

Weatherly #500
Replaces 2014
Non-Automotive Catalog
Stock # 99947



THE IGNITION SPECIALIST™


NON-AUTOMOTIVE CATALOG

Commercial • Lawn & Garden • Marine • Motorcycle • Snowmobile





For reliable performance trust the brand that OEMs ask for by name. NGK manufactures OE spark plugs and OE oxygen sensors for more North American applications than any other manufacturer.



INFORMATION AND PRODUCT PAGES

Design Symbols: Spark Plugs.....	2
Design Symbols: Resistor Covers.....	4
Spark Plug Warranty.....	5
Blister Pack Cross.....	6
NGK Iridium IX for V-Twin Engines.....	7
Features and Benefits.....	8
New Part Numbers / Discontinued Numbers / New Applications.....	10
Spark Plug Specification Index.....	13
NGK Racing Wires and Accessories.....	52
Resistor Cover Illustrations.....	53

APPLICATIONS**Marine**

Inboard Marine Engines.....	58
Outboard Marine Engines.....	76
PWC - Personal Watercraft.....	132

Motorcycle

Motorcycle / Moped.....	140
Motorcycle Sensors.....	224
Racing Kart Applications.....	227
ATV Applications.....	229
Golf Carts.....	250

Snowmobile

Snowmobile Applications.....	254
------------------------------	-----

Lawn and Garden

Chainsaws.....	286
Lighting Plants and Generators.....	302
Lawnmower Applications.....	317
Outdoor Power Equipment.....	354
Power Equipment Engines.....	409

Commercial and Industrial

Commercial and Industrial Engines.....	426
Farm Tractors and Equipment.....	438
Industrial Tractors and Lift Trucks.....	450

BUYERS GUIDE

Top Selling Spark Plugs.....	459
Primary Application Guide.....	460
Packaging Specifications.....	516
NGK - Part Number to Stock Number.....	538
NGK - Stock Number to Part Number.....	542
Cross Reference Charts.....	546

SPARK PLUG TROUBLESHOOTING AND REFERENCE GUIDE

Introduction.....	578
Heat Range Explanation.....	579
Influences on Spark Plug Temperatures/Performance.....	580
Installation Recommendations.....	583

IMPORTANT NOTICE:

Applications listed in this catalog do not apply to aircraft, racing or modified engines, except where explicitly noted.

Design Symbols

B		P		5	E		S		-11			
Thread Dimensions / Hex. Size		Construction (One or more letters may be combined)		Heat Rating	Thread Reach		Firing End Construction		Spark Gap			
A	18mm / 1" (25.4mm)	L	Compact Type	2	Hot Type ↑ ↓ Cold Type	E	19.0mm (3/4")	A	Special Design	None	Motorcycle: 0.7 - 0.8 mm Car: 0.8 - 0.9 mm	
AB	18mm / 13/16" (20.8mm)	M	Compact Type (Bantam) 3/4" Hex Size	4		EH	19.0mm (3/4") Half Thread	B	Integral Terminal (Solid)	-6	0.6mm (.024")	
B	14mm / 13/16" (20.8mm)	P	Projecting Insulator Type	5		H	12.7mm (1/2")	C	Low Angle Ground Electrode	-7	0.7mm (.028")	
BC	14mm / 5/8" (16.0mm) JIS Type	R	Resistor Type	6		L	11.2mm (7/16")	CM	Low Angle Ground Electrode Compact Type (Insulator Length:18.5mm)	-8	0.8mm (.032")	
BK	14mm / 5/8" (16.0mm) ISO Type	U	Surface Gap, Semi-Surface Discharge Gap or Supplementary Gap Inductive Resistor Type	7		S	9.5mm (3/8")	E	V-Grooved Center Electrode (14mm only) 1.5mm Insulator Projection	-9	0.9mm (.036")	
C	10mm / 5/8" (16.0mm)			8		Z	Inductive Resistor Type	9	Z	21mm	F	Tapered Seat
D	12mm (18.0 mm)			10		Bantam Type		G	Fine Wire Nickel Alloy Center Electrode	-11	1.1mm (.044")	
DC	12mm / 5/8" (16.0mm)			11				-G	Copper Core Ground Electrode	-13	1.3mm (.052")	
E	8mm / 13.0mm			11				GP	Platinum Alloy Fine Wire	-14	1.4mm (.055")	
J	12mm / 5/8" (16.0mm)						BPM---	9.5mm (3/8')	GV	Gold-Palladium Center Electrode (Racing Line)	-15	1.5mm (.060")
							CM---	9.5mm (3/8')	I	Single Iridium Spark Plug		
						Tapered Seat		IX	High Performance Iridium (0.6mmØ)			
									K	2-Ground Electrode	-S	Special Gasket
						A-F---	10.9mm	-L	Medium Heat Rating	-E	Special Resistance	
						B-F---	11.2mm (7/16")	-LM	Compact Type (Insulator Length:14.5mm)			
						B-EF---	17.5mm (.708") Reach 5/8" Hex Size	N	Special Ground Electrode			
						BM-F---	7.8mm	P	Premium Platinum			
						No Symbol		Q	4-Ground Electrode			
									S	Standard Type (2.5mm Center Electrode)		
						18mmØ	12mm Reach	T	3-Ground Electrode			
						14mmØ	9.5mm (3/8') Reach	U	Semi-Surface Discharge			
								V	Fine Wire Gold-Palladium Center Electrode			
								VX	High Performance Platinum			
								W	Tungsten Electrode			
								Y	V-Grooved Center Electrode (14mm only) 2.5mm Insulator Projection			
								YA	Fouling Resistant			
								Z	Thick 2.9mm Center Electrode			

I		T				R	4	A	15			
(One or more letters may be combined)		Thread	Reach	Seat Type	Hex	RESISTOR	Heat Rating	Firing End Construction	Spark Gap			
D	High ignitability plug with double fine electrode	KA	ø12.0	19.0mm, (3/4")	Gasket		14.0mm	2	A,B,C... Special Code	None	Motorcycle: 0.7-0.8mm Car: 0.8-0.9mm	
I	Premium Iridium	KB	ø12.0	19.0mm, (3/4")	Gasket		Bi-Hex, 14mm	4		-7	0.7mm, (.028")	
LF	Long thread reach plug Gasket type (26.55mm reach)	MA	ø10.0	19.0mm (3/4")	Gasket		14.0mm	5		-9	0.9mm, (.036")	
IT	Long thread reach plug Tapered seat type (25mm reach)	NA	ø12.0	26.5mm	Tapered		16.0mm, (5/8")	6	I	Single Iridium Spark Plug	-10	1.0mm, (.040")
P	Premium Platinum	F	ø14.0	19.0mm, (3/4")	Gasket		20.8mm, (13/16")	7	p	Single Platinum Spark Plug	-11	1.1mm, (.044")
S	Square Tip Type	G	ø14.0	19.0mm, (3/4")	Gasket		18.0mm	8			-13	1.3mm, (.052")
Z	Extended Projection	J	ø12.0	19.0mm, (3/4")	Gasket		16.0mm, (5/8")	9	zgr-b	1.5 mm Ext. Metal Shell Reach	-14	1.4mm, (.055")
Above letters are occasionally used in combination. Ex. ILFR, ILZTR "L", Long thread reach is prior to other letters which stand for thread reach. Exception: PTR5A-13; reach 25 mm Ex. Gasket type FR5AP-11; reach 19 mm LFR5AP-11; reach 26.5mm Ex. Tapered-seat type PTR5C-13; reach 17.5 mm PLTR6A-10G; reach 25 mm		K	ø12.0	19.0mm, (3/4")	Gasket		16.0mm, (5/8")	10	zgr-c	3 mm Ext. Metal Shell Reach	-15	1.5mm, (.060")
		L	ø10.0	12.7mm, (1/2")	Gasket		16.0mm, (5/8")	11	zgr-d	3.5 mm Ext. Metal Shell Reach	-A	Non Gasket
		M	ø10.0	19.0mm, (3/4")	Gasket		16.0mm, (5/8")		zgr-e	3.5 mm Ext. Metal Shell Reach	-B	Special Design
		T	ø14.0	17.5mm, (0.708")	Tapered	16.0mm, (5/8")			-C	Special Design		
		U	ø14.0	11.2mm, (7/16")	Tapered	20.8mm, (13/16")			-D	Metal Shell Plating Spec Change		
		W	ø18.0	10.9mm	Tapered	20.8mm, (13/16")			-E	Special Resistance		
		X	ø14.0	9.5mm, (3/8")	Gasket	20.8mm, (13/16")			-G	Copper Core Ground Electrode		
		Y	ø14.0	11.2mm, (7/16")	Tapered	16.0mm, (5/8")			-H	Special Thread Type		
									-J	2-Ground Electrode		
									-K	Vibration-resistant Ground Electrode		
							-N	Special Ground Electrode				
							-Q	4-Ground Electrode				
							-S	Special Gasket				
							-T	3-Ground Electrode				

T						R	5	5	-1	IX				
Thread Dimension / Hex Size						RESISTOR	Heat Rating	Spark Gap	Special Design Type	Firing End Construction				
F	ø14.0	19.0mm, (3/4")	Gasket	Projected	16.0mm		2	Hot Type	None	1.0 mm (.040")	F-1	3.0 mm Ext, Metal Shell Reach	None	3.0 mm Ext. Metal Shell Reach
G	ø14.0	19.0mm, (3/4")	Gasket	Projected	20.8mm, (13/16")		4		5	1.5mm (.060")	T-1	3.0 mm Ext. Metal Shell Reach	IX	3.0 mm Ext. Metal Shell Reach
T	ø14.0	17.5mm, (.708")	Tapered	Projected	16.0mm, (5/8")		5		6	2mm (.080")	W-1	13.7mm Thread Reach	GP	13.7mm Thread Reach
U	ø14.0	11.2mm, (7/16")	Tapered	Projected	16.0mm (5/8")		6							
W	ø18.0	10.9mm	Tapered	Projected	20.8mm, (13/16")		7							
X	ø14.0	9.5mm, (3/8")	Gasket	Projected	20.8mm, (13/16")		8							
Y	ø14.0	11.2mm, (7/16")	Tapered	Non-Projected	16.0mm, (5/8")		9							
							10							
							11	Cold Type						

RESISTOR COVERS

External Appearance

- L** 90° Elbow Type
- S** Straight
- X** 102° Elbow Type
- V** 120° Elbow Type (Long)
- Y** 120° Elbow Type (Short)

Resistance

- 01** 1 K Ω
- 05** 5 K Ω
- 10** 10 K Ω

Accessory

- H** Compact type
- P** With Special Waterproof cover
- K** With Silicone Waterproof cover
- M** Rubber Sheathed
- F** For 5mm \varnothing high tension cord
- Y** With handle
- Z** Special shape

L **B**

0 **5**

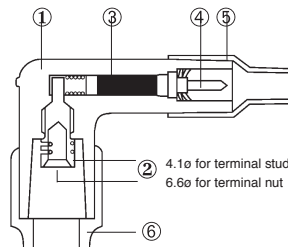
E **H** **P** **K**

Adaptable plug thread size

- B** 14mm \varnothing thread
- D** 10 & 12mm \varnothing thread
- Z** 10, 12 & 14mm \varnothing thread

Adaptable Plug Terminal

- E** For terminal nut or integrated terminal
- F** For terminal stud



1. Body
2. Connector
3. Resistor element
4. Fixing screw
5. Waterproof cover
6. Waterproof cover




NGK Spark Plugs warrants that the products, which it sells to the Distributor, seller, reseller, or customer, shall be free from defects in workmanship or materials. Except in the case of damage or defect attributable to NGK Spark Plugs, the Distributor, seller, reseller, or customer shall have no claim against NGK Spark Plugs for any damaged or defective product or part. In the event that any products or parts shall prove to be defective in workmanship or materials within a period of sixty (60) days from the delivery thereof to the Distributor, seller, reseller, or customer, NGK Spark Plugs shall repair or replace the same without cost to the Distributor, seller, reseller or customer. Except as herein stated, NGK Spark Plugs shall not be liable for any damages or for the breach of any warranty, express or implied, or for any other obligation or liability on account of the products which it may sell to the Distributor, reseller, seller or customer.

- (a) If during the term of this Contract the Distributor shall have reason to believe it has any claim against NGK Spark Plugs in respect of any transaction growing out of this Contract, the Distributor shall notify NGK Spark Plugs in writing within sixty (60) days after it knows or has reason to know the basis of any such claim.
- (b) Failure to give the notice prescribed by Subsection (a) of this section shall relieve NGK Spark Plugs from all liability on any claim in respect to any transaction arising out of this Contract.
- (c) The provisions of this section shall survive the termination of any other portions of this Contract.



SMALL ENGINE SPARK PLUGS



NGK CROSS REFERENCE

NGK Yellow Box Part #	NGK Stock #	BLYB NGK Blister Part #	NGK Stock #
BKR5E	7938	BKR5E BLYB	6719
BM6F	6221	BM6F BLYB	6720
BM7A	6521	BM7A BLYB	6746
BMR4A	5728	BMR4A BLYB	6743
BMR6A	7421	BMR6A BLYB	6749
BP8H-N-10	4838	BP8H-N-10 BLYB	1505
BPM6F	5950	BPM6F BLYB	6753
BPMR6A	6726	BPMR6A BLYB	6759
BPMR7A	4626	BPMR7A BLYB	6761
BPMR8Y	2218	BPMR8Y BLYB	6763
BPR2ES	2264	BPR2ES BLYB	6770
BPR4ES	7222	BPR4ES SOLID BLYB	97226
BPR4ES SOLID	6578	BPR4ES SOLID BLYB	97226
BPR5ES	7734	BPR5ES BLYB	6773
BPR6ES	7131	BPR6ES BLYB	6775
BPR7HS	6422	BPR7HS BLYB	1503
BPR9ES	7788	BPR9ES BLYB	1508
BPZ8HS-10	3133	BPZ8HS-10 BLYB	1506
BR2-LM	5798	BR2-LM BLYB	6787
BR6HS	3922	BR6HS BLYB	1507
BR7HS	4122	BR7HS BLYB	1445
BR8ES Solid	5422	BR8ES SOLID BLYB	1463
BR8HS	4322	BR8HS BLYB	1466
BR8HS-10	1134	BR8HS-10 BLYB	1468
BR9ES	5722	BR9ES BLYB	1469

NGK Yellow Box Part #	NGK Stock #	BLYB NGK Blister Part #	NGK Stock #
BR9ES Solid	3194	BR9ES SOLID BLYB	1470
BR9EYA	7548	BR9EYA BLYB	1471
BR9HS-10	4551	BR9HS-10 BLYB	1472
BU8H	6431	BU8H BLYB	1473
BUHW	2622	BUHW BLYB	1474
BUHW-2	5626	BUHW-2 BLYB	1475
CMR5H	7599	CMR5H BLYB	6776
CMR6H	3365	CMR6H BLYB	6778
CMR7A	7543	CMR7A BLYB	6784
CMR7H	3066	CMR7H BLYB	6785
CR5HSB	6535	CR5HSB BLYB	6786
CR7E	4578	CR7E BLYB	1482
CR7HSA	4549	CR7HSA BLYB	1488
CR8E	1275	CR8E BLYB	1490
CR9EB	6955	CR9EB BLYB	1491
CR9EK	4548	CR9EK BLYB	1493
DCPR6E	3481	DCPR6E BLYB	96530
DCPR8E	4339	DCPR8E BLYB	92238
DPR6EA-9	5531	DPR6EA-9 BLYB	92482
DPR7EA-9	5129	DPR7EA-9 BLYB	91320
DPR8EA-9	4929	DPR8EA-9 BLYB	97768
DR8EA	7162	DR8EA BLYB	97058
LFR5A-11	6376	LFR5A-11 BLYB	95945
LFR6A-11	3672	LFR6A-11 BLYB	90537
ZFR6F-11	4291	ZFR6F-11 BLYB	90760



NGK Iridium IX[®] FOR V-TWIN ENGINES

Used at the tip of the center electrode of the spark plug, Iridium is a denser metal alloy, 6x to that of platinum; this provides increased service life, improved ignitability and throttle response when compared to a factory nickel plug. Iridium is perfect for increased dependability on long rides.



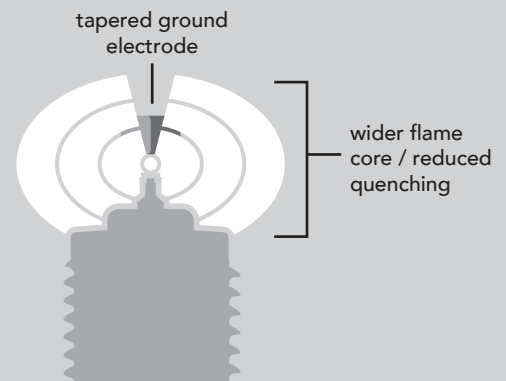
CROSS REFERENCE

Harley-Davidson Part #	Screamin' Eagle Part #	Screamin' Eagle Stock #	NGK Part #	NGK Stock #
6R12	EX12S	32320-91	DCPR7EIX	6046
6R12	31600106		DCPR7EIX	6046
6R12	32192-10		DCPR7EIX	6046
10R12	EX12P	32321-91	DCPR8EIX	6546
10R12	31600105		DCPR8EIX	6546
10R12	32186-10		DCPR8EIX	6546
5R6A, 5A6A	EVS13P	32327-91	BPR6EIX-11	3903
5R6A, 5A6A	EVS13S	32326-91	BPR5EIX-11	2115
5R6A, 5A6A	32189-10		BPR5EIX-11	2115
4R5	XL10S	32322-91	BPR6HIX	4085
6R10	31600085		CR9EIX	3521
31600012	31600085		CR9EIX	3521
	SH13S	32323-91	BPR5EIX-11	2115

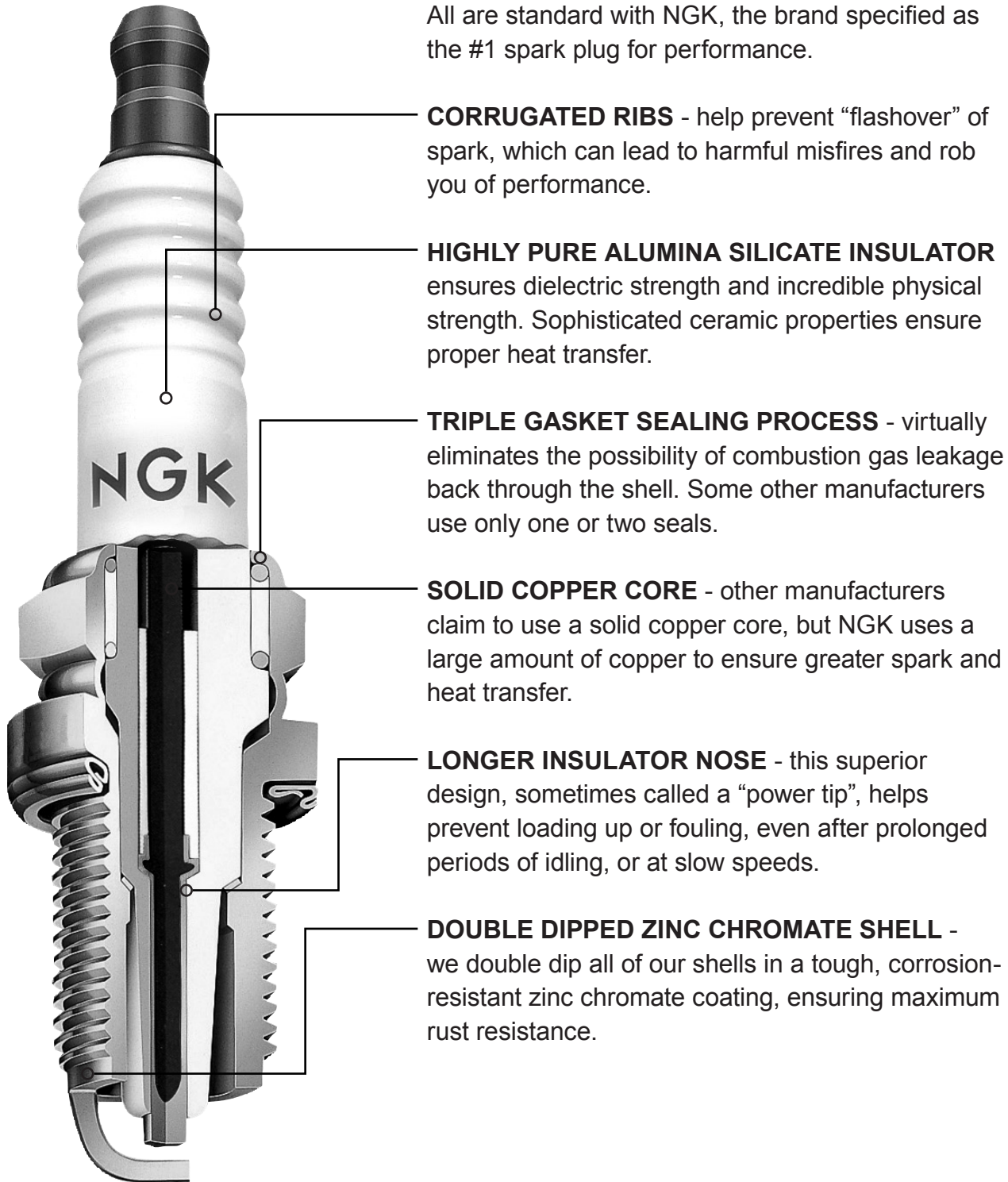
Note: This cross chart is for reference only. Please check specific vehicle application and owner's manual. Due to differences in design and material, plugs in cross reference section are not exactly alike.

HIGHER IGNITABILITY

The **quenching effect** is where the cooler center and ground electrodes drain the energy of the flame core by way of heat transfer. If quenching is severe, the flame core can be extinguished, causing ignition to fail. NGK Iridium IX[®] spark plugs are designed to reduce the quenching effect resulting in better ignition performance.



Superior construction • Longer life • Optimum performance

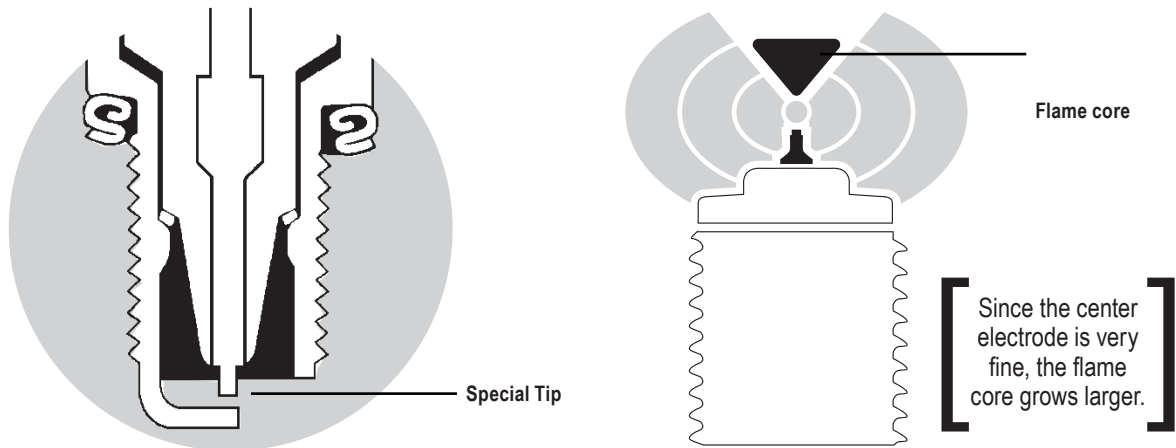


Features and Benefits of NGK Fine Wire Spark Plugs

NGK high performance IX and EGV Type spark plugs feature a fine wire center electrode that reduces the amount of voltage-energy needed to create a spark. Since the fine wire tip construction lowers the voltage requirement, ignition efficiency is improved. This makes for easier starting, quicker throttle response, stronger mid range pull, and better top end performance.

The theory behind the fine wire spark plug is relatively easy to explain. It's easier to push voltage through a thin wire than a thick wire. This means less voltage to bridge the gap, less stress on the ignition system and more power.

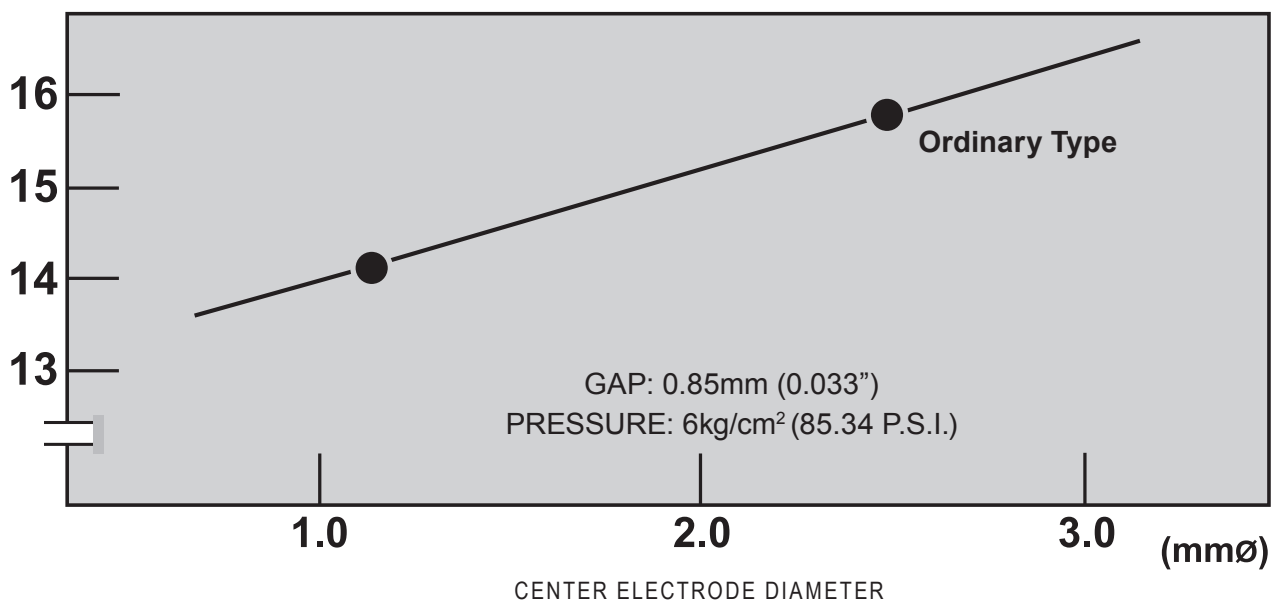
Originally, the EGV type was developed for snowmobile and motocross engines. However, many people enjoy the superior performance of the EGV Type spark plug in cars, bikes, boats, and personal watercraft. The IX and EGV type plug works great in all applications including automotive racing applications.



- Smaller diameter center electrode tip improves ignition efficiency, and sparking discharge
- Better concentration of spark for quick, easy starts
- Precious metals used in the center electrode increase ignitability and durability
- Higher resistance to fouling compared to other plugs
- Easier to spark in high compression, high revving engines
- Better starting performance even in the coldest climates

VOLTAGE (KV) REQUIREMENT

With a fine-wire center electrode, the required voltage to spark is lower than that of an ordinary one. Check this fact with electronic equipment.





Superseded and Discontinued Part Numbers

OLD PART #	STK #
B105EGV	2171
B11EGV	5831
B8EGV	5627
B95EGV	2145
B9EGV	5827
BP6EF	4666
BPMR4A	6028
BR10ECS	5880
BR8EQ	3328
BUR6EFSZ	6837
CY51	2696
DF8H-11B	1305
FR2A-D	4768
ILFR6G	5588
ILKAR6C10	95843
ILTR5A-13G	3811
ILTR6A-13G	3789

OLD PART #	STK #
ILZKBR7A-8G	5992
IZFR6J	4462
IZFR6J11	92383
LTR6AI-9	96780
PFR6W-T	6740
PFR7N-D	6504
PGR6A-11	3738
PLZKBR7A-G	5843
PZFR6B	5200
R0045J-10	7400
R0161-11	5187
R0373A-8	3407
R4118S-7	2777
R4118S-85	7035
R4118S-9	3245
R4304A-10	2184
R4304A-9	2158

OLD PART #	STK #
R5184-10	7457
R5525-10	2098
R5525-11	2844
R5525-7	6241
R5525-8	7383
R5525-9	3914
R5883-11	6077
R6179A-105P	2697
R6179A-11P	3698
R6252E-9	4741
R7282A-10	3920
R7282A-11	4754
R7433-10	4891
R7435-8	4895
R7436-10	4900
R7436-9	4899
R7440A-9L	3795

OLD PART #	STK #
R7440B-10T	5009
R7440B-11T	5495
R847-11	4653
Y-303	3079
Y-904M1	7995
Y-918R	4182
Y-925R	5045

New Spark Plug Primary Applications

NEW PART #	STK #	PRIMARY APPLICATIONS
BKR6EZB	4293	MERCEDES BENZ B200 2011-06
BKUR6ETB	6992	CHEVROLET OPTRA 2004, SUZUKI VERONA 2004
BPR5EFS-13	2359	Mercuriusier 4.5L
CMR7A-5	4641	C/SAW - MAKITA
CPR6EA-9S	1582	M/C - 2013 HONDA
CR9EIB-9	92579	M/C - 2013 MV AGUSTA
CZ159	92053	2015-14 MERCEDES BENZ
DCPR7EGP	1682	2015-14 FIAT
DF6H-11A	94702	2013 NISSAN
DF8H-11B	90174	2014-11 INFINITI, 2014-11 NISSAN
DILKAR7H11GS	96964	ACURA ILX 2016, TLX 2015, HONDA CR-V 2015
DILZKAR7B11	90935	SUBARU XV CROSSTREK 2015-14
DILZKAR7C11S	90137	2015 HONDA
DILZKR7B11G	95350	2014 ACURA
ER9EHIX	96652	M/C - 2016 PIAGGIO, 2011-09 VESPA
IFR6G-11K	1314	M/C - 2014-13 HONDA
IFR6V-10G	92085	CHEVROLET COBALT 2007-05, SAAB 9-3 2011-03, 9-3X 2011, SATURN ION 2007-04
IKR7H8	91715	2014 FIAT
ILKR8Q7	93819	SNOW - 2017 SKI-DOO
ILTR5K13	90607	FORD EDGE 2011-07, ESCAPE 2011-09, FLEX 2012-09, FUSION 2012-06, TAURUS 2012-08, TAURUS X 2009-08; LINCOLN MKS 2013-09, MKT 2012-10, MKX 2010-07, MKZ 2012-07; MERCURY MARINER 2011-09, MILAN 2011-06, SABLE 2009-08
ILTR5L11	96329	CADILLAC ATS 2014, CHEVROLET IMPALA 2014-13, MALIBU 2014-13
ILTR5M9G	90882	CHEVROLET MALIBU 2013
ILTR6M9G	94489	BUICK REGAL 2014, CHEVROLET MALIBU 2014
ILTR7E9	90543	CADILLAC CTS 2014, XTS 2014
ILZKAR8H8S	95112	2017-16 HONDA
ILZKAR8J8SY	95660	2017 HONDA
ILZKBR7B8DG	95770	MINI COOPER 2012-07
ILZNR8A7G	91924	FORD FUSION 2017-14
ILZTR6A8G	94769	2015 FORD
ITR6G9	90156	2014-13 Ford Shelby GT500
IZFR6K-11E	6748	OUTBOARD - HONDA
KR8BI	4347	M/C - 2016-10 CAN-AM
KR9C-G	90893	PWC - 2016 BOMBARDIER (SEA-DOO)
LKAR7AGP-D	93220	2015-08 INFINITI, 2015-11 LEXUS, 2015-12 MAZDA, 2015-07 NISSAN, 2010-09 PONTIAC, 2014-08 SCION, 2015-09 TOYOTA

New Spark Plug Primary Applications

NEW PART #	STK #	PRIMARY APPLICATIONS
LKR7AIX	93911	2014-11 Chrysler 300, Dodge Challenger/Charger, Jeep Grand Cherokee
LMAR8A-9	4313	M/C - YAMAHA 2016-15
LMAR8A-9S	6817	M/C - 2013 HONDA
LMAR8AI-8	92288	M/C - BMW 2016-10
LMAR8BI-9	91909	M/C- 2016-15 SUZUKI
LMAR8F-9	90894	M/C - MOTO GUZZI 2016-14
LR4C-E	94931	GENERATOR - HONDA
LTR5BI-13	90083	MAZDA 3 2013-06, 3 SPORT 2013-12, 5 2014-12 2010-08, 6 2013-06, CX-7 2012-10, TRIBUTE 2011-09
LTR6AI13	95853	FORD F-150 2013-11, MUSTANG 2013-11
LTR6BI-13	91725	2014-06 MAZDA
LTR6BI-9	92182	FORD FOCUS 2014-12
LTR6CI-8	97177	2014-13 Ford Taurus, F-150
LTR6DI-8	96588	2014 Ford Edge, 2014-13 Ford Escape
LTR6DP13	90374	2015-11 FORD
LZFR5CI-11	92145	2015-14 CHRYSLER, 2015-14 DODGE
LZKR6AIX	92873	2012-09 HYUNDAI, 2011-09 KIA
LZTR6AP11EG	97408	2014-12 Chrysler Town & Country, 2014 Jeep Cherokee/ Grand Cherokee, 2014 Ram ProMaster 1500-3500
MR7F	95897	2015 Polaris RZR 900, RZR 570, Ranger 570, Sportsman 570
MR8BI-8	91360	SNOW - 2015 SKI-DOO
MR8F	90299	SNOWMOBILE - POLARIS 2016
MR9F	95884	ATV - 2017 POLARIS
PLFER7A8EG	94833	VOLKSWAGEN BEETLE 2015-13, JETTA 2014-13, PASSAT 2015-14
PLZKBR7B8DG	90223	MINI COOPER 2014-11, COOPER COUNTRYMAN 2014-11, COOPER PACEMAN 2014-13
R0465B-10	7506	RACING PLUG
R8102B-10	95746	RACING PLUG
SILMAR8A9S	90992	M/C- 2016 HONDA
SILMAR9B9	95399	2016-15 KAWASAKI
SILZKAR7E8S	93476	2016-12 JAGUAR, 2016-14 LAND ROVER
SILZKBR8D8S	97506	2015 BMW
SILZKBR8E8S	96987	BMW 528i 2012, 528i XDRIVE 2012, Z4 2012
SILZKFR8D7S	95875	2014 MERCEDES-BENZ
SILZKFR8E7S	90654	2013-2012 MERCEDES-BENZ
SILZKR7B8E	93411	2014 Hyundai Veloster Turbo - from Prod. Date 12/13/2013
SILZKR7E8EG	93655	2015 HYUNDAI
SILZKR7E9G	91467	2015 HYUNDAI
SPMR8A6HDG	92264	FERRARI CALIFORNIA 2013-09
TR45-1IX	6744	FORD FREESTAR 2007-06
TR65IX	3692	ASTON MARTIN VANQUISH 2006-03, FORD ESCAPE 2005, F-150 2003, FOCUS 2010-03, MUSTANG 2004-03, JAGUAR S-TYPE 2006-05, X-TYPE 2006-03, MAZDA 3 2005-04
TR6AP-13E	4968	2013 JAGUAR
Y1013J	94288	2002-93 TOYOTA
Y1021J	97627	AGRICULTURE - JOHN DEERE, INDUSTRIAL ENGINE - YANMAR
Y-510R	91712	AGRICULTURE - MASSEY FERGUSON
Y-543J	6600	SMART FORTWO 2007-05
Y-546J	95275	LAWN MOWER- CUB CADET, FERRIS, JOHN DEERE, KOBELCO, PE ENGINES- YANMAR
Y-724U	3973	LAWN MOWER- CUB CADET, MAHINDRA, PE ENGINES- MITSUBISHI
Y-930U	5568	MERCEDES BENZ E300 1995



Spark Plug Specification Chart Index

Plug Style:	Page
8mm Spark Plug Profile and Spark Plug Tip Images.....	12-13
10mm Spark Plug Profile and Spark Plug Tip Images.....	12-15
PF1/2S Spark Plug Profile and Spark Plug Tip Images.....	14-15
12mm Spark Plug Profile and Spark Plug Tip Images.....	16-21
14mm Spark Plug Profile and Spark Plug Tip Images.....	22-45
18mm Spark Plug Profile and Spark Plug Tip Images.....	44-45
Racing Spark Plug Profile and Spark Plug Tip Images.....	44-49

NGK Spark Plug Specification Chart

Spark Plug charts are sorted by thread size, thread reach, hex size. Hotter plugs are listed above the colder plugs. Plug images are located on the opposite page.




	STD. NON-RESISTOR			STD. RESISTOR			V-POWER			PLATINUM			IRIDIUM		
	Part No.	Stk No.	Image	Part No.	Stk No.	Image	Part No.	Stk No.	Image	Part No.	Stk No.	Image	Part No.	Stk No.	Image
8mm Spark Plugs															
3/4" Reach 13mm Hex Gasket, Stud				ER9EH	5869	215 FW							ER8EHIX ER9EHIX	8201 96652	321 JA 321 JA
10mm Spark Plugs															
8.5mm Reach 13/16" Hex Gasket, Loose	C-50	5712	205 FP												
8.6mm Reach 5/8" Hex Gasket, Solid	CM-6	5812	211 FT												
3/8" Reach 5/8" Hex Compact Gasket, Solid				CMR4A CMR6A CMR7A CMR7A-5	5474 1223 7543 4641	9 I 9 I 9 I 9 I									
1/2" Reach 5/8" Hex Compact Gasket, Solid				CMR4H CMR5H CMR6H CMR7H CMR8H	5246 7599 3365 3066 95741	300 IK 300 IK 300 IK 300 IK 300 IK									
1/2" Reach 5/8 Hex Compact Wide Gap Gasket, Solid				CMR7H-10	1656	300 IK									
1/2" Reach 5/8" Hex Gasket, Stud	C2H	2211	33 DN	CR4HSA CR5HSA CR6HS CR6HSA CR7HS CR7HSA	2430 7840 7023 2983 7223 4549	44 DN 44 DN 44 DN 44 DN 44 DN 44 DN						CR6HIX CR7HIX CR8HIX	7274 7544 7669	280 HW 280 HW 280 HW	
1/2" Reach 5/8" Hex Gasket, Solid				CR8HSA CR4HSB LR4C-E CR5HSB CR6HSB LR8B	2086 4695 94931 6535 6500 6208	44 DN 148 DN 233 GK 148 DN 148 DN 233 GK									
3/4" Reach 5/8" Hex Gasket, Stud	C7E C8E C9E	5096 7471 7499	177 EJ 177 EJ 177 EJ	CR6E CR7E CR8E CR9E CR10E	6965 4578 1275 6263 6264	235 EJ 235 EJ 235 EJ 235 EJ 235 EJ									
3/4" Reach 5/8" Hex Gasket, Loose													CR7EIX CR8EIX CR9EIX CR10EIX	7385 4218 3521 6482	285 IB 285 IB 285 IB 285 IB
3/4" Reach 5/8" Hex Gasket, Solid				CR7EB CR8EB CR9EB	4663 7784 6955	146 EJ 146 EJ 146 EJ				PMR7A PMR8B PMR8A PMR9A	4259 6378 5851 4717	146 CM 146 CM 146 CM 146 CM	MR7BI-8 MR8AI9 MR8BI-8 CR8EIB-9 CR9EIB-9	90982 7692 91360 5258 92579	303 IM 303 IM 319 IM 169 EC 169 EC
3/4" Reach 5/8" Hex Wide Gap Gasket, Solid													CR8EIB-10	4948	169 EC
3/4" Reach 5/8" Hex Wide Gap Gasket, Stud													CR8EIA-9 CR8EIA-10 CR6EIA-9 CR9EIA-9	4286 4708 7967 6289	319 IX 319 IX 319 IX 319 IX
3/4" Reach 5/8" Hex Projected Gasket, Solid				MR7F MR8F CPR8E MR9F	95897 90299 7411 95844	146 EJ 146 EJ 221 GB 146 EJ									
3/4" Reach 14mm Hex 2-Ground Electrode Gasket, Solid				MAR9A-J MAR10A-J	6869 4706	150 DL 150 DL									
3/4" Reach 14 mm Hex Partial Thread 2-Ground Electrode Gasket, Solid				MAR8B-JDS	8765	364 KT									



NGK Spark Plug Specification Chart

Spark Plug charts are sorted by thread size, thread reach, hex size. Hotter plugs are listed above the colder plugs. Plug images are located on the opposite page.






	STD. NON-RESISTOR			STD. RESISTOR			V-POWER			PLATINUM			IRIDIUM		
	Part No.	Stk No.	Image	Part No.	Stk No.	Image	Part No.	Stk No.	Image	Part No.	Stk No.	Image	Part No.	Stk No.	Image
10mm Spark Plugs cont'd															
3/4" Reach 5/8" Hex Projected, Wide Gap Gasket, Stud				CPR6EA-9 CPR6EA-9S CPR7EA-9 CPR8EA-9 CPR9EA-9	6899 1582 3901 2306 2308	107 CF 107 CF 107 CF 107 CF 107 CF							CPR7EAIX-9	9198	322 JB
3/4" Reach 5/8" Hex Projected, Wide Gap Gasket, Solid				CPR6EB-9 CPR8EB-9 CPR9EB-9	5958 6607 6508	221 GB 221 GB 221 GB							IMR8E-9HES	95397	207 FQ
3/4" Reach 5/8" Hex Partial Thread, Wide Gap Gasket, Stud	C8EH-9	7473	293 HC	CR5EH-9 CR6EH-9 CR7EH-9 CR8EH-9 CR9EH-9	6689 2688 3486 5666 7502	253 HC 253 HC 253 HC 253 HC 253 HC							CR8EHIX-9 IMR8C-9H IMR8E-9HES CR9EHI-9 CR9EHIX-9 IMR9A-9H IMR9C-9H IMR9C-9HE IMR9C-9HES IMR9E-9HES	3797 3653 95397 6419 6216 6966 6777 6501 5766 7756	103 CD 94 BU 207 FQ 240 GQ 103 CD 240 GQ 240 HF 94 BU 207 FQ 207 FQ
3/4" Reach 5/8" Hex Partial Thread, Wide Gap Gasket, Solid													IMR9B-9H IMR9D-9H	4888 6544	249 GZ 249 GZ
3/4" Reach 5/8" Hex 2-Ground Electrode Gasket, Stud				CR7EK CR8EK CR9EK CR10EK	7546 3478 4548 2360	41 AD 41 AD 41 AD 41 AD				CR8EKPA CR9EKPA	6985 7785	269 HN 269 HN			
3/4" Reach 5/8" Hex 2-Ground Electrode Gasket, Solid				CR7EKB CR8EKB CR9EKB	4455 4374 2305	36 Z 36 Z 36 Z									
3/4" Reach 5/8" Hex Projected, Wide Gap Dual Fine Electrode Gasket, Solid													DIMR8B10	5066	176 EI
22 mm Reach 5/8" Hex Gasket, Solid										SPMR8A6HDG	92264	151Q			
26.5 mm Reach 14 mm Hex Gasket, Solid				LMAR8F-9	90894	360 KP							LMAR8AI-8 LMAR8BI-9 LMAR9AI-8	92288 91909 97225	362 KK 362 KK 362 KK
26.5 mm Reach 14 mm Hex Wide Gap Gasket, Solid													LMAR9AI-10	93188	362 KK
26.5mm Reach 14mm Hex Projected Gasket, Stud				LMAR6A-9 LMAR7A-9 LMAR8A-9 LMAR8A-9S	5946 4908 4313 6817	166 DZ 166 DZ 166 DZ 166 DZ									
26.5mm Reach 14mm Hex Projected Gasket, Solid				LMAR6C-9 LMAR8C-9	1679 93833	360 KP 360 KP									
26.5mm Reach 14mm Hex 2-Ground Electrode Gasket, Solid				LMAR8D-J LMAR9D-J	93444 1633	361 KQ 361 KQ									
26.5mm Reach 14mm Hex Projected 2-Ground Electrode Gasket,				LMAR9E-J	6884	264 HK									
26.5mm Reach 14mm Hex, SPE Gasket, Solid													SILMAR8A9S SILMAR9A9S SILMAR10A9S	90992 6213 7764	308 IQ 308 IQ 308 IQ
26.5mm Reach 5/8" Hex, SPE Gasket, Stud													SILMAR9B9	95399	382 LP
PF1/2S Spark Plugs															
22.5mm Reach 23.8mm Hex Gasket, Stud	G-2Z	3320	74 BE												



NGK Spark Plug Specification Chart

Spark Plug charts are sorted by thread size, thread reach, hex size. Hotter plugs are listed above the colder plugs. Plug images are located on the opposite page.

	STD. NON-RESISTOR			STD. RESISTOR			V-POWER			PLATINUM			IRIDIUM		
	Part No.	Stk No.	Image	Part No.	Stk No.	Image	Part No.	Stk No.	Image	Part No.	Stk No.	Image	Part No.	Stk No.	Image
12mm Spark Plugs															
1/2" Reach 18mm Hex Gasket, Stud	D6HA D8HA	6512 7112	248 GY 248 GY	DR4HS DR5HS DR6HS DR8HS	3326 4623 4823 5123	77 GY 77 GY 77 GY 77 GY									
3/4" Reach 5/8" Hex Projected Gasket, Loose				DCPR7E DCPR8E	3932 4339	130 BL 130 BL							DCPR6EIX DCPR7EIX DCPR8EIX DCPR9EIX KR8DI	8196 6046 6546 2316 4742	229 GH 229 GH 229 GH 229 GH 154 DP
3/4" Reach 5/8" Hex Projected, Wide Gap Gasket, Solid				DCPR7E-N-10	4983	130 B									
3/4" Reach 5/8" Hex Projected Gasket, Solid				DCPR6E DCPR8E DCPR9E KR9C-G	3481 4179 2641 90893	84 BL 84 BL 84 BL 84 BL				DCPR7EGP PKR7A	1682 3641	93 BT 93 BT	IKR7H8 KR8AI KR8BI KR9CI	91715 5477 4347 7795	387 DP 229 GH 387 DP 154 DP
3/4" Reach 5/8" Hex 2-Ground Electrode Gasket, Solid				DCPR8EKC	7168	287 ID				DCPR8EKP	7415	287 ID			
3/4" Reach 5/8" Hex Extended Shell Gasket, Solid													IZKR7B	7563	298 II
3/4" Reach 18mm Hex Gasket, Stud	D6EA D7EA D8EA D9EA J9A J10A	7512 7912 2120 2420 2170 7444	296 IE 296 IE 296 IE 296 IE 296 IE 296 IE	DR7ES DR7EA DR8EA DR8ES DR9EA JR9B JR10B	3123 7839 7162 5423 3437 3188 1299	67 IE 312 IE 67 IE 67 IE 67 IE 15 N 15 N							DR7EIX DR8EIX DR9EIX	5686 6681 4772	203 FN 203 FN 203 FN
3/4" Reach 18mm Hex Half Heat Range Cooler Gasket, Stud				DR8ES-L	2923	67 IE									
3/4" Reach 18mm Hex Gasket, Solid				DR7EB DR8EB	5469 4855	67 IE 67 IE									
3/4" Reach 18mm Hex Projected Gasket, Stud										PJR7A	2842	314 IT			
3/4" Reach 18mm Hex Projected, Wide Gap Gasket, Stud	DP6EA-9 DP7EA-9 DP8EA-9 DP9EA-9	1068 5629 5829 6629	2 B 2 B 2 B 2 B	DPR5EA-9 DPR6EA-9 DPR7EA-9 DPR8EA-9 DPR9EA-9	2887 5531 5129 4929 5329	56 B 56 B 56 B 56 B 56 B							DPR7EIX-9 DPR8EIX-9 DPR9EIX-9 IJR7AP	7803 2202 5545 7901	309 IR 309 IR 309 IR 314 IT
3/4" Reach 18mm Hex Projected, Wide Gap Gasket, Solid				DPR6EB-9	3108	64 AX									
3/4" Reach 18mm Hex 2-Ground Electrode Gasket, Stud				JR8C JR9C	5139 6193	181 EN 181 EN									
3/4" Reach 18mm Hex Projected, Extended Shell Gasket, Stud				DPR8Z DPR9Z	4730 4830	153 DO 153 DO									
23.7 mm Reach Bi-Hex, 14 mm Extended Shell Extended Projection SPE Gasket, Solid													SIZKBR8A8HS	1555	371 KR
25 mm Reach 14 mm, Hex Extended Shell Extended Projection Tapered, Solid													ILZNR8A7G	91924	19 R



NGK Spark Plug Specification Chart

Spark Plug charts are sorted by thread size, thread reach, hex size. Hotter plugs are listed above the colder plugs. Plug images are located on the opposite page.



	STD. NON-RESISTOR			STD. RESISTOR			V-POWER			PLATINUM			IRIDIUM		
	Part No.	Stk No.	Image	Part No.	Stk No.	Image	Part No.	Stk No.	Image	Part No.	Stk No.	Image	Part No.	Stk No.	Image
12mm Spark Plugs cont'd															
26.5mm Reach 14mm Hex Extended Projection Wide Gap Tapered, Solid										ZNAR6AGP PZNAR6A11H	1698 5507	19 R 194 FC	ZNAR6AIX-11 ZNR7AIX	372 7554	97 BY 97 BY
26.5mm Reach 14mm Hex Projected Dual Fine Electrode Gasket, Solid													DILKAR8A8	93026	324 JD
26.5mm Reach 14mm Hex Projected Gasket, Solid													ILKAR8H6	96024	339 KO
26.5mm Reach 14mm Hex Projected Wide Gap Gasket, Stud													LKAR8BI9 LKAR9BI9	1553 6205	339 KO 339 KO
26.5mm Reach 14mm Hex Projected Wide Gap Gasket, Solid				LKAR8A-9	4786	157 DS				LKAR7AGP-D	93220	180 KM	ILKAR6C10 ILKAR7B11 ILKAR7C10 ILKAR7L11 LKAR8AI-9	95843 4912 94940 94124 6706	356 KL 357 KM 356 KL 356 KK 339 JQ
26.5mm Reach 14mm Hex Extended Shell Projected Gasket, Solid													SILZKAR7E8S	93476	180 JM
26.5mm Reach 14mm Hex Extended Shell Extended Projected Gasket, Solid													SILZKFR8D7S SILZKFR8E7S	95875 90654	384 LN 384 LN
26.5mm Reach 14mm Hex Extended Projection Wide Gap Gasket, Solid										PLZKAR6A-11	5118	180 EM	ILZKAR7A10 ILZKAR7B11	6043 1654	228 GG 18 Q
26.5mm Reach 14mm Hex Extended Projection PSPE, Wide Gap Gasket, Solid													SILZKAR7B11	93482	369 KY
26.5mm Reach 14mm Hex Projected Wide Gap Dual Fine Electrode Gasket, Solid													DILKAR6A11 DILKAR7G11GS DILKAR7H11GS	9029 91578 96964	324 JD 353 KG 353 KG



NGK Spark Plug Specification Chart

Spark Plug charts are sorted by thread size, thread reach, hex size. Hotter plugs are listed above the colder plugs. Plug images are located on the opposite page.

	STD. NON-RESISTOR			STD. RESISTOR			V-POWER			PLATINUM			IRIDIUM		
	Part No.	Stk No.	Image	Part No.	Stk No.	Image	Part No.	Stk No.	Image	Part No.	Stk No.	Image	Part No.	Stk No.	Image
12mm Spark Plugs cont'd															
26.5mm Reach Bi-Hex 14mm Extended Projection Gasket, Solid										PLZKBR7B8DG	90223	224 GE	ILZKBR7B8DG SILZKBR8D8S SILZKBR8E8S	95770 97506 96987	224 GE 224 JM 224 JM
26.5mm Reach 5/8" Hex Projected Gasket, Solid				LKR6E LKR7B-9 LKR7E	92650 5847 1643	326 JE 326 JE 326 JE				PLKR6A PLKR7A PLKR7B8E	5149 4288 94716	183 EP 183 EP 183 EP	LKR7AIX ILKR7B8 ILKR7E6 ILKR8E6 SILKR8B8DS ILKR8Q7	93911 1989 93053 1422 95705 93819	328 JM 328 JH 328 JH 328 JH 325 JE 328 JH
26.5mm Reach 5/8" Hex Projected Dual Fine Electrode Gasket, Solid													DILKR7B6 DILKR8B6	96957 91448	353 KH 353 KH
26.5mm Reach 5/8" Hex Projected, Wide Gap Dual Fine Electrode Gasket, Solid													DILKR6D11G DILKR7A11 DF8H-11B	95264 93135 90174	353 JD 353 JD 324 JD
26.5mm Reach 5/8" Hex Extended Projection Gasket, Solid				LZKAR7A	6799	331 JK							LZKR6AIX SILZKR6B11 SILZKR6B10E SILZKR7B8E SILZKR7E8EG SILZKR7E9G SILZKR7B11 SILKR8A-S	92873 6215 93815 93411 93655 91467 9723 1402	325 JM 333 JM 333 JM 325 JM 325 JM 325 JM 333 JM 325 JE
26.5mm Reach 5/8" Hex Extended Projected Extended Shell Gasket, Solid													ILZKR7A ILZKR8A ILZKAR8H8S ILZKAR8J8SY	1961 94290 95112 95660	20 S 20 S 20 S 20 S
26.5mm Reach 5/8" Hex Extended Projection Wide Gap Gasket, Solid													DILZKAR7B11 ILZKR7B11 ILZKR7B-11S	90935 7751 5787	324 KH 306 IP 306 IP
26.5mm Reach 5/8" Hex Extended Projection Extended Shell, DFE Gasket, Solid, Wide Gap													DILZKR7A11G DILZKR711DS DILZKR7B11GS DILZKAR7C11S DILZKAR7B11G	92924 90074 95710 90137 95350	354 KI 354 KI 354 KI 354 KI 354 KI
26.5mm Reach 5/8" Hex Projected 2-Ground Electrode Gasket, Solid				LKR8A	5214	185 ER				LKR8AP	4471	137 ER			
28.5mm Reach 14mm Hex Projected Dual Fine Electrode Gasket, Solid													DILKAR7C9H	91215	324 JD






NGK Spark Plug Specification Chart

Spark Plug charts are sorted by thread size, thread reach, hex size. Hotter plugs are listed above the colder plugs. Plug images are located on the opposite page.

	STD. NON-RESISTOR			STD. RESISTOR			V-POWER			PLATINUM			IRIDIUM		
	Part No.	Stk No.	Image	Part No.	Stk No.	Image	Part No.	Stk No.	Image	Part No.	Stk No.	Image	Part No.	Stk No.	Image
14mm Spark Plugs															
3/8" Reach 5/8" Hex Compact Tapered, Loose	BM6F	6221	241 GR				BM6FY BL1	2967	241 GR						
3/8" Reach 5/8" Hex Compact, Projected Tapered, Loose				BPMR6F	1270	11 GA									
3/8" Reach 5/8" Hex Compact, Projected Tapered, Solid	BPM6F	5950	220 GA												
3/8" Reach 3/4" Hex Compact Gasket, Loose	BM4A BM6A BM7A	5628 5921 6521	219 BI 219 BI 219 BI	BMR2A BMR4A BMR6A BMR7A	7677 5728 7421 4226	288 BI 288 BI 288 BI 288 BI	BM4Y BL1 BM6Y BL1 BM7Y BL1	4739 5466 3147	219 BI 219 BI 219 BI						
3/8" Reach 3/4" Hex Compact Gasket, Solid	BM4A SOLID BM6A SOLID	4000 6021	114 BI 114 BI	BMR2A SOLID BMR4A SOLID BMR6A SOLID	4013 4004 4002	117 BI 117 BI 117 BI									
3/8" Reach 3/4" Hex Compact, Wide Gap Gasket, Loose				BMR2A-10	4452	302 BI									
3/8" Reach 3/4" Hex Compact, Projected Gasket, Loose	BPM4A BPM6A BPM7A	5928 7021 7321	272 HP 272 HP 272 HP	BPMR6A BPMR7A	6726 4626	227 HP 227 HP	BPM6Y BPM7Y BPM7Y BL1	4562 4921 2101	139 DC 139 DC 139 DC						
3/8" Reach 3/4" Hex Compact, Projected Gasket, Solid	BPM7A SOLID	7472	292 IF	BPMR4A SOLID BPMR7A SOLID	5113 6703	256 HP 256 HP	BPMR6Y BL1 BPMR7Y BPMR8Y BPM8Y SOLID BPM8Y S25 SOLID	5414 1589 2218 5574 92628	139 DC 139 DC 139 DC 139 DC 139 DC						
3/8" Reach 3/4" Hex Compact, Projected Wide Gap Gasket, Solid	BPM6A-10	6026	272 HP	BPMR4A-10 BPMR6A-10	6328 1029	227 HP 227 HP									
3/8" Reach 13/16" Hex Gasket, Loose	B-2 B-4 B6S B7S B8S	3110 3210 3510 3710 3810	65 AY 65 AY 65 AY 65 AY 65 AY	BR6S	3522	86 AY									
3/8" Reach 13/16" Hex Compact Gasket, Loose	B2-LM B4-LM	1147 3410	4 BI 4 BI	BR2-LM BR4-LM	5798 4133	210 BI 210 BI	B2LMY BL1 B4LMY BL1	4146 6150	4 BI 4 BI						
3/8" Reach 13/16" Hex Compact Gasket, Solid				BR2-LM SOLID	3841	106 BI									
3/8" Reach 13/16" Hex Projected Gasket, Solid							XR4 XR5	5858 3332	214 DC 214 DC				XR4IX XR5IX	7189 7355	283 HZ 283 HZ
3/8" Reach 13/16" Hex Projected, Wide Gap Gasket, Solid							XR45	4536	214 DC				XR45IX	7293	283 HZ
7/16" Reach 13/16" Hex Gasket, Loose	B4-L B6-L	3112 3212	66 AZ 66 AZ				B6LY BL1	7612	66 BI						

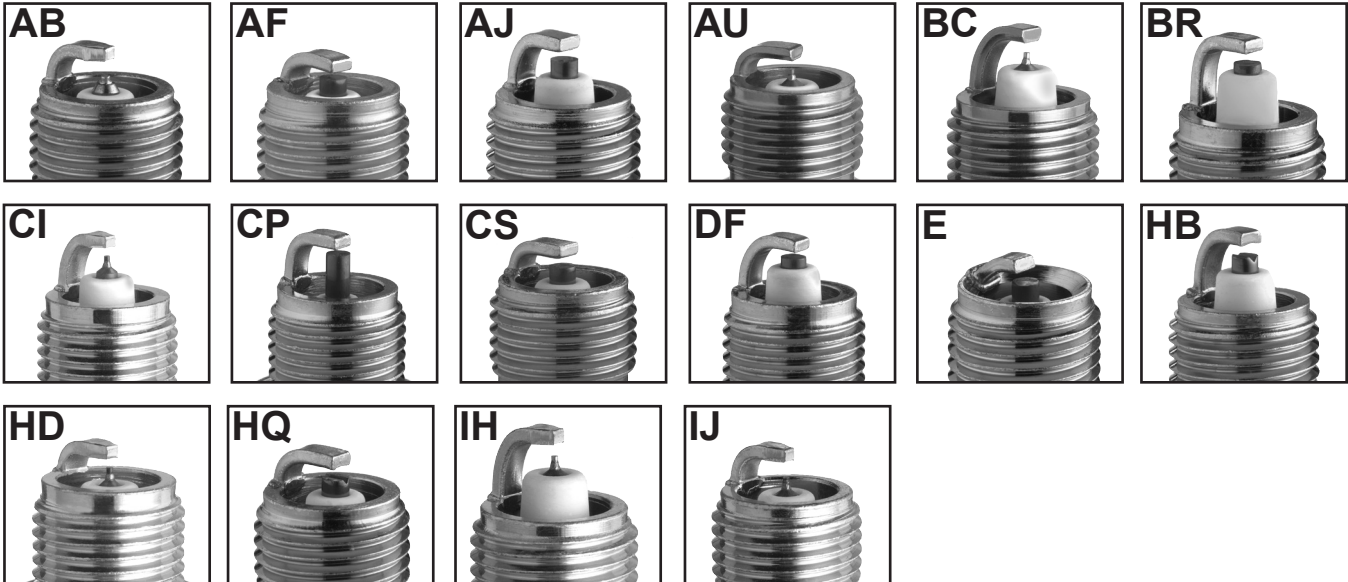

NGK Spark Plug Profile & Tip Images



NGK Spark Plug Specification Chart

Spark Plug charts are sorted by thread size, thread reach, hex size. Hotter plugs are listed above the colder plugs. Plug images are located on the opposite page.








	STD. NON-RESISTOR			STD. RESISTOR			V-POWER			PLATINUM			IRIDIUM		
	Part No.	Stk No.	Image	Part No.	Stk No.	Image	Part No.	Stk No.	Image	Part No.	Stk No.	Image	Part No.	Stk No.	Image
14mm Spark Plugs cont'd															
.460" Reach 5/8" Hex Tapered, Solid				BR6FS	4323	129 CS	YR5	7052	129 HQ	YR5GP	2953	59 AU	YR5IX BR6FIX	7516 2318	299 IJ 38 AB
.460" Reach 5/8" Hex Wide Gap Tapered, Solid							YR55	7240	129 HQ				YR55IX	7588	299 IJ
.460" Reach 5/8" Hex Projected Tapered, Solid				BPR6FS	2623	47 AJ	UR4 UR5 UR6	6630 2771 7773	47 HB 47 HB 47 HB	UR4GP UR5GP UR6GP	2869 3547 7966	72 BC 72 BC 72 BC	UR4IX UR5IX UR6IX	7401 7177 7348	297 IH 297 IH 297 IH
.460" Reach 5/8" Hex Projected, Wide Gap Tapered, Solid							UR45 UR55	6945 2248	47 HB 47 HB	UR45GP	3207	72 BC	UR45IX UR55IX	7559 7272	297 IH 297 IH
1/2" Reach 13/16" Hex Gasket, Stud				BR6HSA BR8HSA	4296 5539	126 CP 126 CP									
1/2" Reach 13/16" Hex Gasket, Loose	B4H B5HS B6HS B7HS B8HS B9HS B10HS	4110 4210 7534 5110 5510 5810 2399	43 AF 43 AF 43 AF 43 AF 43 AF 43 AF	BR4HS BR5HS BR6HS BR7HS BR8HS BR9HS	3322 3722 3922 4122 4322 4522	75 AF 75 AF 75 AF 75 AF 75 AF 75 AF							BR6HIX BR7HIX BR8HIX BR9HIX BR10HIX	3419 7067 7001 5687 6692	254 HD 254 HD 254 HD 254 HD 254 HD
1/2" Reach 13/16" Hex Gasket, Solid				BR8HS SOLID	6715	257 AF									
1/2" Reach 13/16" Hex Wide Gap Gasket, Loose	B6HS-10 B7HS-10 B8HS-10 B9HS-10	1052 2129 5126 3626	43 AF 43 AF 43 AF 43 AF	BR6HS-10 BR7HS-10 BR8HS-10 BR9HS-10	1090 1098 1134 4551	75 AF 75 AF 75 AF 75 AF									
1/2" Reach 13/16" Hex Inductive Resistor, Wide Gap Gasket, Solid				BZ7HS-10	3579	75 AF									
1/2" Reach 13/16" Hex Low Angle Ground Electrode Wide Gap Gasket, Loose				BR8HCS-10	1157	5 E									
1/2" Reach 13/16" Hex Projected Gasket, Loose	BP4HS BP5HS BP6HS BP7HS BP8HS	3611 4111 7331 5111 2630	90 BR 90 BR 90 BR 90 BR 90 BR	BPR4HS BPR5HS BPR6HS BPR7HS BPR8HS	7823 6222 7022 6422 3725	175 BR 175 BR 175 BR 175 BR 175 BR							BPR6HIX BPR7HIX BPR8HIX	4085 5944 6742	120 CI 120 CI 120 CI
1/2" Reach 13/16" Hex Projected Gasket, Stud				BPR6HSA	4632	142 DF									
1/2" Reach 13/16" Hex Projected, Wide Gap Gasket, Loose	BP4HS-10 BP6HS-10 BP7HS-10 BP8HS-10	5011 6326 7829 3823	90 BR 90 BR 90 BR 90 BR	BPR4HS-10 BPR6HS-10 BPR7HS-10	5024 2633 1092	175 BR 175 BR 175 BR									
1/2" Reach 13/16" Hex Projected, Wide Gap Inductive Resistor Gasket, Solid				BPZ8HS-10 BPZ8HS-15	3133 3180	175 BR 175 BR	BPZ8H-N-10	4495	175 BR						



NGK Spark Plug Specification Chart

Spark Plug charts are sorted by thread size, thread reach, hex size. Hotter plugs are listed above the colder plugs. Plug images are located on the opposite page.

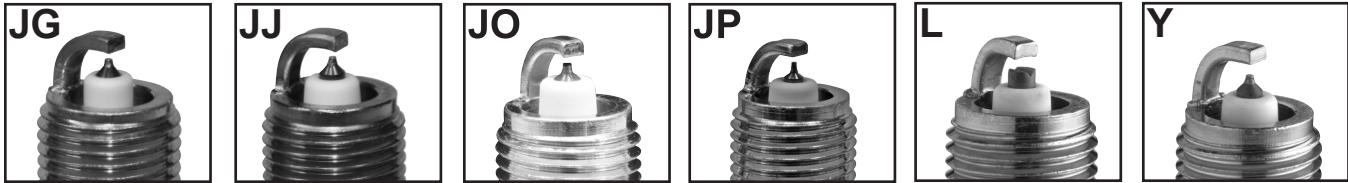




	STD. NON-RESISTOR			STD. RESISTOR			V-POWER			PLATINUM			IRIDIUM			
	Part No.	Stk No.	Image	Part No.	Stk No.	Image	Part No.	Stk No.	Image	Part No.	Stk No.	Image	Part No.	Stk No.	Image	
14mm Spark Plugs cont'd																
1/2" Reach 13/16" Hex Projected, Wide Gap Gasket, Solid	BP8HS-15	6729	258 BR				BP8H-N-10	4838	159 BR							
1/2" Reach 13/16" Hex Surface Discharge Gasket, Solid	BU8H BUH BUHX	6431 2422 2522	242 GS 242 AG 242 AG													
1/2" Reach 13/16" Hex Surface Discharge Inductive Resistor Gasket, Solid				BUZ8H	7447	290 GS										
1/2" Reach 13/16" Hex Tungsten Electrode Gasket, Solid	BUHW BUHW-2 BUHXW-1	2622 5626 5526	242 AG 242 FJ 242 FD													
1/2" Reach 13/16" Hex Tungsten Electrode Inductive Resistor Gasket, Solid				BUZHW BUZHW-2	2147 2173	290 AG 290 FJ										
.708" Reach 5/8" Hex Tapered, Loose	B8EFS B9EFS	1049 1085	1 A 1 A							ITR6G9	90156	138 DB				
.708" Reach 5/8" Hex Tapered, Solid				BR7EFS	1094	69 A	BR6EF BR7EF	3177 3346	69 BA 69 BA							
.708" Reach 5/8" Hex Projected Tapered, Loose	BP7EFS	3526	87 BN													
.708" Reach 5/8" Hex Projected Tapered, Solid				BPR6EFS	3623	91 BN	TR4 TR5 TR6	3754 2238 4177	98 IZ 98 IZ 98 IZ	TR4GP TR5GP TR6GP PTR5D-10	2815 3186 5141 3784	53 AP 53 AP 53 AP 182 EO	TR4IX TR5IX TR6IX TR7IX TR8IX	7300 7397 3689 3690 3691	284 IA 284 IA 284 IA 284 IA 284 IA	
.708" Reach 5/8" Hex Projected, Wide Gap Tapered, Solid				BPR5EFS-13 TR5C-12	2359 92838	373 LC 373 LC				PTR4B-15 PTR4G-15 PTR5F-11 PTR5C-13 PTR5D-13 TR5BP12 TR55GP PTR6D-13 TR6AP-13E TR6AP-13	5146 1209 6579 7740 6644 93858 3403 5598 4968 5809	182 EO 7 G 182 EO 182 EO 182 EO 372 LB 53 AP 182 EO 374 LD 374 LD	ITR4A15	5599	198 FI	
.708" Reach 5/8" Hex Extended Projection Wide Gap Tapered, Solid							TR55	3951	98 IZ		PZTR5A-15	7862	182 IY	IZTR4A11 IZTR5B11	4213 1465	122 CK 16 O



NGK Spark Plug Specification Chart

Spark Plug charts are sorted by thread size, thread reach, hex size. Hotter plugs are listed above the colder plugs. Plug images are located on the opposite page.


	STD. NON-RESISTOR			STD. RESISTOR			V-POWER			PLATINUM			IRIDIUM		
	Part No.	Stk No.	Image	Part No.	Stk No.	Image	Part No.	Stk No.	Image	Part No.	Stk No.	Image	Part No.	Stk No.	Image
14mm Spark Plugs cont'd															
.708" Reach 5/8" Hex Projected Extended Shell Tapered, Solid							TR5-1	7060	274 HR	TR5-1GP	3716	96 BX	TR5-1IX	7243	281 HX
.708" Reach 5/8" Hex Projected Extended Shell Wide Gap Tapered, Solid							TR55-1	2683	274 HR	TR45-1GP TR55-1GP	5684 7159	96 BX 96 BX	TR45-1IX TR55-1IX	6744 7316	281 HX 281 HX
3/4" Reach 5/8" Hex ISO Projected BK-Series Gasket, Solid				BKR5ES	2460	13 C	BKR4E BKR5E BKR5EY BKR5EYA	4421 7938 7390 2087	13 L 13 L 13 J 13 J	BKR5EGP	7090	276 HS	BKR4EIX BKR5EIX	5693 6341	204 FO 204 FO
				BKR6ES	6364	13 C	BKR6E BKR6EY BKR6EYA BKR6EZB BKR7E BKR7E-E	6962 3696 7990 4293 4644 4776	13 L 13 J 13 J 13 L 13 L 13 L	BKR6EGP BKR6EP-8	7092 2215	276 HS 23 GO	BKR6EIX BKR7EIX BKR8EIX BKR9EIX	6418 2667 2668 2669	204 FO 204 FO 204 FO 204 FO
3/4" Reach 5/8" Hex ISO Projected BK-Series Wide Gap Gasket, Solid				BKR4ESA-11 BKR5ES-11 BKR5ESA-11	7755 2382 5643	307 C 13 C 307 C	BKR4E-11 BKR5E-11	5424 6953	13 L 13 L	BKR5EP-11	3440	23 GO	BKR5EIX-11	5464	204 FO
				BKR6ES-11 BKR7ES-11	5553 4952	13 C 13 C	BKR5E-N-11 BKR5EY-11 BKR5EYA-11 BKR6E-11 BKR6E-N-11 BKR7E-11	2391 6745 2526 2756 5724 5791	13 L 13 J 13 J 13 L 13 L 13 L	BKR6EP-11	2978	23 GO	BKR6EIX-11 BKR7EIX-11	3764 6988	204 FO 204 FO
3/4" Reach 5/8" Hex ISO Projected FR-Series Gasket, Solid							FR4 FR5	5155 7373	13 J 13 J	FR4GP FR5GP	2685 3248	276 HS 276 HS			
										PFR6B PFR6G PFR6Q PFR7AB PFR7S8EG PFR7N8DS PFR7B PFR7Q PFR8S8EG	3500 4793 6458 93322 1675 93580 4853 7963 94460	189 EV 141 Y 141 Y 141 JG 327 JG 330 JJ 141 EV 141 Y 327 JG	IFR5T-8N FR5EI IFR6B IFR6Q-G IFR6B-K FR6EI IFR7F-4D IFR7F-8DS IFR7X7G	3508 1313 6507 5648 4867 2687 5115 5547 91039	335 JO 49 AL 336 JP 200 FK 160 DT 49 AL 179 EL 197 FH 336 JP



NGK Spark Plug Specification Chart

Spark Plug charts are sorted by thread size, thread reach, hex size. Hotter plugs are listed above the colder plugs. Plug images are located on the opposite page.






	STD. NON-RESISTOR			STD. RESISTOR			V-POWER			PLATINUM			IRIDIUM		
	Part No.	Stk No.	Image	Part No.	Stk No.	Image	Part No.	Stk No.	Image	Part No.	Stk No.	Image	Part No.	Stk No.	Image
14mm Spark Plugs cont'd															
3/4" Reach 5/8" Hex ISO Projected Partial Thread FR - Series Gasket, Solid				FR2B-D	1598	334 JN									
3/4" Reach 5/8" Hex ISO Projected FR-Series Wide Gap Gasket, Solid							FR45	3686	13 J	FR45GP FR5AP-10 FR5AP-11 FR5AP-11E PFR5B-11 PFR5B-11B PFR5C-11 PFR5J-11 PFR5R-11 PFR5N-11 PFR5L-11 PFR5G-11 PFR5G-13E PFR6B-11 PFR6T-10G PFR6U-11G PFR6G-11 PFR6G-13 PFR6L-13 PFR6G-13E PFR6L-11 PFR6J-11 PFR6N-11 PFR6X-11 PFR7G-11 PFR7G-11S	3072 6371 5463 6569 2300 2867 2271 4642 4292 5838 5459 2647 2761 4014 5542 5874 5555 4115 3141 2341 4639 2743 3546 5757 2380 7772	276 HS 238 GO 238 GO 276 HS 141 EV 55 AR 141 Y 141 DG 125 CO 141 FU 141 FA 141 Y 141 Y 141 EV 195 FE 216 FX 141 Y 141 Y 141 DG 141 Y 141 FA 141 DG 141 FU 141 Y 42 AE 141 Y	IFR5D10 IFR5N10 IFR5J11 IFR5G11 IFR5G-11K IFR5E11 IFR5L11 IFR5T11 IFR6B11 IFR6D10 IFR6E11 IFR6T11 IFR6G-11K IFR6L11 IFR6J11 IFR6V-10G IFR7G-11KS IFR7L11 IFR8H11 IFR9H11 FR9BI-11	4696 7866 7418 7854 3107 7994 6502 4996 5368 5344 6741 4589 1314 3678 7658 92085 7746 5114 5068 6588 4709	151 DM 313 BW 151 DM 151 DM 63 AW 151 DM 63 AW 151 DM 151 DM 151 DM 151 DM 151 DM 151 DM 151 DM 151 DM 151 DM 151 DM 151 DM 151 DM 151 DM 151 DM 151 DM 151 DM
3/4" Reach 5/8" Hex ISO Projected PSPE Wide Gap Gasket, Solid													SIFR6A11	127	365 KU
3/4" Reach 5/8" Hex ISO Extended Projection Gasket, Solid							ZFR5N	3459	82 BJ	ZFR5FGP ZFR5AP	7098 92041	278 HU 42 IY	IZFR5B	4080	119 CH



NGK Spark Plug Specification Chart

Spark Plug charts are sorted by thread size, thread reach, hex size. Hotter plugs are listed above the colder plugs. Plug images are located on the opposite page.






	STD. NON-RESISTOR			STD. RESISTOR			V-POWER			PLATINUM			IRIDIUM		
	Part No.	Stk No.	Image	Part No.	Stk No.	Image	Part No.	Stk No.	Image	Part No.	Stk No.	Image	Part No.	Stk No.	Image
14mm Spark Plugs cont'd															
3/4" Reach 5/8" Hex ISO Extended Projection Gasket, Solid							ZFR5F	7558	184 EQ	ZFR5EGP PZFR5F PZFR6F ZFR6FGP PZFR6H PZFR7G-G	7096 3741 6876 7100 7696 4253	277 HT 42 IY 42 IY 278 HU 42 IY 42 IY	IZFR5B IZFR5J IZFR5G IZFR6J IZFR6N-E IZFR6Q IZFR7M	4080 5899 5887 4462 4757 91234 4214	119 CH 218 FZ 218 FZ 135 CY 155 DQ 135 CY 123 CL
3/4" Reach 5/8" Hex ISO Extended Projection Wide Gap Gasket, Solid							ZFR4F-11 ZFR5A-11 ZFR5D-11 ZFR5E-11 ZFR5F-11 ZFR5J-11 ZFR6A-11 ZFR6F-11 ZFR6F-11G ZFR6J-11 ZFR6U-9 ZFR7F-11	4043 5084 4936 4435 2262 5584 1041 4291 6987 5585 90318 6855	184 EQ 184 EQ 167 EA 167 CU 184 EQ 184 FF 184 EQ 184 EQ 184 EQ 184 FF 184 FF 184 EQ	PZFR5D-11 PZFR5F-11 ZFR5LP-13G PZFR5J-11 PZFR5Q-11 ZFR6AGP PZFR6E-11 PZFR6F-11 PZFR6J-11	7968 4363 7781 7743 6737 7094 7790 3271 3586	42 IY 42 IY 42 IY 305 IO 305 IO 278 HU 42 AE 42 IY 305 IO	ZFR5FIX-11 IZFR5K11 IZFR5L11 IZFR6F11 IZFR6H11 ZFR6FIX-11 IZFR6K-11S IZFR6K11 IZFR6K-11E IZFR6K13	2477 3657 97932 4095 4294 6441 5266 6994 6748 6774	218 FZ 270 HO 270 HO 218 FZ 218 FZ 218 FZ 270 HO 270 HO 270 HO 270 HO
3/4" Reach 5/8" Hex ISO Extended Projection Extended Shell Projection Gasket, Solid							FR5-1	7252	282 HY						
3/4" Reach 5/8" Hex ISO Projected 2-Ground Electrode Gasket, Solid				BKR5EK BKR6EK BKR6EKC BKR7EKC-N	7797 2288 4959 2095	318 IW 318 IW 54 AQ 54 AQ									
3/4" Reach 5/8" Hex ISO Projected 2-Ground Electrode Wide gap Gasket, Solid				BKR5EKB-11	3967	110 CG				BKR5EKPB-11 BKR6EKPB-11	4302 3452	127 CQ 127 CQ			



NGK Spark Plug Specification Chart

Spark Plug charts are sorted by thread size, thread reach, hex size. Hotter plugs are listed above the colder plugs. Plug images are located on the opposite page.




	STD. NON-RESISTOR			STD. RESISTOR			V-POWER			PLATINUM			IRIDIUM		
	Part No.	Stk No.	Image	Part No.	Stk No.	Image	Part No.	Stk No.	Image	Part No.	Stk No.	Image	Part No.	Stk No.	Image
14mm Spark Plugs cont'd															
3/4" Reach 5/8" Hex ISO Projected Semi-Surface Discharge Gasket, Solid				BKR5EKU BKR6EKU BKR6EKUE BKR6EKUB BKR7EKU	3964 6993 7892 7969 5881	109 FM 109 FM 109 FM 88 BP 109 FM				BKR5EKUP	2890	57 AS			
3/4" Reach 5/8" Hex ISO Projected 2-Ground Electrode Gasket, Loose				BKR6EKE	5649	201 FL									
3/4" Reach 5/8" Hex ISO Projected Dual Fine Electrode Wide Gap Gasket, Solid													DIFR5C11 DIFR6C11 DIFR6D13	1311 1312 94167	337 KD 337 KD 337 KD
3/4" Reach 5/8" Hex 3-Ground Electrode Gasket, Solid				BKUR6ETB BKUR6ET BKUR6ET-10 BKUR7ET	6992 7808 2397 7873	243 GT 243 GT 243 GT 243 GT				PFR6W-TG PFR7W-TG	5547 5592	197 FH 197 FH			
3/4" Reach 5/8" Hex 4-Ground Electrode Gasket, Solid				BKR6EQUA	5767	263 HJ				BKR6EQUP BKR7EQUP	3199 4285	70 BB 70 BB			
3/4" Reach 5/8" Hex JIS Projected Gasket, Solid	BCP5ES BCP6ES BCP7ES	7496 4930 5030	294 C 294 C 294 C	BCPR5ES BCPR6ES BCPR7ES	6130 2330 6282	230 C 230 C 230 C	BCPR5EY BCPR6E	1266 3735	13 J 13 L	BCPR5EP-8 BCPR5EGP BCPR6EGP	2950 7086 7088	23 GO 276 HS 276 HS	BCPR5EIX BCPR6EIX BCPR7EIX	5688 5689 5690	204 FO 204 FO 204 FO
3/4" Reach 5/8" Hex JIS Projected Wide Gap Gasket, Solid	BCP4ES-11 BCP6ES-11	1086 7210	3 C 3 C	BCPR5ES-11 BCPR6ES-11	6696 6779	13 C 13 C	BCPR5E-11 BCPR5EY-11 BCPR6E-11 BCPR6EY-11	1273 2441 5632 3720	13 L 13 J 13 L 13 J	BCPR5EP-11 PFR5A-11 BCPR6EP-11	2097 4588 3350	23 GO 141 DE 23 GO	BCPR5EIX-11 BCPR6EIX-11	3306 4919	204 FO 204 FO
3/4" Reach 5/8" Hex JIS Projected Wide Gap Gasket, Solid				BCPR7ES-11	1095	13 C	BCPR6EY-N-11 BCPR7EY-11	6262 1271	13 J 12 K	PFR6H-10 PFR6A-11 BCPR6EP-N-11 BCPR6EP-N-8 PFR7H-10	6290 4045 4497 5275 3978	141 Y 141 DE 23 GO 23 GO 141 Y	BCPR7EIX-11	5691	204 FO
3/4" Reach 5/8" Hex 3-Ground Electrode JIS Projected Gasket, Loose	BCP6ET	4563	140 DD	BCPR7ET	5509	29 DD									



NGK Spark Plug Specification Chart

Spark Plug charts are sorted by thread size, thread reach, hex size. Hotter plugs are listed above the colder plugs. Plug images are located on the opposite page.

	STD. NON-RESISTOR			STD. RESISTOR			V-POWER			PLATINUM			IRIDIUM		
	Part No.	Stk No.	Image	Part No.	Stk No.	Image	Part No.	Stk No.	Image	Part No.	Stk No.	Image	Part No.	Stk No.	Image
14mm Spark Plugs cont'd															
3/4" Reach 13/16" Hex Gasket, Loose	B4ES	4129	317 IV	BR4ES	1097	158 IV									
	B5ES	6410	317 IV	BR5ES	5866	158 IV									
	B6ES	7432	317 IV	BR6ES	4922	158 IV									
	B7ES	1111	317 IV	BR7ES	5122	158 IV							BR7EIX	6664	260 HG
	B8ES	2411	317 IV	BR8ES	5422	158 IV							BR8EIX	5044	260 HG
	B9ES	2611	317 IV	BR9ES	5722	158 IV							BR9EIX	3981	260 HG
	B10ES	7928	317 IV	BR10ES	4832	158 IV							BR10EIX	6801	260 HG
3/4" Reach 13/16" Hex Gasket, Solid	B7ES SOLID	2877	315 IV	BR7ES SOLID	6615	147 IV							IGR7A-G	3106	62 AV
	B8ES SOLID	3683	315 IV	BR8ES SOLID	3961	147 IV							BR8EIX SOLID	6747	268 HG
	B9ES SOLID	7148	315 IV	BR9ES SOLID	3194	147 IV	BR9EYA	7548	301 IL				BR9EIX SOLID	3089	268 HG
				BR10ES SOLID	4684	147 IV	BR10EYA	7613	301 IL				BR10EIX SOLID	6957	268 HG
3/4" Reach 13/16" Hex Wide Gap Gasket, Solid	B6ES-11	7910	315 IV	BR6ES-11	3824	147 IV	BR6EB-L-11	6931	147 IV						
	B7ES-11	2311	315 IV	BR8ES-11	7986	147 IV									
3/4" Reach 13/16" Hex Compact Gasket, Solid				BR8ECM	3035	61 FY							BR8ECMIX	3520	52 AO
				BR9ECM	3252	61 FY							BR9ECMIX	2707	52 AO
				BR10ECM	4234	61 FY							BR10ECMIX	3006	52 AO
3/4" Reach 13/16" Hex Projected Gasket, Loose	BP4ES	6928	267 C	BPR2ES	2264	34 C									
	BP5ES	7832	267 C	BPR4ES	7222	34 C	BP5EY	7327	311 J	BPR5EGP	7082	275 HS	BPR5EIX	6597	250 FO
				BPR5ES	7734	34 C	BPR5EY BL1	3664	34 J						
	BP6ES	7333	267 C	BPR6ES	7131	34 C	BPR6EY BL1	2489	34 J	BPR6EGP	7084	275 HS	BPR6EIX	6637	250 FO
	BP7ES	1034	267 C	BPR7ES	5534	34 C							BPR7EIX	4055	250 FO
	BP8ES	2912	267 C	BPR8ES	3923	34 C							BPR8EIX	6684	250 FO
3/4" Reach 13/16" Hex Projected Gasket, Solid				BPR2ES SOLID	2015	22 C									
				BPR4ES SOLID	6578	22 C	BPR4EY	3432	22 J	GR4GP	2763	68 HS	GR4IX	7149	25 FO
	BP5EA-L	7834	311 IS				GR4	2635	22 J						
	BP5ES SOLID	2140	27 C	BPR5ES SOLID	4006	22 C	BPR5EY	1233	22 J	GR5GP	3351	68 HS	GR5IX	7214	25 FO
							GR5	2851	22 J						
	BP6ES SOLID	4007	27 C	BPR6ES SOLID	4008	22 C	BP6EY	7727	311 J						
							BPR6EY	6427	22 J	PGR6A	4984	14 GL			
	BP7ES SOLID	3995	27 C	BPR7ES SOLID	3785	99 BZ				PGR7A	3200	14 GL			
BP8ES SOLID	3994	27 C	GR9A-EG	94841	355 KJ										
			BPR9ES	7788	22 C										



NGK Spark Plug Specification Chart

Spark Plug charts are sorted by thread size, thread reach, hex size. Hotter plugs are listed above the colder plugs. Plug images are located on the opposite page.

	STD. NON-RESISTOR			STD. RESISTOR			V-POWER			PLATINUM			IRIDIUM		
	Part No.	Stk No.	Image	Part No.	Stk No.	Image	Part No.	Stk No.	Image	Part No.	Stk No.	Image	Part No.	Stk No.	Image
14mm Spark Plugs cont'd															
3/4" Reach Extended Thread Shell 13/16" Hex Projected Gasket, Solid				BPR4ES-H	1671	237 JN									
3/4" Reach 13/16" Hex Projected, Wide Gap Gasket, Solid	BP5ES-11	7732	27 C	BPR4ES-11	4224	22 C	GR45	4268	22 J	GR45GP	3142	68 HS			
	BP6ES-11	7334	27 C	BPR5ES-11	7634	22 C	BPR5EY-11	6937	22 J	BPR5EP-11	3971	111 GO	BPR5EIX-11	2115	25 FO
				BPR6ES-11	7133	22 C	BPR6EY-11	6261	22 J	PGR5A-11	3573	14 GL	BPR6EIX-11	3903	25 FO
				BPR7ES-11	7226	22 C				PGR5C-11	5760	93 BT			
3/4" Reach 13/16" Hex Low Angle Gasket, Solid				BR8ECS	4172	217 FY							BR8ECSIX	5886	225 GF
				BR9ECS	4677	217 FY							BR9ECSIX	5438	191 EY
				BR10ECS SOLID	5940	217 FY									
3/4" Reach 13/16" Hex Low Angle, Narrow Gap Gasket, Solid				BR9ECS-5	6669	252 FY							BR9ECSIX-5	6014	225 GF
3/4" Reach 13/16" Hex Extended Projection Gasket, Solid										ZGR5AGP	7102	279 HV			
3/4" Reach 13/16" Hex Extended Projection Gasket, Loose				ZGR5A	5077	213 FV									
3/4" Reach 13/16" Hex Extended Projection Extended Shell Gasket, Solid							ZGR5C	6334	237 GN						
3/4" Reach 13/16" Hex Projected 2-Ground Electrode Gasket, Loose				BPR5EKU	5685	202 FM									
3/4" Reach 13/16" Hex Projected 2-Ground Electrode Gasket, Solid				BPR6EKN	6757	304 D									

14



22



25



68



93



111



191



202



213



217



225



237



252



279









304



NGK Spark Plug Specification Chart

Spark Plug charts are sorted by thread size, thread reach, hex size. Hotter plugs are listed above the colder plugs. Plug images are located on the opposite page.




	STD. NON-RESISTOR			STD. RESISTOR			V-POWER			PLATINUM			IRIDIUM				
	Part No.	Stk No.	Image	Part No.	Stk No.	Image	Part No.	Stk No.	Image	Part No.	Stk No.	Image	Part No.	Stk No.	Image		
14mm Spark Plugs cont'd																	
3/4" Reach 13/16" Hex 3-Ground Electrode Gasket, Solid				BR7ET BR8ET BR9ET	5877 6612 4528	121 CJ 121 CJ 121 CJ											
3/4" Reach 13/16" Hex 3-Ground Electrode Projected Gasket, Loose	BP6ET	1263	10 DD	BUR6ET	7517	80 BH											
21.5 mm Reach 13/16" Hex 4-Ground Electrode Gasket, Solid				BUR7EQ BUR9EQ	6917 5777	14 M 14 M				BUR7EQP BUR9EQP	4764 5255	14 M 14 M					
3/4" Reach 13/16" Hex 4-Ground Electrode Wide Gap Gasket, Solid				BR8EQ-14 BR9EQ-14	2329 3129	40 AT 40 AT											
3/4" Reach 13/16" Hex Semi-Surface Discharge Wide Gap Gasket, Solid				BUR4EB-11 BUR5EB-11 BUR6EB-11 BUR7EB-11	5370 6735 7037 6832	190 EW 190 EW 190 EW 190 EW	BUR6EA-11 BUR7EA-11	5428 7031	190 EX 190 EX								
3/4" Reach 13/16" Hex Surface Discharge Gasket, Solid	BUE	2322	39 AC														
19mm Reach 13/16" Hex Gasket, Solid Slant/Slit												RE9B-T	6701	85 BM			
21mm Reach 13/16" Hex Gasket, Solid Slant/Slit												RE7C-L	6700	85 BM			
25mm Reach 5/8" Hex Projected Tapered, Loose												ILTR6H8G	96870	358 KN			
25mm Reach 5/8" Hex Projected Tapered, Solid										LTR5GP	5019	174 EH	ILTR5D ILTR6F9 ILTR6G8G ILTR6A-8G LTR61X ILTR5M9G ILTR6M9G ILTR7E9 LTR6BI-9 LTR6CI-8 LTR6DI-8 SILTR6A7G	5476 90656 96621 3787 94374 90882 94489 90543 92182 97177 96588 95369	83 BK 100 CA 100 CA 100 CA 246 GW 100 CA 100 CA 100 CA 100 CA 100 CA 100 CA 368 KX		
25mm Reach 5/8" Hex Projected, Wide Gap Tapered, Solid										PTR5A-13 PLTR6A-10G LTR6BP13 LTR6DP13	2467 3587 94806 90374	46 AI 89 BQ 170 LD 104 CE	ILTR5B11 ILTR5C11 ILTR5K13 ILTR5L11 LTR5BI-13 LTR5IX-11 ILTR5E11 LTR6AI13 LTR6BI-13 ILTR6B11 ILTR6E11 LTR6IX-11 LTR7IX-11	3474 5581 90607 96329 90083 4344 91418 95853 91725 5367 90117 6509 6510	83 BK 83 BK 83 BK 83 BK 104 CE 246 GW 83 BK 104 CE 104 CE 83 BK 83 BK 246 GW 246 GW		



NGK Spark Plug Specification Chart

Spark Plug charts are sorted by thread size, thread reach, hex size. Hotter plugs are listed above the colder plugs. Plug images are located on the opposite page.

	STD. NON-RESISTOR			STD. RESISTOR			V-POWER			PLATINUM			IRIDIUM			
	Part No.	Stk No.	Image	Part No.	Stk No.	Image	Part No.	Stk No.	Image	Part No.	Stk No.	Image	Part No.	Stk No.	Image	
14mm Spark Plugs cont'd																
25mm Reach 5/8" Hex Extended Projection Wide Gap Tapered, Solid							LZTR4A-11	5306	188 EU		LZTR4AGP PLZTR4A-13	5017 4997	172 EF 170 ED	LZTR4AIX-11	2313	37 AA
							LZTR5A-13	4306	188 EU		LZTR5AGP PLZTR5A-13 LZTR6AP11EG	3381 4998 97408	172 EF 170 ED 170 ED	LZTR5AIX-13 LZTR6AIX-13 LZTR7AIX-13	2314 2315 5107	37 AA 37 AA 37 AA
25mm Reach 5/8" Hex Extend Shell Extended Projection Tapered, Solid														ILZTR6A8G	94769	383 LO
26.5mm Reach 5/8" Hex Projected Gasket, Solid							LFR4A-E LFR6A	6499 6668	244 GU 239 GP		PLFER7A8EG	94833	95 BQ	ILFR6A ILFR6B ILFR6G-E SILFR6A ILFR7H LFR7AIX	3588 6481 4212 7913 5245 2309	196 FG 196 FG 196 FG 316 IU 196 FG 136 CZ
26.5mm Reach 5/8" Hex Projected, PSPE Gasket, Solid														SILFR6B8	373	366 KV
26.5mm Reach 5/8" Hex Projected, Wide Gap Gasket, Solid, PSPE											PLFR5A-11	6240	234 GL	SILFR6C11	7505	367 KW
26.5mm Reach 5/8" Hex Projected, Wide Gap Gasket, Solid							LFR5A-11 LFR6A-11 LFR6C-11	6376 3672 7787	239 GP 239 GP 208 FR		LFR6CGP PLFR6C-10G PLFR6A-11	1483 1959 7654	173 EG 89 BQ 234 GL	LFR5AIX-11 ILFR5B11 ILFR5T11 LFR6AIX-11 ILFR6J-11K ILFR6T11 SILFR6A11	4469 1637 96779 6619 4458 4904 5468	136 CZ 196 FG 165 DY 136 CZ 134 CX 165 DY 316 IU
26.5mm Reach 5/8" Hex Extended Projection Gasket, Solid														LZFR6AI	3656	95 BV
26.5mm Reach 5/8" Hex Wide Gap Extended Projection Gasket, Solid				LZFR5C-11	92174	363 KS					PLZFR5B13EG PLZFR6A-11S LZFR6AP116S	97606 5987 95712	223 GD 223 GD 223 GD	LZFR5BI-11 LZFR5CI-11 ILZFR6D11	93298 92145 1208	6 F 6 F 6 F



NGK Spark Plug Specification Chart

Spark Plug charts are sorted by thread size, thread reach, hex size. Hotter plugs are listed above the colder plugs. Plug images are located on the opposite page.

	STD. NON-RESISTOR			STD. RESISTOR			V-POWER			PLATINUM			IRIDIUM		
	Part No.	Stk No.	Image	Part No.	Stk No.	Image	Part No.	Stk No.	Image	Part No.	Stk No.	Image	Part No.	Stk No.	Image
14mm Spark Plugs cont'd															
26.5mm Reach 5/8" Hex Projected, Wide Gap Dual Fine Electrode Gasket, Solid													DILFR5A11	93759	192 EZ
													DILFR5A11D	98376	231 GI
													DILFR6J11	92491	341 KE
													DILFR7B10G	97218	345 KF
													DILFR5C11D	6159	231 GI
													DILFR6D11	6176	232 GJ
													DFH6B-11A	6858	323 JC
26.5mm Reach 5/8" Hex 3-Ground Electrode Gasket, Solid				LFR6D	6490	149 DK									

18mm Spark Plugs															
12mm Reach 13/16" Hex Gasket, Loose	AB-2	3020	8 H												
	AB-6	2910	8 H												
	AB-7	3010	8 H												
	AB-8	7909	8 H												
.460" Reach 13/16" Hex Tapered, Solid	A6FS	2210	32 X	AR6FS	3323	76 X									
.460" Reach 13/16" Hex Projected Tapered, Solid	AP7FS	2127	26 U				WR5	2438	45 AH				WR5IX	7510	295 IG
	AP8FS	2227	26 U												
.460" Reach 13/16" Hex Extended Projection Tapered, Solid							WR4-1	4652	143 DH						








NGK Spark Plug Specification Chart

Spark plug charts are sorted by thread size, thread reach, hex size. Hotter plugs are listed above the colder plugs. Plug images are located on the opposite page.

	NGK Racing			NGK Standard		
	Part No.	Stock No.	Image	Part No.	Stock No.	Image
Racing Spark Plugs						
10mm Spark Plugs						
3/4" Reach 5/8" Hex Surface Discharge Gasket, Solid Non-Resistor	R0045J-9	5861	286 AC			
3/4" Reach 5/8" Hex Surface Discharge Gasket, Loose Resistor	R0045Q-10 R0045Q-11	4216 5957	286 AC 286 AC			
3/4" Reach 5/8" Hex Fine Wire, Iridium Gasket, Stud Resistor	R0373A-9 R0373A-10 R0373A-11	3388 4940 5566	168 EB 168 EB 168 EB			
3/4" Reach 5/8" Hex Fine Wire, Iridium Gasket, Solid Resistor	R0406A-8	1480	168 EB			
3/4" Reach 5/8" Hex Fine Wire Gasket, Stud Resistor, Partial Thread	R0409B-8	7791	253 IC			
26.5mm Reach 14mm Hex Fine Wire, Iridium Gasket, Solid Resistor	R0451B-8	9356	338 JR			
12mm Spark Plugs						
3/4" Reach 5/8" Hex Surface Discharge Gasket, Solid Resistor	R2349-10 R2349-11	6839 4583	128 AC 128 AC			
3/4" Reach 5/8" Hex Platinum Gasket, Loose Resistor	R2525-9 R2525-10	4735 5281	128 IC 128 IC			
26.5mm Reach 5/8" Hex Iridium Gasket, Solid Resistor	R2556B-8 R2556B-9 R2556B-10	6453 4962 1997	329 IC 329 IC 329 IC			
14mm Spark Plugs						
3/8" Reach 13/16" Hex Projected V-Power Gasket, Solid Non-Resistor	R5670-5 R5670-6 R5670-7 R5670-8 R5670-9	2298 2746 2891 3354 3913	35 DC 35 DC 35 DC 35 DC 35 DC	XR5	3332	214 DC
.460" Reach 5/8" Hex V-Power Tapered, Solid Non-Resistor	R5673-6 R5673-7 R5673-8 R5673-9 R5673-10	2405 2817 3249 3442 4050	118 HQ 118 HQ 118 HQ 118 HQ 118 HQ	BR6FS	4323	129 CS

	NGK Racing			NGK Standard		
	Part No.	Stock No.	Image	Part No.	Stock No.	Image
Racing Spark Plugs						
14mm Spark Plugs cont'd						
.460" Reach 5/8" Hex V-Power Projected Tapered, Solid Non-Resistor	R5674-6 R5674-7 R5674-8 R5674-9 R5674-10	4449 5034 5657 6468 6702	255 HB 255 HB 255 HB 255 HB 255 HB	UR6	7773	47 HB
.708" Reach 5/8" Hex Projected Tapered, Solid Non-Resistor	R5724-8 R5724-9 R5724-10	7317 7891 7993	320 IZ 320 IZ 320 IZ			
3/4" Reach 5/8" Hex V-Power Gasket, Solid Non-Resistor	R5671A-7 R5671A-8 R5671A-9 R5671A-10 R5671A-11	4091 4554 5238 5820 6596	212 IV 212 IV 212 IV 212 IV 212 IV			
3/4" Reach 5/8" Hex V-Power, Projected Gasket, Solid Non-Resistor	R5672A-8 R5672A-9 R5672A-10	7173 7405 7942	3 L 3 L 3 L	BKR8EIX BKR9EIX	2668 2669	204 FO 204 FO
3/4" Reach 5/8" Hex Iridium, Short Gasket, Solid Resistor	R7282-10 R7282-105 R7282-11	2000 4985 2001	21 IC 21 IC 21 IC			
3/4" Reach 5/8" Hex Semi-Surface Discharge Gasket, Solid Non-Resistor	R6711-9 R6711-10	3167 2919	212 AC 212 AC			
3/4" Reach 5/8" Hex Semi-Surface Discharge Gasket, Solid Resistor	R6601-10 R6601-11	4017 4586	212 AC 212 AC			
3/4" Reach 5/8" Hex Iridium ISO, Low Angle Ground Electrode Gasket, Solid Resistor	R7434-10	4894	162 DV			
3/4" Reach 5/8" Hex Iridium ISO, Projected Gasket, Solid Resistor	R7433-8 R7433-9	4889 4660	161 DU 161 DU			
3/4" Reach 5/8" Hex Iridium, JIS, Projected Gasket, Solid Resistor	R7435-9 R7435-10	4896 4897	163 DW 163 DW			

Due to the extreme modifications in racing applications, these spark plugs are not warranted







NGK Spark Plug Specification Chart

Spark plug charts are sorted by thread size, thread reach, hex size. Hotter plugs are listed above the colder plugs. Plug images are located on the opposite page.

	NGK Racing			NGK Standard		
	Part No.	Stock No.	Image	Part No.	Stock No.	Image
Racing Spark Plugs						
14mm Spark Plugs cont'd						
3/4" Reach 5/8" Hex Iridium JIS, Low Angle Ground Electrode Gasket, Solid Resistor	R7436-9	4899	164 DX			
	R7436-10	4900	164 DX			
3/4" Reach 13/16" Hex Low Angle Ground Electrode Gasket, Solid Non-Resistor	R6061-8	3363	222 GC			
	R6061-9	4074	222 GC			
	R6254E-9	5583	108 IC			
	R6061-10	5962	222 GC			
	R6254E-105	3949	108 IC			
	R6254K-105	4076	108 IC			
	R6061-11	2773	222 GC			
3/4" Reach 13/16" Hex Low Angle Ground Electrode Gasket, Solid Resistor	R6252E-105	2396	108 IC			
	R6252K-105	2741	108 IC			
3/4" Reach 13/16" Hex Gold Palladium Low Angle Ground Electrode Gasket, Loose Non-Resistor	R5184-105	3334	291 IC			
3/4" Reach 13/16" Hex Gold Palladium Gasket, Loose Non-Resistor	R4118S-8	3236	235 BD			
	B10EGV	5927	30 V	B10ES	7928	317 IV
	B10EGP	5224	186 ES			
3/4" Reach 13/16" Hex Platinum Low Angle Ground Electrode Gasket, Solid Resistor	R6918B-7	6259	108 IC			
	R6918B-8	4492	108 IC			
	R6918B-9	2954	108 IC			
	R6918C-9	5196	108 IC			
3/4" Reach 13/16" Hex Iridium Low Angle Ground Electrode Gasket, Solid Resistor	R7376-8	5442	133 CW			
	R7376-9	7763	133 CW			
	R7376-10	4457	133 CW			
3/4" Reach 13/16" Hex Fine Wire Gasket, Loose Non-Resistor	B8EG	3430	92 BS	B8ES	2411	317 IV
	B9EG	3530	92 BS	B9ES	2611	317 IV
	B10EG	3630	92 BS	B10ES	7928	317 IV
	B11EG	2055	92 BS			
3/4" Reach 13/16" Hex Fine Wire Gasket, Loose Resistor	BR8EG	3130	105 BS	BR8ES	5422	158 IV
	BR9EG	3230	105 BS	BR9ES	5722	158 IV
	R6021E-9	2401	158 BD			
	BR10EG	3830	105 BS			

	NGK Racing			NGK Standard		
	Part No.	Stock No.	Image	Part No.	Stock No.	Image
Racing Spark Plugs						
14mm Spark Plugs cont'd						
3/4" Reach 13/16" Hex Fine Wire Gasket, Solid Non-Resistor	B8EG SOLID	3997	113 BS	B8ES	3683	315 IV
	B9EG SOLID	3998	113 BS	B9ES	7148	315 IV
3/4" Reach 13/16" Hex Fine Wire Gasket, Solid Resistor	BR8EG SOLID	3992	112 BS	BR8ES	3961	147 IV
	BR9EG SOLID	4015	112 BS	BR9ES	3194	147 IV
	BR9EG-N-8	2689	51 AN			
	BR10EG SOLID	3993	112 BS			
3/4" Reach 13/16" Hex Surface Discharge Gasket, Loose Resistor	R6712-9	5644	186 AC			
21mm Reach 13/16" Hex Iridium Low Angle Ground Electrode Gasket, Solid Resistor	R7420-9	6448	332 JL			
	R7440A-10L	4282	102 CC			
	R7420-10	5501				
	R7420-105	4857	332 JL			
	R7420-11	7756	332 JL			
21.5mm Reach 13/16" Hex Platinum Low Angle Ground Electrode Gasket, Solid Resistor	R6725-105	3857	79 BG			
	R6725-11	4311	79 BG			
	R6725-115	4482	79 BG			
22mm Reach 5/8" Hex Iridium Low Angle Ground Electrode Short Gasket, Solid Resistor	R7282A-10	3920	21 IC			
26.5mm Reach 5/8" Hex Iridium Projected Gasket, Solid Resistor	R7437-8	4901	144 DI			
	R7437-9	4654	144 DI			
26.5mm Reach 5/8" Hex Iridium Low Angle Ground Electrode Gasket, Solid Resistor	R7438-8	4905	145 DJ			
	R7438-9	4656	145 DJ			
18mm Spark Plugs						
16mm Reach 25.4mm Hex Gasket, Loose Non-Resistor	R8102A-10	6813	261 HH			






With an outer insulator of rugged high performance silicone, and an inner core of solid copper wire strands, these racing wires from NGK will help you get to the winner's circle. Connected with NGK resistor covers in either straight or 90° configurations, these wires will fit most applications for snowmobiles, watercraft, motorcycles and karts. The resistor cover comes equipped with a 5k ohm ceramic resistor for excellent defense against RFI (radio frequency interference) which can disrupt electronic ignition performance and lead to misfire.



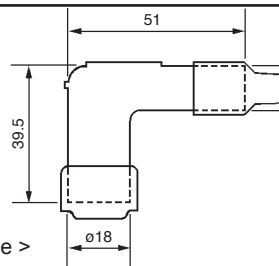

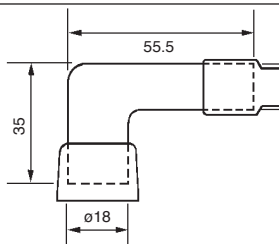

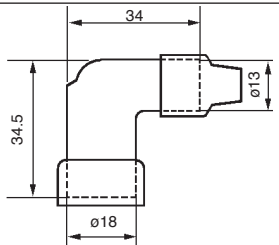

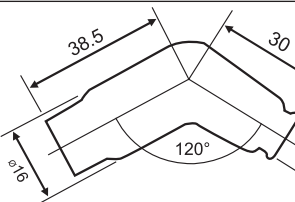

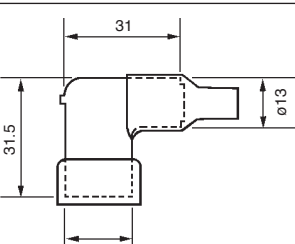

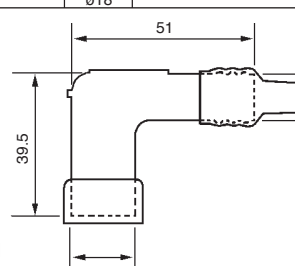

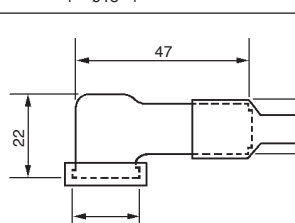
J-1 CONNECTOR PUTS END TO HOOKUP HASSLES





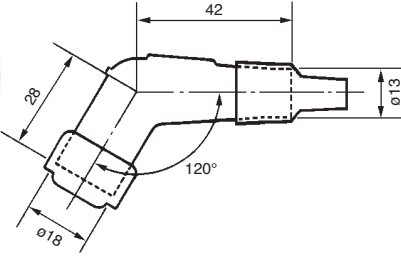

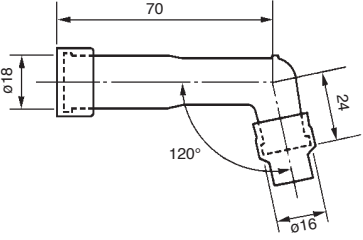

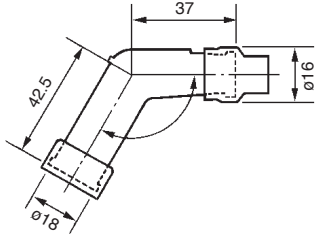

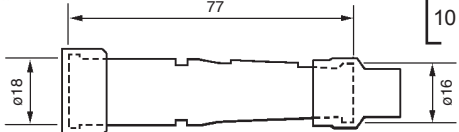

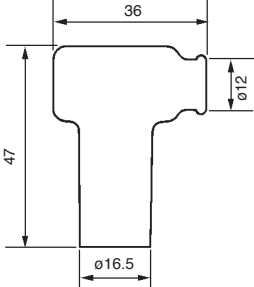

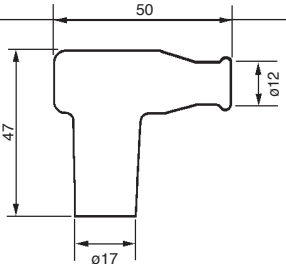
NGK also knows what a hassle it can be to connect new wires to the stock CDI ignition coil. We're making that a whole lot easier with this in-line wire connector. Simply insert the lead from the ignition coil unit in one end, the new NGK wire end in the other, screw the two pieces together, and you've got yourself a watertight finished piece! Made of high-impact plastic, this handy unit will solve all wire connection problems.



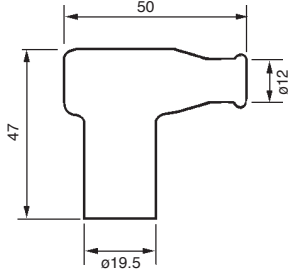

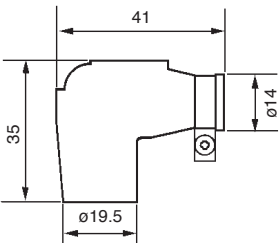

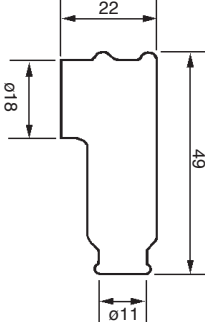

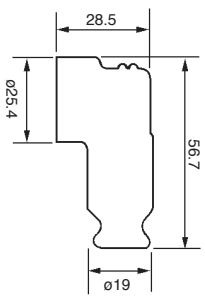
90° Resistor Covers			
Part #	Stock #	Cap Type	Wire Length
CR2	8048	Removable	50 cm
CR5	8515	Removable	100 cm
CR4	8054	Solid	50 cm
CR6	8736	Solid	100 cm
Straight Resistor Covers			
Part #	Stock #	Cap Type	Wire Length
CR1	8035	Removable	50 cm
CR3	8089	Solid	50 cm
Splicer			
Part #	Stock #		
J-1	8083		



Configuration (applicable plug thread dia body material)	Unit: mm	Part No.	Stock No.	
 <p>< Excluding LB O EZ type ></p>	 <p>LE, LB type: 14mm Ø thread LD type: 10 & 12mm Ø thread Phenolic Resin</p>	<p>LB01E LB05E LB01EP LB05EP</p>	<p>8011 8031 8328 8020</p>	<p>1 5 1 5</p>
 <p>< LB O EZ ></p>	 <p>14mm Ø thread Phenolic Resin</p>	<p>LB05F LB05FP LB05EZ LB05EZA LB10E</p>	<p>8051 8030 8744 8769 8349</p>	<p>5 5 5 5 10</p>
		<p>LZFH</p>	<p>8381</p>	<p>No Resistor</p>
 <p>NGK</p>	 <p>10 & 12mm Ø thread Rubber sheathed</p>	<p>VD05FMH</p>	<p>8425</p>	<p>5</p>
	 <p>LB type: 14mm Ø thread</p>	<p>LB10EH</p>	<p>8351</p>	<p>10</p>
	 <p>10 & 12mm Ø thread Phenolic Resin</p>	<p>LD05F LD05FP</p>	<p>8060 8070</p>	<p>5</p>
	 <p>10mm Ø CM-6 only Phenolic Resin</p>	<p>LC05EFK</p>	<p>8050</p>	<p>5</p>

Resistor Covers

Configuration (applicable plug thread dia body material)	Unit: mm	Part No.	Stock No.	
	 <p>[YB type: 14mm Ø thread]</p>	<p>YB05F YB05FP</p>	<p>8082 8448</p>	<p>5</p>
	 <p>[XB type: 14mm Ø thread XD type: 10 & 12mm Ø thread]</p>	<p>XB05F XB05FP XD05F XD05FP</p>	<p>8062 8435 8072 8641</p>	<p>5</p>
	 <p>[VB type: 14mm Ø thread VD type: 10 & 12mm Ø thread Phenolic Resin]</p>	<p>VB05E VB05F VB05FP VD05F VD05FP</p>	<p>8408 8032 8413 8052 8429</p>	<p>5</p>
	 <p>[SB type: 14mm Ø thread SD type: 10 & 12mm Ø thread]</p>	<p>SB05E SB05F SB05FP SD05F SD05FP</p>	<p>8374 8080 8386 8022 8325</p>	<p>5</p>
	 <p>[14mm Ø thread Rubber sheathed]</p>	<p>LB05EMH</p>	<p>8338</p>	<p>5</p>
	 <p>[14mm Ø thread Rubber sheathed (Silicon)]</p>	<p>TB05EM</p>	<p>8955</p>	<p>5</p>

Configuration (applicable plug thread dia body material)	Unit: mm	Part No.	Stock No.	
		<p>[14mm Ø thread Rubber sheathed]</p>	<p>TB05EMA TB05EMD</p> <p>8636 6756</p>	<p>5</p>
		<p>[14mm Ø thread Rubber sheathed (Silicon)]</p>	<p>LBER (BLUE)</p> <p>8308</p>	<p>5</p>
		<p>[14mm Ø thread Rubber sheathed (Silicon) For racing spark plug R7282 - O only]</p>	<p>TRS1225</p> <p>8927</p>	<p>5</p>
		<p>[14mm Ø thread Rubber sheathed (Silicon) For racing spark plug R5300A - O only]</p>	<p>TRS1408F</p> <p>8899</p>	<p>5</p>



MARINE



Inboard Engines

Denotes Original Equipment
 ^ Available in Blister Pack (see page 6)

Note: Due to different operating or engine conditions an alternate heat range plug maybe required.

MAKE/YR	ENGINE	MODEL NOTES	REGULAR PLUG	STK#	PREMIUM PLUG	STK#	GAP
AMERICAN CHALLENGER							
		EAGLE 400	UR5	2771	UR5IX	7177	.020"
		EAGLE 600	UR5	2771	UR5IX	7177	.020"
		EAGLE 800	UR5	2771	UR5IX	7177	.020"
BERKELEY							
1977-1974	302 CID, 18MM HDS.	FORD	AR6FS	3323	---	---	.036"
1990-1974	302 CID, 14MM HDS.	FORD	UR5	2771	UR5IX	7177	.036"
1977-1974	351 CID, 18MM HDS.	FORD	AR6FS	3323	---	---	.036"
1990-1974	351 CID, 14MM HDS.	FORD	UR5	2771	UR5IX	7177	.036"
1990-1976	460 CID	FORD BIG BLOCK	UR5	2771	UR5IX	7177	.036"
1990-1976	350 CID	GM	YR5	7052	YR5IX	7516	.036"
1990-1976	454 CID	GM BIG BLOCK	YR5	7052	YR5IX	7516	.036"
1976-1968	455 CID	OLDSMOBILE	XR4	5858	XR4IX	7189	.040"
BMW							
		B130	BPR5ES ^	7734	BPR5EIX	6597	.025"
		B130S	BPR5ES ^	7734	BPR5EIX	6597	.025"
		B190	BPR5ES ^	7734	BPR5EIX	6597	.025"
		B1901	BPR5ES ^	7734	BPR5EIX	6597	.025"
		B190S	BPR5ES ^	7734	BPR5EIX	6597	.025"
		B220	BPR5ES ^	7734	BPR5EIX	6597	.025"
		B2201	BPR5ES ^	7734	BPR5EIX	6597	.025"
		B220S	BPR5ES ^	7734	BPR5EIX	6597	.025"
		G1301	BPR5ES ^	7734	BPR5EIX	6597	.025"
		G130S	BPR5ES ^	7734	BPR5EIX	6597	.025"
		G1901	BPR5ES ^	7734	BPR5EIX	6597	.025"
		G190S	BPR5ES ^	7734	BPR5EIX	6597	.025"
		G2201	BPR5ES ^	7734	BPR5EIX	6597	.025"
		G220S	BPR5ES ^	7734	BPR5EIX	6597	.025"
BOMBARDIER (SEA-DOO)							
2011-2007	1494 cc	150 SPEEDSTER	DCPR8E # ^	4339	DCPR8EIX	6546	.028"
2011-2006	1494 cc	180 CHALLENGER	DCPR8E # ^	4339	DCPR8EIX	6546	.028"
2011	1494 cc	180 SP	DCPR8E ^	4339	DCPR8EIX	6546	.028"
2011-2006	1494 cc	200 SPEEDSTER	DCPR8E # ^	4339	DCPR8EIX	6546	.028"
2009-2006	1494 cc	205 UTOPIA	DCPR8E # ^	4339	DCPR8EIX	6546	.028"
2011-2010	1494 cc	210 CHALLENGER	DCPR8E ^	4339	DCPR8EIX	6546	.028"
2011	1494 cc	210 SP	DCPR8E ^	4339	DCPR8EIX	6546	.028"
2011-2010	1494 cc	210 WAKE	DCPR8E ^	4339	DCPR8EIX	6546	.028"
2011-2007	1494 cc	230 CHALLENGER	DCPR8E # ^	4339	DCPR8EIX	6546	.028"
2011	1494 cc	230 SP	DCPR8E ^	4339	DCPR8EIX	6546	.028"
2011-2008	1494 cc	230 WAKE	DCPR8E # ^	4339	DCPR8EIX	6546	.028"
	787 cc, ROTAX	CHALLENGER	BR8ES SLD	3961	BR8EIX SLD	6747	.022"
2007-2006	1494 cc	CHALLENGER 180	DCPR8E # ^	4339	DCPR8EIX	6546	.028"
2005	1498 cc	CHALLENGER 180 4-TEC	DCPR8E # ^	4339	DCPR8EIX	6546	.028"
2007	1494 cc	CHALLENGER 230	DCPR8E # ^	4339	DCPR8EIX	6546	.028"
2008-2007	1494 cc	CHALLENGER 230 WAKE	DCPR8E ^	4339	DCPR8EIX	6546	.028"
2006	1494 cc	CHALLENGER CS	DCPR8E # ^	4339	DCPR8EIX	6546	.028"
	717 cc, ROTAX	EXPLORER	BR8ES SLD	3961	BR8EIX SLD	6747	.022"
2007-2006	1494 cc	ISLANDIA 220	DCPR8E # ^	4339	DCPR8EIX	6546	.028"
2009-2008	1494 cc	ISLANDIA SE	DCPR8E # ^	4339	DCPR8EIX	6546	.028"
	717 cc, ROTAX	SPEEDSTER	BR8ES SLD	3961	BR8EIX SLD	6747	.020"
2007	1494 cc	SPEEDSTER 150	DCPR8E # ^	4339	DCPR8EIX	6546	.028"
2007-2006	1494 cc	SPEEDSTER 200	DCPR8E # ^	4339	DCPR8EIX	6546	.028"
2005	1498 cc	SPEEDSTER 200 TWIN 4-TEC 3.0L	DCPR8E # ^	4339	DCPR8EIX	6546	.028"
2009-2007	1494 cc	SPEEDSTER WAKE	DCPR8E # ^	4339	DCPR8EIX	6546	.028"
	717 cc, ROTAX	SPORTSER	BR8ES SLD	3961	BR8EIX SLD	6747	.022"
2006	1494 cc	SPORTSTER 4-TEC	DCPR8E # ^	4339	DCPR8EIX	6546	.028"
2006	1494 cc	SPORTSTER LE DI	ZFR4F-11 #	4043	---	---	.036"



Denotes Original Equipment
 ^ Available in Blister Pack (see page 6)

Note: Due to different operating or engine conditions an alternate heat range plug maybe required.

MAKE/YR	ENGINE	MODEL NOTES	REGULAR PLUG	STK#	PREMIUM PLUG	STK#	GAP
BOMBARDIER (SEA-DOO) Cont'd							
2006	947 cc	SPORTSTER LE DI	ZFR4F-11 #	4043	---	---	.036"
2007-2006	1494 cc	UTOPIA 205	DCPR8E # ^	4339	DCPR8EIX	6546	.028"
CHRIS-CRAFT							
		SEE: VOLVO PENTA	---	---	---	---	---
CHRYSLER							
	6 CYL	B46-4	BR6S	3522	---	---	.036"
	6 CYL	B46S-3	BR6S	3522	---	---	.036"
	8 CYL	LM318A	BPR6ES SLD	4008	BPR6EIX	6637	.036"
	8 CYL	LM318AC	BPR6ES SLD	4008	BPR6EIX	6637	.036"
	8 CYL	LM318B	BPR6ES SLD	4008	BPR6EIX	6637	.036"
	8 CYL	LM318BC	BPR6ES SLD	4008	BPR6EIX	6637	.036"
	8 CYL	LM318BJ	BPR6ES SLD	4008	BPR6EIX	6637	.036"
	8 CYL	LM318BT	BPR6ES SLD	4008	BPR6EIX	6637	.036"
	8 CYL	LM318BV	BPR6ES SLD	4008	BPR6EIX	6637	.036"
	8 CYL	LM318D	BPR6ES SLD	4008	BPR6EIX	6637	.036"
	8 CYL	LM340B	BPR6ES SLD	4008	BPR6EIX	6637	.036"
	8 CYL	LM340BJ	BPR6ES SLD	4008	BPR6EIX	6637	.036"
	8 CYL	LM340BT	BPR6ES SLD	4008	BPR6EIX	6637	.036"
	8 CYL	LM340BV	BPR6ES SLD	4008	BPR6EIX	6637	.036"
	8 CYL	M44	BR6S	3522	---	---	.036"
	8 CYL	M44-3	BR6S	3522	---	---	.036"
	8 CYL	M45	BR6ES	4922	---	---	.036"
	8 CYL	M45-3	BR6ES	4922	---	---	.036"
	8 CYL	M45S	BR6ES	4922	---	---	.036"
	8 CYL	M45-S3	BR6ES	4922	---	---	.036"
	8 CYL	M45-SP3	BR6ES	4922	---	---	.036"
	6 CYL	M46-3	BR6S	3522	---	---	.036"
	6 CYL	M47-3	BR6S	3522	---	---	.036"
	6 CYL	M47-4	BR6S	3522	---	---	.036"
	6 CYL	M47S-3	BR6S	3522	---	---	.036"
	8 CYL	M80	XR5	3332	XR5IX	7355	.036"
	8 CYL	M81	BR6ES	4922	---	---	.036"
	4 CYL	M91D	BPR6EY	6427	BPR6EIX	6637	.036"
	4 CYL	M91F	BPR6EY	6427	BPR6EIX	6637	.036"
	4 CYL	M122A	B7HS	5110	BR7HIX	7067	.036"
	4 CYL	M122B	B7HS	5110	BR7HIX	7067	.036"
	6 CYL	M170	BR6ES	4922	---	---	.036"
	6 CYL	M183B	B7HS	5110	BR7HIX	7067	.036"
	6 CYL	M225A	BR6ES	4922	---	---	.036"
1979-1975	6 CYL	M225D	BPR6FS	2623	UR6IX	7348	.036"
To 1974	6 CYL	M225D	BR6ES	4922	---	---	.036"
	6 CYL	M225D	BR6ES	4922	---	---	.036"
	6 CYL	M225GD	BR6ES	4922	---	---	.036"
	6 CYL	M265	BR6S	3522	---	---	.036"
	6 CYL	M265A	BR6S	3522	---	---	.036"
	8 CYL	M273A	BPR6ES SLD	4008	BPR6EIX	6637	.036"
	8 CYL	M273B	BPR6ES SLD	4008	BPR6EIX	6637	.036"
	8 CYL	M273BT	BPR6ES SLD	4008	BPR6EIX	6637	.036"
	8 CYL	M318A	XR5	3332	XR5IX	7355	.036"
	8 CYL	M318B	XR5	3332	XR5IX	7355	.036"
	8 CYL	M318C	XR5	3332	XR5IX	7355	.036"
	8 CYL	M318GD	XR5	3332	XR5IX	7355	.036"
	8 CYL	M360A	BPR6ES SLD	4008	BPR6EIX	6637	.036"
	8 CYL	M360B	BPR6ES SLD	4008	BPR6EIX	6637	.036"
	8 CYL	M360BC	BPR6ES SLD	4008	BPR6EIX	6637	.036"
	8 CYL	M360BJ	BPR6ES SLD	4008	BPR6EIX	6637	.036"

Inboard Engines

Denotes Original Equipment
 ^ Available in Blister Pack (see page 6)

Note: Due to different operating or engine conditions an alternate heat range plug maybe required.

MAKE/YR	ENGINE	MODEL NOTES	REGULAR PLUG	STK#	PREMIUM PLUG	STK#	GAP
CHRYSLER Cont'd							
	8 CYL	M360BT	BPR6ES SLD	4008	BPR6EIX	6637	.036"
	8 CYL	M360BV	BPR6ES SLD	4008	BPR6EIX	6637	.036"
	8 CYL	M383B	XR5	3332	XR5IX	7355	.036"
	8 CYL	M383BV	XR5	3332	XR5IX	7355	.036"
	8 CYL	M400B	XR5	3332	XR5IX	7355	.036"
	8 CYL	M400BV	XR5	3332	XR5IX	7355	.036"
	8 CYL	M400S	XR5	3332	XR5IX	7355	.036"
	8 CYL	M413B	XR5	3332	XR5IX	7355	.036"
	8 CYL	M413D	XR5	3332	XR5IX	7355	.036"
	8 CYL	M413E	BR6ES	4922	---	---	.036"
	8 CYL	M426B	XR5	3332	XR5IX	7355	.036"
	8 CYL	M426D	XR5	3332	XR5IX	7355	.036"
	8 CYL	M426-SKI	XR5	3332	XR5IX	7355	.036"
	8 CYL	M440B	XR5	3332	XR5IX	7355	.036"
	8 CYL	M440BJ	XR5	3332	XR5IX	7355	.036"
	8 CYL	M440BV	XR5	3332	XR5IX	7355	.036"
	8 CYL	M440D	XR5	3332	XR5IX	7355	.036"
	8 CYL	M440S	XR5	3332	XR5IX	7355	.036"
	8 CYL	M440SV	XR5	3332	XR5IX	7355	.036"
	8 CYL	M460B	UR5	2771	UR5IX	7177	.036"
CRUSADER							
1979	200 CID		BPR6FS	2623	UR6IX	7348	.036"
1998-1985	262 CID		BPR6FS	2623	UR6IX	7348	.036"
1975-1974	302 CID		AR6FS	3323	---	---	.032"
1980-1979	229 CID	165	BPR6FS	2623	UR6IX	7348	.036"
1980-1971	292 CID	185	R5674-7	5034	---	---	.036"
1996-1976	305 CID	190	BPR6FS	2623	UR6IX	7348	.036"
1980-1971	307 CID	210	R5674-7	5034	---	---	.036"
1996-1976	305 CID	220	BPR6FS	2623	UR6IX	7348	.036"
1975-1974	351 CID	255	AR6FS	3323	---	---	.032"
1998-1971	350 CID	270	BPR6FS	2623	UR6IX	7348	.036"
1980-1972	454 CID	350	BPR6FS	2623	UR6IX	7348	.036"
1975-1974	460 CID	350	BPR6FS	2623	UR6IX	7348	.036"
1980-1968	427 CID	427	R5674-7	5034	---	---	.036"
1998-1981	454 CID	454	BPR6FS	2623	UR6IX	7348	.036"
1998-1989	502 CID	502	BPR6FS	2623	UR6IX	7348	.036"
		BOAT BUILDER-170J	B6S	3510	---	---	.025"
		BOAT BUILDER-185	B6S	3510	---	---	.025"
		BOAT BUILDER-200J	B6S	3510	---	---	.025"
		BOAT BUILDER-210	B6S	3510	---	---	.025"
		BOAT BUILDER-230	B6S	3510	---	---	.025"
		BOAT BUILDER-230J	B6S	3510	---	---	.025"
		BOAT BUILDER-CS100	B6ES	7432	---	---	.032"
		BOAT BUILDER-CS150	B6ES	7432	---	---	.032"
		BOAT BUILDER-CS165	B6ES	7432	---	---	.032"
		BOAT BUILDER-CS180	B6S	3510	---	---	.032"
		BOAT BUILDER-CS220	B6S	3510	---	---	.032"
		BOAT BUILDER-CS250	B6S	3510	---	---	.032"
		BOAT BUILDER-CS280	B6ES	7432	---	---	.032"
		BOAT BUILDER-CS320	B6ES	7432	---	---	.032"
1984-1981	229 CID	CH185	BPR6FS	2623	UR6IX	7348	.036"
	305 CID	CHAMPION	BPR6FS	2623	UR6IX	7348	.036"
	350 CID	CHAMPION	BPR6FS	2623	UR6IX	7348	.036"
	454 CID	CHAMPION	BPR6FS	2623	UR6IX	7348	.036"
	350 CID	CHAMPION-350 CID HT	BPR6FS	2623	UR6IX	7348	.036"
		CHARGER-CS185	B6S	3510	---	---	.025"



Denotes Original Equipment
 ^ Available in Blister Pack (see page 6)

Note: Due to different operating or engine conditions an alternate heat range plug maybe required.

MAKE/YR	ENGINE	MODEL NOTES	REGULAR PLUG	STK#	PREMIUM PLUG	STK#	GAP
CRUSADER Cont'd							
		CHARGER-CS220	B6S	3510	---	---	.025"
		CHARGER-CS250	B6S	3510	---	---	.025"
		CHARGER-CS280	B6ES	7432	---	---	.036"
		CHARGER-CS320	B6ES	7432	---	---	.034"
		CLASSIC-5.7L PLUS EFI	TR5	2238	TR5IX	7397	.045"
		CLASSIC-5.7L PLUS MPI	TR5	2238	TR5IX	7397	.045"
		CLASSIC-7.4L HO MPI	BR6FS	4323	BR6FIX	2318	.045"
		CLASSIC-7.4L MPI	TR5	2238	TR5IX	7397	.045"
		CLASSIC-8.2L MPI	BR6FS	4323	BR6FIX	2318	.045"
2005	275 HP	GM V8-5.0L MP	TR55	3951	TR55IX	7164	.060"
	300 HP	GM V8-5.7L CARB	TR55	3951	TR55IX	7164	.060"
2005	220 HP	GM V8-5.7L MP	TR55	3951	TR55IX	7164	.060"
	375 HP	GM V8-6.0L MP	TR55	3951	TR55IX	7164	.060"
	385 HP	GM V8-8.1L MP	TR55	3951	TR55IX	7164	.060"
	425 HP	GM V8-8.1L MP (HO)	TR55	3951	TR55IX	7164	.060"
		MARK 140	B6S	3510	---	---	.025"
		MARK 170	B6S	3510	---	---	.025"
		MARK 200	B6S	3510	---	---	.025"
		MARK 225	B6S	3510	---	---	.025"
		MARK 240	B6ES	7432	---	---	.032"
		MARK 275	B8S	3810	---	---	.032"
		MARK 280	B6ES	7432	---	---	.032"
		MARK 300	B8S	3810	---	---	.032"
		MARK 325	B8S	3810	---	---	.032"
		PLATINUM-5.7L PLUS MPI	TR5	2238	TR5IX	7397	.045"
		PLATINUM-7.4L HO MPI	BR6FS	4323	BR6FIX	2318	.045"
		PLATINUM-7.4L MPI	TR5	2238	TR5IX	7397	.045"
		PLATINUM-8.2L MPI	BR6FS	4323	BR6FIX	2318	.045"
	262 CID	XL/XLI	BPR6FS	2623	UR6IX	7348	.036"
	305 CID	XL/XLi	BPR6FS	2623	UR6IX	7348	.036"
	350 CID	XL/XLi	BPR6FS	2623	UR6IX	7348	.036"
	454 CID	XL/XLi	BPR6FS	2623	UR6IX	7348	.036"
	502 CID	XL/XLi	BPR6FS	2623	UR6IX	7348	.036"
	454 CID	XL/XLI-454 CID HO	BPR6FS	2623	UR6IX	7348	.036"
FLAGSHIP							
1974-1971	292 CID		UR5	2771	UR5IX	7177	.036"
1977	300 CID, HEAVY SERVICE		R5674-7	5034	---	---	.045"
1977	300 CID, LIGHT SERVICE		UR5	2771	UR5IX	7177	.045"
1974-1971	305 CID		UR5	2771	UR5IX	7177	.036"
1993-1975	305 CID, HEAVY SERVICE		R5674-7	5034	---	---	.045"
1977-1975	305 CID, LIGHT SERVICE		UR5	2771	UR5IX	7177	.045"
1974-1971	307 CID		UR5	2771	UR5IX	7177	.036"
1974-1971	350 CID		UR5	2771	UR5IX	7177	.036"
1993-1975	350 CID, HEAVY SERVICE		R5674-7	5034	---	---	.045"
1974-1971	454 CID		UR5	2771	UR5IX	7177	.036"
1993-1975	454 CID, HEAVY SERVICE		R5674-7	5034	---	---	.045"
1977-1975	454 CID, LIGHT SERVICE		UR5	2771	UR5IX	7177	.045"
	292 CID	155	B6ES	7432	---	---	.036"
1974-1971	427 CID	300	B7ES	1111	BR7EIX	6664	.036"
1993-1975	350 CID, HI PERFORMANCE	335	R5674-7	5034	---	---	.036"
1977-1975	181 CID	181FL	YR5	7052	YR5IX	7516	.036"
1977-1975	280 CID	280E	R5674-7	5034	---	---	.036"
1993-1975	350 CID, HI PERFORMANCE	295FAS	R5674-7	5034	---	---	.036"
1993-1975	350 CID, HI PERFORMANCE	380FAS	R5674-7	5034	---	---	.036"
1977-1975	454 CID, HI PERFORMANCE	400FAJ	R5674-7	5034	---	---	.036"
1977-1975	454 CID, HI PERFORMANCE	400FAS	R5674-7	5034	---	---	.036"

Inboard Engines

Denotes Original Equipment
 ^ Available in Blister Pack (see page 6)

Note: Due to different operating or engine conditions an alternate heat range plug maybe required.

MAKE/YR	ENGINE	MODEL NOTES	REGULAR PLUG	STK#	PREMIUM PLUG	STK#	GAP
FLAGSHIP Cont'd							
1993-1975	454 CID, HI PERFORMANCE	450FAJ	R5674-7	5034	---	---	.036"
1993-1975	454 CID, HI PERFORMANCE	450FAS	R5674-7	5034	---	---	.036"
1977-1975	454 CID, HI PERFORMANCE	460FAJ	R5674-7	5034	---	---	.036"
1977-1975	454 CID, HI PERFORMANCE	460FAS	R5674-7	5034	---	---	.036"
1977-1975	454 CID, HI PERFORMANCE	500FAJ	R5674-7	5034	---	---	.036"
1981-1975	490 CID, HI PERFORMANCE	500FAJ	R5674-7	5034	---	---	.036"
1977-1975	454 CID, HI PERFORMANCE	500FAS	R5674-7	5034	---	---	.036"
1981-1975	490 CID, HI PERFORMANCE	500FAS	R5674-7	5034	---	---	.036"
1981-1975	466 CID, HI PERFORMANCE	675FAJ (NORMAL USE)	R5674-7	5034	---	---	.036"
1977-1975	466 CID, HI PERFORMANCE	675FAJ (RACING)	R5673-10	4050	---	---	.036"
1981-1975	466 CID, HI PERFORMANCE	675FAS (NORMAL USE)	R5674-7	5034	---	---	.036"
1977-1975	466 CID, HI PERFORMANCE	675FAS (RACING)	R5673-10	4050	---	---	.036"
1993-1975	350 CID, HI PERFORMANCE	TC400	R5674-7	5034	---	---	.036"
1993-1975	350 CID, HI PERFORMANCE	TC450	R5673-7	2817	---	---	.036"
1993-1975	350 CID, HI PERFORMANCE	TC500	R5673-8	3249	---	---	.036"
1993-1975	454 CID, HI PERFORMANCE	TC500	R5673-8	3249	---	---	.036"
1993-1975	454 CID, HI PERFORMANCE	TC550	R5674-7	5034	---	---	.036"
1993-1975	454 CID, HI PERFORMANCE	TC600	R5673-7	2817	---	---	.036"
1977-1975	454 CID, HI PERFORMANCE	TC650	R5673-8	3249	---	---	.036"
1981-1975	466 CID, HI PERFORMANCE	TC700	R5673-10	4050	---	---	.036"
1977-1975	460 CID, HI PERFORMANCE	TC800	R5673-10	4050	---	---	.036"
1981-1975	466 CID, HI PERFORMANCE	TCX950	R5673-10	4050	---	---	.036"
HARDIN							
1986-1980		H225IO	YR5	7052	YR5IX	7516	.036"
1986-1980		H225J	YR5	7052	YR5IX	7516	.036"
1986-1980		H225V	YR5	7052	YR5IX	7516	.036"
1990-1969		H240J	XR5	3332	XR5IX	7355	.036"
1990-1969		H240J	UR5	2771	UR5IX	7177	.036"
1990-1969		H240V	XR5	3332	XR5IX	7355	.036"
1990-1969		H240V	UR5	2771	UR5IX	7177	.036"
1986-1980		H260IO	YR5	7052	YR5IX	7516	.036"
1986-1980		H260J	YR5	7052	YR5IX	7516	.036"
1986-1980		H260V	YR5	7052	YR5IX	7516	.036"
1986-1980		H280	YR5	7052	YR5IX	7516	.036"
1986-1980		H280J	YR5	7052	YR5IX	7516	.036"
1986-1980		H280V	YR5	7052	YR5IX	7516	.036"
1976-1960		H295J	XR5	3332	XR5IX	7355	.036"
1976-1960		H295V	XR5	3332	XR5IX	7355	.036"
1990-1977		H300J	XR5	3332	XR5IX	7355	.036"
1990-1977		H300V	XR5	3332	XR5IX	7355	.036"
1990-1979		H305I	YR5	7052	YR5IX	7516	.036"
1990-1979		H320J	YR5	7052	YR5IX	7516	.036"
1990-1978		H320TC	R5673-7	2817	---	---	.028"
1990-1979		H320V	YR5	7052	YR5IX	7516	.036"
1976-1975		H324J	XR5	3332	XR5IX	7355	.036"
1976-1975		H324V	XR5	3332	XR5IX	7355	.036"
1976-1969		H325J	XR5	3332	XR5IX	7355	.030"
1976-1969		H325V	XR5	3332	XR5IX	7355	.030"
1990-1976		H333J	YR5	7052	YR5IX	7516	.036"
1990-1976		H333V	YR5	7052	YR5IX	7516	.036"
1976-1969		H345J	XR5	3332	XR5IX	7355	.030"
1976-1969		H345V	XR5	3332	XR5IX	7355	.030"
1990-1979		H350I	YR5	7052	YR5IX	7516	.036"
1990-1974		H405J	YR5	7052	YR5IX	7516	.036"
1990-1978		H405TC	B7HS	5110	BR7HIX	7067	.028"
1990-1974		H405V	YR5	7052	YR5IX	7516	.036"



Denotes Original Equipment
 ^ Available in Blister Pack (see page 6)

Note: Due to different operating or engine conditions an alternate heat range plug maybe required.

MAKE/YR	ENGINE	MODEL NOTES	REGULAR PLUG	STK#	PREMIUM PLUG	STK#	GAP
HARDIN Cont'd							
1990-1979		H454I	YR5	7052	YR5IX	7516	.036"
1976		H455J (ET)	XR5	3332	XR5IX	7355	.036"
1976		H455V (ET)	XR5	3332	XR5IX	7355	.036"
1990-1983		HM225	UR5	2771	UR5IX	7177	.036"
1990-1983		HM260	UR5	2771	UR5IX	7177	.036"
1990-1983		HM280	UR5	2771	UR5IX	7177	.036"
1990-1983		HM333	UR5	2771	UR5IX	7177	.036"
1990-1983		HM400	UR5	2771	UR5IX	7177	.036"
1990-1983		HM405	UR5	2771	UR5IX	7177	.036"
1990-1983		HM430	UR5	2771	UR5IX	7177	.036"
INDMAR							
	279 CID	4.6L MPI NORTHSTAR	TR55	3951	TR55IX	7164	.060"
	8 CYL GM SMALL BLOCK	5.0L V8 230	BR6FS	4323	BR6FIX	2318	.045"
	8 CYL GM SMALL BLOCK	5.0L V8 230SP	BR6FS	4323	BR6FIX	2318	.045"
	8 CYL GM SMALL BLOCK	5.7L LS1 CORVETTE	TR4	3754	TR4IX	7300	.036"
1987-1976	8 CYL GM SMALL BLOCK	5.7L V8	UR5	2771	UR5IX	7177	.040"
	8 CYL GM SMALL BLOCK	5.7L V8 CARB	BR6FS	4323	BR6FIX	2318	.045"
	8 CYL GM SMALL BLOCK	5.7L V8 CARB H.O.	BPR6EFS	3623	TR6IX	3689	.045"
	8 CYL GM SMALL BLOCK	5.7L V8 EFI	BR6FS	4323	BR6FIX	2318	.045"
	8 CYL GM SMALL BLOCK	5.7L V8 EFI H.O.	BPR6EFS	3623	TR6IX	3689	.045"
2005-1994	8 CYL GM SMALL BLOCK	5.7L V8 EXCEPT LS1	TR5	2238	TR5IX	7397	.040"
	8 CYL GM SMALL BLOCK	5.7L V8 GEN 1+ CARB	BPR6EFS	3623	TR6IX	3689	.045"
	8 CYL GM SMALL BLOCK	5.7L V8 GEN 1+ H.O. CARB	BPR6EFS	3623	TR6IX	3689	.045"
	8 CYL GM SMALL BLOCK	5.7L V8 GEN 1+ H.O. PFI	BPR6EFS	3623	TR6IX	3689	.045"
	8 CYL GM SMALL BLOCK	5.7L V8 INDMAR TBI	BR6FS	4323	BR6FIX	2318	.045"
2002-1994	8 CYL GM SMALL BLOCK	5.7L V8 LS1	TR55	3951	TR55IX	7164	.050"
2005-2003	8 CYL GM SMALL BLOCK	5.7L V8 LS1	TR55	3951	TR55IX	7164	.060"
	8 CYL GM SMALL BLOCK	5.7L V8 LT-1	BPR6EFS	3623	TR6IX	3689	.045"
2005-2003	8 CYL GM BIG BLOCK	6.0L V8	TR55	3951	TR55IX	7164	.060"
	8 CYL GM SMALL BLOCK	6.6L V8	BR6FS	4323	BR6FIX	2318	.045"
1999-1998	8 CYL GM BIG BLOCK	7.4L V8	BPR6EFS	3623	TR6IX	3689	.045"
2005-2003	8 CYL GM BIG BLOCK	7.4L V8	TR5	2238	TR5IX	7397	.045"
To 1997	8 CYL GM BIG BLOCK	7.4L V8 CARB	BR6FS	4323	BR6FIX	2318	.045"
To 1997	8 CYL GM BIG BLOCK	7.4L V8 CARB H.O.	BR6FS	4323	BR6FIX	2318	.045"
To 1997	8 CYL GM BIG BLOCK	7.4L V8 EFI	BR6FS	4323	BR6FIX	2318	.045"
To 1997	8 CYL GM BIG BLOCK	7.4L V8 EFI H.O.	BR6FS	4323	BR6FIX	2318	.045"
To 1997	8 CYL GM BIG BLOCK	7.4L V8 H.O.	BPR6EFS	3623	TR6IX	3689	.045"
2005-2003	8 CYL GM BIG BLOCK	8.1L MPI VORTEC	TR55	3951	TR55IX	7164	.060"
1999-1998	8 CYL GM BIG BLOCK	8.2L V8	BPR6EFS	3623	TR6IX	3689	.045"
2005-2003	8 CYL GM BIG BLOCK	8.2L V8	TR5	2238	TR5IX	7397	.045"
To 1997	8 CYL GM BIG BLOCK	8.2L V8	BR6FS	4323	BR6FIX	2318	.045"
To 1997	8 CYL GM BIG BLOCK	8.2L V8 H.O.	BR6FS	4323	BR6FIX	2318	.045"
1995-1991	302 CID	FORD 5.0L V8 200	UR5	2771	UR5IX	7177	.044"
1997-1991	302 CID	FORD 5.0L V8 225	UR5	2771	UR5IX	7177	.036"
1987-1983	351 CID	FORD 5.8L V8	AR6FS	3323	---	---	.036"
1997-1991	351 CID	FORD 5.8L V8 250	UR5	2771	UR5IX	7177	.036"
1997-1991	351 CID	FORD 5.8L V8 285 H.O.	BPR6EFS	3623	TR6IX	3689	.045"
1984-1976	460 CID	FORD 7.5L V8	UR5	2771	UR5IX	7177	.036"
	4 CYL	GM-3.0L	BR6FS	4323	BR6FIX	2318	.036"
	6 CYL	GM-4.3L V6 EFI	BR6FS	4323	BR6FIX	2318	.045"
1982-1976	350 CID	OLDSMOBILE 5.7L V8	XR4	5858	XR4IX	7189	.040"
1982-1976	403 CID	OLDSMOBILE 6.6L V8	XR4	5858	XR4IX	7189	.040"
1976-1975	455 CID	OLDSMOBILE 7.5L V8	XR4	5858	XR4IX	7189	.040"
KODIAK							
2000-1999	181 CID	3.0L L4 140 HP	UR4	6630	UR4IX	7401	.045"
2000-1999	262 CID	4.3L V6 220 HP	BR6FS	4323	BR6FIX	2318	.045"

Inboard Engines

Denotes Original Equipment
 ^ Available in Blister Pack (see page 6)

Note: Due to different operating or engine conditions an alternate heat range plug maybe required.

MAKE/YR	ENGINE	MODEL NOTES	REGULAR PLUG	STK#	PREMIUM PLUG	STK#	GAP
KODIAK Cont'd							
2000-1999	350 CID	5.7L V8 310 HP	TR5	2238	TR5IX	7397	.045"
2000-1999	454 CID	7.4L V8 350 HP	BR6FS	4323	BR6FIX	2318	.045"
MARINE DRIVE SYSTEMS							
		85	BP7HS	5111	BPR7HIX	5944	.025"
		110	BP7HS	5111	BPR7HIX	5944	.025"
MARINE POWER							
1997-1995	262 CID	GM V6 4.3L	BR6FS	4323	BR6FIX	2318	.036"
2000-1998	262 CID	GM V6 4.3L	TR5	2238	TR5IX	7397	.036"
1978-1975	181 CID, GASKET SEAT	L4 3.0L	BR6ES	4922	---	---	.036"
1991-1975	181 CID, TAPER SEAT .460 REACH	L4 3.0L	BR6FS	4323	BR6FIX	2318	.036"
2000-1992	181 CID, TAPER SEAT .708 REACH	L4 3.0L	BPR6EFS	3623	TR6IX	3689	.036"
2000	305 CID	V8 5.0L	TR5	2238	TR5IX	7397	.036"
1986-1977	305 CID	V8 5.0L G, K, LV	BR6FS	4323	BR6FIX	2318	.036"
1976-1975	307 CID	V8 5.0L G, K, LV 215 HP	BR6FS	4323	BR6FIX	2318	.036"
1997-1992	350 CID	V8 5.7L	BR6FS	4323	BR6FIX	2318	.036"
2000-1998	350 CID	V8 5.7L	TR5	2238	TR5IX	7397	.036"
1986-1975	350 CID	V8 5.7L FLV 300 HP	BR6FS	4323	BR6FIX	2318	.036"
1986-1975	350 CID	V8 5.7L FLV, GLV, K 250 HP	BR6FS	4323	BR6FIX	2318	.036"
1997-1992	350 CID	V8 5.7L PREMIUM	BPR6EFS	3623	TR6IX	3689	.036"
1991-1979	350 CID	V8 5.7L Q SERIES	BR6FS	4323	BR6FIX	2318	.036"
1997-1992	454 CID	V8 7.4L	BR6FS	4323	BR6FIX	2318	.036"
2000-1998	454 CID	V8 7.4L	BR6FS	4323	BR6FIX	2318	.036"
2000	454 CID	V8 7.4L (L29)	BPR6EFS	3623	TR6IX	3689	.036"
1991-1975	454 CID	V8 7.4L B, BM 330 HP	BR6FS	4323	BR6FIX	2318	.036"
1997-1992	454 CID	V8 7.4L PREMIUM	BR6FS	4323	BR6FIX	2318	.036"
1997-1995	502 CID	V8 8.2L	BR6FS	4323	BR6FIX	2318	.036"
1997-1995	502 CID	V8 8.2L PREMIUM	BR6FS	4323	BR6FIX	2318	.036"
1997-1995	540 CID	V8 8.9L 550 HP	BR6FS	4323	BR6FIX	2318	.036"
MERCURUISER							
	4 CYL GM	3.0L MPI ECT	TR5	2238	TR5IX	7397	.045"
	4 CYL GM	3.0L TKS	BPR6EFS	3623	TR6IX	3689	.045"
	4 CYL GM	3.0LX	BPR6EFS	3623	TR6IX	3689	.036"
	4 CYL MERCURY MARINE, 224 CID	3.7L	BPR6FS	2623	UR6IX	7348	.036"
	4 CYL MERCURY MARINE, 224 CID	3.7LX	BPR6FS	2623	UR6IX	7348	.036"
	6 CYL GM V-6, TO 0F802999	4.3L	BR6FS	4323	BR6FIX	2318	.040"
	6 CYL GM V-6, FROM 0L012009	4.3L EFI GEN+	BPR6EFS	3623	TR6IX	3689	.045"
	6 CYL GM V-6, FROM 0L010065	4.3L GEN+	BPR6EFS	3623	TR6IX	3689	.045"
	6 CYL GM V-6	4.3L MPI ECT	---	---	ITR4A15	5599	.060"
	6 CYL GM V-6, FROM 0M322781	4.3L MPI GEN+	TR55	3951	TR55IX	7164	.060"
	6 CYL GM V-6	4.3L TKS	TR5	2238	TR5IX	7397	.045"
	6 CYL GM V-6, FROM 0L010044	4.3LH EFI GEN+	BPR6EFS	3623	TR6IX	3689	.045"
	6 CYL GM V-6, TO 0F802999	4.3LX	BR6FS	4323	BR6FIX	2318	.040"
	6 CYL GM V-6, 0F803000 TO 0L000000	4.3LX GEN+	BPR6EFS	3623	TR6IX	3689	.045"
	6 CYL GM V-6, 0F803000 TO 0L000000	4.3LXH GEN+	BPR6EFS	3623	TR6IX	3689	.045"
	6 CYL V-6	4.5L BRIZO	BPR5EFS-13 #	2359	TR55IX	7164	.052"
	8 CYL GM SMALL BLOCK	5.0L	YR5	7052	YR5IX	7516	.036"
	8 CYL GM SMALL BLOCK, TO 0L000000	5.0L	YR5	7052	YR5IX	7516	.036"
	8 CYL GM SMALL BLOCK, FROM 0L015751	5.0L EFI GEN+	BPR6EFS	3623	TR6IX	3689	.045"
	8 CYL GM SMALL BLOCK, FROM 0L015751	5.0L GEN+	BPR6EFS	3623	TR6IX	3689	.045"
	8 CYL GM SMALL BLOCK	5.0L MPI	BR6FS	4323	BR6FIX	2318	.040"
	8 CYL GM SMALL BLOCK	5.0L MPI ECT	---	---	ITR4A15	5599	.060"
	8 CYL GM SMALL BLOCK, FROM 0M320415	5.0L MPI GEN+	TR55	3951	TR55IX	7164	.060"



Denotes Original Equipment
 ^ Available in Blister Pack (see page 6)

Note: Due to different operating or engine conditions an alternate heat range plug maybe required.

MAKE/YR	ENGINE	MODEL NOTES	REGULAR PLUG	STK#	PREMIUM PLUG	STK#	GAP
MERCUISER Cont'd							
	8 CYL GM SMALL BLOCK	5.0LX	YR5	7052	YR5IX	7516	.036"
2007	8 CYL GM SMALL BLOCK	5.7L	---	---	IZFR7M	4214	.032"
	8 CYL GM SMALL BLOCK, TO 0L000000	5.7L	BR6FS	4323	BR6FIX	2318	.040"
	8 CYL GM SMALL BLOCK, TO 0L000000	5.7L COMP	BR6FS	4323	BR6FIX	2318	.040"
	8 CYL GM SMALL BLOCK, FROM 0L002005	5.7L COMP GEN+	BPR6EFS	3623	TR6IX	3689	.045"
	8 CYL GM SMALL BLOCK, TO 0L000000	5.7L EFI	BR6FS	4323	BR6FIX	2318	.040"
	8 CYL GM SMALL BLOCK, FROM 0L010035	5.7L EFI GEN+	BPR6EFS	3623	TR6IX	3689	.045"
	8 CYL GM SMALL BLOCK, FROM 0L010037	5.7L GEN+	BPR6EFS	3623	TR6IX	3689	.045"
	8 CYL GM SMALL BLOCK	5.7L HORIZON DTS ECT	---	---	ITR4A15	5599	.060"
	8 CYL GM SMALL BLOCK	5.7LX	BR6FS	4323	BR6FIX	2318	.040"
	8 CYL GM SMALL BLOCK	5.7LX EFI	BR6FS	4323	BR6FIX	2318	.040"
	8 CYL GM SMALL BLOCK	5.7LX EFI GEN+	BPR6EFS	3623	TR6IX	3689	.045"
	8 CYL GM SMALL BLOCK	5.7L MPI ECT	---	---	ITR4A15	5599	.060"
	8 CYL GM SMALL BLOCK	6.2L HORIZON DTS ECT	---	---	ITR4A15	5599	.060"
	8 CYL GM BIG BLOCK	7.4L	BR6FS	4323	BR6FIX	2318	.040"
	8 CYL GM BIG BLOCK	7.4L ALPHA	BR6FS	4323	BR6FIX	2318	.036"
	8 CYL GM BIG BLOCK	7.4L BRAVO	BR6FS	4323	BR6FIX	2318	.040"
	8 CYL GM BIG BLOCK	7.4L EFI	BR6FS	4323	BR6FIX	2318	.040"
	8 CYL GM BIG BLOCK	7.4L EFI/MPI	BR6FS	4323	BR6FIX	2318	.040"
	8 CYL GM BIG BLOCK, FROM 0L002006	7.4L MPI	BPR6EFS	3623	TR6IX	3689	.045"
	8 CYL GM BIG BLOCK, TO 0L000000	7.4L MPI	BR6FS	4323	BR6FIX	2318	.040"
	8 CYL GM BIG BLOCK, FROM 0L010003	7.4L L MPI L29	BPR6EFS	3623	TR6IX	3689	.045"
	8 CYL GM BIG BLOCK	7.4L LX EFI	BR6FS	4323	BR6FIX	2318	.040"
	8 CYL GM BIG BLOCK	7.4L LX MPI	BR6FS	4323	BR6FIX	2318	.040"
	8 CYL GM BIG BLOCK, 0B771113 TO 0C407646	7.4L TR	BR6FS	4323	BR6FIX	2318	.036"
2007	8 CYL GM BIG BLOCK	8.1S HO	---	---	IZFR7M	4214	.032"
2006-2000	8 CYL GM BIG BLOCK	8.1S HO	TR55	3951	TR55IX	7164	.060"
2007	8 CYL GM BIG BLOCK	8.1S HORIZON	---	---	IZFR7M	4214	.032"
2006-2000	8 CYL GM BIG BLOCK	8.1S HORIZON	TR55	3951	TR55IX	7164	.060"
	8 CYL GM BIG BLOCK	8.2 HO DTS ECT	BPR6ES SLD	4008	BPR6EIX	6637	.033"
	8 CYL GM BIG BLOCK	8.2 HORIZON DTS ECT	BPR6ES SLD	4008	BPR6EIX	6637	.033"
	8 CYL GM BIG BLOCK	8.2L	BR6FS	4323	BR6FIX	2318	.040"
	8 CYL GM BIG BLOCK	8.2L MAG ECT	BPR6ES SLD	4008	BPR6EIX	6637	.033"
	8 CYL GM BIG BLOCK	8.2L MAG HO ECT	BPR6ES SLD	4008	BPR6EIX	6637	.033"
	8 CYL GM BIG BLOCK	8.2L MPI	BR6FS	4323	BR6FIX	2318	.040"
	4 CYL RENAULT	60	BR6HS ^	3922	BR6HIX	3419	.025"
	4 CYL RENAULT	80	BPR6ES SLD	4008	BPR6EIX	6637	.025"
	4 CYL RENAULT	90	BPR6ES SLD	4008	BPR6EIX	6637	.032"
	4 CYL GM	110	BR6ES	4922	---	---	.036"
	4 CYL GM, TO 3825578	120	BR6ES	4922	---	---	.036"
	4 CYL GM, FROM 3825579	120	YR5	7052	YR5IX	7516	.036"
	6 CYL GM L-6	140	BR6ES	4922	---	---	.036"
	4 CYL GM, TO 3826282	140	BR6ES	4922	---	---	.036"
	4 CYL GM, FROM 3826283	140	YR5	7052	YR5IX	7516	.036"
	6 CYL GM L-6	150	BR6ES	4922	---	---	.036"
	6 CYL GM L-6	160	BR6ES	4922	---	---	.036"
	4 CYL MERCURY MARINE, 224 CID	165	BPR6FS	2623	UR6IX	7348	.036"
	6 CYL GM L-6, TO 2771483	165	BR6ES	4922	---	---	.036"
	6 CYL GM L-6, FROM 2771484	165	YR5	7052	YR5IX	7516	.036"
	4 CYL MERCURY MARINE, 224 CID	170	BPR6FS	2623	UR6IX	7348	.036"

Inboard Engines

Denotes Original Equipment
 ^ Available in Blister Pack (see page 6)

Note: Due to different operating or engine conditions an alternate heat range plug maybe required.

MAKE/YR	ENGINE	MODEL NOTES	REGULAR PLUG	STK#	PREMIUM PLUG	STK#	GAP
MERCUISER Cont'd							
	6 CYL GM V-6	175	BR6FS	4323	BR6FIX	2318	.036"
	4 CYL MERCURY MARINE, 224 CID	180	BPR6FS	2623	UR6IX	7348	.036"
	6 CYL GM V-6	185	BR6FS	4323	BR6FIX	2318	.036"
	6 CYL GM V-6, 229 CID	185	BR6FS	4323	BR6FIX	2318	.036"
	8 CYL GM SMALL BLOCK	190	XR5	3332	XR5IX	7355	.036"
	4 CYL MERCURY MARINE, 224 CID	190	BPR6FS	2623	UR6IX	7348	.036"
	8 CYL GM SMALL BLOCK	198	YR5	7052	YR5IX	7516	.036"
	6 CYL GM L-6	200	BR6ES	4922	---	---	.036"
	6 CYL GM V-6	205	BR6FS	4323	BR6FIX	2318	.036"
	8 CYL FORD SMALL BLOCK	215	AR6FS	3323	---	---	.030"
2006	8 CYL FORD SMALL BLOCK	225	BPR6FS	2623	UR6IX	7348	.030"
	8 CYL FORD SMALL BLOCK	225	AR6FS	3323	---	---	.030"
	8 CYL GM SMALL BLOCK	225	B7S	3710	---	---	.030"
	8 CYL GM SMALL BLOCK, TO 2278646	225	B7S	3710	---	---	.036"
	8 CYL GM SMALL BLOCK, FROM 2278647	225	XR5	3332	XR5IX	7355	.036"
	8 CYL GM SMALL BLOCK	228	YR5	7052	YR5IX	7516	.036"
	8 CYL GM SMALL BLOCK	230	BR6FS	4323	BR6FIX	2318	.036"
	8 CYL FORD SMALL BLOCK, 14MM HDS.	233	BPR6FS	2623	UR6IX	7348	.030"
	8 CYL FORD SMALL BLOCK, 18MM HDS.	233	AR6FS	3323	---	---	.030"
	8 CYL GM SMALL BLOCK, 2317201- 2797056	250	B7S	3710	---	---	.040"
	8 CYL GM SMALL BLOCK, TO 2639854	250	B7S	3710	---	---	.030"
	8 CYL GM SMALL BLOCK, FROM 4768000	250	BR6FS	4323	BR6FIX	2318	.036"
	8 CYL GM SMALL BLOCK	255	BR6FS	4323	BR6FIX	2318	.036"
	8 CYL FORD SMALL BLOCK, TO 4175498	255	BR6FS	4323	BR6FIX	2318	.030"
	8 CYL FORD SMALL BLOCK, FROM 4175499 14MM HDS.	255	BPR6FS	2623	UR6IX	7348	.030"
	8 CYL FORD SMALL BLOCK, FROM 4175499 18MM HDS.	255	AR6FS	3323	---	---	.030"
	8 CYL GM SMALL BLOCK	260	BR6FS	4323	BR6FIX	2318	.036"
	6 CYL GM V-6, 0F803800 TO 0L000000	262 MAG EFI GEN+	BPR6EFS	3623	TR6IX	3689	.045"
	8 CYL GM SMALL BLOCK, GASKET SEAT	270	B7S	3710	---	---	.030"
	8 CYL GM SMALL BLOCK, TAPER SEAT	270	R5673-8	3249	---	---	.036"
	8 CYL GM SMALL BLOCK	280	BR6FS	4323	BR6FIX	2318	.036"
	8 CYL GM SMALL BLOCK	300 TEMPEST	BR6FS	4323	BR6FIX	2318	.036"
	8 CYL GM SMALL BLOCK	320 EFI	BR6FS	4323	BR6FIX	2318	.036"
	8 CYL GM BIG BLOCK, TO 2761141	325	BUE	2322	---	---	---
	8 CYL GM BIG BLOCK, TO 2762441	325	BUE	2322	---	---	---
	8 CYL GM BIG BLOCK, FROM 2762442	325	R5673-8	3249	---	---	.036"
	8 CYL GM BIG BLOCK, FROM 3043030	325	R5673-8	3249	---	---	.036"
	8 CYL GM BIG BLOCK	330	BR6FS	4323	BR6FIX	2318	.036"
	8 CYL GM BIG BLOCK, B-W	330	BR6FS	4323	BR6FIX	2318	.036"
	8 CYL GM BIG BLOCK	340	BR6FS	4323	BR6FIX	2318	.036"
	8 CYL GM BIG BLOCK	350	R5673-8	3249	---	---	.036"
	8 CYL GM SMALL BLOCK	350 MAG	BR6FS	4323	BR6FIX	2318	.040"
	8 CYL GM SMALL BLOCK	350 MAG ECT	---	---	ITR4A15	5599	.060"
	8 CYL GM SMALL BLOCK, TO 0F799999	350 MAG EFI	BR6FS	4323	BR6FIX	2318	.040"



Denotes Original Equipment
 ^ Available in Blister Pack (see page 6)

Note: Due to different operating or engine conditions an alternate heat range plug maybe required.

MAKE/YR	ENGINE	MODEL NOTES	REGULAR PLUG	STK#	PREMIUM PLUG	STK#	GAP
MERCUISER Cont'd							
	8 CYL GM SMALL BLOCK, FROM 0F800000	350 MAG EFI GEN+	BPR6EFS	3623	TR6IX	3689	.045"
	8 CYL GM SMALL BLOCK, TO 0F602199	350 MAG EFI/MP	BR6FS	4323	BR6FIX	2318	.040"
	8 CYL GM SMALL BLOCK, TO 0F799999	350 MAG EFI/MP	BR6FS	4323	BR6FIX	2318	.040"
2007	8 CYL GM SMALL BLOCK	350 MAG MPI	---	---	IZFR7M	4214	.032"
2006-2000	8 CYL GM SMALL BLOCK, TO 0F799999	350 MAG MPI	BR6FS	4323	BR6FIX	2318	.040"
2006-2000	8 CYL GM SMALL BLOCK, FROM 0L304700	350 MAG MPI	TR5	2238	TR5IX	7397	.036"
	8 CYL GM SMALL BLOCK, 0L002600-0L309999	350 MAG MPI GEN+	BPR6EFS	3623	TR6IX	3689	.045"
	8 CYL GM SMALL BLOCK, FROM 0M310000	350 MAG MPI GEN+	TR55	3951	TR55IX	7164	.060"
	8 CYL GM SMALL BLOCK, 0F602000 TO 0M320489	350 MAG MPI GEN+	BPR6EFS	3623	TR6IX	3689	.045"
	8 CYL GM SMALL BLOCK, FROM 0M320590	350 MAG MPI GEN+	TR55	3951	TR55IX	7164	.060"
2007	8 CYL GM SMALL BLOCK	350 MAG MPI HORIZON	---	---	IZFR7M	4214	.032"
	8 CYL GM SMALL BLOCK, 0L304700 TO 0M309999	350 MAG MPI GEN+ HORIZON	TR5	2238	TR5IX	7397	.036"
	8 CYL GM SMALL BLOCK, FROM 0M310000	350 MAG MPI GEN+ HORIZON	TR55	3951	TR55IX	7164	.060"
	8 CYL GM BIG BLOCK	370	BR6FS	4323	BR6FIX	2318	.036"
	8 CYL GM SMALL BLOCK	377 MAG ECT	---	---	ITR4A15	5599	.060"
	8 CYL GM BIG BLOCK	390	BPR8ES	3923	BPR8EIX	6684	.036"
	4 CYL	470	BPR6FS	2623	UR6IX	7348	.036"
	8 CYL GM BIG BLOCK	400	BR6FS	4323	BR6FIX	2318	.036"
	8 CYL GM BIG BLOCK	400 CYCLONE	BR6FS	4323	BR6FIX	2318	.036"
	8 CYL GM BIG BLOCK	400 JET	BR6FS	4323	BR6FIX	2318	.036"
	8 CYL GM BIG BLOCK	420	BR6FS	4323	BR6FIX	2318	.036"
	8 CYL GM BIG BLOCK	440 CYCLONE	BR6FS	4323	BR6FIX	2318	.036"
	8 CYL GM BIG BLOCK	454 EFI MP	BR6FS	4323	BR6FIX	2318	.040"
	8 CYL GM SMALL BLOCK	454 EFI/MP	BR6FS	4323	BR6FIX	2318	.040"
	8 CYL GM BIG BLOCK	454 MAG ALPHA	BR6FS	4323	BR6FIX	2318	.036"
	8 CYL GM BIG BLOCK	454 MAG BRAVO	BR6FS	4323	BR6FIX	2318	.040"
	8 CYL GM BIG BLOCK	454 MAG EFI/MP	BR6FS	4323	BR6FIX	2318	.040"
	8 CYL GM BIG BLOCK, FROM 0L002200	454 MAG MPI	BR6FS	4323	BR6FIX	2318	.036"
	8 CYL GM BIG BLOCK	454 MAG MPI	BR6FS	4323	BR6FIX	2318	.040"
	8 CYL GM BIG BLOCK, FROM 0L604250	454 MAG MPI HORIZON	BR6FS	4323	BR6FIX	2318	.040"
	8 CYL GM BIG BLOCK	454 MPI	BR6FS	4323	BR6FIX	2318	.040"
	8 CYL GM SMALL BLOCK	454 MPI	BR6FS	4323	BR6FIX	2318	.040"
	8 CYL GM BIG BLOCK	460 CYCLONE	R5673-8	3249	---	---	.036"
	4 CYL MERCURY MARINE, 224 CID	470	BPR6FS	2623	UR6IX	7348	.036"
	8 CYL GM BIG BLOCK	475 TURBO	R5673-8	3249	---	---	.036"
	4 CYL MERCURY MARINE, 224 CID	485	BPR6FS	2623	UR6IX	7348	.036"
	4 CYL MERCURY MARINE, 224 CID	488	BPR6FS	2623	UR6IX	7348	.036"
	8 CYL GM BIG BLOCK	496 MAG	TR55	3951	TR55IX	7164	.060"
	8 CYL GM BIG BLOCK	496 MAG HO	TR55	3951	TR55IX	7164	.060"
	8 CYL GM BIG BLOCK	502 MAG	BR6FS	4323	BR6FIX	2318	.040"
	8 CYL GM BIG BLOCK	502 MAG EFI/MP	BR6FS	4323	BR6FIX	2318	.040"
	8 CYL GM BIG BLOCK	502 MAG MPI	BR6FS	4323	BR6FIX	2318	.040"
	8 CYL FORD SMALL BLOCK, TO 4169596	888	AR6FS	3323	---	---	.030"
	8 CYL FORD SMALL BLOCK, FROM 4169597 14MM HDS.	888	BPR6FS	2623	UR6IX	7348	.030"
	8 CYL FORD SMALL BLOCK, FROM 4169597 18MM HDS.	888	AR6FS	3323	---	---	.030"

Inboard Engines

Denotes Original Equipment
 ^ Available in Blister Pack (see page 6)

Note: Due to different operating or engine conditions an alternate heat range plug maybe required.

MAKE/YR	ENGINE	MODEL NOTES	REGULAR PLUG	STK#	PREMIUM PLUG	STK#	GAP
MERCURUISER Cont'd							
	8 CYL GM SMALL BLOCK	898, 200	YR5	7052	YR5IX	7516	.036"
2007	8 CYL GM SMALL BLOCK	BLACK SCORPION 5.7L	---	---	IZFR7M	4214	.032"
2006-2000	8 CYL GM SMALL BLOCK, FROM 0F800000	BLACK SCORPION 5.7L	BPR6EFS	3623	TR6IX	3689	.045"
2006-2000	8 CYL GM SMALL BLOCK, FROM 0M391852	BLACK SCORPION 5.7L	TR55	3951	TR55IX	7164	.060"
2007	8 CYL GM SMALL BLOCK	BLACK SCORPION MX 6.2	---	---	IZFR7M	4214	.032"
2006-2000	8 CYL GM SMALL BLOCK	BLACK SCORPION MX 6.2	TR5	2238	TR5IX	7397	.036"
2006-2000	8 CYL GM SMALL BLOCK, FROM 0M391778	BLACK SCORPION MX 6.2	TR55	3951	TR55IX	7164	.060"
	153 CID	GM L4 2.5L	BR6FS	4323	BR6FIX	2318	.036"
	181 CID, FROM 0L010042	GM L4 3.0L	BPR6EFS	3623	TR6IX	3689	.036"
	181 CID, TO 0F353100	GM L4 3.0L	BR6FS	4323	BR6FIX	2318	.036"
	8 CYL GM BIG BLOCK	HP425	BR6FS	4323	BR6FIX	2318	.036"
	8 CYL GM BIG BLOCK	HP450	BR6FS	4323	BR6FIX	2318	.040"
	8 CYL GM BIG BLOCK	HP465	BR6FS	4323	BR6FIX	2318	.036"
	8 CYL GM BIG BLOCK, 502 CID	HP500	BR6FS	4323	BR6FIX	2318	.040"
	8 CYL GM BIG BLOCK, 540 CID	HP500	R5673-8	3249	---	---	.036"
	8 CYL GM BIG BLOCK, 502 CID	HP500 EFI	BR6FS	4323	BR6FIX	2318	.040"
	8 CYL GM BIG BLOCK, 502 CID	HP525 EFI	BR6ES	4922	---	---	.036"
	8 CYL GM BIG BLOCK	HP525 SC	R5673-8	3249	---	---	.036"
	8 CYL GM BIG BLOCK	HP575	R5673-8	3249	---	---	.036"
	8 CYL GM BIG BLOCK	HP575 SCI	R5673-8	3249	---	---	.036"
	8 CYL GM BIG BLOCK	HP600 SC	R5673-8	3249	---	---	.036"
	8 CYL GM BIG BLOCK	HP600 SCI	BR6ES	4922	---	---	.036"
	8 CYL GM BIG BLOCK	HP700 SCI	BR6ES	4922	---	---	.036"
	8 CYL GM BIG BLOCK	HP800 SC	R5673-8	3249	---	---	.036"
	8 CYL GM BIG BLOCK	HP850 SCI	BR9ECS	4677	BR9ECSIX	5438	.030"
	8 CYL GM BIG BLOCK	HP900 SC	R5671A-9	5238	---	---	.025"
	8 CYL GM BIG BLOCK, DRY SUMP	HP900 SC	R5671A-9	5238	---	---	.025"
	8 CYL GM BIG BLOCK, DRY SUMP; FROM 0M905359	HP1075 SCI	BR9ECS	4677	BR9ECSIX	5438	.030"
2007	8 CYL GM SMALL BLOCK	MX 6.2 MPI	---	---	IZFR7M	4214	.032"
2006-2000	8 CYL GM SMALL BLOCK, FROM 0M320614	MX 6.2 MPI	TR55	3951	TR55IX	7164	.060"
2006-2000	8 CYL GM SMALL BLOCK, TO 0M320613	MX 6.2 MPI	BPR6EFS	3623	TR6IX	3689	.045"
2007	8 CYL GM SMALL BLOCK, FROM 0M320614	MX 6.2 MPI HORIZON	---	---	IZFR7M	4214	.032"
	8 CYL GM SMALL BLOCK, FROM 0M320614	MX 6.2 MPI HORIZON	TR55	3951	TR55IX	7164	.060"
	8 CYL GM SMALL BLOCK	SCORPION 350 DTS ECT	---	---	ITR4A15	5599	.060"
	8 CYL GM SMALL BLOCK, FROM 0L416146	SCORPION 377	BPR6EFS	3623	TR6IX	3689	.045"
	8 CYL GM SMALL BLOCK	SCORPION 377	BPR6EFS	3623	TR6IX	3689	.045"
	8 CYL GM SMALL BLOCK	SCORPION 377 HO ECT	BPR6EFS	3623	TR6IX	3689	.032"
MERCURY							
2006-2000	210 HP	M2 SPORT JET	BUZ8H	7447	---	---	---
2006-2000	240 HP	M2 SPORT JET	BPZ8HS-10 ^	3133	---	---	.040"
2006	250 HP	M2 SPORT JET	---	---	IZFR5G #	5887	.032"
1994	90 HP	SPORT JET	BZ7HS-10	3579	---	---	.036"
1995	90 HP	SPORT JET	BZ7HS-10	3579	---	---	.040"
2006	200 HP	SPORT JET	---	---	IZFR5G #	5887	.032"
1995	120 HP	SPORTJET 120	BZ7HS-10	3579	---	---	.040"
1999-1996	120 HP	SPORTJET 120XR	BZ7HS-10	3579	---	---	.030"
1997-1996	95 HP	SPORTJET 95XR	BZ7HS-10	3579	---	---	.040"
2006-1997	175 HP	SPORTJET 175XR	BUZ8H	7447	---	---	---
OMC							
1974-1973			B6ES	7432	---	---	.036"



Denotes Original Equipment
 ^ Available in Blister Pack (see page 6)

Note: Due to different operating or engine conditions an alternate heat range plug maybe required.

MAKE/YR	ENGINE	MODEL NOTES	REGULAR PLUG	STK#	PREMIUM PLUG	STK#	GAP
OMC Cont'd							
1985-1973			UR5	2771	UR5IX	7177	.036"
1974			AR6FS	3323	---	---	.030"
1990-1987		2.3L COBRA	TR5	2238	TR5IX	7397	.036"
1986-1982		2.5L	BR6FS	4323	BR6FIX	2318	.036"
1989-1982		3.0L	BR6FS	4323	BR6FIX	2318	.036"
1992-1987		3.0L COBRA	UR4	6630	UR4IX	7401	.045"
1998-1993		3.0L COBRA	TR5	2238	TR5IX	7397	.045"
1998-1990		3.0L COBRA HO	TR5	2238	TR5IX	7397	.045"
1985-1982		3.8L	YR5	7052	YR5IX	7516	.036"
1993-1991		4.3L	BR6FS	4323	BR6FIX	2318	.036"
1998-1997		4.3L	TR4	3754	TR4IX	7300	.036"
1996	262 CID, MODELS WITH A SUFFIXES (.460" REACH)	4.3L	UR4	6630	UR4IX	7401	.036"
1996	262 CID, MODELS WITH S SUFFIXES (.708" REACH)	4.3L	TR4	3754	TR4IX	7300	.036"
1995-1986		4.3L COBRA	UR4	6630	UR4IX	7401	.036"
1991-1990		4.3L COBRA HO	UR4	6630	UR4IX	7401	.036"
1995-1993		4.3L COBRA HO	UR4	6630	UR4IX	7401	.045"
1986-1978		4.3L STINGER	UR4	6630	UR4IX	7401	.030"
1998		5.0L	TR4	3754	TR4IX	7300	.036"
1985-1982		5.0L	YR5	7052	YR5IX	7516	.036"
1996-1986		5.0L COBRA	UR4	6630	UR4IX	7401	.036"
1996		5.0L COBRA	TR4	3754	TR4IX	7300	.036"
1995-1993		5.0L COBRA EFI	TR5	2238	TR5IX	7397	.045"
1995-1989		5.0L COBRA HO	UR4	6630	UR4IX	7401	.036"
1982		5.7L	BR6FS	4323	BR6FIX	2318	.036"
1983		5.7L	YR5	7052	YR5IX	7516	.036"
1998		5.7L	TR4	3754	TR4IX	7300	.036"
1985-1984		5.7L	BR6FS	4323	BR6FIX	2318	.036"
1997		5.7L	TR4	3754	TR4IX	7300	.036"
1997		5.7L	UR4	6630	UR4IX	7401	.036"
1992-1986		5.7L COBRA	UR4	6630	UR4IX	7401	.036"
1996		5.7L COBRA	UR4	6630	UR4IX	7401	.036"
1995-1993		5.7L K	UR4	6630	UR4IX	7401	.045"
1992-1986		5.7L KING COBRA	UR4	6630	UR4IX	7401	.036"
1996-1989		5.8L COBRA	UR4	6630	UR4IX	7401	.036"
1996-1992		5.8L COBRA EFI	TR5	2238	TR5IX	7397	.045"
1995-1993		5.8L KING COBRA EFI HO	TR5	2238	TR5IX	7397	.045"
1996	.460" REACH	7.4L	UR4	6630	UR4IX	7401	.036"
1996	.708" REACH	7.4L	BPR6EFS	3623	TR6IX	3689	.045"
1997	.708" REACH	7.4L	BPR6EFS	3623	TR6IX	3689	.045"
1998	.460" REACH	7.4L	UR4	6630	UR4IX	7401	.036"
1995-1990		7.4L COBRA	UR4	6630	UR4IX	7401	.045"
1993-1991		7.4L COBRA HO	UR4	6630	UR4IX	7401	.045"
1995		7.4L KING COBRA	UR4	6630	UR4IX	7401	.045"
1995		7.4L KING COBRA EFI	UR4	6630	UR4IX	7401	.045"
1990-1986		7.5L COBRA	UR4	6630	UR4IX	7401	.036"
1998-1992		8.2L KING COBRA	UR4	6630	UR4IX	7401	.045"
		480	B8S	3810	---	---	.030"
	3/8" REACH	AJ	XR5	3332	XR5IX	7355	.036"
	.460" REACH	AJ	UR5	2771	UR5IX	7177	.036"
1982-1974		ALL MODELS	UR5	2771	UR5IX	7177	.036"
	3/8" REACH	AT	XR5	3332	XR5IX	7355	.036"
	.460" REACH	AT	UR5	2771	UR5IX	7177	.036"
		CU	B6ES	7432	---	---	.036"
		DU	B8S	3810	---	---	.030"

Inboard Engines

Denotes Original Equipment
 ^ Available in Blister Pack (see page 6)

Note: Due to different operating or engine conditions an alternate heat range plug maybe required.

MAKE/YR	ENGINE	MODEL NOTES	REGULAR PLUG	STK#	PREMIUM PLUG	STK#	GAP
OMC Cont'd							
		GU	B6ES	7432	---	---	.036"
		HU	XR5	3332	XR5IX	7355	.036"
		JET DRIVE-TURBOJET 115	BZ7HS-10	3579	---	---	.030"
		JET DRIVE-TURBOJET 90	BZ7HS-10	3579	---	---	.030"
		JU	BR6FS	4323	BR6FIX	2318	.036"
		KU	B6S	3510	---	---	.036"
		LU	B6ES	7432	---	---	.036"
		NU	BPR6EY	6427	BPR6EIX	6637	.025"
1984-1977		SAIL DRIVE-15S10G	BPR6HS	7022	BPR6HIX	4085	.045"
1984-1977		SAIL DRIVE-15S10S	BPR6HS	7022	BPR6HIX	4085	.045"
1984-1977		SAIL DRIVE-15S11C	BPR6HS	7022	BPR6HIX	4085	.045"
1984-1977		SAIL DRIVE-15S13A	BPR6HS	7022	BPR6HIX	4085	.045"
1984-1977		SAIL DRIVE-15S14M	BPR6HS	7022	BPR6HIX	4085	.045"
1991-1985		SEA DRIVE-1.6L 115-SD	BZ7HS-10	3579	---	---	.030"
1991-1985		SEA DRIVE-1.8L 140-SD	BZ7HS-10	3579	---	---	.030"
1991-1985		SEA DRIVE-2.0L 140-SD	BZ7HS-10	3579	---	---	.030"
1984-1981		SEA DRIVE-2.5L	BUHXW-1	5526	---	---	---
1988-1985		SEA DRIVE-2.6L 190-SD	BUHXW-1	5526	---	---	---
1987		SEA DRIVE-2.7L 225-SD	BZ7HS-10	3579	---	---	.030"
1991-1985		SEA DRIVE-3.0L 225-SD	BZ7HS-10	3579	---	---	.030"
1981-1987		SEA DRIVE-3.6L 275-SD	BZ7HS-10	3579	---	---	.030"
1991-1985		SEA DRIVE-4.0L 300-SD	BZ7HS-10	3579	---	---	.030"
1986-1978		STINGER	UR4	6630	UR4IX	7401	.036"
		SU	B6ES	7432	---	---	.036"
	3/8" REACH	TJ	XR5	3332	XR5IX	7355	.036"
	.460" REACH	TJ	UR5	2771	UR5IX	7177	.036"
	3/8" REACH	TT	XR5	3332	XR5IX	7355	.036"
	.460" REACH	TT	UR5	2771	UR5IX	7177	.036"
		TU-14	XR5	3332	XR5IX	7355	.036"
		TU-15	XR5	3332	XR5IX	7355	.036"
		TU-16	XR5	3332	XR5IX	7355	.036"
		TU-17	B6S	3510	---	---	.036"
		TU-20	BR6FS	4323	BR6FIX	2318	.036"
		TU-21	BR6FS	4323	BR6FIX	2318	.036"
		VU	B6ES	7432	---	---	.036"
		WU	BR6FS	4323	BR6FIX	2318	.036"
		XU-20C	BR6FS	4323	BR6FIX	2318	.036"
		XU20S	B6S	3510	---	---	.036"
POLARIS							
2004	250 HP, OPTIMAX 3.0L	EX2100/LE2100 - JET DRIVE	---	---	PZFR5F-11 #	4363	.044"
REDLINE							
	302 CID	5.0L	BPR6FS	2623	UR6IX	7348	.036"
	351 CID	5.8L	BPR6FS	2623	UR6IX	7348	.036"
	351 CID	5.8L HO	BPR6EFS	3623	TR6IX	3689	.040"
	460 CID	7.5L	BPR6FS	2623	UR6IX	7348	.036"
TOYOTA							
	300 HP	EPIC 21 - 4.0L	---	---	IFR6T11	4589	.044"
	300 HP	EPIC 22 - 4.0L	---	---	IFR6T11	4589	.044"
	300 HP	S22 - 4.0L	---	---	IFR6T11	4589	.044"
	300 HP	X22 - 4.0L	---	---	IFR6T11	4589	.044"
U. S. MARINE							
	181 CID	3.0L	BR5ES	5866	---	---	.036"
	225 HP	5.0L	BR6FS	4323	BR6FIX	2318	.036"
	260 HP	5.7L	BR6FS	4323	BR6FIX	2318	.036"
	240 HP	5.8L	UR5	2771	UR5IX	7177	.040"
	330 HP	7.4L	BR6FS	4323	BR6FIX	2318	.036"



Denotes Original Equipment
 ^ Available in Blister Pack (see page 6)

Note: Due to different operating or engine conditions an alternate heat range plug maybe required.

MAKE/YR	ENGINE	MODEL NOTES	REGULAR PLUG	STK#	PREMIUM PLUG	STK#	GAP
U. S. MARINE Cont'd							
	340 HP	7.5L	UR5	2771	UR5IX	7177	.040"
UNIVERSAL							
		ARROW	B6S	3510	---	---	.036"
		ATOMIC 1	B6S	3510	---	---	.036"
		ATOMIC 2	B6S	3510	---	---	.036"
		ATOMIC 3	B6S	3510	---	---	.036"
		ATOMIC 4	B6S	3510	---	---	.036"
		ATOMIC STEVEDORE	B6S	3510	---	---	.036"
		BIG KING	WR5	2438	WR5IX	7510	.036"
		BLUEFIN	B6S	3510	---	---	.036"
		BULLIT	B6S	3510	---	---	.036"
		COLT	B6S	3510	---	---	.036"
		DX SUPER SABRE	XR5	3332	XR5IX	7355	.036"
		ELF	B6S	3510	---	---	.030"
		KNIGHT	B6S	3510	---	---	.030"
	188 HP	LEV	B6S	3510	---	---	.028"
	188 HP	LEVH	B6S	3510	---	---	.028"
		LITTLE KING	B6S	3510	---	---	.028"
		MARLIN	B6S	3510	---	---	.030"
	277 HP	NKEV	WR5	2438	WR5IX	7510	.036"
	140 HP	SABRE	XR5	3332	XR5IX	7355	.036"
		STRATO KING	B6S	3510	---	---	.030"
	155 HP	SUPER SABRE	XR5	3332	XR5IX	7355	.036"
		TARPON	B6S	3510	---	---	.030"
		Z-DRIVE	B6S	3510	---	---	.036"
VOLVO-PENTA							
		5.7L GXI	TR55	3951	TR55IX	7164	.060"
		5.8L FL 4 BBL	UR4	6630	UR4IX	7401	.036"
		5.8L FSI EFI HO	BPR6EFS	3623	TR6IX	3689	.036"
		7.4L GI EFI	BPR6FS	2623	UR6IX	7348	.045"
		7.4L GL 4 BBL	BR6FS	4323	BR6FIX	2318	.045"
		7.4L GSI EFI	BR6FS	4323	BR6FIX	2318	.045"
		8.1L GI/GSI	TR4	3754	TR4IX	7300	.060"
		8.1L GXI	TR55	3951	TR55IX	7164	.060"
		8.2L GSI EFI	BR6FS	4323	BR6FIX	2318	.045"
		AQ60F	B5HS	4210	---	---	.036"
		B16A	XR5	3332	XR5IX	7355	.025"
		B16C	XR5	3332	XR5IX	7355	.025"
		B18A	B6HS	7534	BR6HIX	3419	.025"
		BB100	B6HS	7534	BR6HIX	3419	.025"
		BB100A	B6HS	7534	BR6HIX	3419	.025"
		BB115A	BP7HS	5111	BPR7HIX	5944	.025"
		BB115B	BP7HS	5111	BPR7HIX	5944	.025"
		BB115C	BP7HS	5111	BPR7HIX	5944	.025"
		BB140	BPR6EY	6427	BPR6EIX	6637	.036"
		BB140A	BP8ES	2912	BPR8EIX	6684	.025"
		BB145	BPR6EY	6427	BPR6EIX	6637	.036"
		BB145C	BP8ES	2912	BPR8EIX	6684	.025"
		BB165A	BP7HS	5111	BPR7HIX	5944	.025"
		BB170A	BP7HS	5111	BPR7HIX	5944	.025"
		BB170B	BP7HS	5111	BPR7HIX	5944	.025"
		BB225	BR6FS	4323	BR6FIX	2318	.036"
		BB25	B6S	3510	---	---	.025"
		BB260	BR6FS	4323	BR6FIX	2318	.036"
		BB30B	B6HS	7534	BR6HIX	3419	.025"
		BB30F	B5HS	4210	---	---	.036"

Inboard Engines

Denotes Original Equipment
 ^ Available in Blister Pack (see page 6)

Note: Due to different operating or engine conditions an alternate heat range plug maybe required.

MAKE/YR	ENGINE	MODEL NOTES	REGULAR PLUG	STK#	PREMIUM PLUG	STK#	GAP
VOLVO-PENTA Cont'd							
		BB70	B6S	3510	---	---	.025"
		BB70	B8S	3810	---	---	.025"
		C10	AB-6	2910	---	---	.025"
		C23	AB-6	2910	---	---	.025"
		C5	AB-6	2910	---	---	.025"
		MB10	BP5HS	4111	---	---	.025"
		MB10A	BP5HS	4111	---	---	.025"
		MB18F	B5HS	4210	---	---	.036"
		MB20A	BP6HS	7331	BPR6HIX	4085	.025"
		MB20B	BP6HS	7331	BPR6HIX	4085	.025"
		MB36A	B6S	3510	---	---	.025"
		MB36B	B6S	3510	---	---	.025"
		OCEAN SERIES - 4.3L OSI-XPD	TR5	2238	TR5IX	7397	.036"
		OCEAN SERIES - 5.0L OSI-XPD	TR5	2238	TR5IX	7397	.036"
		OCEAN SERIES - 5.7L OSI-XPD	TR5	2238	TR5IX	7397	.036"
		OCEAN SERIES - 5.7L OSXI-XPD	TR5	2238	TR5IX	7397	.036"
	305 CID, KEROSENE	PZ-200 I/O	BR6FS	4323	BR6FIX	2318	.036"
		SAIL DRIVE - MB10A/100S	BP5HS	4111	---	---	.025"
		SAIL DRIVE - MB2/50S	D6HA	6512	---	---	.025"
		145A, B	BP7ES	1034	BPR7EIX	4055	.036"
		AQ105A, 110, 115A, 120	BP7HS	5111	BPR7HIX	5944	.025"
		AQ120	BPR6EY	6427	BPR6EIX	6637	.036"
		AQ125 A,B, 145	BPR6EY	6427	BPR6EIX	6637	.036"
		AQ130, A, B, C, D	BP7HS	5111	BPR7HIX	5944	.025"
		AQ131, A, B, C, D	BP7ES	1034	BPR7EIX	4055	.036"
		AQ140A	BP7ES	1034	BPR7EIX	4055	.036"
		AQ150, A, B	XR5	3332	XR5IX	7355	.036"
		AQ151A, B, C	BP7ES	1034	BPR7EIX	4055	.025"
		AQ165A	BP7HS	5111	BPR7HIX	5944	.025"
		AQ170, A, B, C	BP7HS	5111	BPR7HIX	5944	.025"
		AQ171A, C	BPR6EY	6427	BPR6EIX	6637	.036"
		AQ175, 175A	YR5	7052	YR5IX	7516	.036"
		AQ180	XR5	3332	XR5IX	7355	.025"
		AQ190	YR5	7052	YR5IX	7516	.036"
		AQ190A	AR6FS	3323	---	---	.025"
		AQ200, A, B, C, D, F	UR5	2771	UR5IX	7177	.025"
		AQ205A	YR5	7052	YR5IX	7516	.036"
		AQ210A	UR6	7773	UR6IX	7348	.025"
		AQ210A	B6S	3510	---	---	.025"
		AQ211/DP	YR5	7052	YR5IX	7516	.036"
		AQ211A	YR5	7052	YR5IX	7516	.036"
		AQ225, A, B, C, D	UR6	7773	UR6IX	7348	.025"
		AQ225E, F	YR5	7052	YR5IX	7516	.036"
		AQ230A	BPR6ES SLD	4008	BPR6EIX	6637	.036"
		AQ231/DP	YR5	7052	YR5IX	7516	.036"
		AQ231A, B	YR5	7052	YR5IX	7516	.036"
		AQ240A	UR6	7773	UR6IX	7348	.025"
		AQ255B	UR6	7773	UR6IX	7348	.025"
		AQ260, A, B	BR6FS	4323	BR6FIX	2318	.025"
		AQ271/DP	YR5	7052	YR5IX	7516	.036"
		AQ271A, B, C, D	BR6FS	4323	BR6FIX	2318	.025"
		AQ280A	UR6	7773	UR6IX	7348	.025"
		AQ290A	BR6FS	4323	BR6FIX	2318	.025"
		AQ290B	BR6FS	4323	BR6FIX	2318	.025"
		AQ311A	BR6FS	4323	BR6FIX	2318	.025"
		AQ311B	BR6FS	4323	BR6FIX	2318	.025"



Denotes Original Equipment
 ^ Available in Blister Pack (see page 6)

Note: Due to different operating or engine conditions an alternate heat range plug maybe required.

MAKE/YR	ENGINE	MODEL NOTES	REGULAR PLUG	STK#	PREMIUM PLUG	STK#	GAP
VOLVO-PENTA Cont'd							
		AQ430	BR6FS	4323	BR6FIX	2318	.025"
		AQ500A	BR6FS	4323	BR6FIX	2318	.036"
		AQ501A	BR6FS	4323	BR6FIX	2318	.036"
		AQ531	BR6FS	4323	BR6FIX	2318	.025"
		AQ570A	BR6FS	4323	BR6FIX	2318	.036"
		AQ571A	BR6FS	4323	BR6FIX	2318	.036"
		AQ572	BR6FS	4323	BR6FIX	2318	.036"
		AQ740A	BR6FS	4323	BR6FIX	2318	.036"
		AQ80	B6S	3510	---	---	.025"
		AQ90	B6HS	7534	BR6HIX	3419	.025"
		AQ95, 95A, 100	BP6HS	7331	BPR6HIX	4085	.025"
		DPX-5.7L DPX 375	TR55	3951	TR55IX	7164	.060"
		DPX-7.4L DPX 385 GSI EFI	BR6FS	4323	BR6FIX	2318	.045"
		DPX-8.1L DPX 420	TR55	3951	TR55IX	7164	.060"
		DPX-8.2L DPX 415 GSI EFI	BR6FS	4323	BR6FIX	2318	.045"
	262 CID, .460 REACH	DUOPROP - 4.3L GI EFI	BPR6FS	2623	UR6IX	7348	.045"
	262 CID, .708 REACH	DUOPROP - 4.3L GI EFI	BPR6EFS	3623	TR6IX	3689	.045"
	262 CID, .460 REACH	DUOPROP - 4.3L GL 2 BBL	BPR6FS	2623	UR6IX	7348	.045"
	262 CID, .708 REACH	DUOPROP - 4.3L GL 2 BBL	BPR6EFS	3623	TR6IX	3689	.045"
	262 CID, .460 REACH	DUOPROP - 4.3L GS 4 BBL	BPR6FS	2623	UR6IX	7348	.045"
	262 CID, .708 REACH	DUOPROP - 4.3L GS 4 BBL	BPR6EFS	3623	TR6IX	3689	.045"
		DUOPROP - 5.0L FI EFI	TR5	2238	TR5IX	7397	.036"
		DUOPROP - 5.0L FL 2 BBL	UR4	6630	UR4IX	7401	.036"
		DUOPROP - 5.0L GI GEN 1+	BPR6EFS	3623	TR6IX	3689	.045"
		DUOPROP - 5.0L GL GEN 1+	BPR6EFS	3623	TR6IX	3689	.045"
		DUOPROP - 5.7L GI EFI	BPR6FS	2623	UR6IX	7348	.045"
		DUOPROP - 5.7L GL 2 BBL	BR6FS	4323	BR6FIX	2318	.045"
		DUOPROP - 5.7L GLI EFI	BPR6FS	2623	UR6IX	7348	.045"
		DUOPROP - 5.7L GS 4 BBL	BR6FS	4323	BR6FIX	2318	.045"
		DUOPROP - 5.7L GS GEN 1+	BPR6EFS	3623	TR6IX	3689	.045"
		DUOPROP - 5.7L GSI GEN 1+	BPR6EFS	3623	TR6IX	3689	.045"
		DUOPROP - 5.7L GXI	TR55	3951	TR55IX	7164	.060"
		DUOPROP - 5.8L FL 4 BBL	UR4	6630	UR4IX	7401	.036"
		DUOPROP - 5.8L FSI EFI HO	BPR6EFS	3623	TR6IX	3689	.036"
		DUOPROP - 7.4L GI EFI	BPR6FS	2623	UR6IX	7348	.045"
		DUOPROP - 7.4L GI L29	BPR6EFS	3623	TR6IX	3689	.036"
		DUOPROP - 7.4L GL 4 BBL	BR6FS	4323	BR6FIX	2318	.045"
		DUOPROP - 7.4L GSI EFI	BR6FS	4323	BR6FIX	2318	.045"
		DUOPROP - 8.2L GSI EFI	BR6FS	4323	BR6FIX	2318	.045"
		PJX WATERJET - 4.3L GI EFI	BPR6EFS	3623	TR6IX	3689	.045"
		PJX WATERJET - 4.3L GS 4 BBL	BPR6EFS	3623	TR6IX	3689	.045"
		SXCOBRA - 3.0L GS 2 BBL	BPR6EFS	3623	TR6IX	3689	.045"
	262 CID, .460 REACH	SXCOBRA - 4.3L GI EFI	BPR6FS	2623	UR6IX	7348	.045"
	262 CID, .708 REACH	SXCOBRA - 4.3L GI EFI	BPR6EFS	3623	TR6IX	3689	.045"
		SXCOBRA - 4.3L GL 2 BBL	BPR6EFS	3623	TR6IX	3689	.045"
		SXCOBRA - 4.3L GS 4 BBL	BPR6EFS	3623	TR6IX	3689	.045"
		SXCOBRA - 5.0L FI EFI	TR5	2238	TR5IX	7397	.036"
		SXCOBRA - 5.0L FL 2 BBL	UR4	6630	UR4IX	7401	.036"
		SXCOBRA - 5.0L GI GEN 1+	BPR6EFS	3623	TR6IX	3689	.045"
		SXCOBRA - 5.0L GL GEN 1+	BPR6EFS	3623	TR6IX	3689	.045"
		SXCOBRA - 5.7L GI EFI	BPR6FS	2623	UR6IX	7348	.045"
		SXCOBRA - 5.7L GL 2 BBL	BR6FS	4323	BR6FIX	2318	.045"
		SXCOBRA - 5.7L GLI EFI	BPR6FS	2623	UR6IX	7348	.045"
		SXCOBRA - 5.7L GS 4 BBL	BR6FS	4323	BR6FIX	2318	.045"
		SXCOBRA - 5.7L GS GEN 1+	BPR6EFS	3623	TR6IX	3689	.045"
		SXCOBRA - 5.7L GSI GEN 1+	BPR6EFS	3623	TR6IX	3689	.045"

Inboard Engines

Denotes Original Equipment
 ^ Available in Blister Pack (see page 6)

Note: Due to different operating or engine conditions an alternate heat range plug maybe required.

MAKE/YR	ENGINE	MODEL NOTES	REGULAR PLUG	STK#	PREMIUM PLUG	STK#	GAP
VOLVO-PENTA Cont'd							
		SXCOBRA - 5.7L GXI	TR55	3951	TR55IX	7164	.060"
		SXCOBRA - 5.8L FL 4 BBL	UR4	6630	UR4IX	7401	.036"
		SXCOBRA - 5.8L FSI EFI HO	BPR6EFS	3623	TR6IX	3689	.036"
		SXCOBRA - 7.4L GI EFI	BPR6FS	2623	UR6IX	7348	.045"
		SXCOBRA - 7.4L GI L29	BPR6EFS	3623	TR6IX	3689	.036"
		SXCOBRA - 7.4L GL 4 BBL	BR6FS	4323	BR6FIX	2318	.045"
YAMAHA							
1966-1963		110	B6ES	7432	---	---	.032"
2016	1812 cc	190 FSH	LFR6A #	6668	---	---	.036"
2016	1812 cc	190 FSH DELUXE	LFR6A #	6668	---	---	.036"
2016	1812 cc	190 FSH SPORT	LFR6A #	6668	---	---	.036"
2010-2008	1100 cc	212S	CR9EB # ^	6955	CR9EIX	3521	.032"
2016-2015	1812 cc	212SS	LFR6A #	6668	---	---	.036"
2016-2015	1812 cc	212SS CALIFORNIA	LFR6A #	6668	---	---	.036"
2010-2008	1100 cc	212X	CR9EB # ^	6955	CR9EIX	3521	.032"
2016-2015	1812 cc	212X	LFR6A #	6668	---	---	.036"
2016-2015	1812 cc	212X CALIFORNIA	LFR6A #	6668	---	---	.036"
2009-2008	1100 cc	232 LIMITED	CR9EB # ^	6955	CR9EIX	3521	.032"
2016-2015	1812 cc	242 LIMITED	LFR6A #	6668	---	---	.036"
2016-2015	1812 cc	242 LIMITED CALIFORNIA	LFR6A #	6668	---	---	.036"
2016	1812 cc	242 LIMITED E SERIES	LFR6A #	6668	---	---	.036"
2016	1812 cc	242 LIMITED E SERIES CALIFORNIA	LFR6A #	6668	---	---	.036"
2016-2015	1812 cc	242 LIMITED S	LFR6A #	6668	---	---	.036"
2016-2015	1812 cc	242 LIMITED S CALIFORNIA	LFR6A #	6668	---	---	.036"
2016	1812 cc	242 LIMITED S E SERIES	LFR6A #	6668	---	---	.036"
2016	1812 cc	242 LIMITED S E SERIES CALIFORNIA	LFR6A #	6668	---	---	.036"
2016	1812 cc	242X E SERIES	LFR6A #	6668	---	---	.036"
2016	1812 cc	242X E SERIES CALIFORNIA	LFR6A #	6668	---	---	.036"
2016	1812 cc	AR190	LFR6A #	6668	---	---	.036"
2016-2015	1812 cc	AR192	LFR6A #	6668	---	---	.036"
2015	1812	AR210	LFR6A #	6668	---	---	.036"
2015	1812	AR210 CALIFORNIA	LFR6A #	6668	---	---	.036"
2005-2003	1200 cc	AR210	BR8HS # ^	4322	BR8HIX	7001	.024"
2010-2006	1100 cc	AR210	CR9EB # ^	6955	CR9EIX	3521	.032"
2015	1049 cc	AR210	CR9EB # ^	6955	CR9EIX	3521	.032"
2006-2004	1000 cc	AR230	CR9EB # ^	6955	CR9EIX	3521	.032"
2009-2005	1100 cc	AR230 HIGH OUTPUT	CR9EB # ^	6955	CR9EIX	3521	.032"
2015	1812 cc	AR240 CALIFORNIA	LFR6A #	6668	---	---	.036"
2016-2015	1812 cc	AR240 HIGH OUTPUT	LFR6A #	6668	---	---	.036"
2016	1812 cc	AR240 HIGH OUTPUT CALIFORNIA	LFR6A #	6668	---	---	.036"
1999-1998	1200 cc	EXCITER 135	BR8HS # ^	4322	BR8HIX	7001	.024"
1998-1996	1100 cc	EXCITER 220	BR8HS # ^	4322	BR8HIX	7001	.024"
1999-1998	1200 cc	EXCITER 227	BR8HS # ^	4322	BR8HIX	7001	.024"
1999-1998	1200 cc	EXCITER 270	BR8HS # ^	4322	BR8HIX	7001	.024"
2003-1999	1200 cc	LS2000	BR8HS # ^	4322	BR8HIX	7001	.024"
2002	1200 cc	LX2000	BR8HS # ^	4322	BR8HIX	7001	.024"
2005-2003	1200 cc	LX210	BR8HS # ^	4322	BR8HIX	7001	.024"
2007-2006	1100 cc	SR210	CR9EB # ^	6955	CR9EIX	3521	.032"
2005-2003	1000 cc	SR230	CR9EB # ^	6955	CR9EIX	3521	.032"
2007	1100 cc	SR230 HIGH OUTPUT	CR9EB # ^	6955	CR9EIX	3521	.032"
2016-2015	1812 cc	SX190	LFR6A #	6668	---	---	.036"
2015	1812 cc	SX190 CALIFORNIA	LFR6A #	6668	---	---	.036"
2016-2015	1812 cc	SX192	LFR6A #	6668	---	---	.036"
2010-2007	1100 cc	SX210	CR9EB # ^	6955	CR9EIX	3521	.032"
2015	1049 cc	SX210	CR9EB # ^	6955	CR9EIX	3521	.032"
2006-2003	1000 cc	SX230	CR9EB # ^	6955	CR9EIX	3521	.032"



Denotes Original Equipment

^ Available in Blister Pack (see page 6)

Note: Due to different operating or engine conditions an alternate heat range plug maybe required.

MAKE/YR	ENGINE	MODEL NOTES	REGULAR PLUG	STK#	PREMIUM PLUG	STK#	GAP
YAMAHA Cont'd							
2009-2005	1100 cc	SX230 HIGH OUTPUT	CR9EB # ^	6955	CR9EIX	3521	.032"
2015	1812 cc	SX240 CALIFORNIA	LFR6A #	6668	---	---	.036"
2016-2015	1812 cc	SX240 HIGH OUTPUT	LFR6A #	6668	---	---	.036"
2016	1812 cc	SX240 HIGH OUTPUT CALIFORNIA	LFR6A #	6668	---	---	.036"
2001-2000	1200 cc	XR1800	BR8ES-11 #	7986	---	---	.044"
		ALL 3.0L L4	BR6FS #	4323	BR6FIX	2318	.036"
		ALL V6	BR6FS #	4323	BR6FIX	2318	.036"
		ALL V8	BR6FS #	4323	BR6FIX	2318	.036"

Outboard Engines

Denotes Original Equipment
 ^ Available in Blister Pack (see page 6)

Note: Due to different operating or engine conditions an alternate heat range plug maybe required.

MAKE/YR	ENGINE	MODEL NOTES	REGULAR PLUG	STK#	PREMIUM PLUG	STK#	GAP
BRIGGS & STRATTON							
	5 HP	4-CYCLE OHV AIR COOLED	BKR5ES	2460	BKR5EIX	6341	.030"
CHRYSLER							
1976-1972	150 HP		BUZHW	2147	---	---	---
1984-1978	140 HP		BUZHW	2147	---	---	---
1971-1969	135 HP		BUZHW	2147	---	---	---
1977-1974	135 HP		BUZHW	2147	---	---	---
1973-1972	130 HP		BUZHW	2147	---	---	---
1981	125 HP		BUHX	2522	---	---	---
1977-1970	120 HP		BUZHW	2147	---	---	---
1982-1977	115 HP		BUZHW	2147	---	---	---
1984-1983	115 HP		BUHX	2522	---	---	---
1967-1966	105 HP		BR6S	3522	---	---	.030"
1974-1968	105 HP		BUZHW	2147	---	---	---
1976-1975	105 HP		BUHX	2522	---	---	---
1983-1976	105 HP		BUZHW	2147	---	---	---
1984-1979	100 HP		BUZHW	2147	---	---	---
1977-1974	90 HP		BUZHW	2147	---	---	---
1984-1983	90 HP		BUZHW	2147	---	---	---
1973-1969	85 HP		BUZHW	2147	---	---	---
1984-1977	85 HP		BUZHW	2147	---	---	---
1965	80 HP		BR6S	3522	---	---	.030"
1967-1966	75 HP		BR6S	3522	---	---	.030"
1968	75 HP		BUHX	2522	---	---	---
1984-1974	75 HP		BUZHW	2147	---	---	---
1973-1969	70 HP		BUZHW	2147	---	---	---
1980-1979	70 HP		BUZHW	2147	---	---	---
1978-1977	65 HP		BUHX	2522	---	---	---
1976-1974	60 HP		BUHX	2522	---	---	---
1984	60 HP		BUZHW	2147	---	---	---
1976-1967	55 HP	STD IGN	BR6HS ^	3922	BR6HIX	3419	.030"
1980-1969	55 HP	MAGNETO	BUHX	2522	---	---	---
1983-1980	55 HP		BUZHW	2147	---	---	---
1966-1965	50 HP		BR6S	3522	---	---	.030"
1984-1981	50 HP		BR6HS ^	3922	BR6HIX	3419	.030"
1967-1965	45 HP		BR6S	3522	---	---	.030"
1984-1968	45 HP		BR6HS ^	3922	BR6HIX	3419	.030"
1978-1971	45 HP	MAGNETO	BR6HS ^	3922	BR6HIX	3419	.030"
1967-1965	35 HP		BR6S	3522	---	---	.030"
1984-1968	35 HP		BR6HS ^	3922	BR6HIX	3419	.030"
1982-1973	30 HP		BR6HS ^	3922	BR6HIX	3419	.030"
1984-1973	25 HP		BR6HS ^	3922	BR6HIX	3419	.030"
1967-1965	20 HP		BR6S	3522	---	---	.030"
1982-1968	20 HP		BR6HS ^	3922	BR6HIX	3419	.030"
1984-1974	15 HP		BR6HS ^	3922	BR6HIX	3419	.030"
1973-1971	12.9 HP		BR6HS ^	3922	BR6HIX	3419	.030"
1979	12 HP		BR6HS ^	3922	BR6HIX	3419	.030"
1978-1974	10 HP		BR6HS ^	3922	BR6HIX	3419	.030"
1986-1968	9.9 HP		BR6HS ^	3922	BR6HIX	3419	.030"
1967-1966	9.2 HP		BR6S	3522	---	---	.030"
1965	9 HP		BR6S	3522	---	---	.030"
1981-1979	8 HP		BR6HS ^	3922	BR6HIX	3419	.030"
1984-1979	7.5 HP		BR6HS ^	3922	BR6HIX	3419	.030"
1970-1969	7 HP		BR6HS ^	3922	BR6HIX	3419	.030"
1968	6.6 HP		BR6HS ^	3922	BR6HIX	3419	.030"
1967-1965	6 HP		BR5HS	3722	---	---	.030"
1977-1971	6 HP		BR6HS ^	3922	BR6HIX	3419	.030"



Denotes Original Equipment
 ^ Available in Blister Pack (see page 6)

Note: Due to different operating or engine conditions an alternate heat range plug maybe required.

MAKE/YR	ENGINE	MODEL NOTES	REGULAR PLUG	STK#	PREMIUM PLUG	STK#	GAP
CHRYSLER Cont'd							
1982-1978	6 HP		BR6HS ^	3922	BR6HIX	3419	.030"
1970-1969	5 HP		BR6HS ^	3922	BR6HIX	3419	.030"
1976-1974	5 HP		BR5HS	3722	---	---	.030"
1975-1973	4.9 HP		BR5HS	3722	---	---	.030"
1972	4.5 HP		BR6HS ^	3922	BR6HIX	3419	.030"
1968	4.4 HP		BR6HS ^	3922	BR6HIX	3419	.030"
1984-1976	4 HP		BR6HS ^	3922	BR6HIX	3419	.030"
1984-1980	3.5 HP		BR6HS ^	3922	BR6HIX	3419	.030"
CLINTON							
	25 HP	W-250	BR6HS ^	3922	BR6HIX	3419	.025"
	14 HP	W-140	BR6HS ^	3922	BR6HIX	3419	.025"
	10 HP	W-100	BR6HS ^	3922	BR6HIX	3419	.025"
	9.9 HP	K-990	BM4A SLD	4000	---	---	.030"
1991-1976	9 HP	K-900	XR5	3332	XR5IX	7355	.025"
1973	7.5 HP	K-750	BM4A SLD	4000	---	---	.030"
1975-1974	7.5 HP	K-750	XR5	3332	XR5IX	7355	.030"
1984-1976	7.5 HP	K-750	XR5	3332	XR5IX	7355	.025"
1991-1976	7.5 HP	K-751	XR5	3332	XR5IX	7355	.025"
1991-1976	7.5 HP	K-753	XR5	3332	XR5IX	7355	.025"
	7 HP	J-700	BM4A SLD	4000	---	---	.030"
1973	7 HP	K-700	BM4A SLD	4000	---	---	.030"
1975-1974	7 HP	K-700	XR5	3332	XR5IX	7355	.030"
1991-1976	5.5 HP	K-550	XR5	3332	XR5IX	7355	.025"
	5 HP	AJ-9	BM4A SLD	4000	---	---	.030"
	5 HP	BJ-9	BM4A SLD	4000	---	---	.030"
	5 HP	J-5	BM4A SLD	4000	---	---	.030"
	5 HP	J-500	BM4A SLD	4000	---	---	.030"
	5 HP	J-9	BR6S	3522	---	---	.030"
1973	5 HP	K-500	BM4A SLD	4000	---	---	.030"
1975-1974	5 HP	K-500	XR5	3332	XR5IX	7355	.030"
1991-1976	5 HP	K-505	XR5	3332	XR5IX	7355	.025"
	4 HP	J-400	BM4A SLD	4000	---	---	.030"
	4 HP	K-400	BM4A SLD	4000	---	---	.030"
	3.5 HP	J-350	BM4A SLD	4000	---	---	.030"
1987-1976	3.5 HP	K-350	BM4A SLD	4000	---	---	.025"
	3 HP	J-300	BM4A SLD	4000	---	---	.030"
	3 HP	K-300	BM4A SLD	4000	---	---	.030"
	2 HP	J-200	BM4A SLD	4000	---	---	.030"
	2 HP	K-200	BM4A SLD	4000	---	---	.030"
1991-1976	2 HP	K-201	BR6S	3522	---	---	.025"
	1.5 HP	K-150	BM4A SLD	4000	---	---	.030"
1979-1976	1.5 HP	K-150	BR6S	3522	---	---	.025"
ELGIN							
	75.2 HP	6072	BR6S	3522	---	---	.040"
	75.2 HP	6073	BR6S	3522	---	---	.040"
	75 HP	6064	BR6S	3522	---	---	.040"
	75 HP	6065	BR6S	3522	---	---	.040"
	75 HP	6074	BR6S	3522	---	---	.040"
	75 HP	6075	BR6S	3522	---	---	.040"
	75 HP	6076	BR6S	3522	---	---	.040"
	75 HP	6077	BR6S	3522	---	---	.040"
	60 HP	6060	BR6S	3522	---	---	.040"
	60 HP	6061	BR6S	3522	---	---	.040"
	60 HP	6062	BR6S	3522	---	---	.040"
	60 HP	6063	BR6S	3522	---	---	.040"
	45 HP	6054	BR6S	3522	---	---	.040"

Outboard Engines

Denotes Original Equipment

^ Available in Blister Pack (see page 6)

Note: Due to different operating or engine conditions an alternate heat range plug maybe required.

MAKE/YR	ENGINE	MODEL NOTES	REGULAR PLUG	STK#	PREMIUM PLUG	STK#	GAP
ELGIN Cont'd							
	45 HP	6055	BR6S	3522	---	---	.040"
	45 HP	6056	BR6S	3522	---	---	.040"
	45 HP	6057	BR6S	3522	---	---	.040"
	45 HP	6062	BR6S	3522	---	---	.040"
	45 HP	6063	BR6S	3522	---	---	.040"
	43.7 HP	6052	BR6S	3522	---	---	.040"
	43.7 HP	6053	BR6S	3522	---	---	.040"
	40 HP	6040	BR6S	3522	---	---	.040"
	40 HP	6043	BR6S	3522	---	---	.040"
	40 HP	6047	BR6S	3522	---	---	.040"
	40 HP	59421	BR6S	3522	---	---	.040"
	40 HP	59461	BR6S	3522	---	---	.040"
	40 HP	59471	BR6S	3522	---	---	.040"
	40 HP	594001	BR6S	3522	---	---	.040"
	40 HP	594011	BR6S	3522	---	---	.040"
	40 HP	594031	BR6S	3522	---	---	.040"
	28 HP	6034	BR6S	3522	---	---	.040"
	28 HP	6036	BR6S	3522	---	---	.040"
	28 HP	6037	BR6S	3522	---	---	.040"
	28 HP	6038	BR6S	3522	---	---	.040"
	28 HP	6070	BR6S	3522	---	---	.040"
	27.7 HP	6033	BR6S	3522	---	---	.040"
	27.7 HP	6035	BR6S	3522	---	---	.040"
	25 HP	6025	BR6S	3522	---	---	.040"
	25 HP	6028	BR6S	3522	---	---	.040"
	25 HP	6032	BR6S	3522	---	---	.040"
	18 HP	59661	BR6S	3522	---	---	.040"
	18 HP	59671	BR6S	3522	---	---	.040"
	14 HP	6013	BR6S	3522	---	---	.040"
	14 HP	6014	BR6S	3522	---	---	.040"
	14 HP	6015	BR6S	3522	---	---	.040"
	14 HP	6069	BR6S	3522	---	---	.040"
	12 HP	6012	BR6S	3522	---	---	.040"
	9 HP	6066	BM4A SLD	4000	---	---	.030"
	9 HP	6067	BM4A SLD	4000	---	---	.030"
	3.5 HP	6091	BM4A SLD	4000	---	---	.030"
	3.5 HP	6092	BM4A SLD	4000	---	---	.030"
	3.5 HP	60900	BM4A SLD	4000	---	---	.030"
EMERALD BAY							
1996	80 HP	BANSHEE XS	B8ES #	2411	BR8EIX	5044	.036"
1996	50 HP	BANSHEE XS	B8ES #	2411	BR8EIX	5044	.036"
ESKA							
1987-1976	15 HP		XR5	3332	XR5IX	7355	.030"
1974-1970	14 HP		XR5	3332	XR5IX	7355	.030"
1987-1976	9.9 HP		XR5	3332	XR5IX	7355	.030"
1974-1970	9.5 HP		XR5	3332	XR5IX	7355	.030"
1987-1970	7.5 HP		XR5	3332	XR5IX	7355	.030"
1967	7 HP		BR6S	3522	---	---	.030"
1968	7 HP		BR6S	3522	---	---	.030"
1969	7 HP		XR5	3332	XR5IX	7355	.030"
1963	6 HP		BR6S	3522	---	---	.030"
1976-1975	5.5 HP		XR5	3332	XR5IX	7355	.030"
1969-1961	5 HP		BR6S	3522	---	---	.030"
1987-1970	5 HP		XR5	3332	XR5IX	7355	.030"
1976-1975	4.5 HP		XR5	3332	XR5IX	7355	.030"
1963	4 HP		BR6S	3522	---	---	.030"



Denotes Original Equipment
 ^ Available in Blister Pack (see page 6)

Note: Due to different operating or engine conditions an alternate heat range plug maybe required.

MAKE/YR	ENGINE	MODEL NOTES	REGULAR PLUG	STK#	PREMIUM PLUG	STK#	GAP
ESKA Cont'd							
1978-1977	4 HP		XR5	3332	XR5IX	7355	.030"
1961	3 HP		BR6S	3522	---	---	.030"
1980	3 HP		XR5	3332	XR5IX	7355	.030"
1969-1967	3 HP		BR6S	3522	---	---	.030"
1976-1975	3 HP		XR5	3332	XR5IX	7355	.030"
1987-1977	2.5 HP		BM4A SLD	4000	---	---	.025"
1987	1.6 HP		BM4A SLD	4000	---	---	.025"
1978-1977	1.2 HP		BR6S	3522	---	---	.025"
1974-1970		1707	XR5	3332	XR5IX	7355	.030"
1974-1970		1747	XR5	3332	XR5IX	7355	.030"
1974-1970		1777	XR5	3332	XR5IX	7355	.030"
1974-1970		1790	XR5	3332	XR5IX	7355	.030"
EVINRUDE							
1997-1985	300 HP	V8	BPZ8HS-10 ^	3133	---	---	.030"
1988-1985	275 HP		BPZ8HS-10 ^	3133	---	---	.030"
2006	250 HP	DCXSDR	---	---	IZFR6N-E	4757	.032"
2005	250 HP	DCXSOC	---	---	IZFR6N-E	4757	.032"
2006	250 HP	DCZSDR	---	---	IZFR6N-E	4757	.032"
2005	250 HP	DCZSOC	---	---	IZFR6N-E	4757	.032"
2006	250 HP	DPLSDR	---	---	IZFR6N-E	4757	.032"
2005	250 HP	DPLSOC	---	---	IZFR6N-E	4757	.032"
2006	250 HP	DPXSDR	---	---	IZFR6N-E	4757	.032"
2005	250 HP	DPXSOC	---	---	IZFR6N-E	4757	.032"
2006	250 HP	DPZSDR	---	---	IZFR6N-E	4757	.032"
2005	250 HP	DPZSOC	---	---	IZFR6N-E	4757	.032"
2008	250 HP	E250DCXSCF	---	---	IZFR6N-E	4757	.032"
2008	250 HP	E250DCXSCG	---	---	IZFR6N-E	4757	.032"
2008	250 HP	E250DCXSCM	---	---	IZFR6N-E	4757	.032"
2007	250 HP	E250DCXSUA	---	---	IZFR6N-E	4757	.032"
2007	250 HP	E250DCXSUG	---	---	IZFR6N-E	4757	.032"
2008	250 HP	E250DCZSCF	---	---	IZFR6N-E	4757	.032"
2008	250 HP	E250DCZSCG	---	---	IZFR6N-E	4757	.032"
2008	250 HP	E250DCZSCM	---	---	IZFR6N-E	4757	.032"
2007	250 HP	E250DCZSUA	---	---	IZFR6N-E	4757	.032"
2008	250 HP	E250DPLSCF	---	---	IZFR6N-E	4757	.032"
2008	250 HP	E250DPLSCG	---	---	IZFR6N-E	4757	.032"
2008	250 HP	E250DPLSCM	---	---	IZFR6N-E	4757	.032"
2007	250 HP	E250DPLSUA	---	---	IZFR6N-E	4757	.032"
2008	250 HP	E250DPXSCF	---	---	IZFR6N-E	4757	.032"
2008	250 HP	E250DPXSCG	---	---	IZFR6N-E	4757	.032"
2008	250 HP	E250DPXSCM	---	---	IZFR6N-E	4757	.032"
2007	250 HP	E250DPXSUA	---	---	IZFR6N-E	4757	.032"
2007	250 HP	E250DPXSUG	---	---	IZFR6N-E	4757	.032"
2008	250 HP	E250DPZSCF	---	---	IZFR6N-E	4757	.032"
2008	250 HP	E250DPZSCG	---	---	IZFR6N-E	4757	.032"
2008	250 HP	E250DPZSCM	---	---	IZFR6N-E	4757	.032"
2007	250 HP	E250DPZSUA	---	---	IZFR6N-E	4757	.032"
2007	250 HP	E250DPZSUG	---	---	IZFR6N-E	4757	.032"
2005	250 HP	E250FCXSOB	---	---	PZFR6H	7696	.032"
2005	250 HP	E250FCZSOB	---	---	PZFR6H	7696	.032"
2005	250 HP	E250FPLSOM	---	---	PZFR6H	7696	.032"
2005	250 HP	E250FPXSOB	---	---	PZFR6H	7696	.032"
2005	250 HP	E250FPZSOB	---	---	PZFR6H	7696	.032"
2005	250 HP	F MODELS	---	---	PZFR6H	7696	.032"
1998-1985	250 HP	V8	BPZ8HS-10 ^	3133	---	---	.030"
2004-2003	250 HP	V8	---	---	PZFR6H	7696	.032"

Outboard Engines

Denotes Original Equipment
 ^ Available in Blister Pack (see page 6)

Note: Due to different operating or engine conditions an alternate heat range plug maybe required.

MAKE/YR	ENGINE	MODEL NOTES	REGULAR PLUG	STK#	PREMIUM PLUG	STK#	GAP
EVINRUDE Cont'd							
1985-1978	235 HP		BUHXW-1	5526	---	---	---
2004	225 HP		---	---	PZFR6H	7696	.032"
1993-1986	225 HP		BZ7HS-10	3579	---	---	.030"
2006	225 HP	DCXSDR	---	---	IZFR6N-E	4757	.032"
2005	225 HP	DCXSOC	---	---	IZFR6N-E	4757	.032"
2006	225 HP	DCZSDR	---	---	IZFR6N-E	4757	.032"
2005	225 HP	DCZSOC	---	---	IZFR6N-E	4757	.032"
2006	225 HP	DHLSDF	---	---	IZFR6N-E	4757	.032"
2005	225 HP	DHLSOC	---	---	IZFR6N-E	4757	.032"
2005	225 HP	DHLSOF	---	---	IZFR6N-E	4757	.032"
2005	225 HP	DHLSOG	---	---	IZFR6N-E	4757	.032"
2006	225 HP	DHXSDF	---	---	IZFR6N-E	4757	.032"
2005	225 HP	DHXSOC	---	---	IZFR6N-E	4757	.032"
2005	225 HP	DHXSOG	---	---	IZFR6N-E	4757	.032"
2006	225 HP	DPLSDR	---	---	IZFR6N-E	4757	.032"
2005	225 HP	DPLSOC	---	---	IZFR6N-E	4757	.032"
2006	225 HP	DPXSDR	---	---	IZFR6N-E	4757	.032"
2005	225 HP	DPXSOC	---	---	IZFR6N-E	4757	.032"
2006	225 HP	DPZSDR	---	---	IZFR6N-E	4757	.032"
2005	225 HP	DPZSOC	---	---	IZFR6N-E	4757	.032"
2008	225 HP	E225DCXSCF	---	---	IZFR6N-E	4757	.032"
2008	225 HP	E225DCXSCG	---	---	IZFR6N-E	4757	.032"
2008	225 HP	E225DCXSCM	---	---	IZFR6N-E	4757	.032"
2007	225 HP	E225DCXSUA	---	---	IZFR6N-E	4757	.032"
2008	225 HP	E225DCZSCF	---	---	IZFR6N-E	4757	.032"
2008	225 HP	E225DCZSCG	---	---	IZFR6N-E	4757	.032"
2008	225 HP	E225DCZSCM	---	---	IZFR6N-E	4757	.032"
2007	225 HP	E225DCZSUA	---	---	IZFR6N-E	4757	.032"
2007	225 HP	E225DCZSUG	---	---	IZFR6N-E	4757	.032"
2008	225 HP	E225DHLSCF	---	---	IZFR6N-E	4757	.032"
2008	225 HP	E225DHLSCG	---	---	IZFR6N-E	4757	.032"
2008	225 HP	E225DHLSCM	---	---	IZFR6N-E	4757	.032"
2007	225 HP	E225DHLSUA	---	---	IZFR6N-E	4757	.032"
2007	225 HP	E225DHL SUG	---	---	IZFR6N-E	4757	.032"
2008	225 HP	E225DHXSCA	---	---	IZFR6N-E	4757	.032"
2008	225 HP	E225DHXSCF	---	---	IZFR6N-E	4757	.032"
2008	225 HP	E225DHXSCG	---	---	IZFR6N-E	4757	.032"
2007	225 HP	E225DHXSUG	---	---	IZFR6N-E	4757	.032"
2007	225 HP	E225DHXSUR	---	---	IZFR6N-E	4757	.032"
2008	225 HP	E225DPLSCF	---	---	IZFR6N-E	4757	.032"
2008	225 HP	E225DPLSCG	---	---	IZFR6N-E	4757	.032"
2008	225 HP	E225DPLSCM	---	---	IZFR6N-E	4757	.032"
2007	225 HP	E225DPLSUA	---	---	IZFR6N-E	4757	.032"
2007	225 HP	E225DPLSUG	---	---	IZFR6N-E	4757	.032"
2008	225 HP	E225DPXSCF	---	---	IZFR6N-E	4757	.032"
2008	225 HP	E225DPXSCG	---	---	IZFR6N-E	4757	.032"
2008	225 HP	E225DPXSCM	---	---	IZFR6N-E	4757	.032"
2007	225 HP	E225DPXSUA	---	---	IZFR6N-E	4757	.032"
2007	225 HP	E225DPXSUG	---	---	IZFR6N-E	4757	.032"
2008	225 HP	E225DPZSCF	---	---	IZFR6N-E	4757	.032"
2008	225 HP	E225DPZSCG	---	---	IZFR6N-E	4757	.032"
2008	225 HP	E225DPZSCM	---	---	IZFR6N-E	4757	.032"
2008	225 HP	E225HSLSCF	---	---	IZFR6N-E	4757	.032"
2008	225 HP	E225HSLSCG	---	---	IZFR6N-E	4757	.032"
2005	225 HP	F MODELS	---	---	PZFR6H	7696	.032"
2004-1999	225 HP	LV6 F.F.I.	---	---	PZFR6H	7696	.032"



Denotes Original Equipment
 ^ Available in Blister Pack (see page 6)

Note: Due to different operating or engine conditions an alternate heat range plug maybe required.

MAKE/YR	ENGINE	MODEL NOTES	REGULAR PLUG	STK#	PREMIUM PLUG	STK#	GAP
EVINRUDE Cont'd							
1998-1994	225 HP	VINDICATOR	BPZ8HS-10 ^	3133	---	---	.030"
2004	200 HP		---	---	PZFR6H	7696	.032"
1983-1976	200 HP		BUHXW-1	5526	---	---	---
1992	200 HP	COM	BUHXW-1	5526	---	---	---
1998-1993	200 HP	COM	BPZ8HS-10 ^	3133	---	---	.030"
2005	200 HP	DCXSOC	---	---	IZFR6N-E	4757	.032"
2012	200 HP	DE200CXINS, 60° V-6 2.6 L	---	---	IZFR6N-E	4757	.044"
2012	200 HP	DE200PXINS, 60° V-6 2.6 L	---	---	IZFR6N-E	4757	.044"
2006	200 HP	DHLSDF	---	---	IZFR6N-E	4757	.032"
2005	200 HP	DHLSOC	---	---	IZFR6N-E	4757	.032"
2005	200 HP	DHLSOG	---	---	IZFR6N-E	4757	.032"
2006	200 HP	DHXSDS	---	---	IZFR6N-E	4757	.032"
2005	200 HP	DPLSOC	---	---	IZFR6N-E	4757	.032"
2005	200 HP	DPXSOC	---	---	IZFR6N-E	4757	.032"
2005	200 HP	DSLSOC	---	---	IZFR6N-E	4757	.032"
2011	200 HP	E200DCXIIE	---	---	IZFR6N-E	4757	.044"
2012	200 HP	E200DCXIND, 60° V-6 2.6 L	---	---	IZFR6N-E	4757	.044"
2010	200 HP	E200DCXISB	---	---	IZFR6N-E	4757	.044"
2010	200 HP	E200DCXISF	---	---	IZFR6N-E	4757	.044"
2008	200 HP	E200DCXSACA	---	---	IZFR6N-E	4757	.032"
2008	200 HP	E200DCXSACF	---	---	IZFR6N-E	4757	.032"
2009	200 HP	E200DCXSEM	---	---	IZFR6N-E	4757	.032"
2009	200 HP	E200DCXSEM	---	---	IZFR6N-E	4757	.044"
2005	200 HP	E200DCXSOC	---	---	IZFR6N-E	4757	.032"
2007	200 HP	E200DCXSUF	---	---	IZFR6N-E	4757	.032"
2007	200 HP	E200DCXSUR	---	---	IZFR6N-E	4757	.032"
2008	200 HP	E200DHLSCF	---	---	IZFR6N-E	4757	.032"
2008	200 HP	E200DHLSG	---	---	IZFR6N-E	4757	.032"
2008	200 HP	E200DHLSM	---	---	IZFR6N-E	4757	.032"
2006	200 HP	E200DHLSDF	---	---	IZFR6N-E	4757	.032"
2005	200 HP	E200DHLSOC	---	---	IZFR6N-E	4757	.032"
2007	200 HP	E200DHLSUA	---	---	IZFR6N-E	4757	.032"
2007	200 HP	E200DHLSUG	---	---	IZFR6N-E	4757	.032"
2008	200 HP	E200DHXSCF	---	---	IZFR6N-E	4757	.032"
2008	200 HP	E200DHXSCG	---	---	IZFR6N-E	4757	.032"
2008	200 HP	E200DHXSCR	---	---	IZFR6N-E	4757	.032"
2006	200 HP	E200DHXSDS	---	---	IZFR6N-E	4757	.032"
2007	200 HP	E200DHXSUC	---	---	IZFR6N-E	4757	.032"
2011	200 HP	E200DPLIIE	---	---	IZFR6N-E	4757	.044"
2012	200 HP	E200DPLIND, 60° V-6 2.6 L	---	---	IZFR6N-E	4757	.044"
2010	200 HP	E200DPLISB	---	---	IZFR6N-E	4757	.044"
2010	200 HP	E200DPLISF	---	---	IZFR6N-E	4757	.044"
2008	200 HP	E200DPLSACA	---	---	IZFR6N-E	4757	.032"
2009	200 HP	E200DPLSEM	---	---	IZFR6N-E	4757	.032"
2009	200 HP	E200DPLSEM	---	---	IZFR6N-E	4757	.044"
2007	200 HP	E200DPLSUF	---	---	IZFR6N-E	4757	.032"
2007	200 HP	E200DPLSUR	---	---	IZFR6N-E	4757	.032"
2011	200 HP	E200DPXIIE	---	---	IZFR6N-E	4757	.044"
2012	200 HP	E200DPXIND, 60° V-6 2.6 L	---	---	IZFR6N-E	4757	.044"
2010	200 HP	E200DPXISB	---	---	IZFR6N-E	4757	.044"
2010	200 HP	E200DPXISF	---	---	IZFR6N-E	4757	.044"
2008	200 HP	E200DPXSACA	---	---	IZFR6N-E	4757	.032"
2009	200 HP	E200DPXSEM	---	---	IZFR6N-E	4757	.032"
2009	200 HP	E200DPXSEM	---	---	IZFR6N-E	4757	.044"
2005	200 HP	E200DPXSOC	---	---	IZFR6N-E	4757	.032"
2007	200 HP	E200DPXSUF	---	---	IZFR6N-E	4757	.032"

Outboard Engines

Denotes Original Equipment

^ Available in Blister Pack (see page 6)

Note: Due to different operating or engine conditions an alternate heat range plug maybe required.

MAKE/YR	ENGINE	MODEL NOTES	REGULAR PLUG	STK#	PREMIUM PLUG	STK#	GAP
EVINRUDE Cont'd							
2007	200 HP	E200DPXSUR	---	---	IZFR6N-E	4757	.032"
2011	200 HP	E200DSLII	---	---	IZFR6N-E	4757	.044"
2012	200 HP	E200DSLIND, 60° V-6 2.6 L	---	---	IZFR6N-E	4757	.044"
2010	200 HP	E200DSLISB	---	---	IZFR6N-E	4757	.044"
2010	200 HP	E200DSLISF	---	---	IZFR6N-E	4757	.044"
2008	200 HP	E200DSLSCA	---	---	IZFR6N-E	4757	.032"
2009	200 HP	E200DSLSEM	---	---	IZFR6N-E	4757	.032"
2005	200 HP	E200DLSOC	---	---	IZFR6N-E	4757	.032"
2007	200 HP	E200DLSUF	---	---	IZFR6N-E	4757	.032"
2007	200 HP	E200DLSUR	---	---	IZFR6N-E	4757	.032"
2008	200 HP	E200HCXSCF	---	---	IZFR6N-E	4757	.032"
2008	200 HP	E200HCXSCG	---	---	IZFR6N-E	4757	.032"
2008	200 HP	E200HCXSCR	---	---	IZFR6N-E	4757	.032"
2006	200 HP	E200HCXSDS	---	---	IZFR6N-E	4757	.032"
2007	200 HP	E200HCXSUC	---	---	IZFR6N-E	4757	.032"
2008	200 HP	E200HLSLSCF	---	---	IZFR6N-E	4757	.032"
2008	200 HP	E200HLSLSCG	---	---	IZFR6N-E	4757	.032"
2008	200 HP	E200HLSLSCR	---	---	IZFR6N-E	4757	.032"
2006	200 HP	E200HLSLSDS	---	---	IZFR6N-E	4757	.032"
2007	200 HP	E200HLSLUC	---	---	IZFR6N-E	4757	.032"
2008	200 HP	E200HVLSCF	---	---	IZFR6N-E	4757	.032"
2008	200 HP	E200HVLSCG	---	---	IZFR6N-E	4757	.032"
2008	200 HP	E200HVLSCS	---	---	IZFR6N-E	4757	.032"
2005	200 HP	F MODELS	---	---	PZFR6H	7696	.032"
2006	200 HP	HCXSDS	---	---	IZFR6N-E	4757	.032"
2006	200 HP	HLSLSDS	---	---	IZFR6N-E	4757	.032"
2004-1999	200 HP	LV6 F.F.I.	---	---	PZFR6H	7696	.032"
1993-1986	200 HP	V6	BZ7HS-10	3579	---	---	.030"
1998-1994	200 HP	VINDICATOR L	BPZ8HS-10 ^	3133	---	---	.030"
1987-1977	185 HP		BUZ8H	7447	---	---	---
1994-1990	185 HP	COM.	BZ7HS-10	3579	---	---	.030"
1987-1977	175 HP		BUHXW-1	5526	---	---	---
1991-1988	175 HP	CV6	BZ7HS-10	3579	---	---	.030"
2011	175 HP	E175DCXIIB	---	---	IZFR6N-E	4757	.044"
2012	175 HP	E175DCXINE	---	---	IZFR6N-E	4757	.044"
2010	175 HP	E175DCXISF	---	---	IZFR6N-E	4757	.044"
2010	175 HP	E175DCXISM	---	---	IZFR6N-E	4757	.044"
2008	175 HP	E175DCXSCF	---	---	IZFR6N-E	4757	.032"
2008	175 HP	E175DCXSCR	---	---	IZFR6N-E	4757	.032"
2009	175 HP	E175DCXSEA	---	---	IZFR6N-E	4757	.032"
2007	175 HP	E175DCXSUF	---	---	IZFR6N-E	4757	.032"
2008	175 HP	E175DMXSCF	---	---	IZFR6N-E	4757	.032"
2011	175 HP	E175DPLIIB	---	---	IZFR6N-E	4757	.044"
2012	175 HP	E175DPLINE	---	---	IZFR6N-E	4757	.044"
2010	175 HP	E175DPLISF	---	---	IZFR6N-E	4757	.044"
2010	175 HP	E175DPLISM	---	---	IZFR6N-E	4757	.044"
2008	175 HP	E175DPLSCR	---	---	IZFR6N-E	4757	.032"
2009	175 HP	E175DPLSEA	---	---	IZFR6N-E	4757	.032"
2007	175 HP	E175DPLSUF	---	---	IZFR6N-E	4757	.032"
2007	175 HP	E175DPLSUF	---	---	IZFR6N-E	4757	.032"
2011	175 HP	E175DPXIIB	---	---	IZFR6N-E	4757	.044"
2012	175 HP	E175DPXINE	---	---	IZFR6N-E	4757	.044"
2010	175 HP	E175DPXISF	---	---	IZFR6N-E	4757	.044"
2010	175 HP	E175DPXISM	---	---	IZFR6N-E	4757	.044"
2008	175 HP	E175DPXSCF	---	---	IZFR6N-E	4757	.032"
2008	175 HP	E175DPXSCR	---	---	IZFR6N-E	4757	.032"



Denotes Original Equipment
 ^ Available in Blister Pack (see page 6)

Note: Due to different operating or engine conditions an alternate heat range plug maybe required.

MAKE/YR	ENGINE	MODEL NOTES	REGULAR PLUG	STK#	PREMIUM PLUG	STK#	GAP
EVINRUDE Cont'd							
2009	175 HP	E175DPXSEA	---	---	IZFR6N-E	4757	.032"
2007	175 HP	E175DPXSUF	---	---	IZFR6N-E	4757	.032"
2007	175 HP	E175DPXSUF	---	---	IZFR6N-E	4757	.032"
2011	175 HP	E175DSLIIIB	---	---	IZFR6N-E	4757	.044"
2012	175 HP	E175DSLIIIB	---	---	IZFR6N-E	4757	.044"
2010	175 HP	E175DSLISF	---	---	IZFR6N-E	4757	.044"
2010	175 HP	E175DSLISM	---	---	IZFR6N-E	4757	.044"
2008	175 HP	E175DSLSCR	---	---	IZFR6N-E	4757	.032"
2009	175 HP	E175DSLSEA	---	---	IZFR6N-E	4757	.032"
2007	175 HP	E175DLSLUSUF	---	---	IZFR6N-E	4757	.032"
1998-1991	175 HP	INTRUDER LV6	BPZ8HS-10 ^	3133	---	---	.030"
2003-1998	175 HP	LV6 F.F.I.	---	---	PZFR6H	7696	.032"
1987	155 HP	COM	BUHW-2 ^	5626	---	---	---
1992-1989	155 HP	COM CV6	BUHXW-1	5526	---	---	---
1987-1978	155 HP	CV6	BUHXW-1	5526	---	---	---
1998-1993	150 HP	COM L	BPZ8HS-10 ^	3133	---	---	.030"
1987-1978	150 HP	CV6	BUHXW-1	5526	---	---	---
1991-1988	150 HP	CV6	BZ7HS-10	3579	---	---	.030"
2012	150 HP	DE150CXINS	---	---	IZFR6N-E	4757	.044"
2012	150 HP	DE150PXINS	---	---	IZFR6N-E	4757	.044"
2011	150 HP	E150DBXIIIB	---	---	IZFR6N-E	4757	.044"
2012	150 HP	E150DBXINE	---	---	IZFR6N-E	4757	.044"
2010	150 HP	E150DBXISF	---	---	IZFR6N-E	4757	.044"
2010	150 HP	E150DBXISM	---	---	IZFR6N-E	4757	.044"
2008	150 HP	E150DBXSCF	---	---	IZFR6N-E	4757	.032"
2008	150 HP	E150DBXSCR	---	---	IZFR6N-E	4757	.032"
2009	150 HP	E150DBXSEA	---	---	IZFR6N-E	4757	.032"
2007	150 HP	E150DBXSUF	---	---	IZFR6N-E	4757	.032"
2011	150 HP	E150DCXIIIB	---	---	IZFR6N-E	4757	.044"
2012	150 HP	E150DCXINE	---	---	IZFR6N-E	4757	.044"
2010	150 HP	E150DCXISF	---	---	IZFR6N-E	4757	.044"
2010	150 HP	E150DCXISM	---	---	IZFR6N-E	4757	.044"
2008	150 HP	E150DCXSCF	---	---	IZFR6N-E	4757	.032"
2008	150 HP	E150DCXSCR	---	---	IZFR6N-E	4757	.032"
2009	150 HP	E150DCXSEA	---	---	IZFR6N-E	4757	.032"
2007	150 HP	E150DCXSUC	---	---	IZFR6N-E	4757	.032"
2007	150 HP	E150DCXSUF	---	---	IZFR6N-E	4757	.032"
2011	150 HP	E150DHLIIIB	---	---	IZFR6N-E	4757	.044"
2012	150 HP	E150DHLIIIB	---	---	IZFR6N-E	4757	.044"
2010	150 HP	E150DHLISF	---	---	IZFR6N-E	4757	.044"
2010	150 HP	E150DHLISM	---	---	IZFR6N-E	4757	.044"
2008	150 HP	E150DHLSCF	---	---	IZFR6N-E	4757	.032"
2008	150 HP	E150DHLSCR	---	---	IZFR6N-E	4757	.032"
2009	150 HP	E150DHLSEA	---	---	IZFR6N-E	4757	.032"
2007	150 HP	E150DHLISUC	---	---	IZFR6N-E	4757	.032"
2007	150 HP	E150DHLISUF	---	---	IZFR6N-E	4757	.032"
2011	150 HP	E150DPLIIIB	---	---	IZFR6N-E	4757	.044"
2012	150 HP	E150DPLIIIB	---	---	IZFR6N-E	4757	.044"
2010	150 HP	E150DPLISF	---	---	IZFR6N-E	4757	.044"
2010	150 HP	E150DPLISM	---	---	IZFR6N-E	4757	.044"
2008	150 HP	E150DPLSCR	---	---	IZFR6N-E	4757	.032"
2009	150 HP	E150DPLSEA	---	---	IZFR6N-E	4757	.032"
2007	150 HP	E150DPLSUC	---	---	IZFR6N-E	4757	.032"
2007	150 HP	E150DPLSUF	---	---	IZFR6N-E	4757	.032"
2011	150 HP	E150DPXIIIB	---	---	IZFR6N-E	4757	.044"
2012	150 HP	E150DPXINE	---	---	IZFR6N-E	4757	.044"

Outboard Engines

Denotes Original Equipment

^ Available in Blister Pack (see page 6)

Note: Due to different operating or engine conditions an alternate heat range plug maybe required.

MAKE/YR	ENGINE	MODEL NOTES	REGULAR PLUG	STK#	PREMIUM PLUG	STK#	GAP
EVINRUDE Cont'd							
2010	150 HP	E150DPXISF	---	---	IZFR6N-E	4757	.044"
2010	150 HP	E150DPXISM	---	---	IZFR6N-E	4757	.044"
2008	150 HP	E150DPXSCF	---	---	IZFR6N-E	4757	.032"
2008	150 HP	E150DPXSCR	---	---	IZFR6N-E	4757	.032"
2009	150 HP	E150DPXSEA	---	---	IZFR6N-E	4757	.032"
2007	150 HP	E150DPXSUC	---	---	IZFR6N-E	4757	.032"
2007	150 HP	E150DPXSUF	---	---	IZFR6N-E	4757	.032"
2011	150 HP	E150DSLII B	---	---	IZFR6N-E	4757	.044"
2012	150 HP	E150DSL I N E	---	---	IZFR6N-E	4757	.044"
2010	150 HP	E150DSL I S F	---	---	IZFR6N-E	4757	.044"
2010	150 HP	E150DSL I S M	---	---	IZFR6N-E	4757	.044"
2008	150 HP	E150DSL S C R	---	---	IZFR6N-E	4757	.032"
2009	150 HP	E150DSL S E A	---	---	IZFR6N-E	4757	.032"
2007	150 HP	E150DSL S U C	---	---	IZFR6N-E	4757	.032"
2007	150 HP	E150DSL S U F	---	---	IZFR6N-E	4757	.032"
2009	150 HP	E150HGL S E S	---	---	IZFR6N-E	4757	.032"
2009	150 HP	E150HG X S E S	---	---	IZFR6N-E	4757	.032"
2011	150 HP	E150HSL I I A	---	---	IZFR6N-E	4757	.044"
2012	150 HP	E150HSL I N M	---	---	IZFR6N-E	4757	.044"
2010	150 HP	E150HSL I S F	---	---	IZFR6N-E	4757	.044"
2010	150 HP	E150HSL I S R	---	---	IZFR6N-E	4757	.044"
2008	150 HP	E150HSL S C F	---	---	IZFR6N-E	4757	.032"
2008	150 HP	E150HSL S C S	---	---	IZFR6N-E	4757	.032"
2009	150 HP	E150HSL S E C	---	---	IZFR6N-E	4757	.032"
1998-1991	150 HP	INTRUDER L	BPZ8HS-10 ^	3133	---	---	.030"
2003-1997	150 HP	LV6 F.F.I.	---	---	PZFR6H	7696	.032"
1984-1973	140 HP	140	BUHXW-1	5526	---	---	---
2003-1985	140 HP	LV4	BPZ8HS-10 ^	3133	---	---	.030"
1984-1973	135 HP		BUHXW-1	5526	---	---	---
2011	130 HP	E130DCX I I R	---	---	IZFR6N-E	4757	.044"
2012	130 HP	E130DCX I N A	---	---	IZFR6N-E	4757	.044"
2010	130 HP	E130DCX I S C	---	---	IZFR6N-E	4757	.044"
2010	130 HP	E130DCX I S F	---	---	IZFR6N-E	4757	.044"
2009	130 HP	E130DCX S E S	---	---	IZFR6N-E	4757	.032"
2011	130 HP	E130DPL I I R	---	---	IZFR6N-E	4757	.044"
2012	130 HP	E130DPL I N A	---	---	IZFR6N-E	4757	.044"
2010	130 HP	E130DPL I S C	---	---	IZFR6N-E	4757	.044"
2010	130 HP	E130DPL I S F	---	---	IZFR6N-E	4757	.044"
2009	130 HP	E130DPL S E S	---	---	IZFR6N-E	4757	.032"
2011	130 HP	E130DPX I I R	---	---	IZFR6N-E	4757	.044"
2012	130 HP	E130DPX I N A	---	---	IZFR6N-E	4757	.044"
2010	130 HP	E130DPX I S C	---	---	IZFR6N-E	4757	.044"
2010	130 HP	E130DPX I S F	---	---	IZFR6N-E	4757	.044"
2009	130 HP	E130DPX S E S	---	---	IZFR6N-E	4757	.032"
2011	130 HP	E130DSL I I R	---	---	IZFR6N-E	4757	.044"
2012	130 HP	E130DSL I N A	---	---	IZFR6N-E	4757	.044"
2010	130 HP	E130DSL I S C	---	---	IZFR6N-E	4757	.044"
2010	130 HP	E130DSL I S F	---	---	IZFR6N-E	4757	.044"
2009	130 HP	E130DSL S E S	---	---	IZFR6N-E	4757	.032"
2003-1985	130 HP	LV4	BPZ8HS-10 ^	3133	---	---	.030"
1972-1971	125 HP		BR7HS ^	4122	BR7HIX	7067	.030"
2003-1985	120 HP	LV 4	BPZ8HS-10 ^	3133	---	---	.030"
1985	115 HP		BUHXW-1	5526	---	---	---
1970-1969	115 HP		BR7HS ^	4122	BR7HIX	7067	.030"
1979-1973	115 HP		BZ7HS-10	3579	---	---	.030"
1993-1986	115 HP		BZ7HS-10	3579	---	---	.030"



Denotes Original Equipment
 ^ Available in Blister Pack (see page 6)

Note: Due to different operating or engine conditions an alternate heat range plug maybe required.

MAKE/YR	ENGINE	MODEL NOTES	REGULAR PLUG	STK#	PREMIUM PLUG	STK#	GAP
EVINRUDE Cont'd							
2005-2004	115 HP		BKR5EK	7797	BKR5EIX	6341	.030"
1984-1975	115 HP	COM	BZ7HS-10	3579	---	---	.030"
1998-1979	115 HP	CV4	BR7HS ^	4122	BR7HIX	7067	.030"
2011	115 HP	E115DBXIIB	---	---	IZFR6N-E	4757	.044"
2012	115 HP	E115DBXINE	---	---	IZFR6N-E	4757	.044"
2010	115 HP	E115DBXISF	---	---	IZFR6N-E	4757	.044"
2010	115 HP	E115DBXISM	---	---	IZFR6N-E	4757	.044"
2008	115 HP	E115DBXSCR	---	---	IZFR6N-E	4757	.032"
2009	115 HP	E115DBXSEF	---	---	IZFR6N-E	4757	.032"
2007	115 HP	E115DBXSUC	---	---	IZFR6N-E	4757	.032"
2011	115 HP	E115DCXIIA	---	---	IZFR6N-E	4757	.044"
2012	115 HP	E115DCXINM	---	---	IZFR6N-E	4757	.044"
2010	115 HP	E115DCXISF	---	---	IZFR6N-E	4757	.044"
2010	115 HP	E115DCXISR	---	---	IZFR6N-E	4757	.044"
2008	115 HP	E115DCXSCS	---	---	IZFR6N-E	4757	.032"
2009	115 HP	E115DCXSEF	---	---	IZFR6N-E	4757	.032"
2011	115 HP	E115DHLIIR	---	---	IZFR6N-E	4757	.044"
2012	115 HP	E115DHLINA	---	---	IZFR6N-E	4757	.044"
2010	115 HP	E115DHLISC	---	---	IZFR6N-E	4757	.044"
2010	115 HP	E115DHLISF	---	---	IZFR6N-E	4757	.044"
2009	115 HP	E115DHLSES	---	---	IZFR6N-E	4757	.032"
2011	115 HP	E115DHXIIR	---	---	IZFR6N-E	4757	.044"
2012	115 HP	E115DHXINA	---	---	IZFR6N-E	4757	.044"
2010	115 HP	E115DHXISC	---	---	IZFR6N-E	4757	.044"
2010	115 HP	E115DHXISF	---	---	IZFR6N-E	4757	.044"
2009	115 HP	E115DHXSES	---	---	IZFR6N-E	4757	.032"
2011	115 HP	E115DPLIIB	---	---	IZFR6N-E	4757	.044"
2012	115 HP	E115DPLINE	---	---	IZFR6N-E	4757	.044"
2010	115 HP	E115DPLISF	---	---	IZFR6N-E	4757	.044"
2010	115 HP	E115DPLISM	---	---	IZFR6N-E	4757	.044"
2008	115 HP	E115DPLSCR	---	---	IZFR6N-E	4757	.032"
2009	115 HP	E115DPLSEF	---	---	IZFR6N-E	4757	.032"
2007	115 HP	E115DPLSUC	---	---	IZFR6N-E	4757	.032"
2011	115 HP	E115DPXIIB	---	---	IZFR6N-E	4757	.044"
2012	115 HP	E115DPXINE	---	---	IZFR6N-E	4757	.044"
2010	115 HP	E115DPXISF	---	---	IZFR6N-E	4757	.044"
2010	115 HP	E115DPXISM	---	---	IZFR6N-E	4757	.044"
2008	115 HP	E115DPXSCR	---	---	IZFR6N-E	4757	.032"
2009	115 HP	E115DPXSEF	---	---	IZFR6N-E	4757	.032"
2007	115 HP	E115DPXSUC	---	---	IZFR6N-E	4757	.032"
2011	115 HP	E115DSLIIIB	---	---	IZFR6N-E	4757	.044"
2012	115 HP	E115DSLIIINE	---	---	IZFR6N-E	4757	.044"
2010	115 HP	E115DSLIIISF	---	---	IZFR6N-E	4757	.044"
2010	115 HP	E115DSLIIISM	---	---	IZFR6N-E	4757	.044"
2008	115 HP	E115DSLIIISCR	---	---	IZFR6N-E	4757	.032"
2009	115 HP	E115DSLIIISEF	---	---	IZFR6N-E	4757	.032"
2007	115 HP	E115DSLIIISUC	---	---	IZFR6N-E	4757	.032"
2006	115 HP	E115FPLSDS	---	---	PZFR6F-11	3271	.044"
2005	115 HP	E115FPLSOD	---	---	PZFR6F-11	3271	.044"
2006	115 HP	E115FPXSDS	---	---	PZFR6F-11	3271	.044"
2005	115 HP	E115FPXSOD	---	---	PZFR6F-11	3271	.044"
2006	115 HP	E115FSLSDS	---	---	PZFR6F-11	3271	.044"
2005	115 HP	E115FSLSOD	---	---	PZFR6F-11	3271	.044"
2011	115 HP	E115HSLIIR	---	---	IZFR6N-E	4757	.044"
2012	115 HP	E115HSLINA	---	---	IZFR6N-E	4757	.044"
2010	115 HP	E115HSLISC	---	---	IZFR6N-E	4757	.044"

Outboard Engines

Denotes Original Equipment

^ Available in Blister Pack (see page 6)

Note: Due to different operating or engine conditions an alternate heat range plug maybe required.

MAKE/YR	ENGINE	MODEL NOTES	REGULAR PLUG	STK#	PREMIUM PLUG	STK#	GAP
EVINRUDE Cont'd							
2010	115 HP	E115HSLISF	---	---	IZFR6N-E	4757	.044"
2009	115 HP	E115HSLSES	---	---	IZFR6N-E	4757	.032"
1998-1995	115 HP	INTRUDER LV4	BPZ8HS-10 ^	3133	---	---	.030"
2003-1998	115 HP	LV4 F.F.I.	---	---	PZFR6H	7696	.032"
1998-1994	115 HP	TURBOJET CV4	BR7HS ^	4122	BR7HIX	7067	.030"
1968-1967	115 HP	X-115	BUZHW	2147	---	---	---
1997-1979	112 HP	CV4	BR7HS ^	4122	BR7HIX	7067	.030"
1997-1979	110 HP	CV4	BR7HS ^	4122	BR7HIX	7067	.030"
2003-1993	105 HP	105 JET LV6	BPZ8HS-10 ^	3133	---	---	.030"
2003-1997	105 HP	COM LV4	BPZ8HS-10 ^	3133	---	---	.030"
1966	100 HP		BR6S	3522	---	---	.030"
2001-1999	100 HP		BZ7HS-10	3579	---	---	.030"
2005-2004	100 HP		BKR5EK	7797	BKR5EIX	6341	.030"
2005-2004	100 HP	4 CYL DI	---	---	PZFR6H	7696	.032"
1988-1985	100 HP	COM	BUZHW-2	2173	---	---	---
1998-1984	100 HP	COM	BUHXW-1	5526	---	---	---
2005	100 HP	E100FPLSOC	---	---	PZFR6F-11	3271	.044"
2005	100 HP	E100FSLSOC	---	---	PZFR6F-11	3271	.044"
1972-1967	100 HP	STARFIRE	BR7HS ^	4122	BR7HIX	7067	.030"
1980-1979	100 HP	V4	BR7HS ^	4122	BR7HIX	7067	.030"
1965-1964	90 HP		BR6S	3522	---	---	.030"
2005-2001	90 HP		BKR5EK	7797	BKR5EIX	6341	.030"
1998-1979	90 HP	CV4	BZ7HS-10	3579	---	---	.040"
2009	90 HP	E90DMXSES	---	---	IZFR6N-E	4757	.032"
2011	90 HP	E90DPLIIS	---	---	IZFR6N-E	4757	.032"
2012	90 HP	E90DPLINC	---	---	IZFR6N-E	4757	.032"
2010	90 HP	E90DPLISD	---	---	IZFR6N-E	4757	.032"
2010	90 HP	E90DPLISF	---	---	IZFR6N-E	4757	.032"
2008	90 HP	E90DPLSCB	---	---	IZFR6N-E	4757	.032"
2006	90 HP	E90DPLSDA	---	---	IZFR6N-E	4757	.032"
2009	90 HP	E90DPLSEE	---	---	IZFR6N-E	4757	.032"
2005	90 HP	E90DPLSOR	---	---	PZFR6H	7696	.032"
2007	90 HP	E90DPLSUM	---	---	IZFR6N-E	4757	.032"
2011	90 HP	E90DPXIIS	---	---	IZFR6N-E	4757	.032"
2012	90 HP	E90DPXINC	---	---	IZFR6N-E	4757	.032"
2010	90 HP	E90DPXISD	---	---	IZFR6N-E	4757	.032"
2010	90 HP	E90DPXISF	---	---	IZFR6N-E	4757	.032"
2008	90 HP	E90DPXSCB	---	---	IZFR6N-E	4757	.032"
2006	90 HP	E90DPXSDA	---	---	IZFR6N-E	4757	.032"
2009	90 HP	E90DPXSEE	---	---	IZFR6N-E	4757	.032"
2005	90 HP	E90DPXSOR	---	---	PZFR6H	7696	.032"
2007	90 HP	E90DPXSUM	---	---	IZFR6N-E	4757	.032"
2011	90 HP	E90DSLIID	---	---	IZFR6N-E	4757	.032"
2012	90 HP	E90DSLINS	---	---	IZFR6N-E	4757	.032"
2010	90 HP	E90DSLISE	---	---	IZFR6N-E	4757	.032"
2010	90 HP	E90DSLISF	---	---	IZFR6N-E	4757	.032"
2008	90 HP	E90DSLSCM	---	---	IZFR6N-E	4757	.032"
2006	90 HP	E90DSLSDR	---	---	IZFR6N-E	4757	.032"
2009	90 HP	E90DSLSEB	---	---	IZFR6N-E	4757	.032"
2005	90 HP	E90DLSLSD	---	---	PZFR6H	7696	.032"
2007	90 HP	E90DLSLSD	---	---	IZFR6N-E	4757	.032"
2011	90 HP	E90WDELIIA	---	---	IZFR6N-E	4757	.032"
2012	90 HP	E90WDELINM	---	---	IZFR6N-E	4757	.032"
2010	90 HP	E90WDELISF	---	---	IZFR6N-E	4757	.032"
2010	90 HP	E90WDELISR	---	---	IZFR6N-E	4757	.032"
2008	90 HP	E90WDELSCS	---	---	IZFR6N-E	4757	.032"



Denotes Original Equipment
 ^ Available in Blister Pack (see page 6)

Note: Due to different operating or engine conditions an alternate heat range plug maybe required.

MAKE/YR	ENGINE	MODEL NOTES	REGULAR PLUG	STK#	PREMIUM PLUG	STK#	GAP
EVINRUDE Cont'd							
2009	90 HP	E90WDELSEC	---	---	IZFR6N-E	4757	.032"
2011	90 HP	E90WDEXIIA	---	---	IZFR6N-E	4757	.032"
2012	90 HP	E90WDEXINM	---	---	IZFR6N-E	4757	.032"
2010	90 HP	E90WDEXISF	---	---	IZFR6N-E	4757	.032"
2010	90 HP	E90WDEXISR	---	---	IZFR6N-E	4757	.032"
2008	90 HP	E90WDEXSCS	---	---	IZFR6N-E	4757	.032"
2009	90 HP	E90WDEXSEC	---	---	IZFR6N-E	4757	.032"
2005	90 HP	E90WDPLSOS	---	---	PZFR6H	7696	.032"
1998-1995	90 HP	LV4	BPZ8HS-10 ^	3133	---	---	.030"
2000-1998	90 HP	LV4 F.F.I.	---	---	PZFR6H	7696	.032"
1997-1994	90 HP	TURBOJET CV4	BZ7HS-10	3579	---	---	.040"
1997-1979	88 HP	SPL CV4	BR7HS ^	4122	BR7HIX	7067	.030"
1980-1968	85 HP		BR7HS ^	4122	BR7HIX	7067	.030"
1993-1986	85 HP		BZ7HS-10	3579	---	---	.030"
1995-1994	85 HP	V4 BACKROLLER	BZ7HS-10	3579	---	---	.030"
1967-1966	80 HP		BR6S	3522	---	---	.030"
1998-1979	80 HP	80 JET CV4	BZ7HS-10	3579	---	---	.030"
1967-1966	80 HP	STARFIRE	B8S	3810	---	---	.030"
1988-1975	75 HP		B7HS-10 #	2129	---	---	.040"
1988-1975	75 HP		B7HS-10 #	2129	---	---	.040"
2005-2001	75 HP		BKR5EK	7797	BKR5EIX	6341	.030"
2011	75 HP	E75DPLIIS	---	---	IZFR6N-E	4757	.044"
2012	75 HP	E75DPLINC	---	---	IZFR6N-E	4757	.044"
2010	75 HP	E75DPLISD	---	---	IZFR6N-E	4757	.044"
2010	75 HP	E75DPLISF	---	---	IZFR6N-E	4757	.044"
2008	75 HP	E75DPLSCB	---	---	IZFR6N-E	4757	.032"
2006	75 HP	E75DPLSDA	---	---	IZFR6N-E	4757	.032"
2009	75 HP	E75DPLSEE	---	---	IZFR6N-E	4757	.032"
2005	75 HP	E75DPLSOR	---	---	PZFR6H	7696	.032"
2007	75 HP	E75DPLSUM	---	---	IZFR6N-E	4757	.032"
2011	75 HP	E75DSLIIA	---	---	IZFR6N-E	4757	.044"
2012	75 HP	E75DSLINM	---	---	IZFR6N-E	4757	.044"
2010	75 HP	E75DSLISF	---	---	IZFR6N-E	4757	.044"
2010	75 HP	E75DSLISR	---	---	IZFR6N-E	4757	.044"
2008	75 HP	E75DSLSCS	---	---	IZFR6N-E	4757	.032"
2009	75 HP	E75DSLSEC	---	---	IZFR6N-E	4757	.032"
1965-1960	75 HP	V4	BR6S	3522	---	---	.030"
1989-1975	70 HP	3-CYL. 49 CID	BZ7HS-10	3579	---	---	.030"
1993-1989	70 HP	3-CYL. 56 CID	BZ7HS-10	3579	---	---	.030"
1998-1994	70 HP	3-CYL. 56 CID	BPZ8HS-10 ^	3133	---	---	.030"
2003-1998	70 HP	4-STROKE OHC 1298CC	BPR6ES SLD	4008	BPR6EIX	6637	.036"
2001-1998	65 HP		BUHXW-1	5526	---	---	---
1987-1984	65 HP	COM HC LC	BZ7HS-10	3579	---	---	.030"
1997-1988	65 HP	COM HC LC	BUHXW-1	5526	---	---	---
1995-1994	65 HP	COM, 3-CYL.	BPZ8HS-10 ^	3133	---	---	.030"
1997-1992	65 HP	CV4 65 JET	BZ7HS-10	3579	---	---	.030"
2011	65 HP	E65WDRLLIA	---	---	IZFR6N-E	4757	.044"
2012	65 HP	E65WDRLINM	---	---	IZFR6N-E	4757	.044"
2010	65 HP	E65WDRLISF	---	---	IZFR6N-E	4757	.044"
2010	65 HP	E65WDRLISR	---	---	IZFR6N-E	4757	.044"
2008	65 HP	E65WDRLSCS	---	---	IZFR6N-E	4757	.032"
2009	65 HP	E65WDRLSEC	---	---	IZFR6N-E	4757	.032"
2011	65 HP	E65WDRYIIA	---	---	IZFR6N-E	4757	.044"
2012	65 HP	E65WDRYINM	---	---	IZFR6N-E	4757	.044"
2010	65 HP	E65WDRYISF	---	---	IZFR6N-E	4757	.044"
2010	65 HP	E65WDRYISR	---	---	IZFR6N-E	4757	.044"

Outboard Engines

Denotes Original Equipment

^ Available in Blister Pack (see page 6)

Note: Due to different operating or engine conditions an alternate heat range plug maybe required.

MAKE/YR	ENGINE	MODEL NOTES	REGULAR PLUG	STK#	PREMIUM PLUG	STK#	GAP
EVINRUDE Cont'd							
2008	65 HP	E65WDRYSCS	---	---	IZFR6N-E	4757	.032"
2009	65 HP	E65WDRYSEC	---	---	IZFR6N-E	4757	.032"
1973-1972	65 HP	TRIUMPH, 3-CYL.	BR7HS ^	4122	BR7HIX	7067	.030"
1968	65 HP	V4 SPORTFOUR	BZ7HS-10	3579	---	---	.030"
1985-1980	60 HP	2-CYL.	BZ7HS-10	3579	---	---	.030"
1989-1975	60 HP	3-CYL. 49 CID	BZ7HS-10	3579	---	---	.030"
1993-1989	60 HP	3-CYL. 56 CID	BZ7HS-10	3579	---	---	.030"
1998-1994	60 HP	3-CYL. 56 CID	BPZ8HS-10 ^	3133	---	---	.030"
2003-2002	60 HP	4-STROKE OHC	BPR6ES SLD	4008	BPR6EIX	6637	.036"
2011	60 HP	E60DPLIIS	---	---	IZFR6N-E	4757	.044"
2012	60 HP	E60DPLINC	---	---	IZFR6N-E	4757	.044"
2010	60 HP	E60DPLISD	---	---	IZFR6N-E	4757	.044"
2010	60 HP	E60DPLISF	---	---	IZFR6N-E	4757	.044"
2008	60 HP	E60DPLSCB	---	---	IZFR6N-E	4757	.032"
2006	60 HP	E60DPLSDA	---	---	IZFR6N-E	4757	.032"
2009	60 HP	E60DPLSEE	---	---	IZFR6N-E	4757	.032"
2007	60 HP	E60DPLSUM	---	---	IZFR6N-E	4757	.032"
2011	60 HP	E60DSLIIA	---	---	IZFR6N-E	4757	.044"
2012	60 HP	E60DSLINM	---	---	IZFR6N-E	4757	.044"
2010	60 HP	E60DSLISF	---	---	IZFR6N-E	4757	.044"
2010	60 HP	E60DSLISR	---	---	IZFR6N-E	4757	.044"
2008	60 HP	E60DSLSCS	---	---	IZFR6N-E	4757	.032"
2009	60 HP	E60DSLSEC	---	---	IZFR6N-E	4757	.032"
2011	60 HP	E60DTLIIA	---	---	IZFR6N-E	4757	.044"
2012	60 HP	E60DTLINM	---	---	IZFR6N-E	4757	.044"
2010	60 HP	E60DTLISF	---	---	IZFR6N-E	4757	.044"
2010	60 HP	E60DTLISR	---	---	IZFR6N-E	4757	.044"
2008	60 HP	E60DTLSCS	---	---	IZFR6N-E	4757	.032"
2009	60 HP	E60DTLSEC	---	---	IZFR6N-E	4757	.032"
2005	60 HP	E60WDRLSOS	---	---	PZFR6H	7696	.032"
2005	60 HP	E60WDRYSOS	---	---	PZFR6H	7696	.032"
1971	60 HP	SURPER SIX-O	BUZHW	2147	---	---	---
1971-1970	60 HP	TRIUMPH, 3-CYL.	BUZHW	2147	---	---	---
1967-1964	60 HP	V4	BR6S	3522	---	---	.030"
1989-1976	55 HP	2-CYL.	BR7HS ^	4122	BR7HIX	7067	.030"
1969-1968	55 HP	3-CYL.	BZ7HS-10	3579	---	---	.030"
2003-1986	55 HP	COM	BUHXW-1	5526	---	---	---
1995-1994	55 HP	COM 2 CYL.	BPZ8HS-10 ^	3133	---	---	.030"
2011	55 HP	E55MJRLIIM	---	---	IZFR6N-E	4757	.044"
2012	55 HP	E55MJRLINB	---	---	IZFR6N-E	4757	.044"
2010	55 HP	E55MJRLISA	---	---	IZFR6N-E	4757	.044"
2008	55 HP	E55MJRLSCC	---	---	IZFR6N-E	4757	.032"
2009	55 HP	E55MJRLSEF	---	---	IZFR6N-E	4757	.044"
2009	55 HP	E55MJRLSER	---	---	IZFR6N-E	4757	.032"
2011	55 HP	E55MRLIIM	---	---	IZFR6N-E	4757	.044"
2012	55 HP	E55MRLINB	---	---	IZFR6N-E	4757	.044"
2010	55 HP	E55MRLISA	---	---	IZFR6N-E	4757	.044"
2008	55 HP	E55MRLSCC	---	---	IZFR6N-E	4757	.032"
2009	55 HP	E55MRLSEF	---	---	IZFR6N-E	4757	.044"
2009	55 HP	E55MRLSER	---	---	IZFR6N-E	4757	.032"
1971	55 HP	SURPER SIX-O	BUZHW	2147	---	---	---
1959-1958	50 HP		BR6S	3522	---	---	.030"
1975-1971	50 HP		BZ7HS-10	3579	---	---	.030"
1979-1978	50 HP		BR7HS ^	4122	BR7HIX	7067	.030"
1988-1980	50 HP	2-CYL.	BZ7HS-10	3579	---	---	.030"
1998-1989	50 HP	2-CYL.	BPZ8HS-10 ^	3133	---	---	.030"



Denotes Original Equipment
 ^ Available in Blister Pack (see page 6)

Note: Due to different operating or engine conditions an alternate heat range plug maybe required.

MAKE/YR	ENGINE	MODEL NOTES	REGULAR PLUG	STK#	PREMIUM PLUG	STK#	GAP
EVINRUDE Cont'd							
1998-1995	50 HP	3-CYL.	BPZ8HS-10 ^	3133	---	---	.030"
2003-1999	50 HP	4-STROKE DOHC 815CC	DCPR7E	3932	DCPR7EIX	6046	.030"
2011	50 HP	E50DPLIIS	---	---	IZFR6N-E	4757	.044"
2012	50 HP	E50DPLINC	---	---	IZFR6N-E	4757	.044"
2010	50 HP	E50DPLISD	---	---	IZFR6N-E	4757	.044"
2010	50 HP	E50DPLISF	---	---	IZFR6N-E	4757	.044"
2008	50 HP	E50DPLSCB	---	---	IZFR6N-E	4757	.032"
2006	50 HP	E50DPLSDA	---	---	IZFR6N-E	4757	.032"
2009	50 HP	E50DPLSEE	---	---	IZFR6N-E	4757	.032"
2005	50 HP	E50DPLSOR	---	---	PZFR6H	7696	.032"
2007	50 HP	E50DPLSUM	---	---	IZFR6N-E	4757	.032"
2011	50 HP	E50DSLIIA	---	---	IZFR6N-E	4757	.044"
2012	50 HP	E50DSLINM	---	---	IZFR6N-E	4757	.044"
2010	50 HP	E50DSLISF	---	---	IZFR6N-E	4757	.044"
2010	50 HP	E50DSLISR	---	---	IZFR6N-E	4757	.044"
2008	50 HP	E50DSLSCS	---	---	IZFR6N-E	4757	.032"
2009	50 HP	E50DSLSEC	---	---	IZFR6N-E	4757	.032"
2011	50 HP	E50DTLIIA	---	---	IZFR6N-E	4757	.044"
2012	50 HP	E50DTLINM	---	---	IZFR6N-E	4757	.044"
2010	50 HP	E50DTLISF	---	---	IZFR6N-E	4757	.044"
2010	50 HP	E50DTLISR	---	---	IZFR6N-E	4757	.044"
2008	50 HP	E50DTLSCS	---	---	IZFR6N-E	4757	.032"
2009	50 HP	E50DTLSEC	---	---	IZFR6N-E	4757	.032"
1988-1980	48 HP	2-CYL.	BZ7HS-10	3579	---	---	.030"
1997-1989	48 HP	2-CYL.	BPZ8HS-10 ^	3133	---	---	.030"
1997-1994	48 HP	2-CYL.	BPZ8HS-10 ^	3133	---	---	.030"
1990-1986	45 HP	COM	BUZHW-2	2173	---	---	---
2003-1991	45 HP	COM	BUHXW-1	5526	---	---	---
1971-1956	40 HP		BR6S	3522	---	---	.030"
1971-1965	40 HP		BR6S	3522	---	---	.030"
1973-1960	40 HP		BR6S	3522	---	---	.030"
1976-1974	40 HP		BR7HS ^	4122	BR7HIX	7067	.030"
2003-1999	40 HP		DCPR7E	3932	DCPR7EIX	6046	.030"
1988-1980	40 HP	2-CYL.	BZ7HS-10	3579	---	---	.030"
1998-1989	40 HP	2-CYL.	BPZ8HS-10 ^	3133	---	---	.030"
2003-1984	40 HP	3-CYL.	BUHXW-1	5526	---	---	---
1973-1969	40 HP	40E, 40EL, 40R, 40RL	BR6S	3522	---	---	.030"
1974	40 HP	40E, 40EL, 40R, 40RL	BZ7HS-10	3579	---	---	.030"
1976-1975	40 HP	40E, 40EL, 40R, 40RL	BZ7HS-10	3579	---	---	.030"
1970-1951	40 HP	BIGWIN	B8S	3810	---	---	.030"
1990-1981	40 HP	COM 43 CID	BR7HS ^	4122	BR7HIX	7067	.030"
2006	40 HP	E40DELSDA	---	---	IZFR6N-E	4757	.032"
2005	40 HP	E40DELSOR	---	---	PZFR6H	7696	.032"
2012	40 HP	E40DHLINS	---	---	IZFR6N-E	4757	.044"
2012	40 HP	E40DHSLINS	---	---	IZFR6N-E	4757	.044"
2008	40 HP	E40DP	---	---	IZFR6N-E	4757	.032"
2011	40 HP	E40DPLIIS	---	---	IZFR6N-E	4757	.044"
2012	40 HP	E40DPLINC	---	---	IZFR6N-E	4757	.044"
2010	40 HP	E40DPLISD	---	---	IZFR6N-E	4757	.044"
2010	40 HP	E40DPLISF	---	---	IZFR6N-E	4757	.044"
2006	40 HP	E40DPLSDA	---	---	IZFR6N-E	4757	.032"
2009	40 HP	E40DPLSEE	---	---	IZFR6N-E	4757	.032"
2005	40 HP	E40DPLSOR	---	---	PZFR6H	7696	.032"
2007	40 HP	E40DPLSUM	---	---	IZFR6N-E	4757	.032"
2011	40 HP	E40DRLIIS	---	---	IZFR6N-E	4757	.044"
2012	40 HP	E40DRLINC	---	---	IZFR6N-E	4757	.044"

Outboard Engines

Denotes Original Equipment

^ Available in Blister Pack (see page 6)

Note: Due to different operating or engine conditions an alternate heat range plug maybe required.

MAKE/YR	ENGINE	MODEL NOTES	REGULAR PLUG	STK#	PREMIUM PLUG	STK#	GAP
EVINRUDE Cont'd							
2010	40 HP	E40DRLISD	---	---	IZFR6N-E	4757	.044"
2010	40 HP	E40DRLISF	---	---	IZFR6N-E	4757	.044"
2008	40 HP	E40DRLSCB	---	---	IZFR6N-E	4757	.032"
2006	40 HP	E40DRLSDA	---	---	IZFR6N-E	4757	.032"
2009	40 HP	E40DRLSEE	---	---	IZFR6N-E	4757	.032"
2005	40 HP	E40DRLSOR	---	---	PZFR6H	7696	.032"
2007	40 HP	E40DRLSUM	---	---	IZFR6N-E	4757	.032"
2011	40 HP	E40DSLIIA	---	---	IZFR6N-E	4757	.044"
2012	40 HP	E40DSLINM	---	---	IZFR6N-E	4757	.044"
2010	40 HP	E40DSLISF	---	---	IZFR6N-E	4757	.044"
2010	40 HP	E40DSLISR	---	---	IZFR6N-E	4757	.044"
2008	40 HP	E40DSLSCS	---	---	IZFR6N-E	4757	.032"
2009	40 HP	E40DSLSEC	---	---	IZFR6N-E	4757	.032"
2011	40 HP	E40DTLIIA	---	---	IZFR6N-E	4757	.044"
2012	40 HP	E40DTLINM	---	---	IZFR6N-E	4757	.044"
2010	40 HP	E40DTLISF	---	---	IZFR6N-E	4757	.044"
2010	40 HP	E40DTLISR	---	---	IZFR6N-E	4757	.044"
2008	40 HP	E40DTLSCS	---	---	IZFR6N-E	4757	.032"
1976	35 HP		BZ7HS-10	3579	---	---	.030"
2001-1993	35 HP		BPZ8HS-10 ^	3133	---	---	.030"
1959-1957	35 HP	2-CYL.	BR6S	3522	---	---	.030"
2001-1995	35 HP	2-CYL.	BR6HS ^	3922	BR6HIX	3419	.030"
1997-1977	35 HP	4-STROKE	BZ7HS-10	3579	---	---	.030"
1970-1951	35 HP	BIGWIN	B8S	3810	---	---	.030"
1971-1965	33 HP		BR6S	3522	---	---	.030"
1971-1956	30 HP		BR6S	3522	---	---	.030"
1998-1978	30 HP		BR7HS ^	4122	BR7HIX	7067	.030"
2003-2000	30 HP		DCPR7E	3932	DCPR7EIX	6046	.030"
1970-1951	30 HP	BIGWIN	B8S	3810	---	---	.030"
2011	30 HP	E30DELIH	---	---	IZFR6N-E	4757	.044"
2011	30 HP	E30DELIIR	---	---	IZFR6N-E	4757	.044"
2012	30 HP	E30DELINA	---	---	IZFR6N-E	4757	.044"
2010	30 HP	E30DELISC	---	---	IZFR6N-E	4757	.044"
2009	30 HP	E30DELSES	---	---	IZFR6N-E	4757	.032"
2011	30 HP	E30DPLIHH	---	---	IZFR6N-E	4757	.044"
2011	30 HP	E30DPLIIR	---	---	IZFR6N-E	4757	.044"
2012	30 HP	E30DPLINA	---	---	IZFR6N-E	4757	.044"
2010	30 HP	E30DPLISC	---	---	IZFR6N-E	4757	.044"
2009	30 HP	E30DPLSES	---	---	IZFR6N-E	4757	.032"
2011	30 HP	E30DPSLIHH	---	---	IZFR6N-E	4757	.044"
2011	30 HP	E30DPSLIIS	---	---	IZFR6N-E	4757	.044"
2012	30 HP	E30DPSLINC	---	---	IZFR6N-E	4757	.044"
2011	30 HP	E30DRIIG	---	---	IZFR6N-E	4757	.044"
2011	30 HP	E30DRIIH	---	---	IZFR6N-E	4757	.044"
2011	30 HP	E30DRIIR	---	---	IZFR6N-E	4757	.044"
2012	30 HP	E30DRINA	---	---	IZFR6N-E	4757	.044"
2010	30 HP	E30DRISC	---	---	IZFR6N-E	4757	.044"
2011	30 HP	E30DRLIIG	---	---	IZFR6N-E	4757	.044"
2011	30 HP	E30DRLIHH	---	---	IZFR6N-E	4757	.044"
2011	30 HP	E30DRLIIR	---	---	IZFR6N-E	4757	.044"
2012	30 HP	E30DRLINA	---	---	IZFR6N-E	4757	.044"
2010	30 HP	E30DRLISC	---	---	IZFR6N-E	4757	.044"
2009	30 HP	E30DRLSES	---	---	IZFR6N-E	4757	.032"
2009	30 HP	E30DRSES	---	---	IZFR6N-E	4757	.032"
2011	30 HP	E30DRSIHH	---	---	IZFR6N-E	4757	.044"
2011	30 HP	E30DRSIIS	---	---	IZFR6N-E	4757	.044"



Denotes Original Equipment
 ^ Available in Blister Pack (see page 6)

Note: Due to different operating or engine conditions an alternate heat range plug maybe required.

MAKE/YR	ENGINE	MODEL NOTES	REGULAR PLUG	STK#	PREMIUM PLUG	STK#	GAP
EVINRUDE Cont'd							
2012	30 HP	E30DRSINC	---	---	IZFR6N-E	4757	.044"
2011	30 HP	E30DRSLIIH	---	---	IZFR6N-E	4757	.044"
2011	30 HP	E30DRSLIIS	---	---	IZFR6N-E	4757	.044"
2012	30 HP	E30DRSLINC	---	---	IZFR6N-E	4757	.044"
2011	30 HP	E30DETELIH	---	---	IZFR6N-E	4757	.044"
2011	30 HP	E30DETELIIR	---	---	IZFR6N-E	4757	.044"
2012	30 HP	E30DETELINA	---	---	IZFR6N-E	4757	.044"
2010	30 HP	E30DETELISC	---	---	IZFR6N-E	4757	.044"
2009	30 HP	E30DETELSES	---	---	IZFR6N-E	4757	.032"
2011	30 HP	E30DTLIIH	---	---	IZFR6N-E	4757	.044"
2011	30 HP	E30DTLIIR	---	---	IZFR6N-E	4757	.044"
2012	30 HP	E30DTLINA	---	---	IZFR6N-E	4757	.044"
2010	30 HP	E30DTLISC	---	---	IZFR6N-E	4757	.044"
2009	30 HP	E30DTLSES	---	---	IZFR6N-E	4757	.032"
2011	30 HP	E30DTSLIIH	---	---	IZFR6N-E	4757	.044"
2011	30 HP	E30DTSLIIS	---	---	IZFR6N-E	4757	.044"
2012	30 HP	E30DTSLINC	---	---	IZFR6N-E	4757	.044"
2011	30 HP	E30TESLIH	---	---	IZFR6N-E	4757	.044"
2011	30 HP	E30TESLIIS	---	---	IZFR6N-E	4757	.044"
2012	30 HP	E30TESLINC	---	---	IZFR6N-E	4757	.044"
1964-1962	28 HP		BR6S	3522	---	---	.030"
1997-1978	28 HP		BR7HS ^	4122	BR7HIX	7067	.030"
2003-1992	28 HP	28 JET	BPZ8HS-10 ^	3133	---	---	.030"
1977	25 HP		BR7HS ^	4122	BR7HIX	7067	.030"
1955-1952	25 HP		BR6S	3522	---	---	.030"
1976-1969	25 HP		BR6S	3522	---	---	.030"
1972-1969	25 HP	20R, 25R	BR6S	3522	---	---	.030"
1972-1971	25 HP	20RL, 25RL	BR6S	3522	---	---	.030"
1976-1972	25 HP	25E, 25EL	BR6S	3522	---	---	.030"
1976-1973	25 HP	25R, 25RL	BR6S	3522	---	---	.030"
1998-1977	25 HP	2-CYL.	BR7HS ^	4122	BR7HIX	7067	.030"
1998-1995	25 HP	3-CYL.	BR6HS ^	3922	BR6HIX	3419	.030"
2001-2000	25 HP	4-STROKE	DCPR7E	3932	DCPR7EIX	6046	.030"
1970-1951	25 HP	BIGWIN	B8S	3810	---	---	.030"
1998-1981	25 HP	COM	BUHXW-1	5526	---	---	---
2001-1999	25 HP	COMMERCIAL	BUHXW-1	5526	---	---	---
2011	25 HP	E25DELIH	---	---	IZFR6N-E	4757	.044"
2011	25 HP	E25DELIIR	---	---	IZFR6N-E	4757	.044"
2012	25 HP	E25DELINA	---	---	IZFR6N-E	4757	.044"
2010	25 HP	E25DELISC	---	---	IZFR6N-E	4757	.044"
2009	25 HP	E25DELSES	---	---	IZFR6N-E	4757	.032"
2011	25 HP	E25DPLIIG	---	---	IZFR6N-E	4757	.044"
2011	25 HP	E25DPLIIH	---	---	IZFR6N-E	4757	.044"
2011	25 HP	E25DPLIIR	---	---	IZFR6N-E	4757	.044"
2012	25 HP	E25DPLINA	---	---	IZFR6N-E	4757	.044"
2010	25 HP	E25DPLISC	---	---	IZFR6N-E	4757	.044"
2009	25 HP	E25DPLSES	---	---	IZFR6N-E	4757	.032"
2011	25 HP	E25DPSLIH	---	---	IZFR6N-E	4757	.044"
2011	25 HP	E25DPSLIIS	---	---	IZFR6N-E	4757	.044"
2012	25 HP	E25DPSLINC	---	---	IZFR6N-E	4757	.044"
2011	25 HP	E25DRIIH	---	---	IZFR6N-E	4757	.044"
2011	25 HP	E25DRIIR	---	---	IZFR6N-E	4757	.044"
2012	25 HP	E25DRINA	---	---	IZFR6N-E	4757	.044"
2010	25 HP	E25DRISC	---	---	IZFR6N-E	4757	.044"
2011	25 HP	E25DRLIIH	---	---	IZFR6N-E	4757	.044"
2011	25 HP	E25DRLIIR	---	---	IZFR6N-E	4757	.044"

Outboard Engines

Denotes Original Equipment

^ Available in Blister Pack (see page 6)

Note: Due to different operating or engine conditions an alternate heat range plug maybe required.

MAKE/YR	ENGINE	MODEL NOTES	REGULAR PLUG	STK#	PREMIUM PLUG	STK#	GAP
EVINRUDE Cont'd							
2012	25 HP	E25DRLINA	---	---	IZFR6N-E	4757	.044"
2010	25 HP	E25DRLISC	---	---	IZFR6N-E	4757	.044"
2009	25 HP	E25DRLSES	---	---	IZFR6N-E	4757	.032"
2009	25 HP	E25DRSES	---	---	IZFR6N-E	4757	.032"
2011	25 HP	E25DRSIIH	---	---	IZFR6N-E	4757	.044"
2011	25 HP	E25DRSIIS	---	---	IZFR6N-E	4757	.044"
2012	25 HP	E25DRSINC	---	---	IZFR6N-E	4757	.044"
2011	25 HP	E25DRSLIIH	---	---	IZFR6N-E	4757	.044"
2011	25 HP	E25DRSLIIS	---	---	IZFR6N-E	4757	.044"
2012	25 HP	E25DRSLINC	---	---	IZFR6N-E	4757	.044"
2011	25 HP	E25DTEIIG	---	---	IZFR6N-E	4757	.044"
2011	25 HP	E25DTEIIH	---	---	IZFR6N-E	4757	.044"
2011	25 HP	E25DTEIIR	---	---	IZFR6N-E	4757	.044"
2012	25 HP	E25DTEINA	---	---	IZFR6N-E	4757	.044"
2010	25 HP	E25DTEISC	---	---	IZFR6N-E	4757	.044"
2011	25 HP	E25DTELIH	---	---	IZFR6N-E	4757	.044"
2011	25 HP	E25DTELIIR	---	---	IZFR6N-E	4757	.044"
2012	25 HP	E25DTELINA	---	---	IZFR6N-E	4757	.044"
2010	25 HP	E25DTELISC	---	---	IZFR6N-E	4757	.044"
2009	25 HP	E25DTELSES	---	---	IZFR6N-E	4757	.032"
2009	25 HP	E25DTESESES	---	---	IZFR6N-E	4757	.032"
2011	25 HP	E25DTLIIH	---	---	IZFR6N-E	4757	.044"
2011	25 HP	E25DTLIIR	---	---	IZFR6N-E	4757	.044"
2012	25 HP	E25DTLINA	---	---	IZFR6N-E	4757	.044"
2010	25 HP	E25DTLISC	---	---	IZFR6N-E	4757	.044"
2009	25 HP	E25DTLSES	---	---	IZFR6N-E	4757	.032"
2011	25 HP	E25DTSLIIH	---	---	IZFR6N-E	4757	.044"
2011	25 HP	E25DTSLIIS	---	---	IZFR6N-E	4757	.044"
2012	25 HP	E25DTSLINC	---	---	IZFR6N-E	4757	.044"
2011	25 HP	E25TESLIH	---	---	IZFR6N-E	4757	.044"
2011	25 HP	E25TESLIIS	---	---	IZFR6N-E	4757	.044"
2012	25 HP	E25TESLINC	---	---	IZFR6N-E	4757	.044"
1993-1978	25 HP	EVINRUDE 25	BZ7HS-10	3579	---	---	.030"
1973-1966	20 HP		BR6S	3522	---	---	.030"
1993-1978	20 HP		BR7HS ^	4122	BR7HIX	7067	.030"
1973	20 HP	20R, 20RL	BR6S	3522	---	---	.030"
1972-1969	20 HP	20R, 25R	BR6S	3522	---	---	.030"
1972-1971	20 HP	20RL, 25RL	BR6S	3522	---	---	.030"
1998-1978	20 HP	2-CYL.	BR7HS ^	4122	BR7HIX	7067	.030"
1972-1950	18 HP		BR6S	3522	---	---	.030"
1973-1957	18 HP		BR6S	3522	---	---	.030"
1973-1957	18 HP	FASTWIN	B8S	3810	---	---	.030"
1998-1995	18 HP	JET 2-CYL.	BR7HS ^	4122	BR7HIX	7067	.030"
1958-1956	15 HP		BR6S	3522	---	---	.030"
1976-1974	15 HP		BR7HS ^	4122	BR7HIX	7067	.030"
1992-1977	15 HP		BZ7HS-10	3579	---	---	.030"
1976-1974	15 HP	15E, 15EL, 15R, 15RL	BZ7HS-10	3579	---	---	.030"
1998-1994	15 HP	2-STROKE	BR7HS ^	4122	BR7HIX	7067	.030"
2003-1995	15 HP	4-STROKE OHC 305CC	DCPR7E	3932	DCPR7EIX	6046	.030"
1993-1992	15 HP	COM	BZ7HS-10	3579	---	---	.030"
2001-1994	15 HP	COM	BR7HS ^	4122	BR7HIX	7067	.030"
2011	15 HP	E15DHPLIIC	---	---	IZFR6N-E	4757	.044"
2011	15 HP	E15DHPLIIH	---	---	IZFR6N-E	4757	.044"
2012	15 HP	E15DHPLINR	---	---	IZFR6N-E	4757	.044"
2010	15 HP	E15DHPLISS	---	---	IZFR6N-E	4757	.044"
2011	15 HP	E15DHTLIIC	---	---	IZFR6N-E	4757	.044"



Denotes Original Equipment
 ^ Available in Blister Pack (see page 6)

Note: Due to different operating or engine conditions an alternate heat range plug maybe required.

MAKE/YR	ENGINE	MODEL NOTES	REGULAR PLUG	STK#	PREMIUM PLUG	STK#	GAP
EVINRUDE Cont'd							
2011	15 HP	E15DHTLIH	---	---	IZFR6N-E	4757	.044"
2012	15 HP	E15DHTLINR	---	---	IZFR6N-E	4757	.044"
2010	15 HP	E15DHTLISS	---	---	IZFR6N-E	4757	.044"
2011	15 HP	E15HPSLIH	---	---	IZFR6N-E	4757	.044"
2011	15 HP	E15HPSLIIS	---	---	IZFR6N-E	4757	.044"
2012	15 HP	E15HPSLINC	---	---	IZFR6N-E	4757	.044"
2012	15 HP	E15HPSXINC	---	---	IZFR6N-E	4757	.044"
2011	15 HP	E15HTSLIHH	---	---	IZFR6N-E	4757	.044"
2011	15 HP	E15HTSLIIS	---	---	IZFR6N-E	4757	.044"
2012	15 HP	E15HTSLINC	---	---	IZFR6N-E	4757	.044"
2012	15 HP	E15HTSXINC	---	---	IZFR6N-E	4757	.044"
1979-1978	15 HP	EVINRUDE 15	BUHW-2 ^	5626	---	---	---
1998-1995	15 HP	KERO	BUHXW-1	5526	---	---	.030"
1972-1950	14 HP		BR6S	3522	---	---	.030"
1989-1988	14 HP		BZ7HS-10	3579	---	---	.030"
1981	14 HP	COM	BUHW-2 ^	5626	---	---	---
1991-1982	14 HP	COM	BZ7HS-10	3579	---	---	.030"
1963-1952	10 HP		BR6S	3522	---	---	.030"
1976-1975	10 HP	10E, 10EL	BZ7HS-10	3579	---	---	.030"
1976-1975	10 HP	10R, 10RL	BZ7HS-10	3579	---	---	.030"
1982-1981	10 HP	COM	BUHW-2 ^	5626	---	---	---
1993-1992	10 HP	COM	BZ7HS-10	3579	---	---	.030"
2003-1994	10 HP	COM	BR7HS ^	4122	BR7HIX	7067	.030"
1973-1956	10 HP	SPORTWIN	BR6S	3522	---	---	.030"
1976-1974	9.9 HP		BR7HS ^	4122	BR7HIX	7067	.030"
2001-1977	9.9 HP	2-STROKE	BR7HS ^	4122	BR7HIX	7067	.030"
1998-1996	9.9 HP	4-STROKE 211CC	DR6HS	4823	---	---	.027"
2003-2002	9.9 HP	4-STROKE OHC 302CC	DCPR7E	3932	DCPR7EIX	6046	.030"
2003-1995	9.9 HP	4-STROKE OHC 305CC	DCPR7E	3932	DCPR7EIX	6046	.030"
1979-1978	9.9 HP	EVINRUDE 9.9	BUHW-2 ^	5626	---	---	---
1949-1942	9.7 HP		AB-6	2910	---	---	.030"
1973-1952	9.5 HP		BR6S	3522	---	---	.030"
1973-1956	9.5 HP	SPORTWIN	BR6S	3522	---	---	.030"
1974	9 HP	9R, 9RL, 9EL	BZ7HS-10	3579	---	---	.030"
1998-1977	8 HP	2-STROKE	BR6HS ^	3922	BR6HIX	3419	.030"
2003-1996	8 HP	4-STROKE OHC 211CC	DR6HS	4823	---	---	.030"
1998-1977	8 HP	COM	BR6HS ^	3922	BR6HIX	3419	.030"
1958-1952	7.5 HP		BR6S	3522	---	---	.030"
1997-1977	7.5 HP		BR6HS ^	3922	BR6HIX	3419	.030"
1993-1981	6.5 HP	COM	BR6HS ^	3922	BR6HIX	3419	.030"
1976-1965	6 HP		BR6S	3522	---	---	.030"
1976-1975	6 HP		BR6S	3522	---	---	.030"
1998-1977	6 HP	2-STROKE	BR6HS ^	3922	BR6HIX	3419	.030"
2003-1997	6 HP	4-STROKE OHC 128CC	DR6HS	4823	---	---	.027"
1976-1971	6 HP	6R, 6RL	BR6S	3522	---	---	.030"
1979-1978	6 HP	EVINRUDE 6	BUHW-2 ^	5626	---	---	---
1974-1956	6 HP	FISHERMAN	BR6S	3522	---	---	.030"
1964-1956	5.5 HP		BR6S	3522	---	---	.030"
1974-1956	5.5 HP	FISHERMAN	BR6S	3522	---	---	.030"
1974-1952	5.2 HP	LIGHTWIN	BR6S	3522	---	---	.030"
1998	5 HP		BZ7HS-10	3579	---	---	.030"
1997-1990	5 HP		BR6HS ^	3922	BR6HIX	3419	.030"
2003-1997	5 HP	4-STROKE OHC 128CC	DR6HS	4823	---	---	.027"
1968-1965	5 HP	ANGLER	BR6S	3522	---	---	.030"
1985-1980	4.5 HP		BR6HS ^	3922	BR6HIX	3419	.030"
1984-1981	4 HP		BZ7HS-10	3579	---	---	.030"

Outboard Engines

Denotes Original Equipment

^ Available in Blister Pack (see page 6)

Note: Due to different operating or engine conditions an alternate heat range plug maybe required.

MAKE/YR	ENGINE	MODEL NOTES	REGULAR PLUG	STK#	PREMIUM PLUG	STK#	GAP
EVINRUDE Cont'd							
1987-1977	4 HP		BR6HS ^	3922	BR6HIX	3419	.030"
1998-1989	4 HP	2-CYL.	BR6HS ^	3922	BR6HIX	3419	.030"
1976-1969	4 HP	4R, 4W	BR6S	3522	---	---	.030"
1988-1987	4 HP	ULTRA, EXCEL	BZ7HS-10	3579	---	---	.030"
1967-1958	4 HP	V4, V4A, V4M	BR6S	3522	---	---	.030"
1967-1958	4 HP	V4S, VX, VXH	BR6S	3522	---	---	.030"
1974-1964	4 HP	YACHTWIN	BR6S	3522	---	---	.030"
1974-1964	3.4 HP	YACHTWIN	BR6S	3522	---	---	.030"
1951-1948	3.3 HP		BR6S	3522	---	---	.030"
2003-1991	3.3 HP	1-CYL.	BPR6HS	7022	BPR6HIX	4085	.030"
1999	3 HP		BZ7HS-10	3579	---	---	.030"
1968-1952	3 HP		BR6S	3522	---	---	.030"
1997-1989	3 HP	2-CYL.	BR6HS ^	3922	BR6HIX	3419	.030"
1974-1952	3 HP	LIGHTWIN	BR6S	3522	---	---	.030"
1988-1987	2.5 HP		BZ7HS-10	3579	---	---	.030"
1997-1991	2.3 HP		BPR6HS	7022	BPR6HIX	4085	.030"
1999-1998	2.3 HP		BZ7HS-10	3579	---	---	.030"
1970-1968	2 HP		BR6S	3522	---	---	.030"
1998-1991	2 HP	1-CYL.	BPR6HS	7022	BPR6HIX	4085	.030"
1984-1971	2 HP	2R	BR6S	3522	---	---	.030"
1970-1966	2 HP	AQUANAUT DIVING UNIT	BM4A SLD	4000	---	---	.030"
2001-2000	2 HP	COMMERCIAL	BZ7HS-10	3579	---	---	.030"
1990-1971	2 HP	JR., COLT	BR6S	3522	---	---	.030"
1970-1968	1.5 HP		BR6S	3522	---	---	.030"
1990-1986	1.2 HP	MAGNETO	BR6S	3522	---	---	.030"
1947-1946	1.1 HP		B-4L	3112	---	---	.030"
1970-1968	1 HP	1R	BR6S	3522	---	---	.030"
1950-1939		18MM HEADS	AB-6	2910	---	---	.030"
1986-1985		3.6L	BZ7HS-10	3579	---	---	.030"
		AIR BOUY DIVING UNIT	BM4A SLD	4000	---	---	.024"
1968-1954		CD, JH	BR6S	3522	---	---	.030"
1968-1956		FD, FDE	BR6S	3522	---	---	.030"
1968-1967		JHF, JWF	BR6S	3522	---	---	.030"
1968-1952		JW	BR6S	3522	---	---	.030"
1968-1965		LD	BR6S	3522	---	---	.030"
1968-1964		MQ	BR6S	3522	---	---	.030"
1968-1951		RD, RDE, RDDS, RJE, RK	BR6S	3522	---	---	.030"
1968-1962		RX	BR6S	3522	---	---	.030"
1968-1965		RXE	BR6S	3522	---	---	.030"
1968		SC	BR6S	3522	---	---	.030"
1966-1952		TN, AD, QD, V4H, V4ML	BR6S	3522	---	---	.030"
EXPLORER							
1984-1981	15 HP		XR5	3332	XR5IX	7355	.030"
1984-1981	9.9 HP		XR5	3332	XR5IX	7355	.030"
1984-1981	7.5 HP		XR5	3332	XR5IX	7355	.030"
1984-1981	5 HP		XR5	3332	XR5IX	7355	.030"
1984-1981	3.5 HP		XR5	3332	XR5IX	7355	.030"
FORCE (U.S. MARINE)							
1991-1989	150 HP	W/PRESOLITE IGN.	BUHX	2522	---	---	---
1994-1991	150 HP	W/THUNDERBOLT IGN.	BUZHW	2147	---	---	---
1989-1983	125 HP		BUHX	2522	---	---	---
1991-1990	120 HP	W/PRESOLITE IGN.	BUHX	2522	---	---	---
1999-1991	120 HP	W/THUNDERBOLT IGN.	BUZHW	2147	---	---	---
1991-1990	90 HP	W/PRESOLITE IGN.	BUHX	2522	---	---	---
1999-1991	90 HP	W/THUNDERBOLT IGN.	BUZHW	2147	---	---	---
1989-1983	85 HP		BUHX	2522	---	---	---



Denotes Original Equipment
 ^ Available in Blister Pack (see page 6)

Note: Due to different operating or engine conditions an alternate heat range plug maybe required.

MAKE/YR	ENGINE	MODEL NOTES	REGULAR PLUG	STK#	PREMIUM PLUG	STK#	GAP
FORCE (U.S. MARINE) Cont'd							
1999-1996	75 HP		BUZHW	2147	---	---	---
1995-1991	70 HP	W/THUNDERBOLT IGN.	BUZHW	2147	---	---	---
1985	60 HP		BUZHW	2147	---	---	---
1987-1984	50 HP		BR7HS ^	4122	BR7HIX	7067	.030"
1991-1988	50 HP	W/PRESOLITE IGN.	BUHX	2522	---	---	---
1999-1991	50 HP	W/THUNDERBOLT IGN.	BUZHW	2147	---	---	---
1999-1992	40 HP		BUZHW	2147	---	---	---
1991-1986	35 HP		BR6HS-10	1090	---	---	.040"
1999-1996	25 HP		BPR7HS ^	6422	BPR7HIX	5944	.036"
1999-1984	15 HP		BPR7HS ^	6422	BPR7HIX	5944	.030"
1999-1984	9.9 HP		BPR6HS	7022	BPR6HIX	4085	.030"
1985	7.5 HP		BR6HS ^	3922	BR6HIX	3419	.030"
1999-1988	5 HP		BPR6HS	7022	BPR6HIX	4085	.030"
1987-1984	4 HP		BR6HS ^	3922	BR6HIX	3419	.030"
1994-1990	3 HP		BP6HS-10 #	6326	---	---	.040"
HONDA							
	250 HP	BF250A, SERIAL #(blank)	---	---	IZFR6K-11E #	6748	.044"
	225 HP	BF225A2, SERIAL #BAGJ-1000001-1099999	---	---	IZFR6F11 #	4095	.044"
	225 HP	BF225A2, SERIAL #BAHJ-1000001-1099999	---	---	IZFR6F11 #	4095	.044"
	225 HP	BF225A3, SERIAL #BAGJ-1100001-1199999	---	---	IZFR6F11 #	4095	.044"
	225 HP	BF225A3, SERIAL #BAGJ-1200001-1299999	---	---	IZFR6F11 #	4095	.044"
	225 HP	BF225A3, SERIAL #BAHJ-1100001-1199999	---	---	IZFR6F11 #	4095	.044"
	225 HP	BF225A4, SERIAL #BAGJ-1200001-1299999	---	---	IZFR6F11 #	4095	.044"
	225 HP	BF225A4, SERIAL #BAHJ-1200001-1299999	---	---	IZFR6F11 #	4095	.044"
	225 HP	BF225A5, SERIAL #BAGJ-1300001-1399999	---	---	IZFR6F11 #	4095	.044"
	225 HP	BF225A5, SERIAL #BAHJ-1300001-1399999	---	---	IZFR6F11 #	4095	.044"
	225 HP	BF225A6, SERIAL #BAGJ-1400001-1499999	---	---	IZFR6F11 #	4095	.044"
	225 HP	BF225A6, SERIAL #BAHJ-1400001-1499999	---	---	IZFR6F11 #	4095	.044"
	225 HP	BF225AK0, SERIAL #BAGJ-1500001-9999999	---	---	IZFR6F11 #	4095	.044"
	225 HP	BF225AK0, SERIAL #BAHJ-1500001-9999999	---	---	IZFR6F11 #	4095	.044"
	225 HP	BF225AK1, SERIAL #BAGJ-1600001-9999999	---	---	IZFR6F11 #	4095	.044"
	225 HP	BF225AK1, SERIAL #BAHJ-1600001-9999999	---	---	IZFR6F11 #	4095	.044"
	225 HP	BF225AK2, SERIAL #BAGJ-1700001-1799999	---	---	IZFR6F11 #	4095	.044"
	225 HP	BF225AK2, SERIAL #BAHJ-1700001-1799999	---	---	IZFR6F11 #	4095	.044"
	225 HP	BF225AK3, SERIAL #BAGJ-1800001-9999999	---	---	IZFR6K-11E #	6748	.044"
	225 HP	BF225AK3, SERIAL #BAHJ-1800001-9999999	---	---	IZFR6K-11E #	6748	.044"
	220 HP	BF220	---	---	IZFR6F-11 #	4095	.044"
	200 HP	BF200A2, SERIAL #BAEJ-1000001-1099999	---	---	IZFR6F11 #	4095	.044"
	200 HP	BF200A2, SERIAL #BAFJ-1000001-1099999	---	---	IZFR6F11 #	4095	.044"
	200 HP	BF200A3, SERIAL #BAEJ-1100001-1199999	---	---	IZFR6F11 #	4095	.044"
	200 HP	BF200A3, SERIAL #BAFJ-1100001-1199999	---	---	IZFR6F11 #	4095	.044"
	200 HP	BF200A4, SERIAL #BAEJ-1200001-1299999	---	---	IZFR6F11 #	4095	.044"
	200 HP	BF200A4, SERIAL #BAFJ-1200001-1299999	---	---	IZFR6F11 #	4095	.044"
	200 HP	BF200A5, SERIAL #BAEJ-1300001-1399999	---	---	IZFR6F11 #	4095	.044"
	200 HP	BF200A5, SERIAL #BAFJ-1300001-1399999	---	---	IZFR6F11 #	4095	.044"
	200 HP	BF200A6, SERIAL #BAEJ-1400001-1499999	---	---	IZFR6F11 #	4095	.044"
	200 HP	BF200A6, SERIAL #BAFJ-1400001-1499999	---	---	IZFR6F11 #	4095	.044"
	200 HP	BF200AK0, SERIAL #BAEJ-1500001-9999999	---	---	IZFR6F11 #	4095	.044"
	200 HP	BF200AK0, SERIAL #BAFJ-1500001-9999999	---	---	IZFR6F11 #	4095	.044"
	200 HP	BF200AK1, SERIAL #BAEJ-1600001-9999999	---	---	IZFR6F11 #	4095	.044"
	200 HP	BF200AK1, SERIAL #BAFJ-1600001-9999999	---	---	IZFR6F11 #	4095	.044"
	200 HP	BF200AK2, SERIAL #BAEJ-1700001-1799999	---	---	IZFR6F11 #	4095	.044"
	200 HP	BF200AK2, SERIAL #BAFJ-1700001-1799999	---	---	IZFR6F11 #	4095	.044"
	200 HP	BF200AK3, SERIAL #BAEJ-1800001-9999999	---	---	IZFR6K-11E #	6748	.044"
	200 HP	BF200AK3, SERIAL #BAFJ-1800001-9999999	---	---	IZFR6K-11E #	6748	.044"
	175 HP	BF175AK1, SERIAL #BAJJ-1300001-9999999	---	---	IZFR6F11 #	4095	.044"

Outboard Engines

Denotes Original Equipment
 ^ Available in Blister Pack (see page 6)

Note: Due to different operating or engine conditions an alternate heat range plug maybe required.

MAKE/YR	ENGINE	MODEL NOTES	REGULAR PLUG	STK#	PREMIUM PLUG	STK#	GAP
HONDA Cont'd							
	175 HP	BF175AK1, SERIAL #BAKJ-1300001-9999999	---	---	IZFR6F11 #	4095	.044"
	175 HP	BF175AK2, SERIAL #BAJJ-1400001-1499999	---	---	IZFR6F11 #	4095	.044"
	175 HP	BF175AK2, SERIAL #BAKJ-1400001-1499999	---	---	IZFR6F11 #	4095	.044"
	150 HP	BF150A4, SERIAL #BANJ-1000001-1099999	---	---	IZFR6K11 #	6994	.044"
	150 HP	BF150A4, SERIAL #BAPJ-1000001-1099999	---	---	IZFR6K11 #	6994	.044"
	150 HP	BF150A5, SERIAL #BANJ-1100001-1199999	---	---	IZFR6K11 #	6994	.044"
	150 HP	BF150A5, SERIAL #BAPJ-1100001-1199999	---	---	IZFR6K11 #	6994	.044"
	150 HP	BF150A6, SERIAL #BANJ-1200001-1299999	---	---	IZFR6K11 #	6994	.044"
	150 HP	BF150A6, SERIAL #BAPJ-1200001-1299999	---	---	IZFR6K11 #	6994	.044"
	150 HP	BF150AK0, SERIAL #BANJ-1300001-9999999	---	---	IZFR6K11 #	6994	.044"
	150 HP	BF150AK0, SERIAL #BAPJ-1300001-9999999	---	---	IZFR6K11 #	6994	.044"
	150 HP	BF150AK2, SERIAL #BANJ-1400001-9999999	---	---	IZFR6K11 #	6994	.044"
	150 HP	BF150AK2, SERIAL #BAPJ-1400001-9999999	---	---	IZFR6K11 #	6994	.044"
	135 HP	BF135A4, SERIAL #BARJ-1000001-1099999	---	---	IZFR6K11 #	6994	.044"
	135 HP	BF135A4, SERIAL #BASJ-1000001-1099999	---	---	IZFR6K11 #	6994	.044"
	135 HP	BF135A5, SERIAL #BARJ-1100001-1199999	---	---	IZFR6K11 #	6994	.044"
	135 HP	BF135A5, SERIAL #BASJ-1100001-1199999	---	---	IZFR6K11 #	6994	.044"
	135 HP	BF135A6, SERIAL #BARJ-1200001-1299999	---	---	IZFR6K11 #	6994	.044"
	135 HP	BF135A6, SERIAL #BASJ-1200001-1299999	---	---	IZFR6K11 #	6994	.044"
	135 HP	BF135AK0, SERIAL #BARJ-1300001-9999999	---	---	IZFR6K11 #	6994	.044"
	135 HP	BF135AK0, SERIAL #BASJ-1300001-9999999	---	---	IZFR6K11 #	6994	.044"
	135 HP	BF135AK2, SERIAL #BARJ-1400001-9999999	---	---	IZFR6K11 #	6994	.044"
	135 HP	BF135AK2, SERIAL #BASJ-1400001-9999999	---	---	IZFR6K11 #	6994	.044"
	130 HP	BF130A1, SERIAL #BZBE-1200001-1299999	ZFR7F #	5913	---	---	.032"
	130 HP	BF130A1, SERIAL #BZBH-1200001-1299999	ZFR7F #	5913	---	---	.032"
	130 HP	BF130A2, SERIAL #BZBE-1300001-1400000	ZFR7F #	5913	---	---	.032"
	130 HP	BF130A2, SERIAL #BZBH-1300001-1400000	ZFR7F #	5913	---	---	.032"
	130 HP	BF130A3, SERIAL #BZBE-1400001-1499999	ZFR7F #	5913	---	---	.032"
	130 HP	BF130A3, SERIAL #BZBH-1400001-1499999	ZFR7F #	5913	---	---	.032"
	130 HP	BF130A4, SERIAL #BZBE-1500001-1599999	ZFR7F #	5913	---	---	.032"
	130 HP	BF130A4, SERIAL #BZBH-1500001-1599999	ZFR7F #	5913	---	---	.032"
	130 HP	BF130AX, SERIAL #BZBE-1000001-1099999	ZFR7F #	5913	---	---	.032"
	130 HP	BF130AX, SERIAL #BZBH-1000001-1099999	ZFR7F #	5913	---	---	.032"
	130 HP	BF130AY, SERIAL #BZBE-1100001-1199999	ZFR7F #	5913	---	---	.032"
	130 HP	BF130AY, SERIAL #BZBH-1100001-1199999	ZFR7F #	5913	---	---	.032"
	115 HP	BF115A1, SERIAL #BZBD-1200001-1299999	ZFR7F #	5913	---	---	.032"
	115 HP	BF115A1, SERIAL #BZBG-1200001-1299999	ZFR7F #	5913	---	---	.032"
	115 HP	BF115A2, SERIAL #BZBD-1300001-1400000	ZFR7F #	5913	---	---	.032"
	115 HP	BF115A2, SERIAL #BZBG-1300001-1400000	ZFR7F #	5913	---	---	.032"
	115 HP	BF115A3, SERIAL #BZBD-1400001-1499999	ZFR7F #	5913	---	---	.032"
	115 HP	BF115A3, SERIAL #BZBG-1400001-1499999	ZFR7F #	5913	---	---	.032"
	115 HP	BF115A4, SERIAL #BZBD-1500001-1599999	ZFR7F #	5913	---	---	.032"
	115 HP	BF115A4, SERIAL #BZBG-1500001-1599999	ZFR7F #	5913	---	---	.032"
	115 HP	BF115A5, SERIAL #BZBD-1600001-1699999	ZFR7F #	5913	---	---	.032"
	115 HP	BF115A5, SERIAL #BZBG-1600001-1699999	ZFR7F #	5913	---	---	.032"
	115 HP	BF115A6, SERIAL #BZBD-1700001-1799999	ZFR7F #	5913	---	---	.032"
	115 HP	BF115A6, SERIAL #BZBG-1700001-1799999	ZFR7F #	5913	---	---	.032"
	115 HP	BF115AK0, SERIAL #BZBD-1800001-9999999	ZFR7F #	5913	---	---	.032"
	115 HP	BF115AX, SERIAL #BZBD-1000001-1099999	ZFR7F #	5913	---	---	.032"
	115 HP	BF115AX, SERIAL #BZBG-1000001-1099999	ZFR7F #	5913	---	---	.032"
	115 HP	BF115AY, SERIAL #BZBD-1100001-1199999	ZFR7F #	5913	---	---	.032"
	115 HP	BF115AY, SERIAL #BZBG-1100001-1199999	ZFR7F #	5913	---	---	.032"
	100 HP	BF100A, SERIAL #B100-1200155-1205094	DR5HS #	4623	---	---	.028"
	100 HP	BF100A, SERIAL #B100-1200395-1205254	DR5HS #	4623	---	---	.028"
	100 HP	BF100B, SERIAL #B100L-1300002-1303707	DR5HS #	4623	---	---	.028"
	100 HP	BF100B, SERIAL #B100S-1300001-1303200	DR5HS #	4623	---	---	.028"



Denotes Original Equipment
 ^ Available in Blister Pack (see page 6)

Note: Due to different operating or engine conditions an alternate heat range plug maybe required.

MAKE/YR	ENGINE	MODEL NOTES	REGULAR PLUG	STK#	PREMIUM PLUG	STK#	GAP
HONDA Cont'd							
	100 HP	BF100C, SERIAL #B100L-1400001-1500000	DR5HS #	4623	---	---	.028"
	100 HP	BF100C, SERIAL #B100S-1400001-1500000	DR5HS #	4623	---	---	.028"
	100 HP	BF100D, SERIAL #B100L-1500001-1600000	DR5HS #	4623	---	---	.028"
	100 HP	BF100D, SERIAL #B100S-1500001-1600000	DR5HS #	4623	---	---	.028"
	90 HP	BF90A1, SERIAL #BBBL-4400001-4499999	DR7EA #	7839	DR7EIX	5686	.028"
	90 HP	BF90A2, SERIAL #BBBL-4410001-4499999	DR7EA #	7839	DR7EIX	5686	.028"
	90 HP	BF90A3, SERIAL #BBBL-4500001-4599999	DR7EA #	7839	DR7EIX	5686	.028"
	90 HP	BF90A4, SERIAL #BBBL-4600001-4699999	DR7EA #	7839	DR7EIX	5686	.028"
	90 HP	BF90A5, SERIAL #BBBL-4700001-4799999	DR7EA #	7839	DR7EIX	5686	.028"
	90 HP	BF90A6, SERIAL #BBBL-4800001-4999999	DR7EA #	7839	DR7EIX	5686	.028"
	90 HP	BF90AT, SERIAL #BBBL-1000001-2999999	DR7EA #	7839	DR7EIX	5686	.028"
	90 HP	BF90AT, SERIAL #BBBU-1000001-2999999	DR7EA #	7839	DR7EIX	5686	.028"
	90 HP	BF90AW, SERIAL #BBBJ-3000001-4000000	DR7EA #	7839	DR7EIX	5686	.028"
	90 HP	BF90AW, SERIAL #BBBL-3000001-4000000	DR7EA #	7839	DR7EIX	5686	.028"
	90 HP	BF90AW, SERIAL #BBBU-3000001-4000000	DR7EA #	7839	DR7EIX	5686	.028"
	90 HP	BF90AX, SERIAL #BBBJ-4000001-9999999	DR7EA #	7839	DR7EIX	5686	.028"
	90 HP	BF90AX, SERIAL #BBBL-4000001-4200000	DR7EA #	7839	DR7EIX	5686	.028"
	90 HP	BF90AX, SERIAL #BBBU-4000001-9999999	DR7EA #	7839	DR7EIX	5686	.028"
	90 HP	BF90AY, SERIAL #BBBL-4200001-4400000	DR7EA #	7839	DR7EIX	5686	.028"
	90 HP	BF90DK0, SERIAL #BBCJ-1000001-9999999	---	---	IZFR6K-11E #	6748	.044"
	90 HP	BF90DK2, SERIAL #BCJ-1100001-9999999	---	---	IZFR6K-11E #	6748	.044"
	90 HP	BF90DK4, SERIAL #BBCJ-1300001-9999999	---	---	IZFR6K-11E #	6748	.044"
	75 HP	BF75A, SERIAL #BF75-1200185-1205094	DR5HS #	4623	---	---	.028"
	75 HP	BF75A, SERIAL #BF75-1200425-1205254	DR5HS #	4623	---	---	.028"
	75 HP	BF75A1, SERIAL #BBAL-4400001-4499999	DR7EA #	7839	DR7EIX	5686	.028"
	75 HP	BF75A2, SERIAL #BBAL-4410001-4499999	DR7EA #	7839	DR7EIX	5686	.028"
	75 HP	BF75A3, SERIAL #BBAL-4500001-4599999	DR7EA #	7839	DR7EIX	5686	.028"
	75 HP	BF75A4, SERIAL #BBAL-4600001-4699999	DR7EA #	7839	DR7EIX	5686	.028"
	75 HP	BF75A5, SERIAL #BBAL-4700001-4799999	DR7EA #	7839	DR7EIX	5686	.028"
	75 HP	BF75A6, SERIAL #BBAL-4800001-9999999	DR7EA #	7839	DR7EIX	5686	.028"
	75 HP	BF75AT, SERIAL #BBAL-1000001-2999999	DR7EA #	7839	DR7EIX	5686	.028"
	75 HP	BF75AT, SERIAL #BBAU-1000001-2999999	DR7EA #	7839	DR7EIX	5686	.028"
	75 HP	BF75AW, SERIAL #BBAL-3000001-4000000	DR7EA #	7839	DR7EIX	5686	.028"
	75 HP	BF75AW, SERIAL #BBAU-3000001-9999999	DR7EA #	7839	DR7EIX	5686	.028"
	75 HP	BF75AX, SERIAL #BBAL-4000001-4200000	DR7EA #	7839	DR7EIX	5686	.028"
	75 HP	BF75AY, SERIAL #BBAL-4200001-4400000	DR7EA #	7839	DR7EIX	5686	.028"
	75 HP	BF75B, SERIAL #BF75L-1300002-1301092	DR5HS #	4623	---	---	.028"
	75 HP	BF75B, SERIAL #BF75S-1300001-1301023	DR5HS #	4623	---	---	.028"
	75 HP	BF75C, SERIAL #BF75L-1400002-1500000	DR5HS #	4623	---	---	.028"
	75 HP	BF75C, SERIAL #BF75S-1400001-1500000	DR5HS #	4623	---	---	.028"
	75 HP	BF75D, SERIAL #BF75L-1500001-1600000	DR5HS #	4623	---	---	.028"
	75 HP	BF75D, SERIAL #BF75S-1500001-1600000	DR5HS #	4623	---	---	.028"
	75 HP	BF75DK0, SERIAL #BBAJ-1000001-9999999	---	---	IZFR6K-11E #	6748	.044"
	75 HP	BF75DK2, SERIAL #BBAJ-1100001-9999999	---	---	IZFR6K-11E #	6748	.044"
	75 HP	BF75DK3, SERIAL #BBAJ-1200001-9999999	---	---	IZFR6K-11E #	6748	.044"
	60 HP	BF60A, SERIAL #BBFJ-1000001-9999999	LMAR6C-9 #	1679	---	---	.036"
	60 HP	BF60AK1, SERIAL #BBFJ-1100001-9999999	LMAR6C-9 #	1679	---	---	.036"
	60 HP	BFP60A, SERIAL #BBFJ-8000001-9999999	LMAR6C-9 #	1679	---	---	.036"
	60 HP	BFP60AK1, SERIAL #BBFJ-8100001-9999999	LMAR6C-9 #	1679	---	---	.036"
	50 HP	BF50A, SERIAL #BAZJ-1000001-2000000	DR7EA #	7839	DR7EIX	5686	.028"
	50 HP	BF50A, SERIAL #BAZL-1000001-2000000	DR7EA #	7839	DR7EIX	5686	.028"
	50 HP	BF50A, SERIAL #BAZU-1000001-2000000	DR7EA #	7839	DR7EIX	5686	.028"
	50 HP	BF50A1, SERIAL #BAZS-3210001-3219999	DR7EA #	7839	DR7EIX	5686	.028"
	50 HP	BF50A2, SERIAL #BAZS-3220001-3299999	DR7EA #	7839	DR7EIX	5686	.028"
	50 HP	BF50A3, SERIAL #BAZS-3300001-3399999	DR7EA #	7839	DR7EIX	5686	.028"
	50 HP	BF50A4, SERIAL #BAZS-3400001-3499999	DR7EA #	7839	DR7EIX	5686	.028"

Outboard Engines

Denotes Original Equipment
 ^ Available in Blister Pack (see page 6)

Note: Due to different operating or engine conditions an alternate heat range plug maybe required.

MAKE/YR	ENGINE	MODEL NOTES	REGULAR PLUG	STK#	PREMIUM PLUG	STK#	GAP
HONDA Cont'd							
	50 HP	BF50A5, SERIAL #BAZS-3500001-3599999	DR7EA #	7839	DR7EIX	5686	.028"
	50 HP	BF50A6, SERIAL #BAZS-3600001-3699999	DR7EA #	7839	DR7EIX	5686	.028"
	50 HP	BF50AK0, SERIAL #BAZS-3700001-3799999	DR7EA #	7839	DR7EIX	5686	.028"
	50 HP	BF50AW, SERIAL #BAZJ-2000001-9999999	DR7EA #	7839	DR7EIX	5686	.028"
	50 HP	BF50AW, SERIAL #BAZL-2000001-3000000	DR7EA #	7839	DR7EIX	5686	.028"
	50 HP	BF50AW, SERIAL #BAZU-2000001-3000000	DR7EA #	7839	DR7EIX	5686	.028"
	50 HP	BF50AX, SERIAL #BAZL-3000001-9999999	DR7EA #	7839	DR7EIX	5686	.028"
	50 HP	BF50AX, SERIAL #BAZS-3000001-3200000	DR7EA #	7839	DR7EIX	5686	.028"
	50 HP	BF50AX, SERIAL #BAZU-3000001-9999999	DR7EA #	7839	DR7EIX	5686	.028"
	50 HP	BF50AY, SERIAL #BAZS-3200001-3209999	DR7EA #	7839	DR7EIX	5686	.028"
	50 HP	BF50D, SERIAL #BBEJ-1000001-9999999	DR7EB #	5469	---	---	.028"
	50 HP	BF50DK2, SERIAL #BBEJ-1100001-9999999	DR7EB #	5469	---	---	.028"
	50 HP	BF50F	BPR5ES SLD #	4006	BPR5EIX	6597	.028"
	45 HP	B45	DR5HS #	4623	---	---	.024"
	45 HP	BF45AM, SERIAL #BANU-1000001-9999999	DR7EA #	7839	DR7EIX	5686	.028"
	45 HP	BF45AM, SERIAL #BLAF-1000001-9999999	DR7EA #	7839	DR7EIX	5686	.028"
	45 HP	BF45AM, SERIAL #BSAF-1000001-9999999	DR7EA #	7839	DR7EIX	5686	.028"
	40 HP	BF40A, SERIAL #BAYL-1000001-2000000	DR7EA #	7839	DR7EIX	5686	.028"
	40 HP	BF40A, SERIAL #BAYU-1000001-2000000	DR7EA #	7839	DR7EIX	5686	.028"
	40 HP	BF40A1, SERIAL #BAYS-3210001-3219999	DR7EA #	7839	DR7EIX	5686	.028"
	40 HP	BF40A2, SERIAL #BAYS-3220001-3299999	DR7EA #	7839	DR7EIX	5686	.028"
	40 HP	BF40A2, SERIAL #BAYS-3220001-3399999	DR7EA #	7839	DR7EIX	5686	.028"
	40 HP	BF40A3, SERIAL #BAYS-3300001-3399999	DR7EA #	7839	DR7EIX	5686	.028"
	40 HP	BF40A4, SERIAL #BAYS-3400001-3499999	DR7EA #	7839	DR7EIX	5686	.028"
	40 HP	BF40A5, SERIAL #BAYS-3500001-3599999	DR7EA #	7839	DR7EIX	5686	.028"
	40 HP	BF40A6, SERIAL #BAYS-3600001-3699999	DR7EA #	7839	DR7EIX	5686	.028"
	40 HP	BF40AK0, SERIAL #BAYS-3700001-3799999	DR7EA #	7839	DR7EIX	5686	.028"
	40 HP	BF40AW, SERIAL #BAYL-2000001-3000000	DR7EA #	7839	DR7EIX	5686	.028"
	40 HP	BF40AW, SERIAL #BAYU-2000001-3000000	DR7EA #	7839	DR7EIX	5686	.028"
	40 HP	BF40AX, SERIAL #BAYL-3000001-9999999	DR7EA #	7839	DR7EIX	5686	.028"
	40 HP	BF40AX, SERIAL #BAYU-3000001-9999999	DR7EA #	7839	DR7EIX	5686	.028"
	40 HP	BF40AY, SERIAL #BAYS-3200001-3209999	DR7EA #	7839	DR7EIX	5686	.028"
	40 HP	BF40D, SERIAL #BBDJ-1000001-9999999	DR7EB #	5469	---	---	.028"
	40 HP	BF40DK2, SERIAL #BBDJ-1100001-9999999	DR7EB #	5469	---	---	.028"
	35 HP	BF35AM, SERIAL #BAPU-1000001-9999999	DR7EA #	7839	DR7EIX	5686	.028"
	35 HP	BF35AM, SERIAL #BLAG-1000001-9999999	DR7EA #	7839	DR7EIX	5686	.028"
	35 HP	BF35AM, SERIAL #BSAG-1000001-9999999	DR7EA #	7839	DR7EIX	5686	.028"
	30 HP	BF30A, SERIAL #BAWL-1000001-1999999	DR7EA #	7839	DR7EIX	5686	.028"
	30 HP	BF30A, SERIAL #BAWS-1000001-1999999	DR7EA #	7839	DR7EIX	5686	.028"
	30 HP	BF30A1, SERIAL #BAWS-3210001-3219999	DR7EA #	7839	DR7EIX	5686	.028"
	30 HP	BF30A2, SERIAL #BAWS-3220001-3299999	DR7EA #	7839	DR7EIX	5686	.028"
	30 HP	BF30A3, SERIAL #BAWS-3300001-3399999	DR7EA #	7839	DR7EIX	5686	.028"
	30 HP	BF30AW, SERIAL #BAWL-2000001-3000000	DR7EA #	7839	DR7EIX	5686	.028"
	30 HP	BF30AW, SERIAL #BAWS-2000001-2999999	DR7EA #	7839	DR7EIX	5686	.028"
	30 HP	BF30AW, SERIAL #BAWS-2000001-3000000	DR7EA #	7839	DR7EIX	5686	.028"
	30 HP	BF30AX, SERIAL #BAWL-3000001-9999999	DR7EA #	7839	DR7EIX	5686	.028"
	30 HP	BF30AX, SERIAL #BAWS-3000001-3200000	DR7EA #	7839	DR7EIX	5686	.028"
	30 HP	BF30AY, SERIAL #BAWS-3200001-3210000	DR7EA #	7839	DR7EIX	5686	.028"
	30 HP	BF30D4, SERIAL #BAUJ-1000001-1099999	DR7EA #	7839	DR7EIX	5686	.028"
	30 HP	BF30D5, SERIAL #BAUJ-1100001-1199999	DR7EA #	7839	DR7EIX	5686	.028"
	30 HP	BF30D6, SERIAL #BAUJ-1200001-1299999	DR7EA #	7839	DR7EIX	5686	.028"
	30 HP	BF30DK0, SERIAL #BAUJ-1300001-9999999	DR7EA #	7839	DR7EIX	5686	.028"
	30 HP	BF30DK2, SERIAL #BAUJ-1400001-9999999	DR7EA #	7839	DR7EIX	5686	.028"
	30 HP	BF30DK3, SERIAL #BAUJ-1500001-9999999	DR7EA #	7839	DR7EIX	5686	.028"
	25 HP	BF25A, SERIAL #BAJL-1000001-1999999	DR7EA #	7839	DR7EIX	5686	.028"
	25 HP	BF25A, SERIAL #BAJS-1000001-1999999	DR7EA #	7839	DR7EIX	5686	.028"



Denotes Original Equipment
 ^ Available in Blister Pack (see page 6)

Note: Due to different operating or engine conditions an alternate heat range plug maybe required.

MAKE/YR	ENGINE	MODEL NOTES	REGULAR PLUG	STK#	PREMIUM PLUG	STK#	GAP
HONDA Cont'd							
	25 HP	BF25A, SERIAL #BAJU-1000001-1999999	DR7EA #	7839	DR7EIX	5686	.028"
	25 HP	BF25A1, SERIAL #BAJS-3210001-3219999	DR7EA #	7839	DR7EIX	5686	.028"
	25 HP	BF25A2, SERIAL #BAJS-3220001-3299999	DR7EA #	7839	DR7EIX	5686	.028"
	25 HP	BF25A3, SERIAL #BAJS-3300001-3399999	DR7EA #	7839	DR7EIX	5686	.028"
	25 HP	BF25AW, SERIAL #BAJL-2000001-3000000	DR7EA #	7839	DR7EIX	5686	.028"
	25 HP	BF25AW, SERIAL #BAJS-2000001-2999999	DR7EA #	7839	DR7EIX	5686	.028"
	25 HP	BF25AW, SERIAL #BAJS-2000001-3000000	DR7EA #	7839	DR7EIX	5686	.028"
	25 HP	BF25AW, SERIAL #BAJU-2000001-3000000	DR7EA #	7839	DR7EIX	5686	.028"
	25 HP	BF25AX, SERIAL #BAJL-3000001-9999999	DR7EA #	7839	DR7EIX	5686	.028"
	25 HP	BF25AX, SERIAL #BAJS-3000001-3200000	DR7EA #	7839	DR7EIX	5686	.028"
	25 HP	BF25AX, SERIAL #BAJU-3000001-9999999	DR7EA #	7839	DR7EIX	5686	.028"
	25 HP	BF25AY, SERIAL #BAJS-3200001-3210000	DR7EA #	7839	DR7EIX	5686	.028"
	25 HP	BF25D4, SERIAL #BATJ-1000001-1099999	DR7EA #	7839	DR7EIX	5686	.028"
	25 HP	BF25D5, SERIAL #BATJ-1100001-1199999	DR7EA #	7839	DR7EIX	5686	.028"
	25 HP	BF25D6, SERIAL #BATJ-1200001-1299999	DR7EA #	7839	DR7EIX	5686	.028"
	25 HP	BF25DK0, SERIAL #BATJ-1300001-9999999	DR7EA #	7839	DR7EIX	5686	.028"
	25 HP	BF25DK2, SERIAL #BATJ-1400001-9999999	DR7EA #	7839	DR7EIX	5686	.028"
	25 HP	BF25DK3, SERIAL #BATJ-1500001-9999999	DR7EA #	7839	DR7EIX	5686	.028"
	20 HP	BF20D	CR5EH-9 #	6689	---	---	.036"
	20 HP	BFP20D	CR5EH-9 #	6689	---	---	.036"
	15 HP	BF15A	DR6HS #	4823	---	---	.024"
	15 HP	BF15D	CR5EH-9 #	6689	---	---	.036"
	15 HP	BFP15D	CR5EH-9 #	6689	---	---	.036"
	10 HP	BF100	DR5HS #	4623	---	---	.024"
	9.9 HP	BF9.9A	DR5HS #	4623	---	---	.024"
	9.9 HP	BF9.9D	CR5EH-9 #	6689	---	---	.036"
	9.9 HP	BFP9.9D	CR5EH-9 #	6689	---	---	.036"
	9.8 HP	BF100	DR5HS #	4623	---	---	.024"
	8 HP	BF8	DR5HS #	4623	---	---	.024"
	8 HP	BF8A	DR5HS #	4623	---	---	.024"
	8 HP	BF8D	CR5EH-9 #	6689	---	---	.036"
	8 HP	BFP8D	CR5EH-9 #	6689	---	---	.036"
	7.5 HP	B75	DR5HS #	4623	---	---	.024"
	7.5 HP	BF75	DR5HS #	4623	---	---	.024"
	5 HP	BF50	BPR5ES SLD #	4006	BPR5EIX	6597	.028"
	5 HP	BF5A	BPR5ES SLD #	4006	BPR5EIX	6597	.028"
	2 HP	BF20, 1-CYL. 4-STROKE SIDE VALVE	BMR4A SLD #	4004	---	---	.024"
	2 HP	BF2A, 1-CYL. 4-STROKE SOHV	BMR4A SLD #	4004	---	---	.024"
	2 HP	BF2D, FROM 1026044	CR4HSB #	4695	---	---	.028"
	2 HP	BF2D, TO 1026043	CR5HSB # ^	6535	---	---	.028"
JOHNSON							
1997-1985	300 HP		BPZ8HS-10 ^	3133	---	---	.030"
1988-1985	275 HP		BPR7HS ^	6422	BPR7HIX	5944	.030"
1997-1985	250 HP		BPZ8HS-10 ^	3133	---	---	.030"
2001-1999	250 HP	LV6	BUHXW-1	5526	---	---	---
1985-1978	235 HP		BUHXW-1	5526	---	---	---
2005-2004	225 HP		BKR6E #	6962	BKR6EIX	6418	.036"
2004	225 HP	LV6 DI	---	---	PZFR6H	7696	.032"
1993-1986	225 HP	V6	BZ7HS-10	3579	---	---	.030"
2001-1994	225 HP	VENOM LV6	BPZ8HS-10 ^	3133	---	---	.030"
1983-1976	200 HP		BUZ8H	7447	---	---	---
2005-2004	200 HP		BKR6E #	6962	BKR6EIX	6418	.036"
1992	200 HP	COM	BUZ8H	7447	---	---	---
1998-1993	200 HP	COM	BPZ8HS-10 ^	3133	---	---	.030"
2004	200 HP	LV6 DI	---	---	PZFR6H	7696	.032"
1993-1986	200 HP	V6	BZ7HS-10	3579	---	---	.030"

Outboard Engines

Denotes Original Equipment

^ Available in Blister Pack (see page 6)

Note: Due to different operating or engine conditions an alternate heat range plug maybe required.

MAKE/YR	ENGINE	MODEL NOTES	REGULAR PLUG	STK#	PREMIUM PLUG	STK#	GAP
JOHNSON Cont'd							
2003-1994	200 HP	VENOM LV6	BPZ8HS-10 ^	3133	---	---	.030"
1987-1977	185 HP		BUZ8H	7447	---	---	---
1993-1990	185 HP		BZ7HS-10	3579	---	---	.030"
1987-1977	175 HP		BUHXW-1	5526	---	---	---
2006-1999	175 HP		BPZ8HS-10 ^	3133	---	---	.030"
1991-1988	175 HP	CV6	BZ7HS-10	3579	---	---	.030"
2002-1991	175 HP	FAST STRIKE LV6	BPZ8HS-10 ^	3133	---	---	.030"
1998	175 HP	LV6 F.F.I.	---	---	PZFR6H	7696	.032"
1992-1989	155 HP	COM CV6	BUZ8H	7447	---	---	---
1987-1978	155 HP	CV6	BUZ8H	7447	---	---	---
2006-2003	150 HP		BPZ8HS-10 ^	3133	---	---	.030"
2002	150 HP	CARBURATED	BPZ8HS-10 ^	3133	---	---	.030"
1998-1993	150 HP	COM LV6	BPZ8HS-10 ^	3133	---	---	.030"
1987-1978	150 HP	CV6	BUHXW-1	5526	---	---	---
1991-1988	150 HP	CV6	BZ7HS-10	3579	---	---	.030"
2001-1991	150 HP	FAST STRIKE LV6	BPZ8HS-10 ^	3133	---	---	.030"
1998-1997	150 HP	LV6 F.F.I.	---	---	PZFR6H	7696	.032"
1984-1973	140 HP		BUHXW-1	5526	---	---	---
2005-2003	140 HP		BKR6E #	6962	BKR6EIX	6418	.036"
2002-1985	140 HP	LV4	BPZ8HS-10 ^	3133	---	---	.030"
1984-1973	135 HP	STARFLITE	BUHXW-1	5526	---	---	---
2003-1985	130 HP	LV4	BPZ8HS-10 ^	3133	---	---	.030"
1972-1971	125 HP	125 COM	BR7HS ^	4122	BR7HIX	7067	.030"
2003-1985	120 HP	LV4	BPZ8HS-10 ^	3133	---	---	.030"
1970-1969	115 HP		BR7HS ^	4122	BR7HIX	7067	.030"
1979-1973	115 HP		BZ7HS-10	3579	---	---	.030"
1985	115 HP		BUHXW-1	5526	---	---	---
1993-1986	115 HP		BZ7HS-10	3579	---	---	.030"
2006	115 HP		BPZ8HS-10 ^	3133	---	---	.030"
1984-1975	115 HP	COM	BR7HS ^	4122	BR7HIX	7067	.030"
1998-1979	115 HP	CV4	BR7HS ^	4122	BR7HIX	7067	.030"
2002-1995	115 HP	FAST STRIKE LV4	BPZ8HS-10 ^	3133	---	---	.030"
2005	115 HP	GLSOB, PLSOR, PXSOR, WPLSOC	BPZ8HS-10 ^	3133	---	---	.030"
2004	115 HP	GLSRC, PLSRC, PXSRC, WPLSRS	BPZ8HS-10 ^	3133	---	---	.030"
2003	115 HP	GLSTA, PLSTS, PXSTS	BPZ8HS-10 ^	3133	---	---	.030"
2004	115 HP	L4SRC, 5X4SRC, PL4SRC, PX4SRC	BKR6E #	6962	BKR6EIX	6418	.036"
2003	115 HP	L4STS, X4STS, PL4STS, PX4STS	BKR6E #	6962	BKR6EIX	6418	.036"
1998	115 HP	LV4 F.F.I.	---	---	PZFR6H	7696	.032"
2005	115 HP	PL450R, PX450R	BKR6E #	6962	BKR6EIX	6418	.036"
1998-1994	115 HP	TURBOJET CV4	BR7HS ^	4122	BR7HIX	7067	.030"
1968-1967	115 HP	X-115	BUZHW	2147	---	---	---
1997-1979	112 HP	CV4	BR7HS ^	4122	BR7HIX	7067	.030"
1997-1979	110 HP	CV4	BR7HS ^	4122	BR7HIX	7067	.030"
2003-1997	105 HP	COM LV4	BPZ8HS-10 ^	3133	---	---	.030"
2003-1993	105 HP	LV6 105 JET	BPZ8HS-10 ^	3133	---	---	.030"
1966	100 HP		BR6S	3522	---	---	.030"
2001-1984	100 HP	COM	BUHXW-1	5526	---	---	---
1972-1967	100 HP	STARFIRE	BR7HS ^	4122	BR7HIX	7067	.030"
1980-1979	100 HP	V4	BR7HS ^	4122	BR7HIX	7067	.030"
1965-1964	90 HP		BR6S	3522	---	---	.030"
2006	90 HP		BZ7HS-10	3579	---	---	.030"
2002-2001	90 HP	CARBURATED	BZ7HS-10	3579	---	---	.030"
1998-1979	90 HP	CV4	BZ7HS-10	3579	---	---	.040"
2005	90 HP	GLSOB, PX4SOR	BKR6E #	6962	BKR6EIX	6418	.036"
2004	90 HP	GLSRM, PLSRR, PXSRS	BZ7HS-10	3579	---	---	.030"
2003	90 HP	GLSTA, PLSTC	BZ7HS-10	3579	---	---	.030"



Denotes Original Equipment
 ^ Available in Blister Pack (see page 6)

Note: Due to different operating or engine conditions an alternate heat range plug maybe required.

MAKE/YR	ENGINE	MODEL NOTES	REGULAR PLUG	STK#	PREMIUM PLUG	STK#	GAP
JOHNSON Cont'd							
2000-1995	90 HP	LV4	BPZ8HS-10 ^	3133	---	---	.030"
1998	90 HP	LV4 F.F.I.	---	---	PZFR6H	7696	.032"
2005	90 HP	PL4SOR, PLSOA, PXSOC	BZ7HS-10	3579	---	---	.030"
2004	90 HP	PL4SRC, PX4SRC, PL4SRC, PX4SRC	BKR6E #	6962	BKR6EIX	6418	.036"
2003	90 HP	PL4STC, PX4STC, PL4STC, PX4STC	BKR6E #	6962	BKR6EIX	6418	.036"
1998-1994	90 HP	TURBOJET CV4	BZ7HS-10	3579	---	---	.040"
1997-1979	88 HP	CV4 SPL	BR7HS ^	4122	BR7HIX	7067	.030"
1980-1968	85 HP		BR7HS ^	4122	BR7HIX	7067	.030"
1993-1986	85 HP		BZ7HS-10	3579	---	---	.030"
1995-1994	85 HP	V4 BACKROLLER	BR7HS ^	4122	BR7HIX	7067	.030"
1967-1966	80 HP		BR6S	3522	---	---	.030"
2001-1979	80 HP	80 JET CV4	BR7HS ^	4122	BR7HIX	7067	.030"
1967-1966	80 HP	STARFIRE	B8S	3810	---	---	.030"
1965-1960	75 HP	V4	BR6S	3522	---	---	.030"
1993-1975	70 HP		BZ7HS-10	3579	---	---	.030"
2001-1994	70 HP		BPZ8HS-10 ^	3133	---	---	.030"
2005-2002	70 HP		BPR6ES SLD #	4008	BPR6EIX	6637	.036"
1973-1972	65 HP		BZ7HS-10	3579	---	---	.030"
1997-1992	65 HP	65 JET CV4	BR7HS ^	4122	BR7HIX	7067	.030"
1995-1994	65 HP	COM	BPZ8HS-10 ^	3133	---	---	.030"
1987-1984	65 HP	COM HC LC	BZ7HS-10	3579	---	---	.030"
2003-1988	65 HP	COM HC LC	BUHXW-1	5526	---	---	---
1968	65 HP	V4 SPORTFOUR	BZ7HS-10	3579	---	---	.030"
1993-1975	60 HP		BZ7HS-10	3579	---	---	.030"
1998-1994	60 HP		BPZ8HS-10 ^	3133	---	---	.030"
2001-1999	60 HP		BZ7HS-10	3579	---	---	.030"
2005-2002	60 HP		BPR6ES SLD #	4008	BPR6EIX	6637	.036"
1971-1970	60 HP	TRIUMPH	BUZHW	2147	---	---	---
1967-1964	60 HP	V4	BR6S	3522	---	---	.030"
1969-1968	55 HP		BZ7HS-10	3579	---	---	.030"
1988-1987	55 HP		BUHW-2 ^	5626	---	---	---
1989-1976	55 HP		BR7HS ^	4122	BR7HIX	7067	.030"
1995-1994	55 HP	COM	BPZ8HS-10 ^	3133	---	---	.030"
2005-1986	55 HP	COM	BUHXW-1	5526	---	---	---
1959-1958	50 HP		BR6S	3522	---	---	.030"
1979-1971	50 HP		BUHW-2 ^	5626	---	---	---
1988-1980	50 HP		BZ7HS-10	3579	---	---	.030"
2002-1989	50 HP		BPZ8HS-10 ^	3133	---	---	.030"
2005	50 HP		DCPR6E # ^	3481	DCPR6EIX	8196	.036"
2004	50 HP	PL4SRS, PL4SRM	DCPR6E # ^	3481	DCPR6EIX	8196	.036"
2003	50 HP	PL4STC	DCPR6E # ^	3481	DCPR6EIX	8196	.036"
2004	50 HP	PLSRS	BZ7HS-10	3579	---	---	.030"
2003	50 HP	PLSTD	BZ7HS-10	3579	---	---	.030"
1975-1971	50 HP	SIZZLER	BR7HS ^	4122	BR7HIX	7067	.030"
1988-1980	48 HP		BZ7HS-10	3579	---	---	.030"
1997-1989	48 HP		BPZ8HS-10 ^	3133	---	---	.030"
1997-1994	48 HP	SPL	BPZ8HS-10 ^	3133	---	---	.030"
2002-1984	45 HP	COM	BUHXW-1	5526	---	---	---
1973-1960	40 HP		BR6S	3522	---	---	.030"
1976-1974	40 HP		BR7HS ^	4122	BR7HIX	7067	.030"
1988-1980	40 HP		BZ7HS-10	3579	---	---	.030"
2002-1989	40 HP		BPZ8HS-10 ^	3133	---	---	.030"
2003-2002	40 HP		DCPR7E	3932	DCPR7EIX	6046	.030"
2005	40 HP		DCPR6E # ^	3481	DCPR6EIX	8196	.036"
1973-1969	40 HP	40E, 40EL, 40R, 40RL	BR6S	3522	---	---	.030"
1976-1974	40 HP	40E, 40EL, 40R, 40RL	BZ7HS-10	3579	---	---	.030"

Outboard Engines

Denotes Original Equipment

^ Available in Blister Pack (see page 6)

Note: Due to different operating or engine conditions an alternate heat range plug maybe required.

MAKE/YR	ENGINE	MODEL NOTES	REGULAR PLUG	STK#	PREMIUM PLUG	STK#	GAP
JOHNSON Cont'd							
1983-1981	40 HP	COM	BR7HS ^	4122	BR7HIX	7067	.030"
2003-1984	40 HP	COM	BUHXW-1	5526	---	---	---
2001-1999	40 HP	JET	BPR7HS ^	6422	BPR7HIX	5944	.030"
2004	40 HP	PL4SRM, PL4SRS	DCPR6E # ^	3481	DCPR6EIX	8196	.036"
2004	40 HP	PLSRS, RLSRS, RSRS	BZ7HS-10	3579	---	---	.030"
1959-1957	35 HP		BR6S	3522	---	---	.030"
1970-1969	35 HP		BR6S	3522	---	---	.030"
1976	35 HP		BR7HS ^	4122	BR7HIX	7067	.030"
1997-1977	35 HP		BZ7HS-10	3579	---	---	.030"
2001-1995	35 HP		BR7HS ^	4122	BR7HIX	7067	.030"
2003-1993	35 HP	JET	BPZ8HS-10 ^	3133	---	---	.030"
1970-1969	33 HP		BR6S	3522	---	---	.030"
2002-1978	30 HP	14mm Plug	BR7HS ^	4122	BR7HIX	7067	.030"
2003-1995	30 HP	12mm Plug	DCPR7E	3932	DCPR7EIX	6046	.030"
2005-2004	30 HP		BZ7HS-10	3579	---	---	.030"
2001-1999	30 HP	JET	BPR7HS ^	6422	BPR7HIX	5944	.030"
1964-1962	28 HP		BR6S	3522	---	---	.030"
2003-1992	28 HP	28 JET	BPZ8HS-10 ^	3133	---	---	.030"
1997-1978	28 HP	SPL	BR7HS ^	4122	BR7HIX	7067	.030"
1955-1952	25 HP		BR6S	3522	---	---	.030"
1976-1969	25 HP		BR6S	3522	---	---	.030"
2002-1977	25 HP		BR7HS ^	4122	BR7HIX	7067	.030"
2005-2003	25 HP		BZ7HS-10	3579	---	---	.030"
1972-1969	25 HP	20R, 25R	BR6S	3522	---	---	.030"
1976-1973	25 HP	25E, 25EL, 25R, 25RL	BR6S	3522	---	---	.030"
1978-1977	25 HP	25E, 25EL, 25R	BUHW-2 ^	5626	---	---	---
2002-1981	25 HP	COM	BUHXW-1	5526	---	---	---
1973-1966	20 HP		BR6S	3522	---	---	.030"
1993-1978	20 HP		BR7HS ^	4122	BR7HIX	7067	.030"
1973	20 HP	20R, 20RL	BR6S	3522	---	---	.030"
1972-1969	20 HP	20R, 25R	BR6S	3522	---	---	.030"
1972-1971	20 HP	20RL, 25RL	BR6S	3522	---	---	.030"
2001-1999	20 HP	JET	BR7HS ^	4122	BR7HIX	7067	.030"
1973-1957	18 HP		BR6S	3522	---	---	.030"
1972-1950	18 HP	FASTWIN	BR6S	3522	---	---	.030"
1998-1995	18 HP	JET	BR7HS ^	4122	BR7HIX	7067	.030"
1971-1956	15 HP		BR6S	3522	---	---	.030"
1976-1974	15 HP		BR7HS ^	4122	BR7HIX	7067	.030"
1980-1978	15 HP		BUHW-2 ^	5626	---	---	---
1992-1981	15 HP		BZ7HS-10	3579	---	---	.030"
1976-1974	15 HP	15E, 15EL, 15R, 15RL	BZ7HS-10	3579	---	---	.030"
2001-1994	15 HP	2-STROKE	BR7HS ^	4122	BR7HIX	7067	.030"
2003-1995	15 HP	4-STROKE OHC	DCPR7E	3932	DCPR7EIX	6046	.030"
1993-1992	15 HP	COM	BZ7HS-10	3579	---	---	.030"
2001-1994	15 HP	COM	BR7HS ^	4122	BR7HIX	7067	.030"
2007-2005	15 HP	J15EL4SDC,J15R4SDM,J15RL4SDM,J15TE4SDM,J15TEL4SDM,J15EL4SOS,J15R4SOA,J15RL4SOA,J15TE4SOA,J15TEL4SOA,J15WRLSOB,J15WRSOB,J15EL4SUR,J15R4SUB,J15RL4SUB,J15TE4SUB,J15TEL4SUB	BKR6E #	6962	BKR6EIX	6418	.036"
2004	15 HP	J15R4SR,J15RL4SR,J15TE4SR,J15TEL4SR, Serial # 22030001 & Up	DCPR6E # ^	3481	DCPR6EIX	8196	.036"
2007-2004	15 HP	J15RLSDR,J15RSDR,J15RTSDC,J15RLSOC,J15RSOC,J15RTSOS,J15RLSRS,J15RSRS,J15WRLSRM,J15WRSRM,J15RLSUA,J15RSUA,J15RTSUR	BR7HS ^	4122	BR7HIX	7067	.030"
1998-1995	15 HP	KERO	BUHXW-1	5526	---	---	---
1989-1988	14 HP		BZ7HS-10	3579	---	---	.030"
1991-1981	14 HP	COM	BZ7HS-10	3579	---	---	.030"



Denotes Original Equipment
 ^ Available in Blister Pack (see page 6)

Note: Due to different operating or engine conditions an alternate heat range plug maybe required.

MAKE/YR	ENGINE	MODEL NOTES	REGULAR PLUG	STK#	PREMIUM PLUG	STK#	GAP
JOHNSON Cont'd							
1972-1950	14 HP	FASTWIN	BR6S	3522	---	---	.030"
1963-1952	10 HP		BR6S	3522	---	---	.030"
2006	10 HP		BR7HS ^	4122	BR7HIX	7067	.030"
1976-1975	10 HP	10E, 10EL	BZ7HS-10	3579	---	---	.030"
1979-1977	10 HP	10E, 10R, 10SEL	BUHW-2 ^	5626	---	---	---
1976-1975	10 HP	10R, 10RL	BZ7HS-10	3579	---	---	.030"
1982-1981	10 HP	COM	BUHW-2 ^	5626	---	---	---
1993-1992	10 HP	COM	BZ7HS-10	3579	---	---	.030"
2002-1994	10 HP	COM	BR7HS ^	4122	BR7HIX	7067	.030"
2005	10 HP	EL4SOR, R4SOA, L4SOA, TBL4SOB, TE4SOA, TEL4SOA	BKR6E #	6962	BKR6EIX	6418	.036"
2004	10 HP	EL4SRC, R4SR, RL4SR, RBL4SR, RE4SR, TEL4SR	DCPR6E # ^	3481	DCPR6EIX	8196	.036"
2003	10 HP	R4STC, BL4STS, LE4STS, L4STC, BL4STC, RE4STC, TEL4STC	DCPR6E # ^	3481	DCPR6EIX	8196	.036"
2005	10 HP	RHLSOR, RHSOR, RLSOS, RSOS	BR7HS ^	4122	BR7HIX	7067	.030"
2004	10 HP	RHLSRC, RHSRC, RLSRD, RSRD	BR7HS ^	4122	BR7HIX	7067	.030"
2003	10 HP	RHLSTS, RHSTS, RLSTE, RSTE	BR7HS ^	4122	BR7HIX	7067	.030"
2001-1974	9.9 HP	14mm Plug	BR7HS ^	4122	BR7HIX	7067	.030"
2004-1995	9.9 HP	12mm Plug	DCPR7E	3932	DCPR7EIX	6046	.030"
1949-1942	9.7 HP		AB-6	2910	---	---	.030"
1973-1952	9.5 HP		BR6S	3522	---	---	.030"
1974	9 HP	9R, 9RL, 9EL	BZ7HS-10	3579	---	---	.030"
2001-1977	8 HP	14mm Plug	BR6HS ^	3922	BR6HIX	3419	.030"
2003-1996	8 HP	12mm Plug	DR6HS	4823	---	---	.027"
2005	8 HP		BR6HS ^	3922	BR6HIX	3419	.030"
2001-1977	8 HP	COM	BR6HS ^	3922	BR6HIX	3419	.030"
2004	8 HP	RLSRC, RSRC	BR6HS ^	3922	BR6HIX	3419	.030"
1958-1952	7.5 HP		BR6S	3522	---	---	.030"
1997-1977	7.5 HP		BR6HS ^	3922	BR6HIX	3419	.030"
1993-1981	6.5 HP	COM	BR6HS ^	3922	BR6HIX	3419	.030"
1976-1965	6 HP		BR6S	3522	---	---	.030"
2001-1977	6 HP	14mm Plug	BR6HS ^	3922	BR6HIX	3419	.030"
2003-1997	6 HP	12mm Plug	DR6HS	4823	---	---	.027"
2005	6 HP		BPR6ES SLD #	4008	BPR6EIX	6637	.036"
1976-1971	6 HP	6R, 6RL	BR6S	3522	---	---	.030"
1979-1977	6 HP	MAG	BUHW-2 ^	5626	---	---	---
2004	6 HP	RLSRS, RSRS	BR6HS ^	3922	BR6HIX	3419	.030"
1964-1956	5.5 HP		BR6S	3522	---	---	.030"
1974-1952	5.2 HP	LIGHTWIN	BR6S	3522	---	---	.030"
1997-1990	5 HP	14mm Plug	BR6HS ^	3922	BR6HIX	3419	.030"
2003-1997	5 HP	12mm Plug	DR6HS	4823	---	---	.027"
2001-1998	5 HP	14mm Plug	BZ7HS-10	3579	---	---	.030"
2005-2004	5 HP		BPR6ES SLD #	4008	BPR6EIX	6637	.036"
1968-1965	5 HP	ANGLER	BR6S	3522	---	---	.030"
1985-1980	4.5 HP		BR6HS ^	3922	BR6HIX	3419	.030"
1976-1969	4 HP		BR6S	3522	---	---	.030"
1987-1977	4 HP		BR6HS ^	3922	BR6HIX	3419	.030"
1988	4 HP		BZ7HS-10	3579	---	---	.030"
2003-1989	4 HP		BR6HS ^	3922	BR6HIX	3419	.030"
2005-2004	4 HP		BPR6ES SLD #	4008	BPR6EIX	6637	.036"
1976-1969	4 HP	4R, 4W	BR6S	3522	---	---	.030"
1988-1987	4 HP	EXCEL, ULTRA	BZ7HS-10	3579	---	---	.030"
1967-1958	4 HP	V4, V4A, V4M	BR6S	3522	---	---	.030"
1967-1958	4 HP	V4S, VX, VXH	BR6S	3522	---	---	.030"
2005-2004	3.5 HP		BPR7HS ^	6422	BPR7HIX	5944	.020"
1951-1948	3.3 HP		BR6S	3522	---	---	.030"

Outboard Engines

Denotes Original Equipment
 ^ Available in Blister Pack (see page 6)

Note: Due to different operating or engine conditions an alternate heat range plug maybe required.

MAKE/YR	ENGINE	MODEL NOTES	REGULAR PLUG	STK#	PREMIUM PLUG	STK#	GAP
JOHNSON Cont'd							
2003-1991	3.3 HP		BPR6HS	7022	BPR6HIX	4085	.030"
1968-1952	3 HP		BR6S	3522	---	---	.030"
1997-1989	3 HP		BR6HS ^	3922	BR6HIX	3419	.030"
1974-1952	3 HP	LIGHTWIN	BR6S	3522	---	---	.030"
1988-1987	2.5 HP		BR6HS ^	3922	BR6HIX	3419	.030"
1998-1991	2.3 HP		BPR6HS	7022	BPR6HIX	4085	.030"
1970-1968	2 HP		BR6S	3522	---	---	.030"
2001-1991	2 HP		BPR6HS	7022	BPR6HIX	4085	.032"
1984-1971	2 HP	2R	BR6S	3522	---	---	.030"
1970-1966	2 HP	AQUANAUT DIVING UNIT	BM4A SLD	4000	---	---	.030"
1990-1971	2 HP	COLT, JR	BR6S	3522	---	---	.030"
1988-1987	2 HP	EXCEL 4, ULTRA	BR7HS ^	4122	BR7HIX	7067	.030"
1970-1968	1.5 HP		BR6S	3522	---	---	.030"
1990-1986	1.2 HP	MAGNETO	BR6S	3522	---	---	.030"
1947-1946	1.1 HP		B-4L	3112	---	---	.030"
1970-1968	1 HP	1R	BR6S	3522	---	---	.030"
		AIR BOUY DIVING UNIT	BM4A SLD	4000	---	---	.024"
1968-1954		CD, JH	BR6S	3522	---	---	.030"
1968-1956		FD, FDE	BR6S	3522	---	---	.030"
1968-1967		JHF, JWF	BR6S	3522	---	---	.030"
1968-1952		JW	BR6S	3522	---	---	.030"
1968-1965		LD	BR6S	3522	---	---	.030"
1968-1964		MQ	BR6S	3522	---	---	.030"
1968-1951		RD, RDE, RDDS, RJE, RK	BR6S	3522	---	---	.030"
1968-1962		RX	BR6S	3522	---	---	.030"
1968-1965		RXE	BR6S	3522	---	---	.030"
1968		SC	BR6S	3522	---	---	.030"
1966-1952		TN, AD, QD, V4H, V4ML	BR6S	3522	---	---	.030"
1950-1939			AB-6	2910	---	---	.030"
LEHR							
	5 HP	LP5.0S, LP5.0L	BR6HS # ^	3922	BR6HIX	3419	.028"
	2.5 HP	LP2.5S	BR6HS # ^	3922	BR6HIX	3419	.028"
MARINER							
1998-1997	300 HP	2.5L DRAG EFI V6	BUZHW	2147	---	---	---
1998-1997	300 HP	3.0L SUPER MAGNUM EFI	BZ7HS-10	3579	---	---	.030"
2011-2006	300 HP	300 PRO VERADO	---	---	ILFR6G-E #	4212	.032"
	300 HP	VERADO 300	---	---	ILFR6G-E #	4212	.032"
1994-1991	275 HP	275	BU8H # ^	6431	---	---	---
2011-2006	275 HP	275 VERADO	---	---	ILFR6G-E #	4212	.032"
1997	265 HP	2.5L EFI	BU8H # ^	6431	---	---	---
1998-1995	260 HP	2.5L EFI	BU8H # ^	6431	---	---	---
1990-1989	250 HP	250 3.4L	BU8H # ^	6431	---	---	---
2001-1996	250 HP	250 MAGNUM EFI	BR8HS ^	4322	BR8HIX	7001	.036"
2011-2006	250 HP	250 PRO VERADO	---	---	ILFR6G-E #	4212	.032"
	250 HP	VERADO 250	---	---	ILFR6G-E #	4212	.032"
	225 HP	225 EFI	LFR5A-11 # ^	6376	LFR5AIX-11	4469	.044"
2004-1995	225 HP	225 EFI/CARB	BR8HS ^	4322	BR8HIX	7001	.036"
2004-1998	225 HP	225 OPTI MAX DFI	---	---	PZFR5F-11 #	4363	.040"
2011-2006	225 HP	225 VERADO	---	---	ILFR6G-E #	4212	.032"
2001-1994	225 HP	3.0L MARATHON	BR8HS ^	4322	BR8HIX	7001	.036"
	225 HP	OPTIMAX 225	---	---	IZFR5G #	5887	.032"
1999-1997	225 HP	SUPER MAGNUM EFI	BU8H # ^	6431	---	---	---
1988-1987	220 HP	220 MAGNUM EFI	BU8H # ^	6431	---	---	---
2000	200 HP	200	BPZ8HS-10 # ^	3133	---	---	.040"
1999-1979	200 HP	200	BU8H # ^	6431	---	---	---
1997	200 HP	200 DFI 3.0L	---	---	PZFR6H	7696	.040"



Denotes Original Equipment
 ^ Available in Blister Pack (see page 6)

Note: Due to different operating or engine conditions an alternate heat range plug maybe required.

MAKE/YR	ENGINE	MODEL NOTES	REGULAR PLUG	STK#	PREMIUM PLUG	STK#	GAP
MARINER Cont'd							
2000	200 HP	200 EFI	BPZ8HS-10 # ^	3133	---	---	.040"
1999-1998	200 HP	200 EFI	BU8H # ^	6431	---	---	---
1997-1989	200 HP	200 MAGNUM EFI	BU8H # ^	6431	---	---	---
2004-1997	200 HP	200 OPTI MAX	---	---	PZFR5F-11 #	4363	.040"
1997	200 HP	200 SUPER MAGNUM EFI	BU8H # ^	6431	---	---	---
2011-2006	200 HP	200 VERADO	---	---	ILFR6G-E #	4212	.032"
2011-2006	200 HP	200 VERADO	---	---	ILFR6G-E #	4212	.032"
	200 HP	OPTIMAX 200	---	---	IZFR5G #	5887	.032"
1998-1978	175 HP	175	BU8H # ^	6431	---	---	---
2000	175 HP	175 EFI	BPZ8HS-10 # ^	3133	---	---	.040"
1999-1998	175 HP	175 EFI	BU8H # ^	6431	---	---	---
1997-1991	175 HP	175 MAGNUM EFI	BU8H # ^	6431	---	---	---
1994-1989	175 HP	175 SKI	BU8H # ^	6431	---	---	---
	175 HP	VERADO 175	---	---	ILFR6G-E #	4212	.032"
1999-1979	150 HP	150	BU8H # ^	6431	---	---	---
2001-2000	150 HP	150	BPZ8HS-10 # ^	3133	---	---	.040"
1999-1997	150 HP	150 EFI	BU8H # ^	6431	---	---	---
2001-2000	150 HP	150 EFI	BPZ8HS-10 # ^	3133	---	---	.040"
	150 HP	150 MAGNUM	BU8H # ^	6431	---	---	---
1997-1993	150 HP	150 MAGNUM EFI	BU8H # ^	6431	---	---	---
1991-1988	150 HP	150 MAGNUM II	BU8H # ^	6431	---	---	---
1997-1992	150 HP	150 MAGNUM III	BU8H # ^	6431	---	---	---
2002-1997	150 HP	150 OPTI MAX	---	---	PZFR5F-11 #	4363	.040"
	150 HP	150 WORK	BU8H # ^	6431	---	---	---
	150 HP	OPTIMAX 150	---	---	IZFR5G #	5887	.032"
	150 HP	VERADO 150	---	---	ILFR6G-E #	4212	.032"
	140 HP	140	BUZHW #	2147	---	---	---
1999-1995	140 HP	140 JET	BU8H # ^	6431	---	---	---
1999-1986	135 HP	135	BU8H # ^	6431	---	---	---
2001-2000	135 HP	135	BPZ8HS-10 # ^	3133	---	---	.040"
1999-1986	135 HP	135 MARATHON	BU8H # ^	6431	---	---	---
2002-1998	135 HP	135 OPTI MAX	---	---	PZFR5F-11 #	4363	.040"
1993-1986	135 HP	135 WORK	BU8H # ^	6431	---	---	---
	135 HP	VERADO 135	---	---	ILFR6G-E #	4212	.032"
2002-1994	125 HP	125	BP8H-N-10 # ^	4838	---	---	.040"
	125 HP	OPTIMAX 125	---	---	IZFR5J #	5899	.032"
1988-1977	115 HP	115	BUZHW #	2147	---	---	---
2002-1989	115 HP	115	BP8H-N-10 # ^	4838	---	---	.040"
2004-2000	115 HP	115 OPTIMAX	---	---	PZFR5F-11 #	4363	.040"
2011-2006	115 HP	OPTIMAX 115, 115 DFI	---	---	IZFR5J #	5899	.032"
1999-1995	105 HP	105 JET	BU8H # ^	6431	---	---	---
1999-1988	100 HP	100	BP8H-N-10 # ^	4838	---	---	.040"
	90 HP	90	BUZHW #	2147	---	---	---
2001-1987	90 HP	90	BUZHW-2 #	2173	---	---	---
2000	90 HP	90	LFR5A-11 # ^	6376	LFR5AIX-11	4469	.044"
	90 HP	OPTIMAX 90, DFI	---	---	IZFR5J #	5899	.032"
	85 HP	85	BUZHW-2 #	2173	---	---	---
	80 HP	80	BUZHW-2 #	2173	---	---	---
2001-1995	80 HP	80 JET	BP8H-N-10 # ^	4838	---	---	.040"
	75 HP	75	BUZHW-2 #	2173	---	---	---
2001-1987	75 HP	75	BUZHW-2 #	2173	---	---	---
2000	75 HP	75	LFR5A-11 # ^	6376	LFR5AIX-11	4469	.044"
2002-1991	75 HP	75 MARATHON	BUZHW-2 #	2173	---	---	---
	75 HP	OPTIMAX 75, DFI	---	---	IZFR5J #	5899	.032"
	70 HP	70	BUZHW #	2147	---	---	---
2001-1995	65 HP	65 JET	BUZHW-2 #	2173	---	---	---

Outboard Engines

Denotes Original Equipment

^ Available in Blister Pack (see page 6)

Note: Due to different operating or engine conditions an alternate heat range plug maybe required.

MAKE/YR	ENGINE	MODEL NOTES	REGULAR PLUG	STK#	PREMIUM PLUG	STK#	GAP
MARINER Cont'd							
1990-1984	60 HP	60	BUZHW #	2147	---	---	---
2001-1991	60 HP	60	BP8H-N-10 # ^	4838	---	---	.040"
	60 HP	60 675, FROM L-302051	B8HS-10 #	5126	---	---	.038"
	60 HP	60 675, FROM S-000781	B8HS-10 #	5126	---	---	.038"
	60 HP	60 675, TO L-302050	BR8HS # ^	4322	BR8HIX	7001	.024"
	60 HP	60 675, TO S-000780	BR8HS # ^	4322	BR8HIX	7001	.024"
	60 HP	60 6F0	B8HS-10 #	5126	---	---	.038"
1999-1995	60 HP	60 BIG FOOT	BP8H-N-10 # ^	4838	---	---	.040"
2002-1995	60 HP	60 MARATHON	BP8H-N-10 # ^	4838	---	---	.040"
2002-1991	55 HP	55 MARATHON	BP8H-N-10 # ^	4838	---	---	.040"
	55 HP	M55 663, FROM E-004041	B8HS-10 #	5126	---	---	.038"
	55 HP	M55 663, FROM EL-315379	B8HS-10 #	5126	---	---	.038"
	55 HP	M55 663, TO E-004040	BR8HS # ^	4322	BR8HIX	7001	.024"
	55 HP	M55 663, TO EL-315378	BR8HS # ^	4322	BR8HIX	7001	.024"
	55 HP	MARATHON 55 663	BR8HS # ^	4322	BR8HIX	7001	.024"
	55 HP	W55 663	BR8HS # ^	4322	BR8HIX	7001	.024"
1985-1980	50 HP	50	BUZHW-2 #	2173	---	---	---
1990-1986	50 HP	50	BUZHW #	2147	---	---	---
2001-1991	50 HP	50 14mm Plug	BP8H-N-10 # ^	4838	---	---	.040"
2001-1995	50 HP	50 12mm Plug	DPR6EA-9 # ^	5531	---	---	.036"
	48 HP	48 670	BR7HS # ^	4122	BR7HIX	7067	.028"
	48 HP	W48 670	BR7HS # ^	4122	BR7HIX	7067	.028"
1989-1986	45 HP	45	BUZHW-2 #	2173	---	---	---
1998-1995	45 HP	45 BODENSEE	DPR6EA-9 # ^	5531	---	---	.036"
2001-1995	45 HP	45 JET	BP8H-N-10 # ^	4838	---	---	.040"
1997-1989	40 HP	40	BUZHW-2 #	2173	---	---	---
2001-1998	40 HP	40 14mm Plug	BP8H-N-10 # ^	4838	---	---	.040"
2001-1998	40 HP	40 12mm Plug	DPR6EA-9 # ^	5531	---	---	.036"
2002-1995	40 HP	40 MARATHON	BP8H-N-10 # ^	4838	---	---	.040"
1994-1985	40 HP	40 MARATHON 6F6	BR7HS # ^	4122	BR7HIX	7067	.028"
	40 HP	40A 676A	BR8HS # ^	4322	BR8HIX	7001	.024"
	40 HP	40B 675B	BR8HS # ^	4322	BR8HIX	7001	.024"
1994-1981	40 HP	40C 6E9	BR8HS # ^	4322	BR8HIX	7001	.024"
2000-1984	40 HP	K40 6F5	BR7HS # ^	4122	BR7HIX	7067	.028"
	40 HP	W40 676A	BR8HS # ^	4322	BR8HIX	7001	.024"
	40 HP	W40 6F6	BR7HS # ^	4122	BR7HIX	7067	.028"
2000-1995	30 HP	30 14mm Plug	BP8H-N-10 # ^	4838	---	---	.040"
2002-1999	30 HP	30 12mm Plug	DPR6EA-9 # ^	5531	---	---	.036"
1997-1995	30 HP	30 JET	BUZHW-2 #	2173	---	---	---
2001-1998	30 HP	30 JET	BP8H-N-10 # ^	4838	---	---	.040"
2002-1995	30 HP	30 MARATHON	BP8H-N-10 # ^	4838	---	---	.040"
	30 HP	30 MARATHON 698B	BR7HS # ^	4122	BR7HIX	7067	.028"
1994-1992	30 HP	30A 689	BR7HS # ^	4122	BR7HIX	7067	.028"
1993-1992	30 HP	W30 689A	BR7HS # ^	4122	BR7HIX	7067	.028"
1993-1992	30 HP	W30 689B	BR7HS # ^	4122	BR7HIX	7067	.028"
	28 HP	28 664	BR7HS # ^	4122	BR7HIX	7067	.028"
2001-1985	25 HP	25	BP8H-N-10 # ^	4838	---	---	.040"
2002-1998	25 HP	25	DPR6EA-9 # ^	5531	---	---	.036"
1992	25 HP	25	BU8H # ^	6431	---	---	---
	25 HP	25 EFI	DCPR6E # ^	3481	DCPR6EIX	8196	.036"
2002-1993	25 HP	25 MARATHON	BP8H-N-10 # ^	4838	---	---	.040"
	25 HP	25 MARATHON 648, 694, 695	BR7HS # ^	4122	BR7HIX	7067	.028"
	25 HP	25A, 25B, 25C	BR7HS # ^	4122	BR7HIX	7067	.028"
2000-1997	25 HP	K25 6A4	BR7HS # ^	4122	BR7HIX	7067	.028"
	25 HP	W25, WS25	BR7HS # ^	4122	BR7HIX	7067	.028"
2002-1985	20 HP	20	BP8H-N-10 # ^	4838	---	---	.040"



Denotes Original Equipment
 ^ Available in Blister Pack (see page 6)

Note: Due to different operating or engine conditions an alternate heat range plug maybe required.

MAKE/YR	ENGINE	MODEL NOTES	REGULAR PLUG	STK#	PREMIUM PLUG	STK#	GAP
MARINER Cont'd							
	20 HP	20 CARB	DCPR6E ^	3481	DCPR6EIX	8196	.036"
2001-1995	20 HP	20 JET	BP8H-N-10 # ^	4838	---	---	.040"
	20 HP	20A 653	BR6HS # ^	3922	BR6HIX	3419	.028"
	20 HP	20C 6A9	BR7HS # ^	4122	BR7HIX	7067	.028"
2002-1998	15 HP	15	DPR6EA-9 # ^	5531	---	---	.036"
	15 HP	15 CARB	DCPR6E ^	3481	DCPR6EIX	8196	.036"
1996-1992	15 HP	15 MARATHON	BP8H-N-10 # ^	4838	---	---	.040"
2002-1997	15 HP	15 MARATHON	BP8HS-15 #	6729	---	---	.060"
	15 HP	15 MARATHON 684	B7HS-10 #	2129	---	---	.040"
	15 HP	15 MARATHON 684	BR7HS # ^	4122	BR7HIX	7067	.028"
	15 HP	15A 651	BR7HS # ^	4122	BR7HIX	7067	.028"
	15 HP	15C 684	B7HS-10 #	2129	---	---	.040"
	15 HP	15C 684	BR7HS # ^	4122	BR7HIX	7067	.028"
2002-1989	15 HP	2-CYL	BP8HS-15 #	6729	---	---	.060"
	15 HP	K15 669	BR6HS # ^	3922	BR6HIX	3419	.028"
2000-1984	15 HP	K15 6K4	B7HS-10 #	2129	---	---	.040"
	15 HP	K15 6M7	B7HS-10 #	2129	---	---	.040"
	15 HP	W15 662	BR7HS # ^	4122	BR7HIX	7067	.028"
	15 HP	W15 684	B7HS-10 #	2129	---	---	.040"
1998-1991	10 HP	10 MAGNUM	BP8HS-15 #	6729	---	---	.060"
2002-1991	10 HP	10 MARATHON	BP8HS-15 #	6729	---	---	.060"
	9.9 HP	9.9	DCPR6E ^	3481	DCPR6EIX	8196	.036"
1994-1987	9.9 HP		BP8HS-10 #	3823	---	---	.040"
2000-1995	9.9 HP	9.9 14mm Plug	BP8HS-15 #	6729	---	---	.060"
2002-1995	9.9 HP	9.9 10mm Plug	CR6HS #	7023	CR6HIX	7274	.028"
2002-1999	9.9 HP	9.9 12mm Plug	DPR6EA-9 # ^	5531	---	---	.036"
	9.9 HP	9.9C 682	B7HS-10 #	2129	---	---	.040"
	9.9 HP	9.9C 682	BR7HS # ^	4122	BR7HIX	7067	.028"
	8 HP	8	DCPR6E ^	3481	DCPR6EIX	8196	.036"
2002-1993	8 HP	8	BP8H-N-10 # ^	4838	---	---	.040"
1999-1995	8 HP	8.0 BODENSEE	CR6HS #	7023	CR6HIX	7274	.028"
	8 HP	8A 647	BR6HS # ^	3922	BR6HIX	3419	.028"
	8 HP	8A 655	BR6HS # ^	3922	BR6HIX	3419	.028"
	8 HP	8B 677	BR7HS # ^	4122	BR7HIX	7067	.028"
	8 HP	8C 6G1	B7HS-10 #	2129	---	---	.040"
2000-1991	8 HP	K8 680	BR6HS # ^	3922	BR6HIX	3419	.028"
	8 HP	MARATHON 8 677	BR7HS # ^	4122	BR7HIX	7067	.028"
	8 HP	W8 677	BR7HS # ^	4122	BR7HIX	7067	.028"
2002-1992	6 HP	6 14mm Plug	BP8H-N-10 # ^	4838	---	---	.040"
2002-2000	6 HP	6 12mm Plug	DCPR6E # ^	3481	DCPR6EIX	8196	.036"
1992-1987	6 HP		BP8HS-10 #	3823	---	---	.040"
	6 HP	6B 678	BR5HS #	3722	---	---	.024"
	6 HP	6C 6H8	B7HS-10 #	2129	---	---	.040"
	6 HP	6D 6H6	B7HS-10 #	2129	---	---	.040"
	6 HP	FOURSTROKE 6	DCPR6E # ^	3481	DCPR6EIX	8196	.036"
2002-1990	5 HP	5 14mm Plug	BPR7HS-10 #	1092	---	---	.040"
2002-1999	5 HP	5 12mm Plug	DCPR6E # ^	3481	DCPR6EIX	8196	.036"
	5 HP	5A 661	BR7HS # ^	4122	BR7HIX	7067	.028"
	5 HP	5C 6E3	BR7HS # ^	4122	BR7HIX	7067	.028"
	5 HP	FOURSTROKE 5	DCPR6E # ^	3481	DCPR6EIX	8196	.036"
2002-1990	4 HP	4 14mm Plug	BPR7HS-10 #	1092	---	---	.040"
2002-1999	4 HP	4 12mm Plug	DCPR6E # ^	3481	DCPR6EIX	8196	.036"
	4 HP	4A 6E0	BR7HS # ^	4122	BR7HIX	7067	.028"
	4 HP	FOURSTROKE 4, SAILMATE	DCPR6E # ^	3481	DCPR6EIX	8196	.036"
	3.5 HP	3.5 642, FROM M-23741	BR6HS # ^	3922	BR6HIX	3419	.028"
	3.5 HP	3.5 642, FROM ML-41691	BR6HS # ^	3922	BR6HIX	3419	.028"

Outboard Engines

Denotes Original Equipment

^ Available in Blister Pack (see page 6)

Note: Due to different operating or engine conditions an alternate heat range plug maybe required.

MAKE/YR	ENGINE	MODEL NOTES	REGULAR PLUG	STK#	PREMIUM PLUG	STK#	GAP
MARINER Cont'd							
	3.5 HP	3.5 642, TO M-23740	BR7HS # ^	4122	BR7HIX	7067	.028"
	3.5 HP	3.5 642, TO ML-41690	BR7HS # ^	4122	BR7HIX	7067	.028"
	3.5 HP	FOURSTROKE 3.5, 3.5 CARB	DCPR6E # ^	3481	DCPR6EIX	8196	.036"
2002-1993	3.3 HP	3.3	BPR6HS-10 #	2633	---	---	.040"
2002-1990	2.5 HP	2.5	BPR6HS-10 #	2633	---	---	.040"
	2.5 HP	FOURSTROKE 2.5, 2.5 CARB	DCPR6E # ^	3481	DCPR6EIX	8196	.036"
	2 HP	2A 646	BR6HS # ^	3922	BR6HIX	3419	.028"
	2 HP	2B 6A1, FROM M-011601	BR5HS #	3722	---	---	.024"
	2 HP	2B 6A1, TO M-011600	BR6HS # ^	3922	BR6HIX	3419	.028"
MERCURY							
	400 HP	VERADO 400, 6-CYL SUPERCHARGED EFI	---	---	ILFR6G-E #	4212	.032"
	350 HP	VERADO 350, PRO VERADO, Sci, 6-CYL SUPERCHARGED EFI	---	---	ILFR6G-E #	4212	.032"
1983-1981	300 HP	300	BU8H # ^	6431	---	---	---
1997	300 HP	2.5L S3000 EFI	BU8H # ^	6431	---	---	---
1988-1984	300 HP	3.4L	BU8H # ^	6431	---	---	---
	300 HP	OPTIMAX 300XS 3.2L DFI "STROKER", RACING 2-STROKE	---	---	IZFR7M #	4214	.032"
	300 HP	OPTIMAX 300XS EFI	---	---	IZFR5J #	5899	.032"
	300 HP	PROMAX 300, SUPERMAGNUM 300, 2-STROKE 3.0L EFI	BR8HS ^	4322	BR8HIX	7001	.036"
	300 HP	VERADO 300, PRO VERADO, 6-CYL SUPERCHARGED EFI	---	---	ILFR6G-E #	4212	.032"
2002	280 HP	EFI SPORT, SS, OFFSHORE	BZ7HS-10	3579	---	---	.030"
1994-1989	275 HP	275	BU8H # ^	6431	---	---	---
	275 HP	VERADO 275, 6-CYL SUPERCHARGED EFI	---	---	ILFR6G-E #	4212	.032"
1997	265 HP	2.5L SS DRAG EFI	BU8H # ^	6431	---	---	---
1997-1995	260 HP	2.5L OFFSHORE	BU8H # ^	6431	---	---	---
1990-1989	250 HP	250 3.4L	BU8H # ^	6431	---	---	---
2006-1995	250 HP	250 XRI EFI	BR8HS ^	4322	BR8HIX	7001	.036"
	250 HP	OPTIMAX 250, SERIAL # 1B528615 AND UP	---	---	IZFR6J #	4462	.040"
	250 HP	OPTIMAX 250XS PRO, SPORT XS, 250XS, 2.5XS	---	---	IZFR6J #	4462	.040"
	250 HP	VERADO 250, PRO VERADO, 6-CYL SUPERCHARGED EFI	---	---	ILFR6G-E #	4212	.032"
1996-1995	245 HP	2.5L	BU8H # ^	6431	---	---	---
1981-1980	225 HP	225	BU8H # ^	6431	---	---	---
2006-1995	225 HP	225 EFI, SEA PRO, XRI, WORK	BR8HS ^	4322	BR8HIX	7001	.036"
1997-1994	225 HP	225, WORK	BPZ8H-N-10 #	4495	---	---	.040"
	225 HP	FOURSTROKE 225, SERIAL # 0T653945 AND UP	LFR5A-11 # ^	6376	LFR5AIX-11	4469	.044"
	225 HP	OPTIMAX 225, 3.0L DFI	---	---	IZFR5G #	5887	.032"
	225 HP	OPTIMAX 225XS PRO, SPORT XS, XS	---	---	IZFR6J #	4462	.040"
	225 HP	VERADO 225, 6-CYL SUPERCHARGED EFI	---	---	ILFR6G-E #	4212	.032"
1988-1987	220 HP	V-220 LASER	BUZ8H #	7447	---	---	---
1978	200 HP	2000	BUZHW #	2147	---	---	---
2006	200 HP	200 EFI	BR8HS ^	4322	BR8HIX	7001	.040"
1997	200 HP	200 SST, EFI, SS, XR2	BUZHW #	2147	---	---	---
2002-1989	200 HP	200 XRI	BUZ8H #	7447	---	---	---
1999-1979	200 HP	200, EFI	BU8H # ^	6431	---	---	---
2006-2000	200 HP	200, EFI, MFI, PROMAX	BPZ8HS-10 # ^	3133	---	---	.040"
	200 HP	200XS SST, RACING 2-STROKE	---	---	IZFR7M #	4214	.032"
1997	200 HP	DUECE HIGH EFI	BUZ8H #	7447	---	---	---
1997	200 HP	F1 EFI	BUZHW #	2147	---	---	---
	200 HP	OPTIMAX 200, DFI	---	---	IZFR5G #	5887	.032"
	200 HP	OPTIMAX 200XS, 2.5L DFI	---	---	IZFR5G #	5887	.032"
	200 HP	OPTIMAX 3.0L DTS	---	---	IZFR5G #	5887	.032"
	200 HP	OPTIMAX 3.0L PRO XS, 3.0L DFI	---	---	IZFR6J #	4462	.040"
	200 HP	VERADO 200, PRO VERADO, 4 & 6 CYL SUPERCHARGED EFI	---	---	ILFR6G-E #	4212	.032"



Denotes Original Equipment
 ^ Available in Blister Pack (see page 6)

Note: Due to different operating or engine conditions an alternate heat range plug maybe required.

MAKE/YR	ENGINE	MODEL NOTES	REGULAR PLUG	STK#	PREMIUM PLUG	STK#	GAP
MERCURY Cont'd							
	185 HP	OPTIMAX JP 3.0L, MULTI-FUEL ENGINE	---	---	IZFR6J #	4462	.040"
1978-1976	175 HP	1750	BUZHW #	2147	---	---	---
2001-2000	175 HP	175 EFI MFI	BPZ8HS-10 # ^	3133	---	---	.040"
2002-1991	175 HP	175 XRI	BU8H # ^	6431	---	---	---
1999-1979	175 HP	175, EFI	BU8H # ^	6431	---	---	---
	175 HP	OPTIMAX 175XS PRO, SERIAL # 1B516339 AND UP	---	---	IZFR6J #	4462	.040"
	175 HP	OPTIMAX 3.0L DSI, DIESEL SPARK IGNITION	---	---	IZFR6J #	4462	.040"
	175 HP	OPTIMAX V-175, 2.5L DFI	---	---	IZFR5G #	5887	.032"
	175 HP	VERADO 175, 4-CYL SUPERCHARGED EFI	---	---	ILFR6G-E #	4212	.032"
1977-1973	150 HP	1500	BUZHW #	2147	---	---	---
2002-1978	150 HP	150, 1500, PROMAX, SUPERMAG	BU8H # ^	6431	---	---	---
2006-2000	150 HP	150, EFI, XRI, XR-2, XR-4	BPZ8HS-10 # ^	3133	---	---	.040"
	150 HP	FOURSTROKE 150, SEAPRO, 4-CYL EFI	ZFR5F #	7558	---	---	.032"
	150 HP	OPTIMAX 150XS PRO, 2.5L SERIAL # 1B690542 AND UP	---	---	IZFR6J #	4462	.040"
	150 HP	OPTIMAX V-150, 2.5L DFI	---	---	IZFR5G #	5887	.032"
	150 HP	VERADO 150, 4-CYL SUPERCHARGED EFI	---	---	ILFR6G-E #	4212	.032"
1980-1979	140 HP	140	BUZHW #	2147	---	---	---
1978-1970	140 HP	1400	BUZHW #	2147	---	---	---
1999-1995	140 HP	140 JET	BU8H # ^	6431	---	---	---
1999-1986	135 HP	135	BU8H # ^	6431	---	---	---
2002-2000	135 HP	135	BPZ8HS-10 # ^	3133	---	---	.040"
1971-1970	135 HP	1350	BUZHW #	2147	---	---	---
	135 HP	FOURSTROKE 135, 4-CYL EFI	ZFR5F #	7558	---	---	.032"
	135 HP	OPTIMAX V-135, 2.5L DFI	---	---	IZFR5G #	5887	.032"
	135 HP	VERADO 135, 4-CYL SUPERCHARGED EFI	---	---	ILFR6G-E #	4212	.032"
2000-1994	125 HP	125	BP8H-N-10 # ^	4838	---	---	.040"
2006-2001	125 HP	125	BPZ8H-N-10 #	4495	---	---	.040"
1969-1968	125 HP	1250 BP, SS	BUZHW #	2147	---	---	---
2011-2010	125 HP	OPTIMAX 1.5L	---	---	IZFR5J #	5899	.032"
	125 HP	OPTIMAX 125, 1.5L DFI	---	---	IZFR5J #	5899	.032"
2000-1989	115 HP	115	BP8H-N-10 # ^	4838	---	---	.040"
2006-2001	115 HP	115	BPZ8H-N-10 #	4495	---	---	.040"
1988-1970	115 HP	115, 1150	BUZHW #	2147	---	---	---
	115 HP	FOURSTROKE 115, 1.7L, SERIAL 0T178500-1B366822	LFR6A-11 # ^	3672	LFR6AIX-11	6619	.044"
	115 HP	FOURSTROKE 115, 1.7L, SERIAL 1B366823-2B094995	LFR4A-E #	6499	---	---	.032"
	115 HP	FOURSTROKE 115, SEAPRO, PRO XS, 1.7L, SERIAL 2B095049 AND UP	ZFR5F #	7558	---	---	.032"
	115 HP	OPTIMAX 115, PRO XS, 1.5L DFI	---	---	IZFR5J #	5899	.032"
	115 HP	OPTIMAX V-115, DFI	---	---	IZFR5G #	5887	.032"
1966	110 HP	1100	BR7HS # ^	4122	BR7HIX	7067	.028"
1967-1966	110 HP	1100SS	BUZHW #	2147	---	---	---
1998-1995	105 HP	105 JET	BU8H # ^	6431	---	---	---
1999-1988	100 HP	100	BP8H-N-10 # ^	4838	---	---	.040"
1964-1962	100 HP	1000	B7S	3710	---	---	.025"
1969-1968	100 HP	1000BP, 1000SS	BUZHW #	2147	---	---	---
	100 HP	FOURSTROKE 100, 1.7L, SERIAL 1B366823 AND UP	LFR4A-E #	6499	---	---	.032"
1966	95 HP	950	BR7HS # ^	4122	BR7HIX	7067	.028"
1967-1966	95 HP	950SS	BUZHW #	2147	---	---	---
2006-1987	90 HP	90	BUZHW-2 #	2173	---	---	---
1965	90 HP	900	B7S	3710	---	---	.025"
1986-1978	90 HP	90900	BUZHW #	2147	---	---	---
	90 HP	FOURSTROKE 90 SEAPRO, 4-CYL EFI	ZFR5F #	7558	---	---	.032"

Outboard Engines

Denotes Original Equipment

^ Available in Blister Pack (see page 6)

Note: Due to different operating or engine conditions an alternate heat range plug maybe required.

MAKE/YR	ENGINE	MODEL NOTES	REGULAR PLUG	STK#	PREMIUM PLUG	STK#	GAP
MERCURY Cont'd							
	90 HP	FOURSTROKE 90, 1.7L, SERIAL 1B366823 AND UP	LFR4A-E #	6499	---	---	.032"
	90 HP	FOURSTROKE 90, 1596CC, SERIAL 0G960500-1B366822	LFR5A-11 # ^	6376	LFR5AIX-11	4469	.044"
	90 HP	OPTIMAX 90, 1.5L DFI	---	---	IZFR5J #	5899	.032"
1964-1962	85 HP	850	B7S	3710	---	---	.025"
1977-1973	85 HP	850	BUZHW #	2147	---	---	---
1983-1979	80 HP	80	BUZHW-2 #	2173	---	---	---
1989-1987	80 HP	80	BUZHW-2 #	2173	---	---	---
1961-1960	80 HP	800	B7S	3710	---	---	.025"
1972-1969	80 HP	800	BUZHW #	2147	---	---	---
1978	80 HP	800	BUZHW-2 #	2173	---	---	---
2000-1995	80 HP	80 JET	BP8H-N-10 # ^	4838	---	---	.040"
2001	80 HP	80 JET	BPZ8H-N-10 #	4495	---	---	.040"
	80 HP	FOURSTROKE 80 JET, 4-CYL EFI	ZFR5F #	7558	---	---	.032"
	80 HP	FOURSTROKE 80, 1.7L, SERIAL 1B366823 AND UP	LFR4A-E #	6499	---	---	.032"
	80 HP	OPTIMAX 80 JET, 1.5L 3-CYL DFI	---	---	IZFR5J #	5899	.032"
2006-2001	75 HP	75	BUZHW-2 #	2173	---	---	---
2001	75 HP	75 JET	BUZHW-2 #	2173	---	---	---
2000-1987	75 HP	75, SEA PRO	BUZHW-2 #	2173	---	---	---
1986-1984	75 HP	75XD	BUZHW-2 #	2173	---	---	---
	75 HP	FOURSTROKE 75 SEAPRO, 4-CYL EFI	ZFR5F #	7558	---	---	.032"
	75 HP	FOURSTROKE 75, 1.7L, SERIAL 1B366823 AND UP	LFR4A-E #	6499	---	---	.032"
	75 HP	FOURSTROKE 75, BODANESE, 1596CC, SERIAL 0G960500-1B366822	LFR5A-11 # ^	6376	LFR5AIX-11	4469	.044"
	75 HP	OPTIMAX 75, 1.5L DFI	---	---	IZFR5J #	5899	.032"
1989-1987	70 HP	70	BUZHW-2 #	2173	---	---	---
1961-1960	70 HP	700	BR6S	3522	---	---	.025"
1978-1977	70 HP	700	BUZHW #	2147	---	---	---
1983-1979	70 HP		BUZHW #	2147	---	---	---
1966-1963	65 HP	650	B7S	3710	---	---	.025"
1976-1972	65 HP	650	BUZHW #	2147	---	---	---
2002-1995	65 HP	65 JET	BUZHW-2 #	2173	---	---	---
1967	65 HP	650S	BR7HS # ^	4122	BR7HIX	7067	.028"
1971-1968	65 HP	650S	BUZHW #	2147	---	---	---
1971-1967	65 HP	650SS	BUH	2422	---	---	---
	65 HP	FOURSTROKE 65 JET, 4-CYL EFI	ZFR5F #	7558	---	---	.032"
1990-1984	60 HP	60	BUZHW #	2147	---	---	---
1960	60 HP	600	BR6S	3522	---	---	.025"
2006-2001	60 HP	60, SEA PRO	BPZ8H-N-10 #	4495	---	---	.040"
2000-1991	60 HP	60, SEA PRO, BIGFOOT	BP8H-N-10 # ^	4838	---	---	.040"
	60 HP	FOURSTROKE 60, BIGFOOT, 4-CYL CARB	DPR6EA-9 # ^	5531	---	---	.036"
	60 HP	FOURSTROKE 60, BIGFOOT, SEAPRO, FORMULA 60, 4-CYL EFI	DCPR7E	3932	DCPR7EIX	6046	.032"
2000-1992	55 HP	55 SEA PRO	BP8H-N-10 # ^	4838	---	---	.040"
2006-2001	55 HP	55 SEA PRO	BPZ8H-N-10 #	4495	---	---	.040"
1990-1986	50 HP	50	BUZHW #	2147	---	---	---
2000-1991	50 HP	50	BP8H-N-10 # ^	4838	---	---	.040"
2006-2001	50 HP	50	BPZ8H-N-10 #	4495	---	---	.040"
1966-1961	50 HP	500	B7S	3710	---	---	.025"
1985-1978	50 HP	50, 500	BUZHW-2 #	2173	---	---	---
1977-1967	50 HP	500, 500SS	BUZHW #	2147	---	---	---
1967	50 HP	500M, 500S	BR7HS # ^	4122	BR7HIX	7067	.028"
	50 HP	FOURSTROKE 50, BIGFOOT, 4-CYL CARB	DPR6EA-9 # ^	5531	---	---	.036"
	50 HP	FOURSTROKE 50, BIGFOOT, 4-CYL EFI	DCPR7E	3932	DCPR7EIX	6046	.032"
1989-1986	45 HP	45	BUZHW-2 #	2173	---	---	---



Denotes Original Equipment
 ^ Available in Blister Pack (see page 6)

Note: Due to different operating or engine conditions an alternate heat range plug maybe required.

MAKE/YR	ENGINE	MODEL NOTES	REGULAR PLUG	STK#	PREMIUM PLUG	STK#	GAP
MERCURY Cont'd							
1962	45 HP	450	BR6S	3522	---	---	.025"
2000-1995	45 HP	45 JET	BP8H-N-10 # ^	4838	---	---	.040"
2002-2001	45 HP	45 JET	BPZ8H-N-10 #	4495	---	---	.040"
	45 HP	FOURSTROKE 45 BODENSEE, 4-CYL CARB	DPR6EA-9 # ^	5531	---	---	.036"
1997-1988	40 HP	40	BUZHW-2 #	2173	---	---	---
2000-1998	40 HP	40	BP8H-N-10 # ^	4838	---	---	.040"
2002-2001	40 HP	40	BPZ8H-N-10 #	4495	---	---	.040"
1961-1960	40 HP	400	BR6S	3522	---	---	.025"
2011-2007	40 HP	40 EFI, BIGFOOT	DCPR6E # ^	3481	DCPR6EIX	8196	.036"
1983-1970	40 HP	40, 400, 402	BUZHW #	2147	---	---	---
2006-2001	40 HP	40, BIG FOOT	DPR6EA-9 # ^	5531	---	---	.036"
2000-1995	40 HP	40, SEA PRO	BP8H-N-10 # ^	4838	---	---	.040"
2006-2001	40 HP	40, SEA PRO	BPZ8H-N-10 #	4495	---	---	.040"
	40 HP	FOURSTROKE 40, 4-CYL CARB	DPR6EA-9 # ^	5531	---	---	.036"
	40 HP	FOURSTROKE 40, BIGFOOT, 3-CYL EFI	DCPR7E	3932	DCPR7EIX	6046	.032"
	40 HP	FOURSTROKE 40, ITALY, 3-CYL CARB	DPR6EA-9 # ^	5531	---	---	.036"
	40 HP	FOURSTROKE 40, JET, SEAPRO, 4-CYL EFI	DCPR7E	3932	DCPR7EIX	6046	.032"
1991-1984	35 HP	35	BUZHW #	2147	---	---	---
1966-1961	35 HP	350	B7S	3710	---	---	.025"
1969-1967	35 HP	350	BR7HS # ^	4122	BR7HIX	7067	.028"
1997-1995	30 HP	30	BUZHW-2 #	2173	---	---	---
1960	30 HP	300	BR6S	3522	---	---	.025"
2000-1995	30 HP	30, SEA PRO, JET	BP8H-N-10 # ^	4838	---	---	.040"
2002-2001	30 HP	30, SEA PRO, JET	BPZ8H-N-10 #	4495	---	---	.040"
	30 HP	FOURSTROKE 30, 3-CYL CARB	DPR6EA-9 # ^	5531	---	---	.036"
	30 HP	FOURSTROKE 30, 3-CYL EFI	DCPR7E	3932	DCPR7EIX	6046	.032"
1962	25 HP	250	BR6S	3522	---	---	.025"
2006-2001	25 HP	25, 2-STROKE	BPZ8H-N-10 #	4495	---	---	.040"
2000-1980	25 HP	25, SEA PRO, SUPER 15	BP8H-N-10 # ^	4838	---	---	.040"
2000-1980	25 HP	25XD, 2-STROKE	BUHW # ^	2622	---	---	---
	25 HP	FOURSTROKE 25 JET, SEAPRO, 3-CYL EFI	DCPR6E # ^	3481	DCPR6EIX	8196	.036"
	25 HP	FOURSTROKE 25, 3-CYL EFI	DCPR6E # ^	3481	DCPR6EIX	8196	.036"
	25 HP	FOURSTROKE 25, CARB	DPR6EA-9 # ^	5531	---	---	.036"
1966-1960	20 HP	200	BR6S	3522	---	---	.025"
1969-1967	20 HP	200	BR7HS # ^	4122	BR7HIX	7067	.028"
1980-1970	20 HP	20, 200	BUZHW-2 #	2173	---	---	---
2000-1986	20 HP	20, JET	BP8H-N-10 # ^	4838	---	---	.040"
2006-2001	20 HP	20, JET, SEA PRO	BPZ8H-N-10 #	4495	---	---	.040"
	20 HP	FOURSTROKE 20, CARB	DCPR6E # ^	3481	DCPR6EIX	8196	.036"
1985-1981	18 HP	18, XD	BP8H-N-10 # ^	4838	---	---	.040"
1961-1960	15 HP	150	BR6S	3522	---	---	.025"
2000-1989	15 HP	15, SEA PRO	BP8HS-15 #	6729	---	---	.060"
2006-2001	15 HP	15, SEA PRO	BPZ8HS-15 #	3180	---	---	.060"
	15 HP	FOURSTROKE 15, BIGFOOT, EFI	DPR6EA-9 # ^	5531	---	---	.036"
	15 HP	FOURSTROKE 15, PROKICKER, BIGFOOT, SEAPRO, CARB	DCPR6E # ^	3481	DCPR6EIX	8196	.036"
2002-2001	10 HP	10 SEA PRO	BPZ8HS-15 #	3180	---	---	.060"
2000-1991	10 HP	10, XR10, SEA PRO	BP8HS-15 #	6729	---	---	.060"
	10 HP	FOURSTROKE 10, CARB	DCPR6E # ^	3481	DCPR6EIX	8196	.036"
1994-1986	9.9 HP	9.9	BP8H-N-10 # ^	4838	---	---	.040"
1998-1995	9.9 HP	9.9 10mm Plug	CR6HS #	7023	CR6HIX	7274	.028"
2000-1995	9.9 HP	9.9 14mm Plug	BP8HS-15 #	6729	---	---	.060"
2006-2001	9.9 HP	9.9	BPZ8HS-15 #	3180	---	---	.060"
	9.9 HP	FOURSTROKE 9.9, 232CC, SERIAL 0H000058 AND 0H016909	CR6HS #	7023	CR6HIX	7274	.028"
2002-1999	9.9 HP	FOURSTROKE 9.9, 323CC EFI	DPR6EA-9 # ^	5531	---	---	.036"

Outboard Engines

Denotes Original Equipment

^ Available in Blister Pack (see page 6)

Note: Due to different operating or engine conditions an alternate heat range plug maybe required.

MAKE/YR	ENGINE	MODEL NOTES	REGULAR PLUG	STK#	PREMIUM PLUG	STK#	GAP
MERCURY Cont'd							
2014-2001	9.9 HP	FOURSTROKE 9.9, BIGFOOT, PROKICKER, 209CC	DCPR6E # ^	3481	DCPR6EIX	8196	.036"
1985-1979	9.8 HP	9.8	B9HS-10 #	3626	---	---	.040"
1969-1967	9.8 HP	110	BR7HS # ^	4122	BR7HIX	7067	.028"
1973-1970	9.8 HP	110	BUZHW-2 #	2173	---	---	---
1974	9.8 HP	110	BUZHW #	2147	---	---	---
1978-1975	9.8 HP	110	BUZHW-2 #	2173	---	---	---
1966-1960	9.8 HP	100, 110	BR6S	3522	---	---	.025"
2000-1986	8 HP	8	BP8H-N-10 # ^	4838	---	---	.040"
2006-2001	8 HP	8	BPZ8H-N-10 #	4495	---	---	.040"
2006-1995	8 HP	8.0 BODENSEE	CR6HS #	7023	CR6HIX	7274	.028"
2014-2005	8 HP	FOURSTROKE 8	DCPR6E # ^	3481	DCPR6EIX	8196	.036"
1969	7.5 HP	75	BR6HS # ^	3922	BR6HIX	3419	.028"
1973-1970	7.5 HP	75	BUZHW-2 #	2173	---	---	---
1974	7.5 HP	75	BUZHW #	2147	---	---	---
1978-1975	7.5 HP	75	BUZHW-2 #	2173	---	---	---
1985-1979	7.5 HP	75	B9HS-10 #	3626	---	---	.040"
2003-1986	6 HP	6	BPZ8H-N-10 #	4495	---	---	.040"
1966-1963	6 HP	60	BR6S	3522	---	---	.025"
1968-1967	6 HP	60	BR6HS # ^	3922	BR6HIX	3419	.028"
2014-2000	6 HP	FOURSTROKE 6	DCPR6E # ^	3481	DCPR6EIX	8196	.036"
2006-1988	5 HP	CLASSIC	BPR7HS-10 #	1092	---	---	.040"
2014-2000	5 HP	FOURSTROKE 5	DCPR6E # ^	3481	DCPR6EIX	8196	.036"
1985-1975	4.5 HP	4.5	BUZHW-2 #	2173	---	---	---
1982-1980	4 HP	4	BPR7HS # ^	6422	BPR7HIX	5944	.028"
1987-1986	4 HP	4	BUZHW-2 #	2173	---	---	---
1969	4 HP	40	BR5HS #	3722	---	---	.024"
1974-1970	4 HP	40	BUZHW-2 #	2173	---	---	---
1979-1976	4 HP	40 GNAT	BR6HS # ^	3922	BR6HIX	3419	.030"
2005-1988	4 HP	CLASSIC	BPR7HS-10 #	1092	---	---	.040"
2014-2000	4 HP	FOURSTROKE 4	DCPR6E # ^	3481	DCPR6EIX	8196	.036"
1966-1964	3.9 HP	39	BR6S	3522	---	---	.025"
1968-1967	3.9 HP	39	BR5HS #	3722	---	---	.024"
1982-1980	3.6 HP	3.6	BP7HS-10 #	7829	---	---	.040"
1985-1983	3.5 HP	3.5	BP6HS-10 #	6326	---	---	.040"
	3.5 HP	FOURSTROKE 3.5, CARB	DCPR6E # ^	3481	DCPR6EIX	8196	.036"
2006-1993	3.3 HP	3.3	BPR6HS-10 #	2633	---	---	.040"
1992-1990	3 HP	3	BPR6HS-10 #	2633	---	---	.040"
2005-1993	2.5 HP	CLASSIC	BP6HS-10 #	6326	---	---	.040"
	2.5 HP	FOURSTROKE 2.5, CARB	DCPR6E # ^	3481	DCPR6EIX	8196	.036"
	2 HP	FOURSTROKE 2, CARB	DCPR6E # ^	3481	DCPR6EIX	8196	.036"
		10X	BP8HS-10 #	3823	---	---	.040"
		150 MAGNUM	BUZHW #	2147	---	---	---
		2.0L F1 CARB/EFI	BUZHW #	2147	---	---	---
		2.4L BASS	BUZHW #	2147	---	---	---
		2.4L EFI	BUZHW #	2147	---	---	---
		2.4L MOD VP	BUZHW #	2147	---	---	---
1993-1991		2.5L CARB	BUZHW #	2147	---	---	---
1997-1994		2.5L EFI	BUZHW #	2147	---	---	---
		200 MAGNUM EFI	BUZHW #	2147	---	---	---
		21.9 CU IN 25SS	BUZHW #	2147	---	---	---
		225 MAGNUM EFI	BUZHW #	2147	---	---	---
		25SS	BUZHW-2 #	2173	---	---	---
		25XS	BUZHW #	2147	---	---	---
		44XS	BUZHW-2 #	2173	---	---	---
		49.9 CU IN 650X	BUZHW #	2147	---	---	---



Denotes Original Equipment
 ^ Available in Blister Pack (see page 6)

Note: Due to different operating or engine conditions an alternate heat range plug maybe required.

MAKE/YR	ENGINE	MODEL NOTES	REGULAR PLUG	STK#	PREMIUM PLUG	STK#	GAP
MERCURY Cont'd							
		99.9 CU IN TWISTER 11-X	BUZHW #	2147	---	---	---
		SST 140	BUZHW #	2147	---	---	---
		XR-2 MAGNUM	BUZHW #	2147	---	---	---
MIGHTY MITE							
	2 HP		B-2	3110	---	---	.025"
	1.7 HP		B-2	3110	---	---	.025"
NISSAN							
1996-1990	140 HP	NS 140A	B8HS-10 #	5126	---	---	.040"
2006-1997	140 HP	NS 140A2	BR8HS-10 # ^	1134	---	---	.040"
1996-1990	120 HP	NS 120A	B8HS-10 #	5126	---	---	.040"
2007-1997	120 HP	NS 120A	BR8HS-10 # ^	1134	---	---	.040"
2008-2007	115 HP	NSD 115A	---	---	IZFR5J #	5899	.032"
	115 HP	NSD 115A2	---	---	IZFR5J #	5899	.032"
1996-1987	90 HP	NS 90A	B8HS-10 #	5126	---	---	.040"
2007-1997	90 HP	NS 90A	BR8HS-10 # ^	1134	---	---	.040"
2008-2004	90 HP	NSD 90A	ZFR6F-11 ^	4291	ZFR6FIX-11	6441	.044"
	90 HP	NSD 90A2	ZFR6F-11 ^	4291	ZFR6FIX-11	6441	.044"
2008-2004	90 HP	NSD 90B	---	---	PZFR6H #	7696	.032"
	90 HP	NSD 90C2	---	---	IZFR6Q	91234	.032"
	75 HP	NSD 75C2	---	---	IZFR6Q	91234	.032"
	70 HP	NS 70A	B8HS-10 #	5126	---	---	.040"
1996-1986	70 HP	NS 70B	B8HS-10 #	5126	---	---	.040"
1999-1997	70 HP	NS 70B	BR8HS-10 # ^	1134	---	---	.040"
2007-2004	70 HP	NS 70B	B8HS-10 #	5126	---	---	.040"
2007-2000	70 HP	NS 70C	BR8HS-10 # ^	1134	---	---	.040"
2008-2004	70 HP	NSD 70A	ZFR6F-11 ^	4291	ZFR6FIX-11	6441	.044"
	70 HP	NSD 70A2	ZFR6F-11 ^	4291	ZFR6FIX-11	6441	.044"
2008-2004	70 HP	NSD 70B	---	---	PZFR6H #	7696	.032"
1986-1985	60 HP	NS 55	B8HS-10 #	5126	---	---	.040"
1992-1987	60 HP	NS 60A	B8HS-10 #	5126	---	---	.040"
1995-1993	60 HP	NS 60B	B8HS-10 #	5126	---	---	.040"
2007-2004	60 HP	NS 60B	B8HS-10 #	5126	---	---	.040"
2007-2004	60 HP	NS 60C	BR8HS-10 # ^	1134	---	---	.040"
1992-1985	50 HP	NS 50C	B8HS-10 #	5126	---	---	.040"
1996-1991	50 HP	NS 50D	B8HS-10 #	5126	---	---	.040"
2006-1997	50 HP	NS 50D	BR8HS-10 # ^	1134	---	---	.040"
2008-2007	50 HP	NS 50D	B8HS-10 #	5126	---	---	.040"
2007	50 HP	NS 50D2	BR8HS-10 # ^	1134	---	---	.040"
2008-2004	50 HP	NSD 50A	ZFR6F-11 ^	4291	ZFR6FIX-11	6441	.044"
2008-2004	50 HP	NSD 50B	---	---	PZFR6H #	7696	.032"
	50 HP	NSD 50B2	---	---	IZFR6Q	91234	.032"
2008-2004	50 HP	W50B	---	---	PZFR6H #	7696	.032"
1995-1994	45 HP	NS 45A	B8HS-10 #	5126	---	---	.040"
1992-1985	40 HP	NS 40C	B7HS-10 #	2129	---	---	.040"
2007-2004	40 HP	NS 40C	BR7HS-10 #	1098	---	---	.040"
1996-1991	40 HP	NS 40D	B7HS-10 #	2129	---	---	.040"
2006-1997	40 HP	NS 40D	BR7HS-10 #	1098	---	---	.032"
2007	40 HP	NS 40D2	BR7HS-10 #	1098	---	---	.032"
	40 HP	NS 40D2	B7HS-10 #	2129	---	---	.040"
2008-2004	40 HP	NSD 40A	ZFR6F-11 ^	4291	ZFR6FIX-11	6441	.044"
2008-2004	40 HP	NSD 40B	---	---	PZFR6H #	7696	.032"
	40 HP	NSD 40B2	---	---	IZFR6Q	91234	.032"
1995-1994	35 HP	NS 35C	B7HS-10 #	2129	---	---	.040"
1996-1986	30 HP	NS 30A	B7HS-10 #	2129	---	---	.040"
2007-1997	30 HP	NS 30A	BR7HS-10 #	1098	---	---	.040"
	30 HP	NS 30A4	B7HS-10 #	2129	---	---	.040"

Outboard Engines

Denotes Original Equipment
 ^ Available in Blister Pack (see page 6)

Note: Due to different operating or engine conditions an alternate heat range plug maybe required.

MAKE/YR	ENGINE	MODEL NOTES	REGULAR PLUG	STK#	PREMIUM PLUG	STK#	GAP
NISSAN Cont'd							
2008-2004	30 HP	NSF 30A	DCPR6E # ^	3481	DCPR6EIX	8196	.036"
2008-2007	30 HP	NSF 30B	DCPR6E # ^	3481	DCPR6EIX	8196	.036"
1996-1986	25 HP	NS 25	B7HS-10 #	2129	---	---	.040"
2007-1997	25 HP	NS 25C	BR7HS-10 #	1098	---	---	.032"
	25 HP	NS 25C3	B7HS-10 #	2129	---	---	.040"
2008-2004	25 HP	NSF 25A	DCPR6E # ^	3481	DCPR6EIX	8196	.036"
2008-2007	25 HP	NSF 25B	DCPR6E # ^	3481	DCPR6EIX	8196	.036"
	20 HP	NS F20C	DCPR6E # ^	3481	DCPR6EIX	8196	.036"
1996-1993	18 HP	NS 18	B7HS-10 #	2129	---	---	.040"
1999-1997	18 HP	NS 18	BR7HS-10 #	1098	---	---	.040"
1992-1985	18 HP	NS 18C	B7HS-10 #	2129	---	---	.040"
2007-2004	18 HP	NS 18C	B7HS-10 #	2129	---	---	.040"
2008-2004	18 HP	NS 18D	B7HS-10 #	2129	---	---	.040"
2001-2000	18 HP	NS 18E	BPR7HS-10 #	1092	---	---	.040"
2007-2004	18 HP	NS 18E	BR7HS-10 #	1098	---	---	.040"
	18 HP	NS 18E2	B7HS-10 #	2129	---	---	.040"
2008-2004	18 HP	NSF 18B	DCPR6E # ^	3481	DCPR6EIX	8196	.036"
	18 HP	NSF 18B2	DCPR6E # ^	3481	DCPR6EIX	8196	.036"
1992-1985	15 HP	NS 15B	B7HS-10 #	2129	---	---	.040"
2007-2004	15 HP	NS 15B	BR7HS-10 #	1098	---	---	.040"
1996-1993	15 HP	NS 15C	BP7HS-10 #	7829	---	---	.040"
1999-1997	15 HP	NS 15C	BPR7HS-10 #	1092	---	---	.040"
2008-2004	15 HP	NS 15C	B7HS-10 #	2129	---	---	.040"
2001-2000	15 HP	NS 15D	BPR7HS-10 #	1092	---	---	.040"
2007-2004	15 HP	NS 15D	BR7HS-10 #	1098	---	---	.040"
	15 HP	NS 15D2	B7HS-10 #	2129	---	---	.040"
2008-2004	15 HP	NSF 15A	DCPR6E # ^	3481	DCPR6EIX	8196	.036"
2008-2004	15 HP	NSF 15B	DCPR6E # ^	3481	DCPR6EIX	8196	.036"
	15 HP	NSF 15B2	DCPR6E # ^	3481	DCPR6EIX	8196	.036"
	15 HP	NSF 15C	DCPR6E # ^	3481	DCPR6EIX	8196	.036"
1987-1985	12 HP	NS 12	B7HS-10 #	2129	---	---	.040"
1994	12 HP	NS 12	B7HS-10 #	2129	---	---	.040"
2007-2004	12 HP	NS 12C	BR7HS-10 #	1098	---	---	.040"
1996-1985	9.9 HP	NS 9.9B	B7HS-10 #	2129	---	---	.040"
2007-1997	9.9 HP	NS 9.9B	BR7HS-10 #	1098	---	---	.040"
2008-2004	9.9 HP	NS 9.9C	B7HS-10 #	2129	---	---	.040"
2007-2004	9.9 HP	NS 9.9D	B7HS-10 #	2129	---	---	.040"
	9.9 HP	NS 9.9D2	BP7HS-10 #	7829	---	---	.040"
2008-2000	9.9 HP	NSF 9.9A	DCPR6E # ^	3481	DCPR6EIX	8196	.036"
2008-2004	9.9 HP	NSF 9.9B	DCPR6E # ^	3481	DCPR6EIX	8196	.036"
	9.9 HP	NSF 9.9B2	DCPR6E # ^	3481	DCPR6EIX	8196	.036"
2008-1998	9.8 HP	NS 9.8B	BPR7HS-10 #	1092	---	---	.040"
	9.8 HP	NSF 9.8A	DCPR6E # ^	3481	DCPR6EIX	8196	.036"
	9.8 HP	NSF 9.8A3	DCPR6E # ^	3481	DCPR6EIX	8196	.036"
1986-1985	8 HP	NS 8A	BP7HS-10 #	7829	---	---	.040"
1996-1987	8 HP	NS 8B	BP7HS-10 #	7829	---	---	.040"
2008-1997	8 HP	NS 8B	BPR7HS-10 #	1092	---	---	.040"
2008-2004	8 HP	NSF 8A	DCPR6E # ^	3481	DCPR6EIX	8196	.036"
	8 HP	NSF 8A3	DCPR6E # ^	3481	DCPR6EIX	8196	.036"
2008-2007	6 HP	NSF 6	DCPR6E # ^	3481	DCPR6EIX	8196	.036"
2008-2004	6 HP	NSF 6A	DCPR6E # ^	3481	DCPR6EIX	8196	.036"
	6 HP	NSF 6A2	DCPR6E # ^	3481	DCPR6EIX	8196	.036"
	6 HP	NSF 6B	DCPR6E # ^	3481	DCPR6EIX	8196	.036"
	6 HP	NSF 6C	DCPR6E # ^	3481	DCPR6EIX	8196	.036"
1996-1985	5 HP	NS 5	BP7HS-10 #	7829	---	---	.040"
2008-1997	5 HP	NS 5B	BPR7HS-10 #	1092	---	---	.040"



Denotes Original Equipment
 ^ Available in Blister Pack (see page 6)

Note: Due to different operating or engine conditions an alternate heat range plug maybe required.

MAKE/YR	ENGINE	MODEL NOTES	REGULAR PLUG	STK#	PREMIUM PLUG	STK#	GAP
NISSAN Cont'd							
	5 HP	NS 5BS	BPR7HS-10 #	1092	---	---	.040"
2008-2007	5 HP	NSF 5	DCPR6E # ^	3481	DCPR6EIX	8196	.036"
2008-1999	5 HP	NSF 5A	DCPR6E # ^	3481	DCPR6EIX	8196	.036"
	5 HP	NSF 5A2	DCPR6E # ^	3481	DCPR6EIX	8196	.036"
	5 HP	NSF 5B	DCPR6E # ^	3481	DCPR6EIX	8196	.036"
	5 HP	NSF 5C	DCPR6E # ^	3481	DCPR6EIX	8196	.036"
2008-2007	4 HP	NSF 4	DCPR6E # ^	3481	DCPR6EIX	8196	.036"
2008-2000	4 HP	NSF 4A	DCPR6E # ^	3481	DCPR6EIX	8196	.036"
	4 HP	NSF 4A2	DCPR6E # ^	3481	DCPR6EIX	8196	.036"
	4 HP	NSF 4B	DCPR6E # ^	3481	DCPR6EIX	8196	.036"
1992-1985	3.5 HP	NS 3.5A	BP6HS-10 #	6326	---	---	.040"
2006-1997	3.5 HP	NS 3.5A	BPR6HS-10 #	2633	---	---	.040"
2007	3.5 HP	NS 3.5A2	BPR6HS-10 #	2633	---	---	.040"
1996-1993	3.5 HP	NS 3.5B	BP6HS-10 #	6326	---	---	.040"
2007-1997	3.5 HP	NS 3.5B	BPR6HS-10 #	2633	---	---	.040"
	3.5 HP	NS 3.5B2	BP6HS-10 #	6326	---	---	.040"
2008-2007	3.5 HP	NSF 3.5A	DCPR6E # ^	3481	DCPR6EIX	8196	.036"
	3.5 HP	NSF 3.5B	DCPR6E # ^	3481	DCPR6EIX	8196	.036"
1996-1985	2.5 HP	NS 2.5A	BP6HS-10 #	6326	---	---	.040"
2007-1997	2.5 HP	NS 2.5A	BPR6HS-10 #	2633	---	---	.040"
	2.5 HP	NS 2.5A2	BP6HS-10 #	6326	---	---	.040"
	2.5 HP	NSF 2.5B	DCPR6E # ^	3481	DCPR6EIX	8196	.036"
2008-2007	2 HP	NSF 2A	DCPR6E # ^	3481	DCPR6EIX	8196	.036"
SEA KING (WARDS)							
1975-1968	55 HP		BR8HS ^	4322	BR8HIX	7001	.030"
1975-1968	35 HP		BR8HS ^	4322	BR8HIX	7001	.030"
1979-1978	35 HP		BR8HS ^	4322	BR8HIX	7001	.030"
1976-1974	25 HP		BR8HS ^	4322	BR8HIX	7001	.030"
1974-1968	20 HP		BR8HS ^	4322	BR8HIX	7001	.030"
1976-1974	15 HP		BR8HS ^	4322	BR8HIX	7001	.030"
1986-1978	15 HP		BR7HS ^	4122	BR7HIX	7067	.030"
1976-1974	10 HP		BR8HS ^	4322	BR8HIX	7001	.030"
1986-1980	9.9 HP		BR7HS ^	4122	BR7HIX	7067	.030"
1974-1968	9.6 HP		BR8HS ^	4322	BR8HIX	7001	.030"
1986-1979	7.5 HP		BR6HS ^	3922	BR6HIX	3419	.030"
1969	7 HP		XR5	3332	XR5IX	7355	.036"
1971-1967	6 HP		B-6L	3212	---	---	.030"
1976-1972	6 HP		BR8HS ^	4322	BR8HIX	7001	.030"
1980-1979	5.9 HP		XR5	3332	XR5IX	7355	.025"
1970-1964	5.8 HP		B-6L	3212	---	---	.030"
1969	5 HP		BR6S	3522	---	---	.036"
1986-1979	4 HP		BR6HS ^	3922	BR6HIX	3419	.030"
1970-1964	3.5 HP		B-6L	3212	---	---	.030"
1980-1979	3.5 HP		BM6A SLD	6021	---	---	.025"
1980-1979	2 HP		B-2	3110	---	---	.025"
SEARS							
	75.2 HP	6070	BR6S	3522	---	---	.030"
	75.2 HP	6071	BR6S	3522	---	---	.030"
	75.2 HP	6076	B8S	3810	---	---	.030"
	75.2 HP	6077	B8S	3810	---	---	.030"
	75 HP	6078	B8S	3810	---	---	.030"
	75 HP	60740	B8S	3810	---	---	.030"
	75 HP	60750	B8S	3810	---	---	.030"
	45 HP	5056	B8S	3810	---	---	.030"
	45 HP	5057	B8S	3810	---	---	.030"
	45 HP	5058	B8S	3810	---	---	.030"

Outboard Engines

Denotes Original Equipment
 ^ Available in Blister Pack (see page 6)

Note: Due to different operating or engine conditions an alternate heat range plug maybe required.

MAKE/YR	ENGINE	MODEL NOTES	REGULAR PLUG	STK#	PREMIUM PLUG	STK#	GAP
SEARS Cont'd							
	45 HP	60540	B8S	3810	---	---	.030"
	45 HP	60550	B8S	3810	---	---	.030"
	43.7 HP	6045	BR6S	3522	---	---	.030"
	43.7 HP	6050	BR6S	3522	---	---	.030"
	43.7 HP	60541	BR6S	3522	---	---	.030"
	43.7 HP	60644	BR6S	3522	---	---	.030"
	35 HP	5941	B8S	3810	---	---	.030"
	28 HP	6037	BR6S	3522	---	---	.030"
	28 HP	6038	BR6S	3522	---	---	.030"
	28 HP	60340	B8S	3810	---	---	.030"
	28 HP	60360	B8S	3810	---	---	.030"
	28 HP	60370	B8S	3810	---	---	.030"
	28 HP	60380	B8S	3810	---	---	.030"
	27.7 HP	6033	BR6S	3522	---	---	.030"
	27.7 HP	6035	BR6S	3522	---	---	.030"
	25 HP		BR8HS ^	4322	BR8HIX	7001	.030"
	15 HP	58105	BR7HS ^	4122	BR7HIX	7067	.030"
	15 HP	58760	XR5	3332	XR5IX	7355	.030"
	15 HP	58761	XR5	3332	XR5IX	7355	.030"
	15 HP	586310	XR5	3332	XR5IX	7355	.030"
	15 HP	586311	XR5	3332	XR5IX	7355	.030"
	15 HP	586320	XR5	3332	XR5IX	7355	.030"
	15 HP	586330	XR5	3332	XR5IX	7355	.030"
	15 HP	586331	XR5	3332	XR5IX	7355	.030"
	15 HP	586340	XR5	3332	XR5IX	7355	.030"
	14 HP	6013	BR6S	3522	---	---	.030"
	14 HP	6014	BR6S	3522	---	---	.030"
	14 HP	6015	BR6S	3522	---	---	.030"
	12 HP	5927	B-6L	3212	---	---	.030"
	10.5 HP	58720	XR5	3332	XR5IX	7355	.030"
	10.5 HP	58721	XR5	3332	XR5IX	7355	.030"
	9.9 HP	58710	XR5	3332	XR5IX	7355	.030"
	9.9 HP	58711	XR5	3332	XR5IX	7355	.030"
	9.9 HP	586210	XR5	3332	XR5IX	7355	.030"
	9.9 HP	586211	XR5	3332	XR5IX	7355	.030"
	9.9 HP	586220	XR5	3332	XR5IX	7355	.030"
	9.9 HP	586230	XR5	3332	XR5IX	7355	.030"
	9.9 HP	586231	XR5	3332	XR5IX	7355	.030"
	9.9 HP	586240	XR5	3332	XR5IX	7355	.030"
	7.5 HP	6008	B-6L	3212	---	---	.030"
	7.5 HP	6010	B-6L	3212	---	---	.030"
	7.5 HP	6012	B-6L	3212	---	---	.030"
	7.5 HP	58809	XR5	3332	XR5IX	7355	.036"
	7.5 HP	58820	XR5	3332	XR5IX	7355	.036"
	7.5 HP	58821	XR5	3332	XR5IX	7355	.036"
	7.5 HP	58850	XR5	3332	XR5IX	7355	.036"
	7.5 HP	58880	XR5	3332	XR5IX	7355	.036"
	7.5 HP	58881	XR5	3332	XR5IX	7355	.036"
	7.5 HP	58882	XR5	3332	XR5IX	7355	.036"
	7.5 HP	58891	XR5	3332	XR5IX	7355	.036"
	7.5 HP	59450	XR5	3332	XR5IX	7355	.036"
	7.5 HP	59490	XR5	3332	XR5IX	7355	.036"
	7.5 HP	59491	XR5	3332	XR5IX	7355	.036"
	7.5 HP	60070	B-6L	3212	---	---	.030"
	7.5 HP	60090	B-6L	3212	---	---	.030"
	7.5 HP	60100	B-6L	3212	---	---	.030"



Denotes Original Equipment
 ^ Available in Blister Pack (see page 6)

Note: Due to different operating or engine conditions an alternate heat range plug maybe required.

MAKE/YR	ENGINE	MODEL NOTES	REGULAR PLUG	STK#	PREMIUM PLUG	STK#	GAP
SEARS Cont'd							
	7.5 HP	585780	XR5	3332	XR5IX	7355	.036"
	7.5 HP	585810	XR5	3332	XR5IX	7355	.030"
	7.5 HP	585811	XR5	3332	XR5IX	7355	.030"
	7.5 HP	585821	XR5	3332	XR5IX	7355	.036"
	7.5 HP	585830	XR5	3332	XR5IX	7355	.036"
	7.5 HP	585840	XR5	3332	XR5IX	7355	.030"
	7.5 HP	585850	XR5	3332	XR5IX	7355	.030"
	7.5 HP	585880	XR5	3332	XR5IX	7355	.036"
	7.5 HP	585890	XR5	3332	XR5IX	7355	.030"
	7.5 HP	585910	XR5	3332	XR5IX	7355	.036"
	7.5 HP	585911	XR5	3332	XR5IX	7355	.036"
	7.5 HP	585920	XR5	3332	XR5IX	7355	.030"
	7.5 HP	585930	XR5	3332	XR5IX	7355	.030"
	7.5 HP	585931	XR5	3332	XR5IX	7355	.036"
	7.5 HP	586110	XR5	3332	XR5IX	7355	.036"
	7.5 HP	586111	XR5	3332	XR5IX	7355	.036"
	7.5 HP	586120	XR5	3332	XR5IX	7355	.036"
	7 HP	58530	XR5	3332	XR5IX	7355	.036"
	7 HP	58531	XR5	3332	XR5IX	7355	.036"
	7 HP	58532	XR5	3332	XR5IX	7355	.036"
	7 HP	58830	XR5	3332	XR5IX	7355	.036"
	7 HP	59440	XR5	3332	XR5IX	7355	.036"
	7 HP	59840	XR5	3332	XR5IX	7355	.036"
	7 HP	59970	XR5	3332	XR5IX	7355	.036"
	7 HP	585860	XR5	3332	XR5IX	7355	.030"
	7 HP	585861	XR5	3332	XR5IX	7355	.030"
	6 HP	6004	B-6L	3212	---	---	.030"
	6 HP	6005	B-6L	3212	---	---	.030"
	6 HP	60060	B-6L	3212	---	---	.030"
	5.5 HP	59430	XR5	3332	XR5IX	7355	.036"
	5.5 HP	59431	XR5	3332	XR5IX	7355	.036"
	5.5 HP	59432	XR5	3332	XR5IX	7355	.036"
	5.5 HP	59433	XR5	3332	XR5IX	7355	.036"
	5.5 HP	59980	XR5	3332	XR5IX	7355	.036"
	5.5 HP	585710	XR5	3332	XR5IX	7355	.036"
	5 HP	58520	BR6S	3522	---	---	.036"
	5 HP	58521	XR5	3332	XR5IX	7355	.036"
	5 HP	58610	XR5	3332	XR5IX	7355	.036"
	5 HP	58620	XR5	3332	XR5IX	7355	.036"
	5 HP	58960	BR6S	3522	---	---	.036"
	5 HP	58961	BR6S	3522	---	---	.036"
	5 HP	58962	XR5	3332	XR5IX	7355	.036"
	5 HP	58990	XR5	3332	XR5IX	7355	.036"
	5 HP	58991	XR5	3332	XR5IX	7355	.036"
	5 HP	58992	XR5	3332	XR5IX	7355	.036"
	5 HP	59310	XR5	3332	XR5IX	7355	.036"
	5 HP	59311	XR5	3332	XR5IX	7355	.036"
	5 HP	59520	BR6S	3522	---	---	.036"
	5 HP	59670	BR6S	3522	---	---	.036"
	5 HP	59671	BR6S	3522	---	---	.036"
	5 HP	59672	BR6S	3522	---	---	.036"
	5 HP	59673	XR5	3332	XR5IX	7355	.036"
	5 HP	59680	XR5	3332	XR5IX	7355	.036"
	5 HP	585411	XR5	3332	XR5IX	7355	.036"
	5 HP	585420	XR5	3332	XR5IX	7355	.030"
	5 HP	585430	XR5	3332	XR5IX	7355	.030"

Outboard Engines

Denotes Original Equipment
 ^ Available in Blister Pack (see page 6)

Note: Due to different operating or engine conditions an alternate heat range plug maybe required.

MAKE/YR	ENGINE	MODEL NOTES	REGULAR PLUG	STK#	PREMIUM PLUG	STK#	GAP
SEARS Cont'd							
	5 HP	585441	XR5	3332	XR5IX	7355	.030"
	5 HP	585460	XR5	3332	XR5IX	7355	.030"
	5 HP	585470	XR5	3332	XR5IX	7355	.030"
	5 HP	595410	XR5	3332	XR5IX	7355	.036"
	5 HP	595431	XR5	3332	XR5IX	7355	.030"
	5 HP	595440	XR5	3332	XR5IX	7355	.030"
	4.8 HP	58970	XR5	3332	XR5IX	7355	.036"
	4.8 HP	58971	XR5	3332	XR5IX	7355	.036"
	4.5 HP	59460	XR5	3332	XR5IX	7355	.036"
	4.5 HP	59461	XR5	3332	XR5IX	7355	.036"
	4.5 HP	59462	XR5	3332	XR5IX	7355	.036"
	4.5 HP	59463	XR5	3332	XR5IX	7355	.036"
	4.5 HP	59464	XR5	3332	XR5IX	7355	.036"
	4 HP	58580	XR5	3332	XR5IX	7355	.030"
	4 HP	585270	XR5	3332	XR5IX	7355	.030"
	3.6 HP	6001	B-6L	3212	---	---	.030"
	3.6 HP	58511	BR6S	3522	---	---	.036"
	3.6 HP	58512	BR6S	3522	---	---	.036"
	3.6 HP	58513	XR5	3332	XR5IX	7355	.036"
	3.6 HP	58514	XR5	3332	XR5IX	7355	.036"
	3.6 HP	60000	B-6L	3212	---	---	.030"
	3.5 HP	6003	B-6L	3212	---	---	.030"
	3.5 HP	6091	BM6A SLD	6021	---	---	.030"
	3.5 HP	6094	BM6A SLD	6021	---	---	.030"
	3.5 HP	58510	BR6S	3522	---	---	.036"
	3.5 HP	58542	XR5	3332	XR5IX	7355	.036"
	3.5 HP	58550	XR5	3332	XR5IX	7355	.036"
	3.5 HP	58560	XR5	3332	XR5IX	7355	.036"
	3.5 HP	59501	BM6A SLD	6021	---	---	.030"
	3.5 HP	59860	BR6S	3522	---	---	.036"
	3.5 HP	59861	BR6S	3522	---	---	.036"
	3.5 HP	59862	XR5	3332	XR5IX	7355	.036"
	3.5 HP	59900	BM6A SLD	6021	---	---	.030"
	3.5 HP	60020	B-6L	3212	---	---	.030"
	3.5 HP	60030	B-6L	3212	---	---	.030"
	3.5 HP	585230	XR5	3332	XR5IX	7355	.030"
	3.5 HP	585240	XR5	3332	XR5IX	7355	.030"
	3.5 HP	585241	XR5	3332	XR5IX	7355	.030"
	3.5 HP	585280	XR5	3332	XR5IX	7355	.030"
	3 HP	58540	XR5	3332	XR5IX	7355	.030"
	3 HP	58541	XR5	3332	XR5IX	7355	.030"
	3 HP	58543	XR5	3332	XR5IX	7355	.030"
	3 HP	58544	XR5	3332	XR5IX	7355	.030"
	3 HP	585210	XR5	3332	XR5IX	7355	.030"
	3 HP	585211	XR5	3332	XR5IX	7355	.030"
	3 HP	585220	XR5	3332	XR5IX	7355	.030"
	2 HP	58241	B-4	3210	---	---	.030"
	2 HP	58250	B-4	3210	---	---	.030"
	1.2 HP	585120	BR6S	3522	---	---	.025"
	1.2 HP	585121	BR6S	3522	---	---	.025"
	1.2 HP	585122	BMR6A SLD	4002	---	---	.025"
SPIRIT (SUZUKI)							
1981-1979	85 HP	85	BR8HS # ^	4322	BR8HIX	7001	.036"
1981-1977	65 HP	65	BR8HS # ^	4322	BR8HIX	7001	.036"
1981-1977	50 HP	50	BR8HS # ^	4322	BR8HIX	7001	.036"
1981-1980	40 HP	40	BR8HS # ^	4322	BR8HIX	7001	.036"



Denotes Original Equipment
 ^ Available in Blister Pack (see page 6)

Note: Due to different operating or engine conditions an alternate heat range plug maybe required.

MAKE/YR	ENGINE	MODEL NOTES	REGULAR PLUG	STK#	PREMIUM PLUG	STK#	GAP
SPIRIT (SUZUKI) Cont'd							
1981-1976	25 HP	25	BR7HS # ^	4122	BR7HIX	7067	.028"
1981-1976	20 HP	20	BR7HS # ^	4122	BR7HIX	7067	.028"
1981-1976	16 HP	16	BR7HS # ^	4122	BR7HIX	7067	.028"
1981-1976	9 HP	9.9	BR6HS # ^	3922	BR6HIX	3419	.028"
1981-1980	8 HP	8	BPR6HS #	7022	BPR6HIX	4085	.028"
	7.5 HP	7.5	BR6HS # ^	3922	BR6HIX	3419	.028"
1981-1978	5 HP	5	BPR6HS #	7022	BPR6HIX	4085	.028"
1977-1976	4.5 HP	4.5	BR6HS # ^	3922	BR6HIX	3419	.028"
1981-1979	3.5 HP	3.5	BPR6HS #	7022	BPR6HIX	4085	.028"
1981-1977	2 HP	2	BR5HS #	3722	---	---	.024"
SUZUKI							
2011-2007	300 HP	DF300	BKR6E #	6962	BKR6EIX	6418	.036"
	300 HP	DF300AP, 30002P-210001 to 30002P-51XXXX	BKR6E #	6962	BKR6EIX	6418	.036"
	250 HP	DF250	BKR6E #	6962	BKR6EIX	6418	.036"
	250 HP	DF250AP, 25003P-310001 to 25003P-51XXXX	BKR6E #	6962	BKR6EIX	6418	.036"
	250 HP	DF250SS, 25004F-310001 to 25004F-51XXXX	BKR6E #	6962	BKR6EIX	6418	.036"
	225 HP	DF225	BKR6E #	6962	BKR6EIX	6418	.036"
2003-1987	225 HP	DT225	BR8HS-10 # ^	1134	---	---	.040"
	200 HP	DF200	BKR6E #	6962	BKR6EIX	6418	.036"
	200 HP	DF200A, 20003F-510001 to 20003F-51XXXX	LKR6E #	92650	---	---	.036"
2000-1986	200 HP	DT200	BR8HS-10 # ^	1134	---	---	.040"
	175 HP	DF175	BKR6E #	6962	BKR6EIX	6418	.036"
1992-1987	175 HP	DT175	BR8HS-10 # ^	1134	---	---	.040"
	150 HP	DF150	BKR6E #	6962	BKR6EIX	6418	.036"
	150 HP	DF150SS	BKR6E #	6962	BKR6EIX	6418	.036"
1997-1986	150 HP	DT150	BR8HS-10 # ^	1134	---	---	.040"
2003-1987	150 HP	DT150 EFI	BR8HS-10 # ^	1134	---	---	.040"
2003-1987	150 HP	DT150S EFI	BR8HS-10 # ^	1134	---	---	.040"
1988-1986	150 HP	DT150SS	B8HS-10 #	5126	---	---	.040"
1992-1989	150 HP	DT150SS	BR8HS-10 # ^	1134	---	---	.040"
2011-2002	140 HP	DF140	BKR6E #	6962	BKR6EIX	6418	.036"
	140 HP	DF140A, 14003F-310001 to 14003F-51XXXX	BKR6E #	6962	BKR6EIX	6418	.036"
1995-1981	140 HP	DT140	B8HS-10 #	5126	---	---	.040"
1996	140 HP	DT140	BR8HCS-10 #	1157	---	---	.040"
2000-1997	140 HP	DT140	BR8HS # ^	4322	BR8HIX	7001	.036"
2001-1997	140 HP	DT140 EFI	BR8HS-10 # ^	1134	---	---	.040"
1995-1989	140 HP	PU140	BR8HCS-10 #	1157	---	---	.040"
1997-1996	140 HP	PU140	BR8HS-10 # ^	1134	---	---	.040"
2011-2001	115 HP	DF115	BKR6E #	6962	BKR6EIX	6418	.036"
	115 HP	DF115A	BKR6E #	6962	BKR6EIX	6418	.036"
	115 HP	DF115SS	BKR6E #	6962	BKR6EIX	6418	.036"
1990-1981	115 HP	DT115	BR8HS # ^	4322	BR8HIX	7001	.036"
1997-1991	115 HP	DT115	BR8HCS-10 #	1157	---	---	.040"
2000-1998	115 HP	DT115	BR8HS # ^	4322	BR8HIX	7001	.036"
2001-1996	115 HP	DT115S EFI	BR8HS-10 # ^	1134	---	---	.040"
2010-2009	100 HP	DF100	BKR6E #	6962	BKR6EIX	6418	.036"
	100 HP	DF100A	BKR6E #	6962	BKR6EIX	6418	.036"
1990-1989	100 HP	DT100	BR8HS-10 # ^	1134	---	---	.040"
1995-1991	100 HP	DT100	BR8HCS-10 #	1157	---	---	.040"
2000-1996	100 HP	DT100	BR8HS-10 # ^	1134	---	---	.040"
2010	99 HP	DF99AR	CR6E #	6965	---	---	.032"
2010	99 HP	DF99TH	DCPR6E # ^	3481	DCPR6EIX	8196	.036"
2008-2001	90 HP	DF90	BKR6E #	6962	BKR6EIX	6418	.036"
	90 HP	DF90A	DCPR6E # ^	3481	DCPR6EIX	8196	.036"
1990-1989	90 HP	DT90	BR8HS-10 # ^	1134	---	---	.040"
1995-1991	90 HP	DT90	BR8HCS-10 #	1157	---	---	.040"

Outboard Engines

Denotes Original Equipment

^ Available in Blister Pack (see page 6)

Note: Due to different operating or engine conditions an alternate heat range plug maybe required.

MAKE/YR	ENGINE	MODEL NOTES	REGULAR PLUG	STK#	PREMIUM PLUG	STK#	GAP
SUZUKI Cont'd							
1997-1996	90 HP	DT90	BR8HS-10 # ^	1134	---	---	.040"
1993-1979	85 HP	DT85	BR8HS # ^	4322	BR8HIX	7001	.036"
2000-1994	85 HP	DT85	BR8HS-10 # ^	1134	---	---	.040"
1993-1989	85 HP	PU85	BR8HS # ^	4322	BR8HIX	7001	.036"
1997-1994	85 HP	PU85	BR8HS-10 # ^	1134	---	---	.040"
2011-2009	80 HP	DF80A	DCPR6E # ^	3481	DCPR6EIX	8196	.036"
1996-1983	75 HP	DT75	BR8HS # ^	4322	BR8HIX	7001	.034"
1996	75 HP	DT75	BR8HS-10 # ^	1134	---	---	.040"
2008-1998	70 HP	DF70	BPR6ES SLD #	4008	BPR6EIX	6637	.036"
	70 HP	DF70A	DCPR6E # ^	3481	DCPR6EIX	8196	.036"
2007-2005	70 HP	DF70THL, TL	BPR6ES SLD #	4008	BPR6EIX	6637	.036"
1982-1978	65 HP	DT65	BR8HS # ^	4322	BR8HIX	7001	.036"
1995-1985	65 HP	DT65	BR8HS # ^	4322	BR8HIX	7001	.036"
1997-1996	65 HP	DT65	BR8HS-10 # ^	1134	---	---	.040"
2009-1998	60 HP	DF60	BPR6ES SLD #	4008	BPR6EIX	6637	.036"
	60 HP	DF60A	DCPR6E # ^	3481	DCPR6EIX	8196	.036"
	60 HP	DF60AV	DCPR6E # ^	3481	DCPR6EIX	8196	.036"
1984-1983	60 HP	DT60	BR8HS # ^	4322	BR8HIX	7001	.036"
1995-1985	55 HP	DT55	BR8HS # ^	4322	BR8HIX	7001	.036"
1997-1996	55 HP	DT55	BR8HS-10 # ^	1134	---	---	.040"
1993-1989	55 HP	PU55	BR8HS # ^	4322	BR8HIX	7001	.036"
1995-1994	55 HP	PU55	BR8HS-10 # ^	1134	---	---	.040"
2010-1999	50 HP	DF50	DCPR6E # ^	3481	DCPR6EIX	8196	.036"
	50 HP	DF50A	DCPR6E # ^	3481	DCPR6EIX	8196	.036"
	50 HP	DF50AV	DCPR6E # ^	3481	DCPR6EIX	8196	.036"
1984-1977	50 HP	DT50	B8HS-10 #	5126	---	---	.040"
2008-2005	46 HP	DF46	BPR6ES SLD #	4008	BPR6EIX	6637	.036"
2010-1999	40 HP	DF40	DCPR6E # ^	3481	DCPR6EIX	8196	.036"
2011	40 HP	DF40A	DCPR6E # ^	3481	DCPR6EIX	8196	.036"
1985-1980	40 HP	DT40	BR8HS # ^	4322	BR8HIX	7001	.036"
1993-1984	40 HP	DT40C	BR8HS # ^	4322	BR8HIX	7001	.036"
1998-1994	40 HP	DT40C	BR8HS-10 # ^	1134	---	---	.040"
1993-1989	40 HP	PU40	BR8HS # ^	4322	BR8HIX	7001	.036"
1995-1994	40 HP	PU40	BR8HS-10 # ^	1134	---	---	.040"
1982-1980	35 HP	DT35	BR8HS # ^	4322	BR8HIX	7001	.036"
1989-1987	35 HP	DT35	B8HS-10 #	5126	---	---	.040"
2007-2000	30 HP	DF30	DCPR6E # ^	3481	DCPR6EIX	8196	.036"
	30 HP	DF30A, EFI	CPR6EA-9 #	6899	---	---	.036"
1987-1983	30 HP	DT30	B7HS-10 #	2129	---	---	.040"
1992-1988	30 HP	DT30C	B7HS-10 #	2129	---	---	.040"
1998-1993	30 HP	DT30C	BR7HS-10 #	1098	---	---	.040"
2006-2000	25 HP	DF25	DCPR6E # ^	3481	DCPR6EIX	8196	.036"
2011-2006	25 HP	DF25	BKR6E #	6962	BKR6EIX	6418	.036"
	25 HP	DF25A, EFI	CPR6EA-9 #	6899	---	---	.036"
	25 HP	DF25E	BKR6E #	6962	BKR6EIX	6418	.036"
	25 HP	DF25R	BKR6E #	6962	BKR6EIX	6418	.036"
1988-1977	25 HP	DT25	B7HS-10 #	2129	---	---	.040"
1992-1989	25 HP	DT25C	B7HS-10 #	2129	---	---	.040"
2000-1993	25 HP	DT25C	BR7HS-10 #	1098	---	---	.040"
	20 HP	DF20A, EFI	CPR6EA-9 #	6899	---	---	.036"
1988-1977	20 HP	DT20	BR7HS # ^	4122	BR7HIX	7067	.028"
1982-1977	16 HP	DT16	BR7HS # ^	4122	BR7HIX	7067	.028"
2004-1996	15 HP	DF15	DCPR6E # ^	3481	DCPR6EIX	8196	.036"
2010-2005	15 HP	DF15	BKR6E #	6962	BKR6EIX	6418	.036"
2011	15 HP	DF15	CPR6EA-9 #	6899	---	---	.036"
	15 HP	DF15A, EFI	CPR6EA-9 #	6899	---	---	.036"



Denotes Original Equipment
 ^ Available in Blister Pack (see page 6)

Note: Due to different operating or engine conditions an alternate heat range plug maybe required.

MAKE/YR	ENGINE	MODEL NOTES	REGULAR PLUG	STK#	PREMIUM PLUG	STK#	GAP
SUZUKI Cont'd							
1988-1983	15 HP	DT15	BR7HS # ^	4122	BR7HIX	7067	.028"
1991-1989	15 HP	DT15C	B7HS-10 #	2129	---	---	.040"
1997-1992	15 HP	DT15C	BR7HS-10 #	1098	---	---	.040"
2004-1996	9.9 HP	DF9.9	DCPR6E # ^	3481	DCPR6EIX	8196	.036"
2010-2005	9.9 HP	DF9.9	BKR6E #	6962	BKR6EIX	6418	.036"
2011	9.9 HP	DF9.9	CPR6EA-9 #	6899	---	---	.036"
	9.9 HP	DF9.9A	CR6E #	6965	---	---	.032"
	9.9 HP	DF9.9AE	CR6E #	6965	---	---	.032"
	9.9 HP	DF9.9B, EFI	CPR6EA-9 #	6899	---	---	.036"
	9.9 HP	DF9.9TH	CPR6EA-9 #	6899	---	---	.036"
1982-1977	9.9 HP	DT9.9	BR7HS-10 #	1098	---	---	.040"
1985-1983	9.9 HP	DT9.9	B7HS-10 #	2129	---	---	.040"
1988-1986	9.9 HP	DT9.9	BR6HS-10 #	1090	---	---	.040"
1991-1988	9.9 HP	DT9.9C	BR6HS # ^	3922	BR6HIX	3419	.028"
1997-1992	9.9 HP	DT9.9C	BR6HS-10 #	1090	---	---	.040"
1979-1977	9 HP	DT9	BR6HS # ^	3922	BR6HIX	3419	.028"
2011-2010	8 HP	DF8A	CR6E #	6965	---	---	.032"
1987-1977	8 HP	DT8	BPR6HS #	7022	BPR6HIX	4085	.028"
1997-1988	8 HP	DT8C	BR6HS-10 #	1090	---	---	.040"
1979-1977	7.5 HP	DT7.5	BR6HS # ^	3922	BR6HIX	3419	.028"
1985-1984	6 HP	DT6	BPR6HS #	7022	BPR6HIX	4085	.028"
2002-1986	6 HP	DT6	BR6HS-10 #	1090	---	---	.040"
2010-2003	6 HP	DF6	BPR6ES SLD #	4008	BPR6EIX	6637	.036"
2011	6 HP	DF6	CPR6EA-9 #	6899	---	---	.036"
1983-1977	5 HP	DT5	BPR6HS #	7022	BPR6HIX	4085	.028"
2002-1999	5 HP	DT5	BPR7HS-10 #	1092	---	---	.040"
1979-1977	4.5 HP	DT4.5	BR6HS # ^	3922	BR6HIX	3419	.028"
2010-2003	4 HP	DF4	BPR6ES SLD #	4008	BPR6EIX	6637	.036"
2011	4 HP	DF4	CPR6EA-9 #	6899	---	---	.036"
1987-1985	4 HP	DT4	BPR6HS #	7022	BPR6HIX	4085	.028"
1998-1988	4 HP	DT4	BPR5HS #	6222	---	---	.028"
1979-1977	4 HP	DT4D	BR6HS # ^	3922	BR6HIX	3419	.028"
1984-1979	3.5 HP	DT3.5	BPR6HS #	7022	BPR6HIX	4085	.028"
	2.5 HP	DF2.5	CR6HSA #	2983	CR6HIX	7274	.028"
1997-1993	2.2 HP	DT2.2	BR5HS #	3722	---	---	.024"
1989-1977	2 HP	DT2	B-4H #	4110	---	---	.028"
1997-1990	2 HP	DT2	BR5HS #	3722	---	---	.024"
TANAKA							
1988-1984	5.5 HP	TOB 550	BPR7HS # ^	6422	BPR7HIX	5944	.028"
1988-1984	5.5 HP	TOB 550L	BPR7HS # ^	6422	BPR7HIX	5944	.028"
1999-1981	3 HP	TOB 300	BMR6A SLD #	4002	---	---	.028"
1979-1973	2.5 HP	TOB 25	BMR6A SLD #	4002	---	---	.028"
1990-1981	1.75 HP	TOB 175	BMR6A SLD #	4002	---	---	.028"
1989-1972	1.2 HP	TOB 12	BMR6A SLD #	4002	---	---	.028"
1998-1981	1.2 HP	TOB 120	BMR6A SLD #	4002	---	---	.028"
1992		BUMBLE BEE	BM6F # ^	6221	---	---	.028"
TOHATSU							
	225 HP	BFT225A	---	---	IZFR6K-11E	6748	.044"
	200 HP	BFT200A	---	---	IZFR6K-11E	6748	.044"
1995-1989	140 HP	M140A	B8HS-10 #	5126	---	---	.040"
1996-1995	140 HP	M140A2	B8HS-10 #	5126	---	---	.040"
2006-1997	140 HP	M140A2	BR8HS-10 # ^	1134	---	---	.040"
1995-1990	120 HP	M120A	B8HS-10 #	5126	---	---	.040"
2006-2004	120 HP	M120A	B8HS-10 #	5126	---	---	.040"
1996-1995	120 HP	M120A2	B8HS-10 #	5126	---	---	.040"
1999-1997	120 HP	M120A2	BR8HS-10 # ^	1134	---	---	.040"

Outboard Engines

Denotes Original Equipment
 ^ Available in Blister Pack (see page 6)

Note: Due to different operating or engine conditions an alternate heat range plug maybe required.

MAKE/YR	ENGINE	MODEL NOTES	REGULAR PLUG	STK#	PREMIUM PLUG	STK#	GAP
TOHATSU Cont'd							
2007	120 HP	M120A2	BR8HS-10 # ^	1134	---	---	.040"
1995-1993	115 HP	M115A	B8HS-10 #	5126	---	---	.040"
2006-2004	115 HP	M115A	B8HS-10 #	5126	---	---	.040"
	115 HP	M115A	---	---	IZFR5J #	5899	.032"
1996-1995	115 HP	M115A2	B8HS-10 #	5126	---	---	.040"
2001-1997	115 HP	M115A2	BR8HS-10 # ^	1134	---	---	.040"
2006-2004	115 HP	M115A2	BR8HS-10 # ^	1134	---	---	.040"
	115 HP	MD115A	---	---	PZFR6H #	7696	.032"
	115 HP	MD115A2	---	---	IZFR5J #	5899	.032"
1996-1987	90 HP	M90A	B8HS-10 #	5126	---	---	.040"
2007-1997	90 HP	M90A	BR8HS-10 # ^	1134	---	---	.040"
2008-2004	90 HP	MD90A	ZFR6F-11 ^	4291	ZFR6FIX-11	6441	.044"
2008-2004	90 HP	MD90A2	ZFR6F-11 ^	4291	ZFR6FIX-11	6441	.044"
2008-2004	90 HP	MD90B	---	---	PZFR6H #	7696	.032"
	90 HP	MD90C2	---	---	IZFR6Q	91234	.032"
	83 HP	MFS8A3	DCPR6E # ^	3481	DCPR6EIX	8196	.036"
	75 HP	MD75C2	---	---	IZFR6Q	91234	.032"
1986-1982	70 HP	M70A	B8HS-10 #	5126	---	---	.040"
	70 HP	M70A	BR8HS-10 # ^	1134	---	---	.040"
1992-1986	70 HP	M70A2	B8HS-10 #	5126	---	---	.040"
2006-2004	70 HP	M70A2	B8HS-10 #	5126	---	---	.040"
1996-1992	70 HP	M70B	B8HS-10 #	5126	---	---	.040"
2006-1997	70 HP	M70B	BR8HS-10 # ^	1134	---	---	.040"
2007	70 HP	M70B	B8HS-10 #	5126	---	---	.040"
2007-2000	70 HP	M70C	BR8HS-10 # ^	1134	---	---	.040"
2008-2004	70 HP	MD70A2	ZFR6F-11 ^	4291	ZFR6FIX-11	6441	.044"
2008-2004	70 HP	MD70B	---	---	PZFR6H #	7696	.032"
	62 HP	MFS6A2S	DCPR6E # ^	3481	DCPR6EIX	8196	.036"
	60 HP	BFT60A	LMAR6C-9 #	1679	---	---	.036"
	60 HP	BFTW60A	LMAR6C-9 #	1679	---	---	.036"
	60 HP	M60A	BR8HS-10 # ^	1134	---	---	.040"
2007-1992	60 HP	M60B	B8HS-10 #	5126	---	---	.040"
	60 HP	M60C	BR8HS-10 # ^	1134	---	---	.040"
1983-1980	55 HP	M55A	B8HS-10 #	5126	---	---	.040"
1986-1980	55 HP	M55B	B8HS-10 #	5126	---	---	.040"
2006-2004	55 HP	M55B	B8HS-10 #	5126	---	---	.040"
	52 HP	MFS5A2S	DCPR6E # ^	3481	DCPR6EIX	8196	.036"
1991-1986	50 HP	M50C	B8HS-10 #	5126	---	---	.040"
2006-2004	50 HP	M50C	B8HS-10 #	5126	---	---	.040"
	50 HP	M50C	BR8HS-10 # ^	1134	---	---	.040"
1996-1990	50 HP	M50D	B8HS-10 #	5126	---	---	.040"
2006-1997	50 HP	M50D	BR8HS-10 # ^	1134	---	---	.040"
2007	50 HP	M50D	B8HS-10 #	5126	---	---	.040"
	50 HP	M50D	BR8HS-10 # ^	1134	---	---	.040"
	50 HP	M50D2	BR8HS-10 # ^	1134	---	---	.040"
2008-2004	50 HP	MD50A	ZFR6F-11 ^	4291	ZFR6FIX-11	6441	.044"
2008-2004	50 HP	MD50B	---	---	PZFR6H #	7696	.032"
	50 HP	MD50B2	---	---	IZFR6Q	91234	.032"
2008-2004	50 HP	W50	---	---	PZFR6H #	7696	.032"
	42 HP	MFS4A2	DCPR6E # ^	3481	DCPR6EIX	8196	.036"
1976-1973	40 HP	M40A	BR7HS # ^	4122	BR7HIX	7067	.028"
2006-1983	40 HP	M40C	B7HS-10 #	2129	---	---	.040"
2007	40 HP	M40C	BR7HS-10 #	1098	---	---	.040"
1996-1989	40 HP	M40D	B7HS-10 #	2129	---	---	.040"
2006-1997	40 HP	M40D	BR7HS-10 #	1098	---	---	.040"
2007	40 HP	M40D	B7HS-10 #	2129	---	---	.040"



Denotes Original Equipment
^ Available in Blister Pack (see page 6)

Note: Due to different operating or engine conditions an alternate heat range plug maybe required.

MAKE/YR	ENGINE	MODEL NOTES	REGULAR PLUG	STK#	PREMIUM PLUG	STK#	GAP
TOHATSU Cont'd							
2007-2004	40 HP	M40D2	BR7HS-10 #	1098	---	---	.040"
2008-2004	40 HP	MD40A	ZFR6F-11 ^	4291	ZFR6FIX-11	6441	.044"
2008-2004	40 HP	MD40B	---	---	PZFR6H #	7696	.032"
	40 HP	MD40B2	---	---	IZFR6Q	91234	.032"
1980-1976	35 HP	M35A	BR7HS # ^	4122	BR7HIX	7067	.028"
1982-1979	35 HP	M35B	BR7HS # ^	4122	BR7HIX	7067	.028"
1990-1984	35 HP	M35C	BR7HS # ^	4122	BR7HIX	7067	.028"
	35 HP	MD35 JET	---	---	IZFR6Q	91234	.032"
	35 HP	MD35B2 JET	---	---	IZFR6Q	91234	.032"
1981-1979	30 HP	M30A	B7HS-10 #	2129	---	---	.040"
1986-1981	30 HP	M30A2	B7HS-10 #	2129	---	---	.040"
1996-1986	30 HP	M30A3	B7HS-10 #	2129	---	---	.040"
1999-1997	30 HP	M30A3	BR7HS-10 #	1098	---	---	.040"
2007-2004	30 HP	M30A3	B7HS-10 #	2129	---	---	.040"
2007-2000	30 HP	M30A4	BR7HS-10 #	1098	---	---	.040"
2008-2004	30 HP	MFS30A, B	DCPR6E # ^	3481	DCPR6EIX	8196	.036"
	30 HP	MFS30C	DCPR6E # ^	3481	DCPR6EIX	8196	.036"
1976-1973	25 HP	B40A	BR7HS # ^	4122	BR7HIX	7067	.028"
1983-1976	25 HP	M25A2	BR7HS # ^	4122	BR7HIX	7067	.028"
1985-1979	25 HP	M25B	BR7HS # ^	4122	BR7HIX	7067	.028"
1986-1984	25 HP	M25C	BR7HS # ^	4122	BR7HIX	7067	.028"
2007-1986	25 HP	M25C2	B7HS-10 #	2129	---	---	.040"
	25 HP	M25C2	BPR7HS-10 #	1092	---	---	.040"
2007-1997	25 HP	M25C3	BR7HS-10 #	1098	---	---	.040"
2001-2000	25 HP	M25C4	BR7HS-10 #	1098	---	---	.040"
	25 HP	M25D	B7HS-10 #	2129	---	---	.040"
	25 HP	MD25 JET	---	---	IZFR6Q	91234	.032"
2008-2004	25 HP	MFS25A, B	DCPR6E # ^	3481	DCPR6EIX	8196	.036"
	25 HP	MFS25C	DCPR6E # ^	3481	DCPR6EIX	8196	.036"
1976-1974	20 HP	B30C	BR7HS # ^	4122	BR7HIX	7067	.028"
1980-1976	20 HP	M20A2	BR7HS # ^	4122	BR7HIX	7067	.028"
	20 HP	MFS20C	DCPR6E # ^	3481	DCPR6EIX	8196	.036"
	20 HP	MFS20D	DCPR6E # ^	3481	DCPR6EIX	8196	.036"
1983-1980	18 HP	M18A	BR7HS # ^	4122	BR7HIX	7067	.028"
1986-1982	18 HP	M18C	B7HS-10 #	2129	---	---	.040"
2007	18 HP	M18C	BR7HS-10 #	1098	---	---	.040"
1994-1986	18 HP	M18C2	B7HS-10 #	2129	---	---	.040"
2007-1994	18 HP	M18D	B7HS-10 #	2129	---	---	.040"
1999-1996	18 HP	M18E	BR7HS-10 #	1098	---	---	.040"
2001-2000	18 HP	M18E	BPR7HS-10 #	1092	---	---	.040"
2007-2004	18 HP	M18E	B7HS-10 #	2129	---	---	.040"
	18 HP	M18E2	B7HS-10 #	2129	---	---	.040"
2008-2004	18 HP	MFS18B	DCPR6E # ^	3481	DCPR6EIX	8196	.036"
2008-2004	18 HP	MFS18B2	DCPR6E # ^	3481	DCPR6EIX	8196	.036"
1982-1980	15 HP	M15A	BR7HS # ^	4122	BR7HIX	7067	.028"
1986-1982	15 HP	M15B	B7HS-10 #	2129	---	---	.040"
2007	15 HP	M15B	BR7HS-10 #	1098	---	---	.040"
1994-1986	15 HP	M15B2	B7HS-10 #	2129	---	---	.040"
1996-1994	15 HP	M15C	BP7HS-10 #	7829	---	---	.040"
2007-2004	15 HP	M15C	B7HS-10 #	2129	---	---	.040"
2001-1997	15 HP	M15D	BPR7HS-10 #	1092	---	---	.040"
2007-2004	15 HP	M15D	B7HS-10 #	2129	---	---	.040"
	15 HP	M15D2	B7HS-10 #	2129	---	---	.040"
2008-2000	15 HP	MFS15A	DCPR6E # ^	3481	DCPR6EIX	8196	.036"
2008-2004	15 HP	MFS15B	DCPR6E # ^	3481	DCPR6EIX	8196	.036"
2008-2004	15 HP	MFS15B2	DCPR6E # ^	3481	DCPR6EIX	8196	.036"

Outboard Engines

Denotes Original Equipment

^ Available in Blister Pack (see page 6)

Note: Due to different operating or engine conditions an alternate heat range plug maybe required.

MAKE/YR	ENGINE	MODEL NOTES	REGULAR PLUG	STK#	PREMIUM PLUG	STK#	GAP
TOHATSU Cont'd							
	15 HP	MFS15C 12mm Plugs	DCPR6E # ^	3481	DCPR6EIX	8196	.036"
	15 HP	MFS15C 14mm Plugs	B7HS-10 #	2129	---	---	.040"
	15 HP	MFS15D	B7HS-10 #	2129	---	---	.040"
	15 HP	MFS15D2	BR7HS-10 #	1098	---	---	.040"
1976-1974	12 HP	B18C	BR7HS # ^	4122	BR7HIX	7067	.028"
1980-1976	12 HP	M12A	BR7HS # ^	4122	BR7HIX	7067	.028"
1982-1980	12 HP	M12B	BR7HS # ^	4122	BR7HIX	7067	.028"
1986-1982	12 HP	M12C	B7HS-10 #	2129	---	---	.040"
2007	12 HP	M12C	B7HS-10 #	2129	---	---	.040"
1986-1982	9.9 HP	M9.9B	B7HS-10 #	2129	---	---	.040"
1994-1986	9.9 HP	M9.9B2	B7HS-10 #	2129	---	---	.040"
2007-1994	9.9 HP	M9.9C	B7HS-10 #	2129	---	---	.040"
2007-1996	9.9 HP	M9.9D	B7HS-10 #	2129	---	---	.040"
	9.9 HP	M9.9D2	BR7HS-10 #	1098	---	---	.040"
2008-2000	9.9 HP	MFS9.9A	DCPR6E # ^	3481	DCPR6EIX	8196	.036"
2008-2004	9.9 HP	MFS9.9B	DCPR6E # ^	3481	DCPR6EIX	8196	.036"
2008-2004	9.9 HP	MFS9.9B2	DCPR6E # ^	3481	DCPR6EIX	8196	.036"
1976-1974	9.8 HP	B18D	BR7HS # ^	4122	BR7HIX	7067	.028"
1985-1976	9.8 HP	M9.8A	BR7HS # ^	4122	BR7HIX	7067	.028"
2007-2000	9.8 HP	M9.8B	BPR7HS-10 #	1092	---	---	.040"
	9.8 HP	MFS9.8A3	DCPR6E # ^	3481	DCPR6EIX	8196	.036"
	9.8 HP	MFS9.8B	DCPR6E # ^	3481	DCPR6EIX	8196	.036"
2008-2004	9.8 HP	MSF9.8A	DCPR6E # ^	3481	DCPR6EIX	8196	.036"
1976-1974	8 HP	B13B	BR7HS # ^	4122	BR7HIX	7067	.028"
1986-1976	8 HP	M8A	BR7HS # ^	4122	BR7HIX	7067	.028"
1996-1986	8 HP	M8B	BP7HS-10 #	7829	---	---	.040"
2007-1997	8 HP	M8B	BPR7HS-10 #	1092	---	---	.040"
	8 HP	MFS8A3	DCPR6E # ^	3481	DCPR6EIX	8196	.036"
	8 HP	MFS8B	DCPR6E # ^	3481	DCPR6EIX	8196	.036"
2008-2004	8 HP	MSF8A	DCPR6E # ^	3481	DCPR6EIX	8196	.036"
	6 HP	MFS6A, MFS6B, MSF6C	DCPR6E # ^	3481	DCPR6EIX	8196	.036"
2008-2004	6 HP	MFS6A2	DCPR6E # ^	3481	DCPR6EIX	8196	.036"
1983-1978	5 HP	M5A2	BR7HS # ^	4122	BR7HIX	7067	.028"
1996-1983	5 HP	M5B	BP7HS-10 #	7829	---	---	.040"
2007-1997	5 HP	M5B	BPR7HS-10 #	1092	---	---	.040"
2007	5 HP	M5BS	BPR7HS-10 #	1092	---	---	.040"
	5 HP	MFS5	DCPR6E # ^	3481	DCPR6EIX	8196	.036"
2008-1999	5 HP	MFS5A	DCPR6E # ^	3481	DCPR6EIX	8196	.036"
2008-2004	5 HP	MFS5A2	DCPR6E # ^	3481	DCPR6EIX	8196	.036"
	5 HP	MFS5B	DCPR6E # ^	3481	DCPR6EIX	8196	.036"
	5 HP	MFS5C	DCPR6E # ^	3481	DCPR6EIX	8196	.036"
2008-2000	4 HP	MFS4A	DCPR6E # ^	3481	DCPR6EIX	8196	.036"
2008-2004	4 HP	MFS4A2	DCPR6E # ^	3481	DCPR6EIX	8196	.036"
	4 HP	MFS4B, MFS4C	DCPR6E # ^	3481	DCPR6EIX	8196	.036"
1990-1986	3.5 HP	M3.5A	BP6HS-10 #	6326	---	---	.040"
2007-1997	3.5 HP	M3.5A	BPR6HS-10 #	2633	---	---	.040"
	3.5 HP	M3.5A2	BP6HS-10 #	6326	---	---	.040"
1996-1991	3.5 HP	M3.5B	BP6HS-10 #	6326	---	---	.040"
2007-1997	3.5 HP	M3.5B	BPR6HS-10 #	2633	---	---	.040"
	3.5 HP	M3.5B2	BP6HS-10 #	6326	---	---	.040"
	3.5 HP	MFS3.5A	DCPR6E # ^	3481	DCPR6EIX	8196	.036"
	3.5 HP	MFS3.5B	DCPR6E # ^	3481	DCPR6EIX	8196	.036"
1996-1980	2.5 HP	M2.5A	BP6HS-10 #	6326	---	---	.040"
2007-1997	2.5 HP	M2.5A	BPR6HS-10 #	2633	---	---	.040"
	2.5 HP	M2.5A2	BP6HS-10 #	6326	---	---	.040"
	2.5 HP	M2.5B	DCPR6E # ^	3481	DCPR6EIX	8196	.036"



Denotes Original Equipment
 ^ Available in Blister Pack (see page 6)

Note: Due to different operating or engine conditions an alternate heat range plug maybe required.

MAKE/YR	ENGINE	MODEL NOTES	REGULAR PLUG	STK#	PREMIUM PLUG	STK#	GAP
TOHATSU Cont'd							
	2.5 HP	MFS2.5B	DCPR6E # ^	3481	DCPR6EIX	8196	.036"
2008-2007	2 HP	MFS2A	DCPR6E # ^	3481	DCPR6EIX	8196	.036"
VOLVO-PENTA							
To 1974		35	BR6HS ^	3922	BR6HIX	3419	.020"
1979-1973		39	BR6HS ^	3922	BR6HIX	3419	.020"
To 1974		40	BR6HS ^	3922	BR6HIX	3419	.020"
To 1974		50	BR6HS ^	3922	BR6HIX	3419	.020"
1978-1975		51	BR6HS ^	3922	BR6HIX	3419	.020"
1979-1978		60	BR6HS ^	3922	BR6HIX	3419	.020"
1974-1971		80	BR5HS	3722	---	---	.020"
1979-1978		80	BR5HS	3722	---	---	.020"
1974-1971		90	BR5HS	3722	---	---	.020"
1979-1975		90	BR6HS ^	3922	BR6HIX	3419	.020"
1974		120	BR5HS	3722	---	---	.020"
1974-1972		140	BR5HS	3722	---	---	.020"
1979-1975		140	BR6HS ^	3922	BR6HIX	3419	.020"
1979-1975		200	BUHX	2522	---	---	---
To 1975		250	BUHX	2522	---	---	---
1974-1973		252	BPR7HS ^	6422	BPR7HIX	5944	.020"
1976-1975		350	BR8HS ^	4322	BR8HIX	7001	.020"
1974-1971		360	BR6HS ^	3922	BR6HIX	3419	.020"
1974-1971		450	BR8HS ^	4322	BR8HIX	7001	.020"
1976-1975		450	BUHX	2522	---	---	---
1976-1973		600	BUHX	2522	---	---	---
1977-1973		700	BUHX	2522	---	---	---
To 1974		50A	BR6HS ^	3922	BR6HIX	3419	.020"
To 1974		550X	BR8HS ^	4322	BR8HIX	7001	.020"
To 1974		U22	BR5HS	3722	---	---	.020"
WIZARD							
	35 HP	OC3585	AB-7	3010	---	---	.030"
	25 HP	WA25	BR6S	3522	---	---	.025"
	25 HP	WA25E	BR6S	3522	---	---	.025"
1971-1968	20 HP		BR8HS ^	4322	BR8HIX	7001	.030"
	15 HP	OC1575	B-6L	3212	---	---	.030"
	15 HP	OC1585	B-6L	3212	---	---	.030"
1964-1959	14 HP		BR6S	3522	---	---	.025"
	12 HP		BR6S	3522	---	---	.025"
	10 HP	WF7	BR6S	3522	---	---	.025"
	10 HP	WG7	BR6S	3522	---	---	.025"
	10 HP	WG7A	BR6S	3522	---	---	.025"
	10 HP	WH7	BR6S	3522	---	---	.025"
	10 HP	WJ7	BR6S	3522	---	---	.025"
	10 HP	WK7	BR6S	3522	---	---	.025"
	10 HP	WM7	BR6S	3522	---	---	.025"
	10 HP	WM7A	BR6S	3522	---	---	.025"
	10 HP	WN7	BR6S	3522	---	---	.025"
	10 HP	WN7A	BR6S	3522	---	---	.025"
1978-1970	9.9 HP		XR5	3332	XR5IX	7355	.030"
1971-1966	9.2 HP		B8S	3810	---	---	.030"
1981-1970	7.5 HP		XR5	3332	XR5IX	7355	.030"
1974-1970	7 HP		XR5	3332	XR5IX	7355	.036"
1971-1959	6 HP		B-6L	3212	---	---	.030"
	6 HP	WD4	BR6S	3522	---	---	.025"
	6 HP	WD4S	BR6S	3522	---	---	.025"
	6 HP	WF4	BR6S	3522	---	---	.025"
	6 HP	WG4	BR6S	3522	---	---	.025"

Outboard Engines

Denotes Original Equipment
 ^ Available in Blister Pack (see page 6)

Note: Due to different operating or engine conditions an alternate heat range plug maybe required.

MAKE/YR	ENGINE	MODEL NOTES	REGULAR PLUG	STK#	PREMIUM PLUG	STK#	GAP
WIZARD Cont'd							
1976-1975	5.5 HP		XR5	3332	XR5IX	7355	.030"
	5.5 HP	OC575	BR6S	3522	---	---	.030"
	5.5 HP	OC585	BR6S	3522	---	---	.030"
1974-1970	5 HP		XR5	3332	XR5IX	7355	.036"
1981-1977	5 HP		XR5	3332	XR5IX	7355	.030"
	5 HP	WH6	BR6S	3522	---	---	.025"
	5 HP	WH6-1	BR6S	3522	---	---	.025"
	5 HP	WH6A	BR6S	3522	---	---	.025"
1976-1975	4.5 HP		XR5	3332	XR5IX	7355	.030"
1974-1970	3.5 HP		XR5	3332	XR5IX	7355	.030"
	3.2 HP	WD3	BR6S	3522	---	---	.025"
	3.2 HP	WD3S	BR6S	3522	---	---	.025"
1974-1970	3 HP		XR5	3332	XR5IX	7355	.030"
1976	3 HP		XR5	3332	XR5IX	7355	.030"
YAMAHA							
	350 HP	F350, 5.3L V8	LFR6A-11 # ^	3672	LFR6AIX-11	6619	.044"
2013-2011	350 HP	F350A	LFR6A-11 # ^	3672	LFR6AIX-11	6619	.044"
2010-2006	350 HP	F350TUR, TXR	LFR6A-11 # ^	3672	LFR6AIX-11	6619	.044"
2013-2011	350 HP	LF350A	LFR6A-11 # ^	3672	LFR6AIX-11	6619	.044"
2010-2006	350 HP	LF350TUR, TXR	LFR6A-11 # ^	3672	LFR6AIX-11	6619	.044"
	300 HP	F300, 4.2L V6	LFR6A-11 # ^	3672	LFR6AIX-11	6619	.044"
2013-2011	300 HP	F300A, 4.2L V6	LFR6A-11 # ^	3672	LFR6AIX-11	6619	.044"
2010-2006	300 HP	F300TUR, TXR	LFR6A-11 # ^	3672	LFR6AIX-11	6619	.044"
2013-2011	300 HP	LF300A, 4.2L V6	LFR6A-11 # ^	3672	LFR6AIX-11	6619	.044"
2010-2006	300 HP	LF300TUR, TXR	LFR6A-11 # ^	3672	LFR6AIX-11	6619	.044"
2005-2004	300 HP	LX300 / Z300, 3.3L	BKR6EKU #	6993	BKR6EIX	6418	---
2010-2006	300 HP	LZ300TUR, TXR	BKR6EKU #	6993	BKR6EIX	6418	---
2005-2004	300 HP	VZ300	BKR6EKU #	6993	BKR6EIX	6418	---
2010-2006	300 HP	VZ300BTLR, LTR	BKR6EKU #	6993	BKR6EIX	6418	---
2010-2006	300 HP	Z300TUR, Z300TXR	BKR6EKU #	6993	BKR6EIX	6418	---
1995-1990	250 HP	250 / L250, V6 - 3.1L	BR8HS-10 # ^	1134	---	---	.040"
	250 HP	F250, 3.3L V6	LFR6A-11 # ^	3672	LFR6AIX-11	6619	.044"
	250 HP	F250, 4.2L V6	LFR6A-11 # ^	3672	LFR6AIX-11	6619	.044"
2013-2011	250 HP	F250A, 4.2L V6	LFR6A-11 # ^	3672	LFR6AIX-11	6619	.044"
2010-2006	250 HP	F250BTUR, BTXR	LFR6A-11 # ^	3672	LFR6AIX-11	6619	.044"
2010-2006	250 HP	F250TUR, TXR	LFR6A-11 # ^	3672	LFR6AIX-11	6619	.044"
1999-1997	250 HP	L250 / S250, V6 - 3.1L	BR9HS-10 # ^	4551	---	---	.040"
2005	250 HP	LF250	LFR5A-11 # ^	6376	LFR5AIX-11	4469	.044"
2013-2011	250 HP	LF250, 3.3L V6	LFR6A-11 # ^	3672	LFR6AIX-11	6619	.044"
2013-2011	250 HP	LF250A, 4.2L V6	LFR6A-11 # ^	3672	LFR6AIX-11	6619	.044"
2010-2006	250 HP	LF250BTUR, BTXR	LFR6A-11 # ^	3672	LFR6AIX-11	6619	.044"
2010-2006	250 HP	LF250TUR, TXR	LFR6A-11 # ^	3672	LFR6AIX-11	6619	.044"
2003-1997	250 HP	LX250, V6 - 3.1L	BR9HS-10 # ^	4551	---	---	.040"
2005-2003	250 HP	LZ250 / Z250, 3.3L	BKR6EKU #	6993	BKR6EIX	6418	---
2010-2006	250 HP	LZ250TUR, TXR	BKR6EKU #	6993	BKR6EIX	6418	---
1996-1990	250 HP	S250, V6 - 3.1L	BR8HS-10 # ^	1134	---	---	.040"
2003-1997	250 HP	SX250, V6 - 3.1L	BR9HS-10 # ^	4551	---	---	.040"
	250 HP	VF250, 4.2L V6 V MAX SHO	LFR6A-11 # ^	3672	LFR6AIX-11	6619	.044"
	250 HP	VF250X, 4.2L V6 V MAX SHO	LFR6A-11 # ^	3672	LFR6AIX-11	6619	.044"
2004-2002	250 HP	VX250, V6 - 3.1L	BR9HS-10 # ^	4551	---	---	.040"
2005-2003	250 HP	VZ250	BKR6EKU #	6993	BKR6EIX	6418	---
2010-2006	250 HP	VZ250FTLR, TLR	BKR6EKU #	6993	BKR6EIX	6418	---
2010-2006	250 HP	Z250TUR, Z250TXR	BKR6EKU #	6993	BKR6EIX	6418	---
1995-1987	225 HP	225 / EXCEL RESISTOR REQUIRED, V6 - 2.6L	BR9HS-10 # ^	4551	---	---	.040"
1998-1994	225 HP	225L 20" SHAFT ONLY, V6 - 2.6L	BR8HS-10 # ^	1134	---	---	.040"
1999-1994	225 HP	225X, V6 - 3.1L	BR9HS-10 # ^	4551	---	---	.040"



Denotes Original Equipment
 ^ Available in Blister Pack (see page 6)

Note: Due to different operating or engine conditions an alternate heat range plug maybe required.

MAKE/YR	ENGINE	MODEL NOTES	REGULAR PLUG	STK#	PREMIUM PLUG	STK#	GAP
YAMAHA Cont'd							
	225 HP	F225, 3.3L V6	LFR6A-11 # ^	3672	LFR6AIX-11	6619	.044"
	225 HP	F225, 4.2L V6	LFR6A-11 # ^	3672	LFR6AIX-11	6619	.044"
2010-2006	225 HP	F225TLR	LFR6A-11 # ^	3672	LFR6AIX-11	6619	.044"
2010-2006	225 HP	F225TUR, TXR	LFR5A-11 # ^	6376	LFR5AIX-11	4469	.044"
1995-1994	225 HP	I225	BR8HS-10 # ^	1134	---	---	.040"
1999-1994	225 HP	L225, V6 - 3.1L	BR9HS-10 # ^	4551	---	---	.040"
2005-2002	225 HP	LF225	LFR5A-11 # ^	6376	LFR5AIX-11	4469	.044"
2010-2006	225 HP	LF225TUR, TXR	LFR5A-11 # ^	6376	LFR5AIX-11	4469	.044"
2003-2002	225 HP	LX225	LFR5A-11 # ^	6376	LFR5AIX-11	4469	.044"
2002-1997	225 HP	LX225, V6 - 3.1L	BR9HS-10 # ^	4551	---	---	.040"
1999-1994	225 HP	S225, V6 - 3.1L	BR9HS-10 # ^	4551	---	---	.040"
2002-1997	225 HP	SX225, V6 - 3.1L	BR9HS-10 # ^	4551	---	---	.040"
2001-1997	225 HP	V225 V760 EFI, V6 - 3.1L	BR9HS-10 # ^	4551	---	---	.040"
	225 HP	VF225, 4.2L V6 V MAX SHO	LFR6A-11 # ^	3672	LFR6AIX-11	6619	.044"
2004-1997	225 HP	VX225 V760 EFI, V6 - 3.1L	BR9HS-10 # ^	4551	---	---	.040"
2004-2003	225 HP	VZ225	BKR6EKU #	6993	BKR6EIX	6418	---
2010-2006	225 HP	VZ225HTLR, TLR	BKR6EKU #	6993	BKR6EIX	6418	---
1986-1984	220 HP	220, V6 SPECIAL	BR8HS-10 # ^	1134	---	---	.040"
1999-1984	200 HP	200 / L200 / S200	BR8HS-10 # ^	1134	---	---	.040"
1995-1987	200 HP	200TJR	BR8HS-10 # ^	1134	---	---	.040"
	200 HP	F200, 3.3L V6	LFR6A-11 # ^	3672	LFR6AIX-11	6619	.044"
	200 HP	F200, 4-CYL	LFR6A-11 # ^	3672	LFR6AIX-11	6619	.044"
2013-2012	200 HP	F200B,C	LFR6A-11 # ^	3672	LFR6AIX-11	6619	.044"
2010-2006	200 HP	F200TXR	LFR5A-11 # ^	6376	LFR5AIX-11	4469	.044"
2005-2002	200 HP	LF200	LFR5A-11 # ^	6376	LFR5AIX-11	4469	.044"
2013-2011	200 HP	LF200	LFR6A-11 # ^	3672	LFR6AIX-11	6619	.044"
2013-2012	200 HP	LF200B,C	LFR6A-11 # ^	3672	LFR6AIX-11	6619	.044"
2010-2006	200 HP	LF200TXR	LFR5A-11 # ^	6376	LFR5AIX-11	4469	.044"
2001-1999	200 HP	LX200	BR8HS-10 # ^	1134	---	---	.040"
2005-2002	200 HP	LZ200	BKR7EKU #	5881	---	---	---
2001-2000	200 HP	LZ200TX HPDI, 2000 TO 100874	BKR7ES-11 #	4952	BKR7EIX-11	6988	.044"
2001	200 HP	LZ200TX HPDI, FROM 100875	BKR7EKU #	5881	---	---	---
2013-2006	200 HP	LZ200TXR	BKR7EKU #	5881	---	---	---
1995-1991	200 HP	P200	BR9HS-10 # ^	4551	---	---	.040"
1999-1996	200 HP	P200	BR8HS-10 # ^	1134	---	---	.040"
2005-1999	200 HP	SX200	BR8HS-10 # ^	1134	---	---	.040"
1999-1998	200 HP	V200 V760 EFI	BR8HS-10 # ^	1134	---	---	.040"
	200 HP	VF200, 4.2L V6 V MAX SHO	LFR6A-11 # ^	3672	LFR6AIX-11	6619	.044"
2005-2000	200 HP	VX200	BR8HS-10 # ^	1134	---	---	.040"
2005	200 HP	VX200D	BR8HS-10 # ^	1134	---	---	.040"
2005	200 HP	VZ200	BKR6EKU #	6993	BKR6EIX	6418	---
2004-2000	200 HP	VZ200	BKR7EKU #	5881	---	---	---
2010-2006	200 HP	VZ200RTL, TLR	BKR6EKU #	6993	BKR6EIX	6418	---
2005-2002	200 HP	Z200	BKR7EKU #	5881	---	---	---
2012-2011	200 HP	Z200 HPDI	BKR7EKU #	5881	---	---	---
2001-2000	200 HP	Z200TL HPDI, 2000 TO 150689	BKR7ES-11 #	4952	BKR7EIX-11	6988	.044"
2001	200 HP	Z200TL HPDI, FROM 150690	BKR7EKU #	5881	---	---	---
2010-2006	200 HP	Z200TLR, TXR	BKR7EKU #	5881	---	---	---
2001-2000	200 HP	Z200TX HPDI, 2000 TO 102420	BKR7ES-11 #	4952	BKR7EIX-11	6988	.044"
2001	200 HP	Z200TX HPDI, FROM 102421	BKR7EKU #	5881	---	---	---
2000-1984	175 HP	175	BR8HS-10 # ^	1134	---	---	.040"
	175 HP	F175, 4-CYL	LFR6A-11 # ^	3672	LFR6AIX-11	6619	.044"
1999-1994	175 HP	P175	BR8HS-10 # ^	1134	---	---	.040"
1999-1994	175 HP	S175	BR8HS-10 # ^	1134	---	---	.040"
1999-1994	175 HP	T175	BR8HS-10 # ^	1134	---	---	.040"
2000	175 HP	V175	BR8HS-10 # ^	1134	---	---	.040"

Outboard Engines

Denotes Original Equipment

^ Available in Blister Pack (see page 6)

Note: Due to different operating or engine conditions an alternate heat range plug maybe required.

MAKE/YR	ENGINE	MODEL NOTES	REGULAR PLUG	STK#	PREMIUM PLUG	STK#	GAP
YAMAHA Cont'd							
	175 HP	VF175, 4-CYL V MAX SHO	LFR6A-11 # ^	3672	LFR6AIX-11	6619	.044"
2005-2002	175 HP	VZ175	BKR7EKU #	5881	---	---	---
2012-2011	175 HP	VZ175 HPDI	BKR6EKU #	6993	BKR6EIX	6418	---
2001	175 HP	VZ175TL HPDI, 800105 TO 800201	BKR7ES-11 #	4952	BKR7EIX-11	6988	.044"
2001	175 HP	VZ175TL HPDI, FROM800202	BKR7EKU #	5881	---	---	---
2010-2006	175 HP	VZ175TLR	BKR7EKU #	5881	---	---	---
2005-2002	175 HP	Z175	BKR7EKU #	5881	---	---	---
2001	175 HP	Z175TX HPDI, 800101 TO 800231	BKR7ES-11 #	4952	BKR7EIX-11	6988	.044"
2001	175 HP	Z175TX HPDI, FROM 800232	BKR7EKU #	5881	---	---	---
2010-2006	175 HP	Z175TXR	BKR7EKU #	5881	---	---	---
1987-1984	150 HP	150	BR7HS-10 #	1098	---	---	.040"
1995-1988	150 HP	150	BR8HS-10 # ^	1134	---	---	.040"
2004-1996	150 HP	150	BR7HS-10 #	1098	---	---	.040"
1997-1996	150 HP	150TJR	BR7HS-10 #	1098	---	---	.040"
2010-2006	150 HP	150TXR	BR7HS-10 #	1098	---	---	.040"
1996	150 HP	C150	BR7HS-10 #	1098	---	---	.040"
1999-1997	150 HP	C150	BR8HS-10 # ^	1134	---	---	.040"
1999-1997	150 HP	D150	BR8HS-10 # ^	1134	---	---	.040"
1993-1986	150 HP	D150 TWIN PROP	B8HS-10 #	5126	---	---	.040"
2005-1999	150 HP	DX150	BR7HS-10 #	1098	---	---	.040"
	150 HP	F150,TJR, TLR, TXR	LFR5A-11 # ^	6376	LFR5AIX-11	4469	.044"
1987-1986	150 HP	L150	BR7HS-10 #	1098	---	---	.040"
1995-1988	150 HP	L150	BR8HS-10 # ^	1134	---	---	.040"
1999-1996	150 HP	L150	BR7HS-10 #	1098	---	---	.040"
2013-2004	150 HP	LF150	LFR5A-11 # ^	6376	LFR5AIX-11	4469	.044"
2011-2006	150 HP	LF150TXR	LFR5A-11 # ^	6376	LFR5AIX-11	4469	.044"
2004-1999	150 HP	LX150	BR7HS # ^	4122	BR7HIX	7067	.028"
2005-2002	150 HP	LZ150	BKR6EKU #	6993	BKR6EIX	6418	---
2001	150 HP	LZ150TX HPDI, FROM 800555	BKR6EKU #	6993	BKR6EIX	6418	---
2001-2000	150 HP	LZ150TX HPDI, TO 800554	BKR6ES-11 #	5553	BKR6EIX-11	3764	.044"
2010-2006	150 HP	LZ150TXR	BKR6EKU #	6993	BKR6EIX	6418	---
1995-1986	150 HP	P150	BR8HS-10 # ^	1134	---	---	.040"
1999-1996	150 HP	P150	BR7HS-10 #	1098	---	---	.040"
1999	150 HP	PX150	BR7HS # ^	4122	BR7HIX	7067	.028"
1999-1994	150 HP	S150	BR7HS-10 #	1098	---	---	.040"
2004-1999	150 HP	SX150	BR7HS-10 #	1098	---	---	.040"
2005-1999	150 HP	V150	BR7HS-10 #	1098	---	---	.040"
2010-2006	150 HP	V150TLR	BR7HS-10 #	1098	---	---	.040"
	150 HP	VF150, 4-CYL V MAX SHO	LFR6A-11 # ^	3672	LFR6AIX-11	6619	.044"
	150 HP	VF150X, 4-CYL V MAX SHO	LFR6A-11 # ^	3672	LFR6AIX-11	6619	.044"
2005-2000	150 HP	VX150	BR7HS-10 #	1098	---	---	.040"
2005-2002	150 HP	VZ150	BKR6EKU #	6993	BKR6EIX	6418	---
2001	150 HP	VZ150T HPDI, FROM 800712	BKR6EKU #	6993	BKR6EIX	6418	---
2001-2000	150 HP	VZ150T HPDI, TO 800711	BKR6ES-11 #	5553	BKR6EIX-11	3764	.044"
2013-2006	150 HP	VZ150TLR	BKR6EKU #	6993	BKR6EIX	6418	---
2005-2002	150 HP	Z150TL	BKR6EKU #	6993	BKR6EIX	6418	---
2001	150 HP	Z150TL HPDI, FROM 800453	BKR6EKU #	6993	BKR6EIX	6418	---
2001-2000	150 HP	Z150TL HPDI, TO 800452	BKR6ES-11 #	5553	BKR6EIX-11	3764	.044"
2001	150 HP	Z150TX HPDI, FROM 851536	BKR6EKU #	6993	BKR6EIX	6418	---
2001-2000	150 HP	Z150TX HPDI, TO 851535	BKR6ES-11 #	5553	BKR6EIX-11	3764	.044"
2010-2006	150 HP	Z150TXR	BKR6EKU #	6993	BKR6EIX	6418	---
2004-1988	130 HP	130	BR9HS-10 # ^	4551	---	---	.040"
2001-1989	130 HP	L130	BR9HS-10 # ^	4551	---	---	.040"
1999-1988	130 HP	S130	BR9HS-10 # ^	4551	---	---	.040"
2005-1984	115 HP	115 / P115	BR8HS-10 # ^	1134	---	---	.040"
1997-1987	115 HP	115TJR	BR8HS-10 # ^	1134	---	---	.040"



Denotes Original Equipment
 ^ Available in Blister Pack (see page 6)

Note: Due to different operating or engine conditions an alternate heat range plug maybe required.

MAKE/YR	ENGINE	MODEL NOTES	REGULAR PLUG	STK#	PREMIUM PLUG	STK#	GAP
YAMAHA Cont'd							
2010-2006	115 HP	115TLR, TXR	BR8HS-10 # ^	1134	---	---	.040"
1999-1998	115 HP	B115	BR8HS-10 # ^	1134	---	---	.040"
2000-1991	115 HP	C115	BR8HS-10 # ^	1134	---	---	.040"
2013-2000	115 HP	F115, 4-CYL	LFR6A-11 # ^	3672	LFR6AIX-11	6619	.044"
2010-2006	115 HP	F115TJR, TLR, TXR	LFR6A-11 # ^	3672	LFR6AIX-11	6619	.044"
2014	115 HP	F115XB, LB, JB, L4 DOHC FROM 02-2014	LKR6E #	92650	---	---	.036"
2013-2000	115 HP	LF115	LFR6A-11 # ^	3672	LFR6AIX-11	6619	.044"
2011-2006	115 HP	LF115TXR	LFR6A-11 # ^	3672	LFR6AIX-11	6619	.044"
2014	115 HP	LF115XB, L4 DOHC FROM 02-2014	LKR6E #	92650	---	---	.036"
1996-1993	115 HP	P115	BR8HS-10 # ^	1134	---	---	.040"
1999-1984	115 HP	S115	BR8HS-10 # ^	1134	---	---	.040"
	115 HP	VF115, 4-CYL V MAX SHO	LKR6E #	92650	---	---	.036"
2002-1999	100 HP	F100	LFR5A-11 # ^	6376	LFR5AIX-11	4469	.044"
2005-1984	90 HP	90	B8HS-10 #	5126	---	---	.040"
2010-2006	90 HP	90TLR	B8HS-10 #	5126	---	---	.040"
1999-1998	90 HP	B90	B8HS-10 #	5126	---	---	.040"
2001-1997	90 HP	C90	B8HS-10 #	5126	---	---	.040"
	90 HP	F90, 4-CYL	LFR5A-11 # ^	6376	LFR5AIX-11	4469	.044"
2010-2006	90 HP	F90TJR, TLR, TXR	LFR5A-11 # ^	6376	LFR5AIX-11	4469	.044"
1996-1989	85 HP	C85	B8HS-10 #	5126	---	---	.040"
1997	80 HP	C80	B8HS-10 #	5126	---	---	.040"
2002-1999	80 HP	F80	LFR5A-11 # ^	6376	LFR5AIX-11	4469	.044"
1999-1994	75 HP	C75	B8HS-10 #	5126	---	---	.040"
2000-1995	75 HP	E75	B8HS-10 #	5126	---	---	.040"
	75 HP	F75, 4-CYL	LFR5A-11 # ^	6376	LFR5AIX-11	4469	.044"
2011-2006	75 HP	F75TLR	LFR5A-11 # ^	6376	LFR5AIX-11	4469	.044"
1999-1996	75 HP	P75	B8HS-10 #	5126	---	---	.040"
2005-1984	70 HP	70	B8HS-10 #	5126	---	---	.040"
2010-2006	70 HP	70LTR	B8HS-10 #	5126	---	---	.040"
2001-2000	70 HP	C70	B8HS-10 #	5126	---	---	.040"
	70 HP	F70, 4-CYL	LKR7E #	1643	LKR7AIX	93911	.036"
2013-2011	70 HP	F70LA	LKR7E #	1643	LKR7AIX	93911	.036"
1997-1987	65 HP	65	B8HS-10 #	5126	---	---	.040"
2005-2001	60 HP	60	B8HS-10 #	5126	---	---	.040"
2010-2006	60 HP	60TLR	B8HS-10 #	5126	---	---	.040"
2002-1996	60 HP	C60	B8HS-10 #	5126	---	---	.040"
2000-1995	60 HP	E60	B8HS-10 #	5126	---	---	.040"
2004-2002	60 HP	F60	DPR5EA-9 #	2887	---	---	.036"
	60 HP	F60,TJR, TLR, 4-CYL EFI	DPR6EB-9 #	3108	---	---	.036"
1999-1991	60 HP	P60	B8HS-10 #	5126	---	---	.040"
2004-2003	60 HP	T60	DPR5EA-9 #	2887	---	---	.036"
2005	60 HP	T60 EFI	DPR6EB-9 #	3108	---	---	.036"
2013-2006	60 HP	T60,TLR	DPR6EB-9 #	3108	---	---	.036"
1995-1989	55 HP	C55	B8HS-10 #	5126	---	---	.040"
2005-1984	50 HP	50	BR8HS-10 # ^	1134	---	---	.040"
2010-2006	50 HP	50TLR	B8HS-10 #	5126	---	---	.040"
1998	50 HP	C50	BR8HS-10 # ^	1134	---	---	.040"
2001-1999	50 HP	C50	BR8HS # ^	4322	BR8HIX	7001	.024"
2004-1995	50 HP	F50	DPR6EA-9 # ^	5531	---	---	.036"
2005	50 HP	F50 EFI	DPR6EB-9 #	3108	---	---	.036"
	50 HP	F50, 4-CYL	DPR6EB-9 #	3108	---	---	.036"
2013-2006	50 HP	F50,TLR	DPR6EB-9 #	3108	---	---	.036"
1996-1987	50 HP	P50	BR8HS-10 # ^	1134	---	---	.040"
2004-1995	50 HP	T50	DPR6EA-9 # ^	5531	---	---	.036"
2005	50 HP	T50 EFI	DPR6EB-9 #	3108	---	---	.036"
2013-2006	50 HP	T50,TLR	DPR6EB-9 #	3108	---	---	.036"

Outboard Engines

Denotes Original Equipment

^ Available in Blister Pack (see page 6)

Note: Due to different operating or engine conditions an alternate heat range plug maybe required.

MAKE/YR	ENGINE	MODEL NOTES	REGULAR PLUG	STK#	PREMIUM PLUG	STK#	GAP
YAMAHA Cont'd							
2004-1996	50 HP	T50LRD	DPR6EB-9 #	3108	---	---	.036"
2000-1995	48 HP	E48	BR7HS # ^	4122	BR7HIX	7067	.028"
2005-1984	40 HP	40	B7HS-10 #	2129	---	---	.040"
2010-2006	40 HP	40TLR	B7HS-10 #	2129	---	---	.040"
1996-1989	40 HP	C40	BR8HS # ^	4322	BR8HIX	7001	.024"
2002-1997	40 HP	C40	B7HS-10 #	2129	---	---	.040"
2005-1999	40 HP	F40	DPR6EA-9 # ^	5531	---	---	.036"
	40 HP	F40, 3-CYL	DPR6EB-9 #	3108	---	---	.036"
2013-2006	40 HP	F40A,J, L	DPR6EB-9 #	3108	---	---	.036"
1997-1987	35 HP	35	B8HS-10 #	5126	---	---	.040"
1986-1984	30 HP	30	BR7HS # ^	4122	BR7HIX	7067	.028"
2002-1987	30 HP	30	B7HS-10 #	2129	---	---	.040"
1992-1989	30 HP	C30	BR7HS # ^	4122	BR7HIX	7067	.028"
1997-1993	30 HP	C30	B8HS-10 #	5126	---	---	.040"
2005-2001	30 HP	F30	DPR6EA-9 # ^	5531	---	---	.036"
	30 HP	F30, 3-CYL	DPR6EB-9 #	3108	---	---	.036"
2010-2006	30 HP	F30TLR	DPR6EA-9 # ^	5531	---	---	.036"
1997-1987	28 HP	28	B7HS-10 #	2129	---	---	.040"
2010-1984	25 HP	25	B7HS-10 #	2129	---	---	.040"
1997-1990	25 HP	C25	BR7HS # ^	4122	BR7HIX	7067	.028"
	25 HP	F25	DPR6EB-9 #	3108	---	---	.036"
2013-2006	25 HP	F25L, S	DPR6EB-9 #	3108	---	---	.036"
2010-2006	25 HP	F25E, M, T	DPR6EA-9 # ^	5531	---	---	.036"
2005-2001	25 HP	T25	DPR6EA-9 # ^	5531	---	---	.036"
2013-2006	25 HP	T25LA	DPR6EB-9 #	3108	---	---	.036"
2010-2006	25 HP	T25TLR	DPR6EA-9 # ^	5531	---	---	.036"
1997-1996	20 HP	20	B7HS-10 #	2129	---	---	.040"
1996	20 HP	C20	BR7HS # ^	4122	BR7HIX	7067	.028"
	20 HP	F20	DPR6EB-9 #	3108	---	---	.036"
2005-1984	15 HP	15	B7HS-10 #	2129	---	---	.040"
2010-2006	15 HP	15MSH	B7HS-10 #	2129	---	---	.040"
2004-1998	15 HP	F15	DPR6EA-9 # ^	5531	---	---	.036"
2013-2006	15 HP	F15C	DPR6EB-9 #	3108	---	---	.036"
2010-2006	15 HP	F15E, M, P	DPR6EA-9 # ^	5531	---	---	.036"
2005	9.9 HP	9.9D	B7HS-10 #	2129	---	---	.040"
2010-2006	9.9 HP	9.9MSH	B7HS-10 #	2129	---	---	.040"
	9.9 HP	F9.9	BR6HS-10 #	1090	---	---	.040"
2005	9.9 HP	F9.9D	CR6HSA #	2983	CR6HIX	7274	.028"
2010-2006	9.9 HP	F9.9ELR, MLH, MSH	CR6HSA #	2983	CR6HIX	7274	.028"
2010-2006	9.9 HP	F9.9ELR2, ELR2K	DPR6EA-9 # ^	5531	---	---	.036"
2013-2006	9.9 HP	F9.9F	BR6HS-10 #	1090	---	---	.040"
2010-2006	9.9 HP	F9.9MLH2, MLH2K	DPR6EA-9 # ^	5531	---	---	.036"
2010-2006	9.9 HP	F9.9MSH2, MSH2K	DPR6EA-9 # ^	5531	---	---	.036"
2005	9.9 HP	T9.9D	CR6HSA #	2983	CR6HIX	7274	.028"
2010-2006	9.9 HP	T9.9ELH, ELR, EXH	CR6HSA #	2983	CR6HIX	7274	.028"
2010-2006	9.9 HP	T9.9ELH2, ELH2K	DPR6EA-9 # ^	5531	---	---	.036"
2010-2006	9.9 HP	T9.9ELR2, ELR2K	DPR6EA-9 # ^	5531	---	---	.036"
2010-2006	9.9 HP	T9.9EXH2, EXH2K	DPR6EA-9 # ^	5531	---	---	.036"
2013-2011	9.9 HP	T9.9G	BR6HS-10 #	1090	---	---	.040"
2005-1984	9 HP	9.9	B7HS-10 #	2129	---	---	.040"
2004-1985	9 HP	F9.9	CR6HS #	7023	CR6HIX	7274	.028"
2004-1985	9 HP	F9.9 COLD CLIMATES	CR4HSA #	2430	---	---	.024"
2005	9 HP	F9.9	DPR6EA-9 # ^	5531	---	---	.036"
2004-1985	9 HP	FT9.9	CR6HS #	7023	CR6HIX	7274	.028"
2004-1985	9 HP	FT9.9 COLD CLIMATES	CR4HSA #	2430	---	---	.024"
2005	9 HP	FT9.9	DPR6EA-9 # ^	5531	---	---	.036"



Denotes Original Equipment
 ^ Available in Blister Pack (see page 6)

Note: Due to different operating or engine conditions an alternate heat range plug maybe required.

MAKE/YR	ENGINE	MODEL NOTES	REGULAR PLUG	STK#	PREMIUM PLUG	STK#	GAP
YAMAHA Cont'd							
2004-1985	9 HP	T9.9	CR6HS #	7023	CR6HIX	7274	.028"
2004-1985	9 HP	T9.9 COLD CLIMATES	CR4HSA #	2430	---	---	.024"
2005-1986	8 HP	8	B7HS-10 #	2129	---	---	.040"
2010-2006	8 HP	8MSH	B7HS-10 #	2129	---	---	.040"
	8 HP	F8	BR6HS-10 #	1090	---	---	.040"
2010-2006	8 HP	F8C, M	BR6HS-10 #	1090	---	---	.040"
2010-2001	8 HP	T8	BR6HS-10 #	1090	---	---	.040"
2000-1986	6 HP	6	B7HS-10 #	2129	---	---	.040"
2005-2001	6 HP	F6	BR6HS-10 #	1090	---	---	.040"
	6 HP	F6	CR6HSB #	6500	---	---	.028"
2010-2006	6 HP	F6M, F6A	BR6HS-10 #	1090	---	---	.040"
2002-1984	5 HP	5	BR7HS # ^	4122	BR7HIX	7067	.028"
1999-1984	4 HP	4	BR7HS # ^	4122	BR7HIX	7067	.028"
2005-1999	4 HP	F4	BR6HS # ^	3922	BR6HIX	3419	.024"
	4 HP	F4	CR6HSB #	6500	---	---	.028"
2002-1988	3 HP	3	BR6HS-10 #	1090	---	---	.040"
2013-2003	2.5 HP	F2.5	BR6HS # ^	3922	BR6HIX	3419	.028"
2010-2006	2.5 HP	F2.5MSH	BR6HS # ^	3922	BR6HIX	3419	.028"
2002-1984	2 HP	2	BR5HS #	3722	---	---	.024"
1989-1987		V6 EXCEL	BR9HS-10 # ^	4551	---	---	.040"

Personal Watercraft

Denotes Original Equipment
 ^ Available in Blister Pack (see page 6)

Note: Due to different operating or engine conditions an alternate heat range plug maybe required.

MAKE/YR	ENGINE	MODEL NOTES	REGULAR PLUG	STK#	PREMIUM PLUG	STK#	GAP
AQUAJET (JET BIKE)							
2002-2001	1250	WX-1 1250 R	BR8ES SLD #	3961	BR8EIX SLD	6747	.024"
AQUASCOOTER							
	50	AQUASCOOTER (JLO ENGINE)	B5HS	4210	---	---	.025"
ARCTIC CAT (TIGERSHARK)							
1999	1100	TIGERSHARK 1100	BR9EYA # ^	7548	BR9EIX SLD	3089	.032"
1999	1100	TIGERSHARK 1100 Li	---	---	PZFR6H #	7696	.028"
1995-1993	1000	DAYTONA	BR9ES SLD # ^	3194	BR9EIX SLD	3089	.028"
1997	1000	DAYTONA 1000	BR9EYA # ^	7548	BR9EIX SLD	3089	.032"
1997	1000	MONTE CARLO 1000	BR9EYA # ^	7548	BR9EIX SLD	3089	.032"
1998	1000	TIGERSHARK 1000L, R	BR9EYA # ^	7548	BR9EIX SLD	3089	.032"
1996	900	MONTE CARLO 900	BR9ES SLD # ^	3194	BR9EIX SLD	3089	.028"
1995	900	TIGERSHARK 900	BR9ES SLD # ^	3194	BR9EIX SLD	3089	.028"
1999	900	TIGERSHARK 900, L	BR9EYA # ^	7548	BR9EIX SLD	3089	.030"
1996	770	DAYTONA 770	BR9ES SLD # ^	3194	BR9EIX SLD	3089	.028"
1997	770	DAYTONA 770	BR9EYA # ^	7548	BR9EIX SLD	3089	.030"
1996-1994	770	MONTE CARLO 770	BR9ES SLD # ^	3194	BR9EIX SLD	3089	.028"
1997	770	MONTE CARLO 770	BR9EYA # ^	7548	BR9EIX SLD	3089	.032"
1999-1998	770	TIGERSHARK 770	BR9EYA # ^	7548	BR9EIX SLD	3089	.032"
1995-1994	640	BARRACUDA	BR9ES SLD # ^	3194	BR9EIX SLD	3089	.028"
1995-1993	640	DAYTONA	BR9ES SLD # ^	3194	BR9EIX SLD	3089	.030"
1996-1994	640	MONTE CARLO 640	BR9ES SLD # ^	3194	BR9EIX SLD	3089	.028"
1997	640	MONTE CARLO 640	BR9EYA # ^	7548	BR9EIX SLD	3089	.032"
1996-1994	640	MONTEGO	BR9ES SLD # ^	3194	BR9EIX SLD	3089	.028"
1997	640	MONTEGO	BR9EYA # ^	7548	BR9EIX SLD	3089	.032"
1993	640	TIGERSHARK	BR9ES SLD # ^	3194	BR9EIX SLD	3089	.028"
1999-1998	640	TIGERSHARK 640, L	BR9EYA # ^	7548	BR9EIX SLD	3089	.030"
BOMBARDIER (SEA-DOO)							
2016	1630	GTX LTD 300 (1630ACE SUPERCHARGED)	KR9C-G #	90893	---	---	.032"
2016	1630	RXP-X 300 (1630ACE SUPERCHARGED)	KR9C-G #	90893	---	---	.032"
2016	1630	RXT-X 300 (1630ACE SUPERCHARGED)	KR9C-G #	90893	---	---	.032"
2005	1500	GTI	BR8ES SLD #	3961	BR8EIX SLD	6747	.032"
2015	1500	GTI	DCPR8E # ^	4339	DCPR8EIX	6546	.028"
2009-2006	1500	GTI	DCPR8E # ^	4339	DCPR8EIX	6546	.028"
2016-2009	1500	GTI 130	DCPR8E # ^	4339	DCPR8EIX	6546	.028"
2008-2007	1500	GTI 4-TEC	DCPR8E # ^	4339	DCPR8EIX	6546	.028"
2016-2009	1500	GTI LTD 155	DCPR8E # ^	4339	DCPR8EIX	6546	.028"
2016-2009	1500	GTI SE 130	DCPR8E # ^	4339	DCPR8EIX	6546	.028"
2016-2009	1500	GTI SE 155	DCPR8E # ^	4339	DCPR8EIX	6546	.028"
2016-2012	1500	GTR 215	DCPR8E # ^	4339	DCPR8EIX	6546	.028"
2016-2013	1500	GTS 130 & RENTAL	DCPR8E # ^	4339	DCPR8EIX	6546	.028"
2011	1500	GTS PRO 130	DCPR8E # ^	4339	DCPR8EIX	6546	.028"
2009-2005	1500	GTX	DCPR8E # ^	4339	DCPR8EIX	6546	.028"
2016-2009	1500	GTX 155, S	DCPR8E # ^	4339	DCPR8EIX	6546	.028"
2012-2009	1500	GTX 215, LTD, iS 215	DCPR8E # ^	4339	DCPR8EIX	6546	.028"
2008-2002	1500	GTX 4-TEC	DCPR8E # ^	4339	DCPR8EIX	6546	.028"
2009	1500	GTX LIMITED iS 255	DCPR8E # ^	4339	DCPR8EIX	6546	.028"
2016-2014	1500	GTX LTD 215	DCPR8E # ^	4339	DCPR8EIX	6546	.028"
2016-2010	1500	GTX LTD iS 260	DCPR8E # ^	4339	DCPR8EIX	6546	.028"
2016-2014	1500	GTX S 155	DCPR8E # ^	4339	DCPR8EIX	6546	.028"
2009-2005	1500	RXP	DCPR8E # ^	4339	DCPR8EIX	6546	.028"
2011-2009	1500	RXP-X 255, RS	DCPR8E # ^	4339	DCPR8EIX	6546	.028"
2015-2012	1500	RXP-X 260	DCPR8E # ^	4339	DCPR8EIX	6546	.028"
2015-2012	1500	RXP-X 260 RS	DCPR8E # ^	4339	DCPR8EIX	6546	.028"
2009-2005	1500	RXT	DCPR8E # ^	4339	DCPR8EIX	6546	.028"
2016-2011	1500	RXT 260	DCPR8E # ^	4339	DCPR8EIX	6546	.028"
2015-2011	1500	RXT 260 RS	DCPR8E # ^	4339	DCPR8EIX	6546	.028"



Denotes Original Equipment
 ^ Available in Blister Pack (see page 6)

Note: Due to different operating or engine conditions an alternate heat range plug maybe required.

MAKE/YR	ENGINE	MODEL NOTES	REGULAR PLUG	STK#	PREMIUM PLUG	STK#	GAP
BOMBARDIER (SEA-DOO) Cont'd							
2011-2010	1500	RXT AS X, AS XRS 260,IS 260	DCPR8E # ^	4339	DCPR8EIX	6546	.028"
2015-2010	1500	RXT-X 260	DCPR8E # ^	4339	DCPR8EIX	6546	.028"
2015-2010	1500	RXT-X 260 RS	DCPR8E # ^	4339	DCPR8EIX	6546	.028"
2016-2011	1500	RXT-X AS 260	DCPR8E # ^	4339	DCPR8EIX	6546	.028"
2015-2011	1500	RXT-X AS 260 RS	DCPR8E # ^	4339	DCPR8EIX	6546	.028"
2016-2008	1500	WAKE 155	DCPR8E # ^	4339	DCPR8EIX	6546	.028"
2008	1500	WAKE 215	DCPR8E # ^	4339	DCPR8EIX	6546	.028"
2016-2009	1500	WAKE PRO 215	DCPR8E # ^	4339	DCPR8EIX	6546	.028"
2007-2006	950	3D 947 DI	ZFR4F-11 #	4043	---	---	.044"
1999-1997	950	GSX LIMITED	BR8ES SLD #	3961	BR8EIX SLD	6747	.032"
2002-1999	950	GTX	BR8ES SLD #	3961	BR8EIX SLD	6747	.032"
2003-2000	950	GTX DI	ZFR4F-11 #	4043	---	---	.044"
2003-2002	950	LRV DI	ZFR4F-11 #	4043	---	---	.044"
2002-2000	950	RX	BR8ES SLD #	3961	BR8EIX SLD	6747	.032"
2003-2000	950	RX DI	ZFR4F-11 #	4043	---	---	.044"
2002-2001	950	RXX	BR8ES SLD #	3961	BR8EIX SLD	6747	.032"
2002-1999	950	XP	BR8ES SLD #	3961	BR8EIX SLD	6747	.032"
2004	950	XP DI	ZFR4F-11 #	4043	---	---	.044"
2016	900	SPARK	CR8EB #	7784	CR8EIX	4218	.032"
2015-2014	900	SPARK ACE 900 (2UP)	CR8EB #	7784	CR8EIX	4218	.032"
2015-2014	900	SPARK ACE 900 HO (2UP & 3UP)	CR8EB #	7784	CR8EIX	4218	.032"
2005	780	3D RFI	BR8ES SLD #	3961	BR8EIX SLD	6747	.032"
2000-1996	780	GSX	BR8ES SLD #	3961	BR8EIX SLD	6747	.032"
2005	780	GTI	BR8ES SLD #	3961	BR8EIX SLD	6747	.032"
2004	780	GTI SERIES	BR8ES SLD #	3961	BR8EIX SLD	6747	.032"
2000-1996	780	GTX	BR8ES SLD #	3961	BR8EIX SLD	6747	.032"
2002-1999	780	GTX RFI	BR8ES SLD #	3961	BR8EIX SLD	6747	.032"
1999-1997	780	SPX	BR8ES SLD #	3961	BR8EIX SLD	6747	.032"
2000-1995	780	XP	BR8ES SLD #	3961	BR8EIX SLD	6747	.032"
2001-1997	720	GS	BR8ES SLD #	3961	BR8EIX SLD	6747	.032"
1998-1997	720	GSi	BR8ES SLD #	3961	BR8EIX SLD	6747	.032"
2003-1996	720	GTI	BR8ES SLD #	3961	BR8EIX SLD	6747	.032"
2005-2004	720	GTI	BR8ES-11 #	7986	---	---	.044"
2001-1997	720	GTS	BR8ES SLD #	3961	BR8EIX SLD	6747	.032"
1997-1995	720	HX	BR8ES SLD #	3961	BR8EIX SLD	6747	.032"
1998-1997	720	SP	BR8ES SLD #	3961	BR8EIX SLD	6747	.032"
1997-1996	720	SPX	BR8ES SLD #	3961	BR8EIX SLD	6747	.032"
1995-1994	650	GTX	BR8ES SLD #	3961	BR8EIX SLD	6747	.032"
1995-1994	650	SPX	BR8ES SLD #	3961	BR8EIX SLD	6747	.032"
1994-1993	650	XP	BR8ES SLD #	3961	BR8EIX SLD	6747	.032"
1991-1990	580	GT	BR7ES SLD #	6615	BR7EIX	6664	.028"
1997-1992	580	GTS	BR7ES SLD #	6615	BR7EIX	6664	.032"
1993-1992	580	GTX	BR7ES SLD #	6615	BR7EIX	6664	.032"
1996-1988	580	SP	BR7ES SLD #	6615	BR7EIX	6664	.028"
1997-1993	580	SPI	BR7ES SLD #	6615	BR7EIX	6664	.032"
1993	580	SPX	BR7ES SLD #	6615	BR7EIX	6664	.032"
1993-1991	580	XP	BR7ES SLD #	6615	BR7EIX	6664	.032"
HONDA							
2009	1500	AQUATRAX F-15	---	---	IMR9D-9H #	6544	.036"
2009-2008	1500	AQUATRAX F-15X	---	---	IMR9D-9H #	6544	.036"
2007-2002	1200	AQUATRAX F-12	---	---	IMR9D-9H #	6544	.036"
2007-2002	1200	AQUATRAX F-12X	---	---	IMR9D-9H #	6544	.036"
2007-2002	1200	ARX1200N (AQUATRAX R-12)	---	---	IMR9D-9H #	6544	.036"
2007-2002	1200	ARX1200T (AQUATRAX R-12X)	---	---	IMR9D-9H #	6544	.036"
HOVERCRAFT							
	500	EC50PM	BR9ES SLD ^	3194	BR9EIX SLD	3089	.030"

Personal Watercraft

Denotes Original Equipment
 ^ Available in Blister Pack (see page 6)

Note: Due to different operating or engine conditions an alternate heat range plug maybe required.

MAKE/YR	ENGINE	MODEL NOTES	REGULAR PLUG	STK#	PREMIUM PLUG	STK#	GAP
HOVERCRAFT Cont'd							
	440	EC44-2PM	BR9ES SLD ^	3194	BR9EIX SLD	3089	.030"
	440	EC44PM	BR9ES SLD ^	3194	BR9EIX SLD	3089	.030"
	250	EC25PS	BR9ES SLD ^	3194	BR9EIX SLD	3089	.030"
KAWASAKI (JET-SKI)							
2010-2009	1500	STX (JT1500D)	CR9EK # ^	4548	CR9EIX	3521	.028"
2014-2004	1500	STX-15F (JT1500-A)	CR9EK # ^	4548	CR9EIX	3521	.028"
2004	1500	STX-15F (JT1500-C)	CR9EK # ^	4548	CR9EIX	3521	.028"
2010	1500	STX-15F (T1500AAF)	CR9EK # ^	4548	CR9EIX	3521	.028"
2016-2015	1500	STX-15F (JT1500AFF)	CR9EK # ^	4548	CR9EIX	3521	.028"
2008-2007	1500	ULTRA 250X (JT1500B)	---	---	PMR9B #	4717	.032"
2010-2009	1500	ULTRA 260X/LX (JT1500E9F)	---	---	PMR9B #	4717	.032"
2014-2011	1500	ULTRA 300,310,LX,X (JT1500J,H,L)	---	---	PMR9B #	4717	.032"
2016-2015	1500	ULTRA 310LX (JT1500MFF)	---	---	PMR9B #	4717	.028"
2016-2015	1500	ULTRA 310R (JT1500NFF)	---	---	PMR9B #	4717	.028"
2016-2015	1500	ULTRA 310X (JT1500LFF)	---	---	PMR9B #	4717	.028"
2016-2015	1500	ULTRA 310X (JT1500PFF)	---	---	PMR9B #	4717	.028"
2014-2007	1500	ULTRA LX (JT1500)	CR9EK # ^	4548	CR9EIX	3521	.028"
2016-2015	1500	ULTRA LX (JT1500KFF)	CR9EK # ^	4548	CR9EIX	3521	.028"
2007-2003	1200	STX-12F (JT1200-B)	CR9EK # ^	4548	CR9EIX	3521	.028"
2003-2002	1200	STX-R (JT1200-A)	BR9ES SLD # ^	3194	BR9EIX SLD	3089	.024"
2005-2004	1200	STX-R (JT1200-C)	BR9ES SLD # ^	3194	BR9EIX SLD	3089	.024"
1999	1200	ULTRA 150 (JH1200-A)	R6918C-9 #	5196	---	---	.024"
2002-2000	1200	ULTRA 150 (JH1200-A)	BR9ES SLD # ^	3194	BR9EIX SLD	3089	.024"
2005-2003	1200	ULTRA 150 (JH1200-B)	BR9ES SLD # ^	3194	BR9EIX SLD	3089	.024"
2000	1100	STX (JT1100-C)	---	---	PZFR7G-G #	4253	.032"
1997	1100	STX (JT1100-A)	BR9ES SLD # ^	3194	BR9EIX SLD	3089	.032"
1999-1998	1100	STX (JT1100-B)	BR9ES SLD # ^	3194	BR9EIX SLD	3089	.032"
2003	1100	STX DI (JT1100-G)	---	---	PZFR7G-G #	4253	.032"
2002-2001	1100	STX DI (JT1100-F)	---	---	PZFR7G-G #	4253	.032"
2004-2001	1100	ULTRA 130 DI (JH1100-B)	---	---	PZFR7G-G #	4253	.032"
2003-1996	1100	ZXI (JH1100-A)	BR9ES SLD # ^	3194	BR9EIX SLD	3089	.032"
2002-2001	900	STS (JT900-B)	BR9ES SLD # ^	3194	BR9EIX SLD	3089	.032"
2003	900	STX (JT900-D)	BR9ES SLD # ^	3194	BR9EIX SLD	3089	.032"
1998-1997	900	STX (JT900-A)	BR9ES SLD # ^	3194	BR9EIX SLD	3089	.032"
2000-1999	900	STX (JT900-B)	BR9ES SLD # ^	3194	BR9EIX SLD	3089	.032"
2002-2001	900	STX (JT900-C)	BR9ES SLD # ^	3194	BR9EIX SLD	3089	.032"
2006-2004	900	STX (JT900-E)	BR9ES SLD # ^	3194	BR9EIX SLD	3089	.032"
1997-1995	900	ZXI (JH900-A)	BR9ES SLD # ^	3194	BR9EIX SLD	3089	.032"
2011-2003	800	800SX-R (JS800-A)	BR8ES SLD #	3961	BR8EIX SLD	6747	.032"
1995-1994	750	ST (JT750-A)	BR8ES SLD #	3961	BR8EIX SLD	6747	.032"
1997-1995	750	STS (JT750-B)	BR8ES SLD #	3961	BR8EIX SLD	6747	.032"
1999-1998	750	STS (JT750-C)	BR8ES SLD #	3961	BR8EIX SLD	6747	.032"
1998	750	STX (JH750-C)	BR8ES SLD #	3961	BR8EIX SLD	6747	.032"
1997-1992	750	SUPER SPORT (JH750-A)	BR8ES SLD #	3961	BR8EIX SLD	6747	.032"
1997-1996	750	SUPER SPORT (JH750-E)	BR8ES SLD #	3961	BR8EIX SLD	6747	.032"
1995-1993	750	SUPER SPORT XI (JH750-B)	BR8ES SLD #	3961	BR8EIX SLD	6747	.032"
1997-1996	750	SUPER SPORT XI (JH750-F)	BR8ES SLD #	3961	BR8EIX SLD	6747	.032"
1999-1998	750	SUPER SPORT XI (JH750-G)	BR8ES SLD #	3961	BR8EIX SLD	6747	.032"
1995-1992	750	SX (JS750-A)	BR8ES SLD #	3961	BR8EIX SLD	6747	.032"
1997-1995	750	SXI (JS750-B)	BR8ES SLD #	3961	BR8EIX SLD	6747	.032"
2002-1998	750	SXI PRO (JS750-C)	BR8ES SLD #	3961	BR8EIX SLD	6747	.032"
1994	750	XIR (JH750-D)	BR8ES SLD #	3961	BR8EIX SLD	6747	.032"
1997-1995	750	ZXI (JH750-C)	BR8ES SLD #	3961	BR8EIX SLD	6747	.032"
1990-1987	650	650SX (JS650)	BR7ES SLD #	6615	BR7EIX	6664	.032"
1995-1991	650	650SX (JS650)	BR7ES SLD #	6615	BR7EIX	6664	.032"
1992-1989	650	JET MATE (JB650)	BR7ES SLD #	6615	BR7EIX	6664	.032"



Denotes Original Equipment
 ^ Available in Blister Pack (see page 6)

Note: Due to different operating or engine conditions an alternate heat range plug maybe required.

MAKE/YR	ENGINE	MODEL NOTES	REGULAR PLUG	STK#	PREMIUM PLUG	STK#	GAP
KAWASAKI (JET-SKI) Cont'd							
1995-1991	650	SC (JL650)	BR7ES SLD #	6615	BR7EIX	6664	.032"
1996-1989	650	TS (JF650-B)	BR7ES SLD #	6615	BR7EIX	6664	.032"
1995-1986	650	X2 (JF650-A)	BR7ES SLD #	6615	BR7EIX	6664	.032"
1995-1982	550	550SX (JS550)	BR8ES SLD #	3961	BR8EIX SLD	6747	.032"
1992-1976	440	440SX (JS440)	BR7ES SLD #	6615	BR7EIX	6664	.032"
1976-1974	400	400SX (JS400)	BR7ES SLD #	6615	BR7EIX	6664	.020"
1991-1986	300	300SX (JS300)	BR7ES SLD #	6615	BR7EIX	6664	.032"
MASTERCRAFT (WET-JET)							
1996-1995	700	DUO	BR8HS # ^	4322	BR8HIX	7001	.024"
1997-1995	700	KRAZE	BR8HS # ^	4322	BR8HIX	7001	.024"
1997-1995	700	ZX	BR8HS # ^	4322	BR8HIX	7001	.024"
1992-1988	432	432	BR8ES SLD #	3961	BR8EIX SLD	6747	.028"
1994	432	DUO 200	BR8ES SLD #	3961	BR8EIX SLD	6747	.032"
1992-1991	432	SPECIAL EDITION	BR8ES SLD #	3961	BR8EIX SLD	6747	.028"
1993-1990	432	SPORT	BR8ES SLD #	3961	BR8EIX SLD	6747	.028"
1987-1985	428	428	BR8ES SLD #	3961	BR8EIX SLD	6747	.032"
1997-1995	300	DUO 300	BR8HS # ^	4322	BR8HIX	7001	.024"
1994	200	DUO 200	BR8ES SLD #	3961	BR8EIX SLD	6747	.024"
POLARIS							
2001-1999	1200	GENESIS	BR9ES SLD ^	3194	BR9EIX SLD	3089	.028"
2004-1999	1200	GENESIS I	---	---	PZFR6H	7696	.028"
2004-2003	1200	MSX 140	---	---	PZFR6H	7696	.028"
2001-2000	1200	PRO 1200	BPR8ES	3923	BPR8EIX	6684	.028"
2001-2000	1200	SLX	BPR8ES	3923	BPR8EIX	6684	.028"
2002-2000	1200	VIRAGE TX	BR9ES SLD ^	3194	BR9EIX SLD	3089	.028"
2002-2001	1200	VIRAGE TXi	---	---	PZFR6H	7696	.028"
1998-1997	1050	SL 1050	BPR8ES	3923	BPR8EIX	6684	.028"
1999-1996	1050	SLTX	BPR8ES	3923	BPR8EIX	6684	.028"
1999	1050	SLX	BPR8ES	3923	BPR8EIX	6684	.028"
1997-1996	900	SL 900	BPR8ES	3923	BPR8EIX	6684	.028"
2000-1998	785	SLX PRO 785	BR9ES SLD ^	3194	BR9EIX SLD	3089	.028"
1997-1996	780	SL 780	BPR8ES	3923	BPR8EIX	6684	.028"
1997-1996	780	SLT 780	BPR8ES	3923	BPR8EIX	6684	.028"
1997-1996	780	SLX 780	BPR8ES	3923	BPR8EIX	6684	.028"
2004-2002	777	OCTANE	BR9ES SLD ^	3194	BR9EIX SLD	3089	.028"
2004-2002	777	VIRAGE i	---	---	PZFR6H	7696	.028"
2004	750	MSX 110	BKR7E	4644	BKR7EIX	2667	.032"
2004	750	MSX 150	BKR7E	4644	BKR7EIX	2667	.032"
1995-1994	750	SL 750	BPR7ES SLD	3785	BPR7EIX	4055	.028"
1995	750	SLT 750	BPR7ES SLD	3785	BPR7EIX	4055	.028"
2004-2002	700	FREEDOM	BPR8ES	3923	BPR8EIX	6684	.028"
1997-1996	700	HURRICANE	BPR8ES	3923	BPR8EIX	6684	.028"
1998-1997	700	SL 700	BPR8ES	3923	BPR8EIX	6684	.028"
1998-1996	700	SL 700 DELUXE	BPR7ES SLD	3785	BPR7EIX	4055	.028"
2001-1999	700	SLH	BPR8ES	3923	BPR8EIX	6684	.028"
1999	700	SLTH	BPR8ES	3923	BPR8EIX	6684	.028"
2004-2000	700	VIRAGE	BPR8ES	3923	BPR8EIX	6684	.028"
1995-1994	650	SL 650	BPR7ES SLD	3785	BPR7EIX	4055	.028"
POWER BOARD							
1990-1989		POWER BOARD	BPR7HS-10	1092	---	---	.040"
PROGRESSIVE POWER CORP							
1990-1987		FORMULA MICRO	BPM6Y	4562	---	---	.024"
SURF JET							
1997-1980	260	FUJI LC25	B7HS	5110	BR7HIX	7067	.028"
ULTRANAUTICS							
1992	1230	MERCURY ENGINE	BUHW ^	2622	---	---	---

Personal Watercraft

Denotes Original Equipment
 ^ Available in Blister Pack (see page 6)

Note: Due to different operating or engine conditions an alternate heat range plug maybe required.

MAKE/YR	ENGINE	MODEL NOTES	REGULAR PLUG	STK#	PREMIUM PLUG	STK#	GAP
ULTRANAUTICS Cont'd							
1990	850	JETFISHER 1670B	B8HS-10	5126	---	---	.040"
1990	850	RIVERJET 1670B	B8HS-10	5126	---	---	.040"
1991	800	JETFISHER 1660L	B8HS-10	5126	---	---	.040"
1990-1988	800	JETSTAR 1250	B8HS-10	5126	---	---	.040"
1991	800	JETSTAR 1260	B8HS-10	5126	---	---	.040"
1990-1988	800	SEAFLASH	B8HS-10	5126	---	---	.040"
1991	800	SEAFLASH ST	B8HS-10	5126	---	---	.040"
1991	800	SEAFLASH XL	B8HS-10	5126	---	---	.040"
1991	800	SEAFLASH XP	B8HS-10	5126	---	---	.040"
1992	800	SUZUKI ENGINE	BR8HS-10 ^	1134	---	---	.040"
1991-1986	800	WETBIKE	B8HS-10	5126	---	---	.040"
YAMAHA							
2009-2008	1800	FX (FX1800)	LFR6A #	6668	---	---	.036"
2016-2009	1800	FX CRUISER HO (FB1800A, FY1800A)	LFR6A #	6668	---	---	.036"
2014-2009	1800	FX HO (FB1800, FY1800)	LFR6A #	6668	---	---	.036"
2016-2009	1800	FX SHO, CRUISER SHO (FA1800)	LFR6A #	6668	---	---	.036"
2011-2010	1800	FX SUPER HIGH OUTPUT (FX1800)	LFR6A #	6668	---	---	.036"
2016-2014	1800	FX SVHO, FX CRUISER SVHO (FC1800)	LFR7A #	92038	LFR7AIX	2309	.036"
2013-2009	1800	FZR (GX1800)	LFR6A #	6668	---	---	.036"
2016-2014	1800	FZR, SVHO (GX1800)	LFR7A #	92038	LFR7AIX	2309	.036"
2013-2011	1800	FZS (GX1800)	LFR6A #	6668	---	---	.036"
2016-2014	1800	FZS (GX1800)	LFR7A #	92038	LFR7AIX	2309	.036"
2016	1800	VX CRUISER HO (VC1800R)	LFR6A #	6668	---	---	.036"
2016-2011	1800	VXR (VX1800)	LFR6A #	6668	---	---	.036"
2016-2011	1800	VXS (VX1800)	LFR6A #	6668	---	---	.036"
2008-2003	1300	WAVERUNNER GP (GP1300)	BR8ES-11 #	7986	---	---	.044"
1999	1200	WAVERUNNER (XA1200)	BR8ES SLD #	3961	BR8EIX SLD	6747	.028"
2005-2001	1200	WAVERUNNER (XLT1200)	BR8ES-11 #	7986	---	---	.044"
1998	1200	WAVERUNNER (XL1200)	BR8HS # ^	4322	BR8HIX	7001	.024"
2004-1999	1200	WAVERUNNER (SUV1200)	BR8HS # ^	4322	BR8HIX	7001	.024"
1999-1997	1200	WAVERUNNER III GP (GP1200)	BR8HS # ^	4322	BR8HIX	7001	.024"
2002-2000	1200	WAVERUNNER III GP (GP1200R)	BR8ES-11 #	7986	---	---	.044"
2000-1999	1200	WAVERUNNER LTD (XL1200)	BR8ES-11 #	7986	---	---	.044"
2004	1100	FX160	CR9EB # ^	6955	CR9EIX	3521	.032"
2006-2004	1100	FX HO (FX1100)	CR9EB # ^	6955	CR9EIX	3521	.032"
2015-2005	1100	VX CRUISER, DELUXE, SPORT, R,S (VX1100)	CR9EB # ^	6955	CR9EIX	3521	.032"
2008-2007	1100	WAVE RUNNER (FX1100G, LG)	CR9EB # ^	6955	CR9EIX	3521	.032"
1996-1995	1100	WAVERAIDER II (RA1100)	BR8HS # ^	4322	BR8HIX	7001	.024"
2005	1100	WAVERUNNER FX (FX1100)	CR9EB # ^	6955	CR9EIX	3521	.032"
2015	1100	WAVERUNNER V1 (VX1100EP)	CR9EB # ^	6955	CR9EIX	3521	.032"
2015	1100	WAVERUNNER V1 SPORT (VX1100DP)	CR9EB # ^	6955	CR9EIX	3521	.032"
1997-1996	1100	WAVEVENTURE (WVT1100)	BR8HS # ^	4322	BR8HIX	7001	.024"
2016	1050	VX CRUISER (VX1050AR)	CR9EB # ^	6955	CR9EIX	3521	.032"
2016	1050	VX DELUXE (VX1050BR)	CR9EB # ^	6955	CR9EIX	3521	.032"
2016	1050	VX LIMITED (VX1050FR)	CR9EB # ^	6955	CR9EIX	3521	.032"
2016	1050	WAVERUNNER V1 (VX1050ER)	CR9EB # ^	6955	CR9EIX	3521	.032"
2016	1050	WAVERUNNER V1 SPORT (VX1050DR)	CR9EB # ^	6955	CR9EIX	3521	.032"
2016	1050	WAVERUNNER VX (VX1050CR)	CR9EB # ^	6955	CR9EIX	3521	.032"
2005-2002	1000	WAVERUNNER (FX1000)	CR9EB # ^	6955	CR9EIX	3521	.032"
2008-2002	1000	WAVERUNNER (FX1000 CRUISER)	CR9EB # ^	6955	CR9EIX	3521	.032"
2004	800	WAVERUNNER (XA800)	BR8ES SLD #	3961	BR8EIX SLD	6747	.028"
2001-2000	800	WAVERUNNER (XL800)	BR8ES SLD #	3961	BR8EIX SLD	6747	.028"
2004-2002	800	WAVERUNNER (XLT800)	BR8ES SLD #	3961	BR8EIX SLD	6747	.024"
2005-1998	800	WAVERUNNER (GP800)	BR8ES SLD #	3961	BR8EIX SLD	6747	.024"
1997-1996	760	WAVEBLASTER II (WB760)	BR8HS # ^	4322	BR8HIX	7001	.024"
1996	760	WAVERAIDER (RA760)	BR8HS # ^	4322	BR8HIX	7001	.024"




Denotes Original Equipment
 ^ Available in Blister Pack (see page 6)

Note: Due to different operating or engine conditions an alternate heat range plug maybe required.

MAKE/YR	ENGINE	MODEL NOTES	REGULAR PLUG	STK#	PREMIUM PLUG	STK#	GAP
YAMAHA Cont'd							
1999-1998	760	WAVERUNNER (XL760)	BR8HS # ^	4322	BR8HIX	7001	.024"
2000-1997	760	WAVERUNNER III GP (GP760)	BR8HS # ^	4322	BR8HIX	7001	.024"
1997	760	WAVEVENTURE (WVT760)	BR8HS # ^	4322	BR8HIX	7001	.024"
1996-1994	700	FX1 (FX700)	B8HS #	5510	BR8HIX	7001	.024"
1996-1993	700	WAVEBLASTER (WB700)	BR8HS # ^	4322	BR8HIX	7001	.026"
1997	700	WAVERAIDER (RA700B)	B7HS #	5110	BR7HIX	7067	.024"
1996-1994	700	WAVERAIDER (RA700)	BR8HS # ^	4322	BR8HIX	7001	.024"
1996	700	WAVERAIDER DELUXE (RA700B)	B8HS #	5510	BR8HIX	7001	.024"
2004-1999	700	WAVERUNNER (XL700)	BR8HS # ^	4322	BR8HIX	7001	.024"
1997-1995	700	WAVERUNNER III (WRA700)	BR8HS # ^	4322	BR8HIX	7001	.024"
1994-1993	700	WAVERUNNER PRO VXR (WRB700)	BR8HS # ^	4322	BR8HIX	7001	.024"
1996-1994	700	WAVERUNNER SUPERJET (SJ700)	B8HS #	5510	BR8HIX	7001	.024"
2001-1997	700	WAVERUNNER SUPERJET (SJ700)	B7HS #	5110	BR7HIX	7067	.024"
2005-2002	700	WAVERUNNER SUPERJET (SJ700)	BR8HS # ^	4322	BR8HIX	7001	.024"
2016-2006	700	WAVERUNNER SUPERJET (SJ700)	B7HS #	5110	BR7HIX	7067	.028"
1998-1995	700	WAVEVENTURE (WVT700)	BR8HS # ^	4322	BR8HIX	7001	.026"
1992-1990	650	WAVERUNNER (WR650)	B8HS #	5510	BR8HIX	7001	.024"
1996-1990	650	WAVERUNNER III (WRA650)	BR8HS # ^	4322	BR8HIX	7001	.024"
1993-1990	650	WAVERUNNER SUPERJET (SJ650)	B8HS #	5510	BR8HIX	7001	.024"
1995-1991	650	WAVERUNNER VXR (WRB650)	B8HS #	5510	BR8HIX	7001	.024"
1990-1987	500	WAVEJAMMER (WJ500)	B7HS #	5110	BR7HIX	7067	.024"
1993-1987	500	WAVERUNNER (WR500)	B7HS #	5110	BR7HIX	7067	.024"



MOTORCYCLE



Motorcycle

Denotes Original Equipment

^ Available in Blister Pack (see page 6)

Note: Due to different operating or engine conditions an alternate heat range plug maybe required.

MAKE/YR	ENGINE	MODEL NOTES	REGULAR PLUG	STK#	PREMIUM PLUG	STK#	GAP
ADVANCED ENGINE PRODUCTS							
		ALL MODELS	BM6A	5921	---	---	.025"
ALPHA							
		ALL MODELS	BP5ES	7832	BPR5EIX	6597	.025"
AMERICAN IRON HORSE							
2007-2006	2034	LSC	DCPR7E #	3932	DCPR7EIX	6046	.040"
2007-2006	2034	OUTLAW SY	DCPR7E #	3932	DCPR7EIX	6046	.040"
2007-2006	2034	TEJAS SJ	DCPR7E #	3932	DCPR7EIX	6046	.040"
2007-2006	2034	TEXAS CHOPPER SX - 10TH ANNIVERSARY SPECIAL EDITION	DCPR7E #	3932	DCPR7EIX	6046	.040"
2004-2003	2033	LEGEND SC	DCPR7E #	3932	DCPR7EIX	6046	.040"
2004-2003	2033	OUTLAW SY	DCPR7E #	3932	DCPR7EIX	6046	.040"
2003	2033	RANGER T SG	DCPR7E #	3932	DCPR7EIX	6046	.040"
2004-2003	2033	SLAMMER SZ	DCPR7E #	3932	DCPR7EIX	6046	.040"
2004-2003	2033	STALKER SR	DCPR7E #	3932	DCPR7EIX	6046	.040"
2004-2003	2033	TEJAS SJ	DCPR7E #	3932	DCPR7EIX	6046	.040"
2004-2003	2033	TEXAS CHOPPER SX	DCPR7E #	3932	DCPR7EIX	6046	.040"
2009	1918	BANDERA	DCPR7E #	3932	DCPR7EIX	6046	.040"
2009	1918	CLASSIC CHOP	DCPR7E #	3932	DCPR7EIX	6046	.040"
2009	1918	JUDGE	DCPR7E #	3932	DCPR7EIX	6046	.040"
2004	1918	LEGEND SC	DCPR7E #	3932	DCPR7EIX	6046	.040"
2004	1918	OUTLAW SY	DCPR7E #	3932	DCPR7EIX	6046	.040"
2009	1918	SLAMMER	DCPR7E #	3932	DCPR7EIX	6046	.040"
2010	1918	SLAMMER BASE	DCPR7E #	3932	DCPR7EIX	6046	.040"
2004	1918	SLAMMER SZ	DCPR7E #	3932	DCPR7EIX	6046	.040"
2004	1918	STALKER SR	DCPR7E #	3932	DCPR7EIX	6046	.040"
2004	1918	TEJAS SJ	DCPR7E #	3932	DCPR7EIX	6046	.040"
2007-2006	1918	TEXAS CHOPPER SX	DCPR7E #	3932	DCPR7EIX	6046	.040"
2004	1918	TEXAS CHOPPER SX	DCPR7E #	3932	DCPR7EIX	6046	.040"
2003-1999	1852	BANDIT ST	BPR5ES-11 #	7634	BPR5EIX-11	2115	.044"
2003-1999	1852	CLASSIC SX	BPR5ES-11 #	7634	BPR5EIX-11	2115	.044"
2003-1999	1852	LEGEND SC	BPR5ES-11 #	7634	BPR5EIX-11	2115	.044"
2003-1999	1852	OUTLAW SY	BPR5ES-11 #	7634	BPR5EIX-11	2115	.044"
2003-1999	1852	SLAMMER SZ	BPR5ES-11 #	7634	BPR5EIX-11	2115	.044"
2003-1999	1852	STALKER SR	BPR5ES-11 #	7634	BPR5EIX-11	2115	.044"
2003-1999	1852	THUNDER SW	BPR5ES-11 #	7634	BPR5EIX-11	2115	.044"
2007-2004	1819	LEGEND SC	DCPR7E #	3932	DCPR7EIX	6046	.040"
2005-2004	1819	LSC	DCPR7E #	3932	DCPR7EIX	6046	.040"
2005-2004	1819	OUTLAW SY	DCPR7E #	3932	DCPR7EIX	6046	.040"
2007-2004	1819	SLAMMER SZ	DCPR7E #	3932	DCPR7EIX	6046	.040"
2005-2004	1819	STALKER SR	DCPR7E #	3932	DCPR7EIX	6046	.040"
2005-2004	1819	TEJAS SJ	DCPR7E #	3932	DCPR7EIX	6046	.040"
2005-2004	1819	TEXAS CHOPPER SX	DCPR7E #	3932	DCPR7EIX	6046	.040"
2003-1999	1753	BANDIT ST	BPR5ES-11 #	7634	BPR5EIX-11	2115	.044"
2003-1999	1753	CLASSIC SX	BPR5ES-11 #	7634	BPR5EIX-11	2115	.044"
2003-1999	1753	LEGEND SC	BPR5ES-11 #	7634	BPR5EIX-11	2115	.044"
2003-1999	1753	OUTLAW SY	BPR5ES-11 #	7634	BPR5EIX-11	2115	.044"
2003-1999	1753	SLAMMER SZ	BPR5ES-11 #	7634	BPR5EIX-11	2115	.044"
2003-1999	1753	STALKER SR	BPR5ES-11 #	7634	BPR5EIX-11	2115	.044"
2003-1999	1753	THUNDER SW	BPR5ES-11 #	7634	BPR5EIX-11	2115	.044"
2002-1999	1573	BANDIT ST	BPR5ES-11 #	7634	BPR5EIX-11	2115	.044"
2002-1999	1573	CLASSIC SX	BPR5ES-11 #	7634	BPR5EIX-11	2115	.044"
2002-1999	1573	LEGEND SC	BPR5ES-11 #	7634	BPR5EIX-11	2115	.044"
2002-1999	1573	OUTLAW SY	BPR5ES-11 #	7634	BPR5EIX-11	2115	.044"
2002-1999	1573	SLAMMER SZ	BPR5ES-11 #	7634	BPR5EIX-11	2115	.044"
2002-1999	1573	STALKER SR	BPR5ES-11 #	7634	BPR5EIX-11	2115	.044"
2002-1999	1573	THUNDER SW	BPR5ES-11 #	7634	BPR5EIX-11	2115	.044"



Denotes Original Equipment

^ Available in Blister Pack (see page 6)

Note: Due to different operating or engine conditions an alternate heat range plug maybe required.

MAKE/YR	ENGINE	MODEL NOTES	REGULAR PLUG	STK#	PREMIUM PLUG	STK#	GAP
AMERICAN PERFORMANCE CYCLE							
	1918	HIGH ROLLER 280 - S&S ENGINE 117 CU IN	DCPR7E #	3932	DCPR7EIX	6046	.040"
	1918	WILD CARD 280 - S&S ENGINE 117 CU IN	DCPR7E #	3932	DCPR7EIX	6046	.040"
	1819	HIGH ROLLER 240 - S&S ENGINE 111 CU IN	DCPR7E #	3932	DCPR7EIX	6046	.040"
	1819	HUSTLER 240 - S&S ENGINE 111 CU IN	DCPR7E #	3932	DCPR7EIX	6046	.040"
	1819	WILD CARD 240 - S&S ENGINE 111 CU IN	DCPR7E #	3932	DCPR7EIX	6046	.040"
	1573	HIGH ROLLER S - S&S ENGINE 96 CU IN	BPR5ES-11	7634	BPR5EIX-11	2115	.040"
	1573	SPIRIT S - S&S ENGINE 96 CU IN	BPR5ES-11	7634	BPR5EIX-11	2115	.040"
AMF ROADMASTER							
		138, 139, 140, 141	B5HS	4210	---	---	.025"
		ALL OTHER MODELS	BM6F ^	6221	---	---	.025"
ANDIAMO							
		ALL MODELS	BP6ES	7333	BPR6EIX	6637	.025"
ANGEL							
		ALL MODELS	B-4	3210	---	---	.025"
APRILIA							
2016	1100	TUONO V4 1100	CR9EKB #	2305	---	---	.028"
2007-2001	1000	ETV 1000 CAPO NORDO	DCPR9E #	2641	DCPR9EIX	2316	.036"
2005-2001	1000	RST FUTURA	DCPR9E #	2641	DCPR9EIX	2316	.036"
2009-2004	1000	RSV 1000 R	DCPR9E	2641	DCPR9EIX	2316	.028"
2004-1998	1000	RSV MILLE	DCPR9E #	2641	DCPR9EIX	2316	.036"
2004-2000	1000	RSV MILLE R	DCPR9E #	2641	DCPR9EIX	2316	.036"
2003-2000	1000	RSV MILLE SP	R0045J-10	7400	---	---	.040"
2003-2002	1000	RSV MILLE TUONO	DCPR9E #	2641	DCPR9EIX	2316	.036"
2007-2002	1000	RSV TUONO	DCPR9E #	2641	DCPR9EIX	2316	.036"
2011-2009	1000	RSV4	CR9EB # ^	6955	CR9EIX	3521	.032"
2016	1000	RSV4 RF, RR	CR9EKB #	2305	---	---	.028"
2004-2000	1000	SL 1000 FALCO	DCPR9E #	2641	DCPR9EIX	2316	.036"
2010-2004	1000	TUONO 1000 R	DCPR9E	2641	DCPR9EIX	2316	.028"
2003	1000	TUONO FIGHTER 1000	DCPR9E	2641	DCPR9EIX	2316	.028"
2003	1000	TUONO RACER 1000	DCPR9E	2641	DCPR9EIX	2316	.028"
2011-2009	850	MANA 850	CR7EK	7546	CR7EIX	7385	.028"
2011-2008	750	750 SHIVER	CR7EK	7546	CR7EIX	7385	.028"
2011-2009	750	DORSODURO 750	CR7EK	7546	CR7EIX	7385	.028"
1998-1995	650	MOTO 6.5	D8EA	2120	DR8EIX	6681	.024"
2002-2001	650	PEGASO 650	DR8EB	4855	---	---	.032"
2007-2005	650	PEGASO 650	CR7E ^	4578	CR7EIX	7385	.028"
1995-1992	650	PEGASO 650 (GA)	D8EA	2120	DR8EIX	6681	.024"
1998-1997	650	PEGASO 650 (ML)	D8EA	2120	DR8EIX	6681	.028"
2004-1996	650	PEGASO 650 (MX)	DR8EA ^	7162	DR8EIX	6681	.028"
1998-1990	600	PEGASO 600	D8EA	2120	DR8EIX	6681	.024"
1998-1988	600	TUAREG 600 WIND	D8EA	2120	DR8EIX	6681	.024"
2009-2006	550	RXV 550 - 4-STROKE	CR8EKB	4374	---	---	.028"
2011-2006	550	SXV 550 - 4-STROKE	CR8EKB	4374	---	---	.028"
2006-2005	500	ATLANTIC 500 - SPRINT	CR7EKB	4455	---	---	.028"
2004-2002	500	ATLANTIC 500 - SPRINT	CR7EK	7546	CR7EIX	7385	.028"
2006-2003	500	SCARABEO 500	CR7EKB	4455	---	---	.028"
2010-2009	450	MXV 450	CR8EKB	4374	---	---	.028"
2011-2006	450	RXV 450 - 4-STROKE	CR8EKB	4374	---	---	.028"
2009-2008	450	SCARABEO 500 IE	CR7EKB	4455	---	---	.028"
2009-2006	450	SXV 450 - 4-STROKE	CR8EKB	4374	---	---	.028"
2006-2005	400	ATLANTIC 400 SPRINT	CR7EKB	4455	---	---	.028"
2006	400	SCARABEO 400	CR7EKB	4455	---	---	.028"
1998-1985	349	EXT 350	D8EA	2120	DR8EIX	6681	.020"
1998-1987	349	TUAREG 350	D8EA	2120	DR8EIX	6681	.020"
1998-1987	349	WIND	D8EA	2120	DR8EIX	6681	.020"
1986	320	TL 320	BP5ES	7832	BPR5EIX	6597	.020"

Motorcycle

Denotes Original Equipment

^ Available in Blister Pack (see page 6)

Note: Due to different operating or engine conditions an alternate heat range plug maybe required.

MAKE/YR	ENGINE	MODEL NOTES	REGULAR PLUG	STK#	PREMIUM PLUG	STK#	GAP
APRILIA Cont'd							
2008	300	SPORT CITY CUBE 300	---	---	PMR8A	5851	.020"
1998-1989	276	CLIMBER	BP5ES	7832	BPR5EIX	6597	.028"
1984	276	TX300	BP5ES	7832	BPR5EIX	6597	.028"
1984	276	TX311 M	BP5ES	7832	BPR5EIX	6597	.028"
1986	276	TXR312 M	BP5ES	7832	BPR5EIX	6597	.020"
	250	250 GP	B10EG	3630	BR10EIX	6801	.020"
2006-2004	250	ATLANTIC 250 - SPRINT	CR8EB #	7784	---	---	.032"
2004-1999	250	LEONARDO 250	DR8EA # ^	7162	DR8EIX	6681	.032"
2003-1995	250	RS250	BR9ECM	3252	BR9ECMIX	2707	.028"
1986-1985	250	RX250	B10EG	3630	BR10EIX	6801	.020"
2006	250	SCARABEO 250	CR8EB #	7784	---	---	.032"
2001	250	SCARABEO 250	CR8E # ^	1275	CR8EIX	4218	.032"
1999	250	SCARABEO 250	CR8E # ^	1275	CR8EIX	4218	.032"
200-2008	250	SPORT CITY CUBE 250	---	---	PMR8A	5851	.020"
1998-1985	250	TUAREG RALLYE	B10EG	3630	BR10EIX	6801	.020"
2003	200	ATLANTIC 200 - SPRINT	CR8EB	7784	---	---	.032"
2009	200	SCARABEO 200	---	---	PMR9B	4717	.032"
2008	200	SCARABEO 200	CR8EB	7784	---	---	.032"
2004-1999	200	SCARABEO 200 - ROTAX	CR8E ^	1275	CR8EIX	4218	.032"
2007-2006	200	SPORT CITY 200	CR8EB	7784	---	---	.032"
2004	180	QUASAR 180	CR7HSA # ^	4549	CR7HIX	7544	.028"
2003	180	QUASAR 180	CR8HSA #	2086	CR8HIX	7669	.028"
2004-1996	150	LEONARDO 150	CR8E ^	1275	CR8EIX	4218	.032"
2006-2003	150	MOJITO 150	CR7EB	4663	CR7EIX	7385	.032"
2004-1999	150	SCARABEO 150	CR8E ^	1275	CR8EIX	4218	.032"
2000	150	SR 150	BR8ES # ^	5422	BR8EIX	5044	.032"
1998-1987	125	AF1 125 REPLICIA 89	B10EG	3630	BR10EIX	6801	.024"
1998-1988	125	AF1 125 SINTESEI	B10EG	3630	BR10EIX	6801	.020"
1998-1990	125	AF1 FUTURA	B10EG	3630	BR10EIX	6801	.020"
1998-1990	125	AF1 SPORT	B10EG	3630	BR10EIX	6801	.020"
	125	AS 125 R	B9ES	2611	BR9EIX	3981	.020"
2006-2003	125	ATLANTIC 125 - SPRINT	CR8EB #	7784	---	---	.032"
1999-1995	125	CLASSIC 125	BR10EG	3830	BR10EIX	6801	.024"
1998-1984	125	ETX 125	B9ES	2611	BR9EIX	3981	.020"
1998-1990	125	EUROPA 125	B10EG	3630	BR10EIX	6801	.020"
2004-1996	125	LEONARDO 125	CR8E # ^	1275	CR8EIX	4218	.032"
2002	125	MOJITO 125	CR9E	6263	CR9EIX	3521	.032"
2001-1999	125	MOJITO 125	CR8EB #	7784	---	---	.032"
2006-2003	125	MX125	BR8ES ^	5422	BR8EIX	5044	.032"
	125	PEGASO 125	B10EG	3630	BR10EIX	6801	.020"
2004	125	QUASAR 125	CR7HSA # ^	4549	CR7HIX	7544	.028"
2003	125	QUASAR 125	CR8HSA #	2086	CR8HIX	7669	.028"
1998-1997	125	RED ROSE 125	BR8ES ^	5422	BR8EIX	5044	.032"
1996-1988	125	RED ROSE 125	B10EG	3630	BR10EIX	6801	.020"
2009-2006	125	RS 125	BR10EG #	3830	BR10EIX	6801	.024"
2002-1997	125	RS 125	BR10EG #	3830	BR10EIX	6801	.024"
1998-1996	125	RS 125 (MP) 11KW	BR8ES ^	5422	BR8EIX	5044	.032"
1998-1993	125	RS 125 EXTREMA/REPLI. 20KW	BR10EG	3830	BR10EIX	6801	.020"
1998-1993	125	RS 125 EXTREMA/REPLI. 23KW	BR10EG	3830	BR10EIX	6801	.020"
2003	125	RS 125 TUONO	BR8ES # ^	5422	BR8EIX	5044	.032"
1998-1990	125	RX 125	B10EG	3630	BR10EIX	6801	.020"
2006-2003	125	SCARABEO 125	CR8EB	7784	---	---	.032"
2004-1999	125	SCARABEO 125 - ROTAX	CR8E # ^	1275	CR8EIX	4218	.032"
2007-2006	125	SPORT CITY 125	CR8EB	7784	---	---	.032"
2009	125	SPORTCITY ONE 125	CR7EB	4663	CR7EIX	7385	.032"
2000	125	SR 125	BR8ES # ^	5422	BR8EIX	5044	.032"

Denotes Original Equipment
 ^ Available in Blister Pack (see page 6)

Note: Due to different operating or engine conditions an alternate heat range plug maybe required.



MAKE/YR	ENGINE	MODEL NOTES	REGULAR PLUG	STK#	PREMIUM PLUG	STK#	GAP
APRILIA Cont'd							
1998-1982	125	ST 125	B9EG	3530	BR9EIX	3981	.020"
1998-1982	125	STX 125	B9EG	3530	BR9EIX	3981	.020"
1998-1986	125	TUAREG	B9ES	2611	BR9EIX	3981	.020"
	125	TUAREG RALLYE (I)	B10EG	3630	BR10EIX	6801	.020"
	125	TUAREG WIND 125 (I)	B9ES	2611	BR9EIX	3981	.024"
2005-2004	125	TUONO 125	BR10EG	3830	BR10EIX	6801	.024"
2004-2003	100	QUASAR 100	BPR7HS # ^	6422	BPR7HIX	5944	.028"
2009-2006	100	SCARABEO 100 - 4T	CR9EB ^	6955	CR9EIX	3521	.030"
2000	100	SCARABEO 100 - MINARELLI	BR8HS ^	4322	BR8HIX	7001	.020"
2000	100	SCARABEO 100 - YAMAHA	BR8HS ^	4322	BR8HIX	7001	.020"
1998-1986	50	AF1 50	B9ES	2611	BR9EIX	3981	.020"
1998-1996	50	AMICO 50	BR7HS ^	4122	BR7HIX	7067	.020"
2000-1998	50	AREA 51	BR8HS # ^	4322	BR8HIX	7001	.020"
1999-1992	50	CLASSIC 50	BR8ES ^	5422	BR8EIX	5044	.032"
1998-1987	50	ET 50 AE	B9ES	2611	BR9EIX	3981	.020"
1998-1987	50	ET 50 FIRE	B9ES	2611	BR9EIX	3981	.020"
1998-1993	50	GL 50	B9ES	2611	BR9EIX	3981	.020"
1996	50	GULLIVER	BR8HS # ^	4322	BR8HIX	7001	.020"
1998-1993	50	LX 50	B9ES	2611	BR9EIX	3981	.020"
2006-2002	50	MOJITO 50	BPR8HS #	3725	BPR8HIX	6742	.024"
2004-1999	50	MOJITO CUSTOM 50 2T - APRILIA	BPR7HS # ^	6422	BPR7HIX	5944	.028"
2007-2004	50	MOJITO CUSTOM 50 2T - PIAGGIA	BPR8ES	3923	BPR8EIX	6684	.032"
2003-1999	50	MOJITO RETRO 50 2T - APRILIA	BPR7HS # ^	6422	BPR7HIX	5944	.028"
2004-2002	50	MX 50	BR9ES # ^	5722	BR9EIX	3981	.024"
2004-2003	50	QUASAR 50	BPR7HS # ^	6422	BPR7HIX	5944	.028"
2003-1995	50	RALLY 50	BR7HS # ^	4122	BR7HIX	7067	.020"
1982-1979	50	RC 50	B6ES	7432	---	---	.020"
1998-1987	50	RED ROSE 50	B9ES	2611	BR9EIX	3981	.020"
2007-2006	50	RS 50	B8ES	2411	BR8EIX	5044	.020"
2005-2002	50	RS 50	BR9ES ^	5722	BR9EIX	3981	.024"
	50	RS 50 EXTREMA	B8ES	2411	BR8EIX	5044	.020"
2004-2000	50	RS 50 REPLICA	BR9ES # ^	5722	BR9EIX	3981	.024"
2004-2003	50	RS 50 TUONO	BR9ES # ^	5722	BR9EIX	3981	.024"
2004-2001	50	RX 50	BR9ES # ^	5722	BR9EIX	3981	.024"
1998-1990	50	RX 50	B9ES	2611	BR9EIX	3981	.020"
2004-2003	50	RX 50 RACING	BR9ES # ^	5722	BR9EIX	3981	.024"
2005-1993	50	SCARABEO 50	BR7HS ^	4122	BR7HIX	7067	.020"
2006-2000	50	SCARABEO 50 2T - MINARELLI	BPR4HS	7823	---	---	.028"
1999-1998	50	SCARABEO 50 2T - MINARELLI	BR7HS ^	4122	BR7HIX	7067	.020"
2006-2005	50	SCARABEO 50 2T - PIAGGIO	BR8ES ^	5422	BR8EIX	5044	.032"
2007-2006	50	SCARABEO 50 4T E2	CR8EB	7784	---	---	.032"
2002	50	SCARABEO 50 DITECH	CPR8E	7411	---	---	.024"
2002	50	SCARABEO 50 DITECH	---	---	PMR8A	5851	.020"
2007-1998	50	SONIC 50	BPR4HS	7823	---	---	.028"
2008-1998	50	SONIC 50 H2O	BR8HS ^	4322	BR8HIX	7001	.020"
2009	50	SPORTCITY ONE 50	CR8EB	7784	---	---	.032"
2005-2004	50	SR 50	CPR8E #	7411	---	---	.024"
2003-1999	50	SR 50	BR7HS ^	4122	BR7HIX	7067	.020"
1996-1994	50	SR 50 AIR	BR7HS ^	4122	BR7HIX	7067	.020"
2007-2004	50	SR 50 H2O DITECH	---	---	ZMR7AP #	6914	.036"
2004-2000	50	SR 50 H2O DITECH - CARBURETOR	BPR7HS ^	6422	BPR7HIX	5944	.028"
2004-2002	50	SR 50 H2O DITECH E2	CPR8E	7411	---	---	.024"
2003-2000	50	SR 50 RACING	BR8HS ^	4322	BR8HIX	7001	.020"
1998-1987	50	TUAREG 50	B9ES	2611	BR9EIX	3981	.020"
2005-2004	50	TUONO 50	BR9ES # ^	5722	BR9EIX	3981	.024"

Motorcycle

Denotes Original Equipment

^ Available in Blister Pack (see page 6)

Note: Due to different operating or engine conditions an alternate heat range plug maybe required.

MAKE/YR	ENGINE	MODEL NOTES	REGULAR PLUG	STK#	PREMIUM PLUG	STK#	GAP
ARCO							
		E-Z RIDER	B5HS	4210	---	---	.025"
ASPES							
		ALL MODELS	B5HS	4210	---	---	.025"
ATK							
2003-1998	600	600 DIRT TRACK AIR COOLED - 4-STROKE	D8EA	2120	DR8EIX	6681	.025"
2000-1993	600	605 CROSS COUNTRY - 4-STROKE	D8EA	2120	DR8EIX	6681	.025"
2003-1993	600	605 ENDURO AIR COOLED - 4-STROKE	D8EA	2120	DR8EIX	6681	.025"
2002-2001	600	SUPERMOTARD - 4-STROKE	D8EA	2120	DR8EIX	6681	.025"
2003	600	SUPERMOTARD - 4-STROKE	CR9EK ^	4548	CR9EIX	3521	.028"
1992-1988	560	604 - 4-STROKE	D8EA	2120	DR8EIX	6681	.025"
2003-1999	500	500 DIRT TRACK - 4-STROKE	D8EA	2120	DR8EIX	6681	.025"
2003-1998	500	500 ENDURO - 4-STROKE	D8EA	2120	DR8EIX	6681	.025"
2002-2001	500	SUPERMOTARD - 4-STROKE	D8EA	2120	DR8EIX	6681	.025"
2003	450	450 AIR COOLED - 2-STROKE	B8ES	2411	BR8EIX	5044	.025"
1996-1988	400	406 - 2-STROKE	B8ES	2411	BR8EIX	5044	.025"
1999-1991	350	350 CROSS COUNTRY - 4-STROKE	D8EA	2120	DR8EIX	6681	.025"
2002-1991	350	350 ENDURO - 4-STROKE	D8EA	2120	DR8EIX	6681	.025"
2002-1995	260	260 LIQUID COOLED - 2-STROKE	B8ES	2411	BR8EIX	5044	.022"
1996-1988	250	250 AIR COOLED - 2-STROKE	B8ES	2411	BR8EIX	5044	.025"
2003-1995	250	250 LIQUID COOLED - 2-STROKE	B8ES	2411	BR8EIX	5044	.022"
2003	125	125 ENDURO LIQUID COOLED - 4-STROKE	D8EA	2120	DR8EIX	6681	.025"
2003-1999	125	125 LIQUID COOLED - 2-STROKE	B10ES	7928	BR10EIX	6801	.025"
2001-1999	50	50 MINI CROSS - 2-STROKE	B7HS	5110	BR7HIX	7067	.025"
2003-1999	50	50 MX - 2-STROKE	B7HS	5110	BR7HIX	7067	.025"
2002-2001	50	50 MXR - 2-STROKE	B7HS	5110	BR7HIX	7067	.025"
B.S.A.							
	750	A75 ROCKET	B8ES	2411	BR8EIX	5044	.020"
	650	A10GF	B6HS	7534	BR6HIX	3419	.020"
	600	M21 - ALUMINUM HEADS	B4ES	4129	---	---	.020"
	500	A7	B7HS	5110	BR7HIX	7067	.020"
	440	B44	B7ES	1111	BR7EIX	6664	.020"
	350	B31	B6HS	7534	BR6HIX	3419	.020"
	250	SS GOLD STAR	B8ES	2411	BR8EIX	5044	.020"
	175	BANTAM 175	B7ES	1111	BR7EIX	6664	.020"
	175	BUSHMAN	B7ES	1111	BR7EIX	6664	.020"
	175	D14 BANTAM	B7ES	1111	BR7EIX	6664	.020"
	150	D3	B7HS	5110	BR7HIX	7067	.020"
	125	D9 BANTAM	B7HS	5110	BR7HIX	7067	.020"
	75	K1 BEAGLE	C6HSA	3228	CR6HIX	7274	.020"
	50	ARIEL 3	B7HS	5110	BR7HIX	7067	.020"
		A10RGS	B7ES	1111	BR7EIX	6664	.020"
		A10RR	B7ES	1111	BR7EIX	6664	.020"
		A10SR	B7ES	1111	BR7EIX	6664	.020"
		A50	B7ES	1111	BR7EIX	6664	.020"
		A50W	B8ES	2411	BR8EIX	5044	.020"
		A65	B8ES	2411	BR8EIX	5044	.020"
		A7SS	B7ES	1111	BR7EIX	6664	.020"
		B32	B6ES	7432	---	---	.020"
		B32 - ALUMINUM HEADS	B7ES	1111	BR7EIX	6664	.020"
		B32 - CAST IRON HEADS	B7HS	5110	BR7HIX	7067	.020"
		B33	B7HS	5110	BR7HIX	7067	.020"
		B34 - ALUMINUM HEADS	B6ES	7432	---	---	.020"
		B34 - CAST IRON HEADS	B7HS	5110	BR7HIX	7067	.020"
		B34 S	B8ES	2411	BR8EIX	5044	.020"
		B40	B6ES	7432	---	---	.020"
		B40SS 90	B7ES	1111	BR7EIX	6664	.020"



Denotes Original Equipment

^ Available in Blister Pack (see page 6)

Note: Due to different operating or engine conditions an alternate heat range plug maybe required.

MAKE/YR	ENGINE	MODEL NOTES	REGULAR PLUG	STK#	PREMIUM PLUG	STK#	GAP
B.S.A. Cont'd							
		B50 MX VICTOR	B8ES	2411	BR8EIX	5044	.020"
		B50 SS GOLD STAR	B7ES	1111	BR7EIX	6664	.020"
		BANTAM SUPREME	B7HS	5110	BR7HIX	7067	.020"
		BEAVER	B6HS	7534	BR6HIX	3419	.020"
		BOXER	B6HS	7534	BR6HIX	3419	.020"
		BRIGAND	B6HS	7534	BR6HIX	3419	.020"
		C10 - ALUMINUM HEADS	B4ES	4129	---	---	.020"
		C12	B7HS	5110	BR7HIX	7067	.020"
		C15/T	B6ES	7432	---	---	.020"
		C15S	B8ES	2411	BR8EIX	5044	.020"
		C15SS 80	B7ES	1111	BR7EIX	6664	.020"
		C25	B8ES	2411	BR8EIX	5044	.020"
		D1 FROM 1954	B7HS	5110	BR7HIX	7067	.020"
		D1 TO 1954	B6HS	7534	BR6HIX	3419	.020"
		D10	B7ES	1111	BR7EIX	6664	.020"
		D14 BANTAM	B6HS	7534	BR6HIX	3419	.020"
		D5	B7HS	5110	BR7HIX	7067	.020"
		D7	B7HS	5110	BR7HIX	7067	.020"
		EASY RIDER	BP6ES	7333	BPR6EIX	6637	.020"
		ER1	BP6ES	7333	BPR6EIX	6637	.020"
		ER2	BP6ES	7333	BPR6EIX	6637	.020"
		FIREBIRD	B8ES	2411	BR8EIX	5044	.020"
		FURY	B8ES	2411	BR8EIX	5044	.020"
		GOLD STAR RACER COMPETITION	B10ES	7928	BR10EIX	6801	.020"
		GOLD STAR RACER NORMAL	B8ES	2411	BR8EIX	5044	.020"
		JUNIOR	BP6ES	7333	BPR6EIX	6637	.020"
		LIGHTNING	B8ES	2411	BR8EIX	5044	.020"
		M20 - ALUMINUM HEADS	B4ES	4129	---	---	.020"
		M21 - ALUMINUM HEADS	B4ES	4129	---	---	.020"
		M21 - CAST IRON HEADS	B6HS	7534	BR6HIX	3419	.020"
		M33	B6HS	7534	BR6HIX	3419	.020"
		ROYAL STAR	B8ES	2411	BR8EIX	5044	.020"
		STAR TRIAL	B8ES	2411	BR8EIX	5044	.020"
		STARFIRE	B8ES	2411	BR8EIX	5044	.020"
		T.VICTOR	B8ES	2411	BR8EIX	5044	.020"
		THUNDERBOLT	B8ES	2411	BR8EIX	5044	.020"
BAC							
		ALL MODELS	B5HS	4210	---	---	.025"
BAJA							
	250	BV250	CR6HSA	2983	CR6HIX	7274	.028"
	250	PX250	C7HSA	4629	CR7HIX	7544	.028"
	250	X250	DR8EA ^	7162	DR8EIX	6681	.028"
	196	MB165 / HT65	BPR6ES ^	7131	BPR6EIX	6637	.032"
	150	SC150	CR7HS	7223	CR7HIX	7544	.028"
	125	DR125/150	DR8EA ^	7162	DR8EIX	6681	.028"
	125	SC125	C7HSA	4629	CR7HIX	7544	.028"
	97	DB30S	BM4A	5628	---	---	.028"
	90	DR90	CR7HS	7223	CR7HIX	7544	.028"
	70	DR70	CR7HS	7223	CR7HIX	7544	.028"
	50	DR50	CR7HS	7223	CR7HIX	7544	.028"
	50	RT50	CR7HS	7223	CR7HIX	7544	.028"
	50	SC50	CR7HS	7223	CR7HIX	7544	.028"
	50	SC50S	CR7HS	7223	CR7HIX	7544	.028"
	49	DR49	CR7HS	7223	CR7HIX	7544	.028"
BARETTA							
		1/2" REACH	B5HS	4210	---	---	.025"

Motorcycle

Denotes Original Equipment

^ Available in Blister Pack (see page 6)

Note: Due to different operating or engine conditions an alternate heat range plug maybe required.

MAKE/YR	ENGINE	MODEL NOTES	REGULAR PLUG	STK#	PREMIUM PLUG	STK#	GAP
BARETTA Cont'd							
		3/4" REACH	BP6ES	7333	BPR6EIX	6637	.025"
BATAVUS							
		ALL MODELS	B6HS	7534	BR6HIX	3419	.025"
BENELLI-MOTOBI							
	900	900 SEI	D8EA	2120	DR8EIX	6681	.020"
	750	750 SEI	D8EA	2120	DR8EIX	6681	.020"
	650	TORNADO 650	B6ES	7432	---	---	.020"
	500	500 QUATTRO	D8EA	2120	DR8EIX	6681	.020"
	500	500 SPORT	D8EA	2120	DR8EIX	6681	.020"
	500	LS504	D8EA	2120	DR8EIX	6681	.020"
	350	350 RS	D8EA	2120	DR8EIX	6681	.020"
	350	354 SPORT	D8EA	2120	DR8EIX	6681	.020"
	250	250 QUATTRO	B7HS	5110	BR7HIX	7067	.020"
	250	EL DIABLO	B8ES	2411	BR8EIX	5044	.020"
	250	PHANTOM	B8ES	2411	BR8EIX	5044	.020"
	250	SPRITE	B8ES	2411	BR8EIX	5044	.020"
	250	SUPER SPORT	B8ES	2411	BR8EIX	5044	.020"
	175	ENDURO	B7ES	1111	BR7EIX	6664	.020"
	125	125 2C	B7ES	1111	BR7EIX	6664	.020"
	125	125 C	B8ES	2411	BR8EIX	5044	.020"
	125	125 CROSS	B8ES	2411	BR8EIX	5044	.020"
	125	125 SE	B8ES	2411	BR8EIX	5044	.020"
	125	LEONCINA CROSS SPORT SPECIAL	B8ES	2411	BR8EIX	5044	.020"
	125	OLIMPIA	B8ES	2411	BR8EIX	5044	.020"
	125	PANTHER	B7ES	1111	BR7EIX	6664	.020"
	125	SPORT	B8ES	2411	BR8EIX	5044	.020"
	125	SV TURISMO	B8ES	2411	BR8EIX	5044	.020"
	100	TRIAL-TURISMO	B7ES	1111	BR7EIX	6664	.020"
	90	BANSHEE MINI ENDURO	B8ES	2411	BR8EIX	5044	.020"
	90	TRAIL	B8ES	2411	BR8EIX	5044	.020"
	90	TURISMO	B8ES	2411	BR8EIX	5044	.020"
	50	CITY BIKE	B7ES	1111	BR7EIX	6664	.020"
	50	CROSS	B5ES	6410	---	---	.020"
	50	EXPORT 3V	B8ES	2411	BR8EIX	5044	.020"
	50	EXPORT 3VK	B5ES	6410	---	---	.020"
	50	FIREBALL	B7ES	1111	BR7EIX	6664	.020"
	50	G2/ELLE/PEDALI	B5HS	4210	---	---	.020"
	50	GENTLEMAN	B5ES	6410	---	---	.020"
	50	MAGNUM 3V	B7ES	1111	BR7EIX	6664	.020"
	50	MAGNUM 5V	B5ES	6410	---	---	.020"
	50	MINI BIKE	B7ES	1111	BR7EIX	6664	.020"
	50	MINI CROSS	B7ES	1111	BR7EIX	6664	.020"
	50	MONACO	B7ES	1111	BR7EIX	6664	.020"
	50	MOTORELLA GL	B5ES	6410	---	---	.020"
	50	SPRINT	B7ES	1111	BR7EIX	6664	.020"
	50	TURISMO 50	B5ES	6410	---	---	.020"
BENNELLI							
		1/2" REACH	B6HS	7534	BR6HIX	3419	.025"
		3/4" REACH	BP6ES	7333	BPR6EIX	6637	.025"
BERMUDA BIKES							
		ALL MODELS	B5HS	4210	---	---	.025"
BETA							
	500	500 CR	---	---	BR10EIX	6801	.020"
	350	350 CR	---	---	BR10EIX	6801	.020"
	350	350 GS	---	---	BR10EIX	6801	.020"
2011-2008	350	ALP 4.0	CR9EK ^	4548	CR9EIX	3521	.032"



Denotes Original Equipment

^ Available in Blister Pack (see page 6)

Note: Due to different operating or engine conditions an alternate heat range plug maybe required.

MAKE/YR	ENGINE	MODEL NOTES	REGULAR PLUG	STK#	PREMIUM PLUG	STK#	GAP
BETA Cont'd							
2016-2015	300	CROSS TRAINER - XTRAINER	---	---	BPR7EIX	4055	.028"
2011	300	EVO 300-2T FACTORY	BR7ES	5122	BR7EIX	6664	.028"
2004-2000	270	REV3 TRIAL	BP7ES	1034	BPR7EIX	4055	.032"
	250	240 TRIALS	B6ES	7432	---	---	.020"
	250	250 AFRIKA	B8ES	2411	BR8EIX	5044	.020"
	250	250 CR	B7HS	5110	BR7HIX	7067	.020"
	250	250 GS	B7HS	5110	BR7HIX	7067	.020"
	250	250 RX	B8ES	2411	BR8EIX	5044	.020"
2004-2000	250	REV3 TRIAL	BP7ES	1034	BPR7EIX	4055	.032"
2007	250	RR 4T 250	DCPR8E ^	4339	DCPR8EIX	6546	.024"
	250	TR	B6ES	7432	---	---	.020"
	240	TR34 REPLICIA	B8ES	2411	BR8EIX	5044	.020"
2004-2001	200	ALP 200	DR8EA ^	7162	DR8EIX	6681	.032"
2011-2008	200	ALP 200	DR8EA ^	7162	DR8EIX	6681	.032"
2004-2000	200	REV3 TRIAL	BP7ES	1034	BPR7EIX	4055	.032"
2011-2008	200	URBAN 200	DR8EA ^	7162	DR8EIX	6681	.032"
	125	125 AFRIKA	B8ES	2411	BR8EIX	5044	.020"
	125	125 CUSTOM	B8ES	2411	BR8EIX	5044	.020"
	125	125 G6	B8HS	5510	BR8HIX	7001	.020"
	125	125 RCE	B6ES	7432	---	---	.020"
	125	125 RX	B8ES	2411	BR8EIX	5044	.020"
	125	125 SCRAMBLER	B8ES	2411	BR8EIX	5044	.020"
	125	125 SG	B7HS	5110	BR7HIX	7067	.020"
	125	125 T	B6ES	7432	---	---	.020"
	125	125 TRIAL	B6ES	7432	---	---	.020"
	125	126 E6	B7HS	5110	BR7HIX	7067	.020"
2011-2008	125	ALP 125	CR7HSA ^	4549	CR7HIX	7544	.032"
	125	CR	B8HS	5510	BR8HIX	7001	.020"
	125	ENDURO	B7HS	5110	BR7HIX	7067	.020"
	125	ENDURO 6V	B8HS	5510	BR8HIX	7001	.020"
	125	KR125	B8ES	2411	BR8EIX	5044	.020"
	125	RC	B8HS	5510	BR8HIX	7001	.020"
2004-2000	125	REV3 TRIAL	BP7ES	1034	BPR7EIX	4055	.032"
2011-2008	125	RR 125 4T	CR7HSA ^	4549	CR7HIX	7544	.032"
2011-2010	125	RR 125 MOTARD 4T LC	CR8E ^	1275	CR8EIX	4218	.024"
2011-2008	125	RR ENDURO 4T 125	CR7HSA ^	4549	CR7HIX	7544	.032"
2011-2010	125	RR ENDURO 4T 125 LC	CR8E ^	1275	CR8EIX	4218	.024"
	125	SC	B8HS	5510	BR8HIX	7001	.020"
	125	TR125	B6ES	7432	---	---	.020"
	125	TR33	B6ES	7432	---	---	.020"
2011-2008	125	URBAN 125	CR7HSA ^	4549	CR7HIX	7544	.032"
	110	CROSS	B7ES	1111	BR7EIX	6664	.020"
	110	TVCROSS ITALIA	B7ES	1111	BR7EIX	6664	.020"
2009-2008	80	EVO80	BR8ES ^	5422	BR8EIX	5044	.032"
2008	80	REV 80	B9ES	2611	BR9EIX	3981	.020"
2004-2003	80	REV 80	B9ES	2611	BR9EIX	3981	.020"
2011-2008	50	ARK AC	BR7HS ^	4122	BR7HIX	7067	.020"
2011-2008	50	ARK LC	BR8HS ^	4322	BR8HIX	7001	.020"
2011-2008	50	ARK X TYPE	BR7HS ^	4122	BR7HIX	7067	.020"
	50	BOY CROSS	B6HS	7534	BR6HIX	3419	.020"
	50	BOY SPECIAL	B6HS	7534	BR6HIX	3419	.020"
	50	CROSS SPECIAL	B7HS	5110	BR7HIX	7067	.020"
	50	GAZZELLA 3V	B6HS	7534	BR6HIX	3419	.020"
	50	HOBBY HOLY	B6HS	7534	BR6HIX	3419	.020"
2004-2000	50	MINI CROSS	B7HS	5110	BR7HIX	7067	.020"
2004-2000	50	MINI TRIAL	B7HS	5110	BR7HIX	7067	.020"

Motorcycle

Denotes Original Equipment

^ Available in Blister Pack (see page 6)

Note: Due to different operating or engine conditions an alternate heat range plug maybe required.

MAKE/YR	ENGINE	MODEL NOTES	REGULAR PLUG	STK#	PREMIUM PLUG	STK#	GAP
BETA Cont'd							
	50	MX	B7HS	5110	BR7HIX	7067	.020"
2004-2002	50	REV50	B9ES	2611	BR9EIX	3981	.020"
2008	50	REV50	BR8ES ^	5422	BR8EIX	5044	.032"
2012-2008	50	RR 50 MOTARD	BR9ES ^	5722	BR9EIX	3981	.024"
2012-2008	50	RR ENDURO 50	BR9ES ^	5722	BR9EIX	3981	.024"
2003-2001	50	RR50 ENDURO/SUPERMOTO	B9ES	2611	BR9EIX	3981	.020"
2004	50	RR50 ENDURO/SUPERMOTO	B7HS	5110	BR7HIX	7067	.020"
	50	SL5	B6HS	7534	BR6HIX	3419	.020"
	50	TR5	B7HS	5110	BR7HIX	7067	.020"
	50	TR6	B7HS	5110	BR7HIX	7067	.020"
	50	TRIAL 5V	B7HS	5110	BR7HIX	7067	.020"
	50	TRIAL CROSS	B7HS	5110	BR7HIX	7067	.020"
BIG DOG							
	1918	ALL MODELS - S&S ENGINE 117 CU IN	DCPR7E	3932	DCPR7EIX	6046	.040"
2010	1917	ALL MODELS	DCPR7E	3932	DCPR7EIX	6046	.040"
2009	1916	ALL MODELS	DCPR7E	3932	DCPR7EIX	6046	.040"
	1750	ALL MODELS - S&S ENGINE 107 CU IN	BPR5ES-11	7634	BPR5EIX-11	2115	.040"
	1750	ALL MODELS - TOTAL PERFORMANCE ENG.	DCPR7E	3932	DCPR7EIX	6046	.040"
	1507	ALL MODELS	BPR5ES-11	7634	BPR5EIX-11	2115	.040"
	1440	ALL MODELS - 88 CU IN	BPR5ES-11	7634	BPR5EIX-11	2115	.040"
	1310	ALL MODELS	BPR5ES-11	7634	BPR5EIX-11	2115	.040"
BIKE MACHINE							
		ALL MODELS	BM6A	5921	---	---	.025"
BIMOTA							
	1200	YB-5	DPR8EA-9 ^	4929	DPR8EIX-9	2202	.036"
	1150	SB5	DPR9EA-9	5329	DPR9EIX-9	5545	.036"
	1100	HB3	BP8ES	2912	BPR8EIX	6684	.028"
	1000	YB-6 EXUP	DR8EA ^	7162	DR8EIX	6681	.028"
	900	DB2	DPR8EA-9 ^	4929	DPR8EIX-9	2202	.036"
	850	TESI 1	---	---	DR9EIX	4772	.024"
	750	DB1 750	BP7HS	5111	BPR7HIX	5944	.024"
	750	YB-4	DR8EA ^	7162	DR8EIX	6681	.028"
	600	YB-9 BELLARIA	CR9E	6263	CR9EIX	3521	.028"
BI-MOTOR							
		ALL MODELS	B5HS	4210	---	---	.025"
BLANEY							
2004-2002		MX-1	B7HS	5110	BR7HIX	7067	.020"
2004-2002		MX-2	B7HS	5110	BR7HIX	7067	.020"
BMW							
2016-2011	1650	K1600GT - K48 PROD. CODE 0601, 0611	---	---	LMAR8AI-8	92288	.032"
2016-2010	1650	K1600GTL - K48 PROD. CODE 0602, 0612	---	---	LMAR8AI-8	92288	.032"
2016-2013	1650	K1600GTL EXCLUSIVE - K48 PROD. CODE 0603, 0613	---	---	LMAR8AI-8	92288	.032"
2010-2007	1300	K1300GT - K44 PROD. CODE 0538, 0539	---	---	KR9CI	7795	.032"
2012-2007	1300	K1300R - K43 PROD. CODE 0518, 0519	---	---	KR9CI	7795	.032"
2015-2007	1300	K1300S - K40 PROD. CODE 0508, 0509	---	---	KR9CI	7795	.032"
2004-2002	1200	K1200GT - K41 PROD. CODE 0548, 0558	DCPR7E	3932	DCPR7EIX	6046	.032"
2008-2005	1200	K1200GT - K44 PROD. CODE 0587, 0597	---	---	KR9CI	7795	.032"
2004-1999	1200	K1200LT - K589 PROD. CODE 0545, 0555	DCPR7E	3932	DCPR7EIX	6046	.032"
2009-2003	1200	K1200LT/M - K589 PROD. CODE 0549, 0559	DCPR7E	3932	DCPR7EIX	6046	.036"
2002-1999	1200	K1200LTC	DCPR7E	3932	DCPR7EIX	6046	.036"
2001-1999	1200	K1200LTI ICON	DCPR7E	3932	DCPR7EIX	6046	.036"
2000-1999	1200	K1200LTS	DCPR7E	3932	DCPR7EIX	6046	.036"
2008-2004	1200	K1200R	---	---	KR9CI	7795	.032"
2000-1997	1200	K1200RS - K589 PROD. CODE 0544, 0554	DCPR7E	3932	DCPR7EIX	6046	.036"
2016-2014	1200	K1200RS	LMAR8D-J #	93444	---	---	.032"



Denotes Original Equipment
 ^ Available in Blister Pack (see page 6)

Note: Due to different operating or engine conditions an alternate heat range plug maybe required.

MAKE/YR	ENGINE	MODEL NOTES	REGULAR PLUG	STK#	PREMIUM PLUG	STK#	GAP
BMW Cont'd							
2008-2003	1200	K1200S - K41 PROD. CODE 0581, 0591	---	---	KR9CI	7795	.032"
2005-2003	1200	R1200 MONTAUK - 12 MM	---	---	DCPR8EKP	7415	.028"
2005-2003	1200	R1200 MONTAUK - 14 MM	BKR7EKC-N	2095	---	---	.032"
2003-1996	1200	R1200C	BKR7EKC-N	2095	---	---	.032"
2003-2000	1200	R1200C AVANTGARDE	BKR7EKC-N	2095	---	---	.032"
2002-1996	1200	R1200C CLASSIC	BKR7EKC-N	2095	---	---	.032"
2005-2004	1200	R1200C CLASSIC - 12 MM	---	---	DCPR8EKP	7415	.028"
2005-2004	1200	R1200C CLASSIC - 14 MM	BKR7EKC-N	2095	---	---	.032"
2002-1998	1200	R1200C EURO	BKR7EKC-N	2095	---	---	.032"
2003-2001	1200	R1200C I	BKR7EKC-N	2095	---	---	.032"
2004	1200	R1200C I/M - 12 MM	---	---	DCPR8EKP	7415	.028"
2004	1200	R1200C I/M - 14 MM	BKR7EKC-N	2095	---	---	.032"
2003-2000	1200	R1200C INDEPENDENT	BKR7EKC-N	2095	---	---	.032"
2004	1200	R1200C INDEPENDENT - 12 MM	---	---	DCPR8EKP	7415	.028"
2004	1200	R1200C INDEPENDENT - 14 MM	BKR7EKC-N	2095	---	---	.032"
2003-2000	1200	R1200C MONTANA	BKR7EKC-N	2095	---	---	.032"
2002-2000	1200	R1200C PHOENIX	BKR7EKC-N	2095	---	---	.032"
2001	1200	R1200C STILETTO	BKR7EKC-N	2095	---	---	.032"
2004-2003	1200	R1200C/M - 12 MM	---	---	DCPR8EKP	7415	.028"
2004-2003	1200	R1200C/M - 14 MM	BKR7EKC-N	2095	---	---	.032"
2003-2002	1200	R1200CL	BKR7EKC-N	2095	---	---	.032"
2006-2003	1200	R1200CL - 12 MM (FROM 09/2003)	---	---	DCPR8EKP	7415	.028"
2006-2003	1200	R1200CL - 14 MM (FROM 09/2003)	BKR7EKC-N	2095	---	---	.032"
2008-2003	1200	R1200GS - K25 PROD. CODE 0307, 0317	---	---	DCPR8EKP	7415	.028"
2009-2006	1200	R1200GS - K25 PROD. CODE 0303, 0313	---	---	DCPR8EKP	7415	.028"
2012-2008	1200	R1200GS - K25 PROD. CODE 0450, 0460	MAR8B-JDS	8765	---	---	.032"
2016-2012	1200	R1200GS - K50 PROD. CODE 0A01, 0A11	LMAR8D-J #	93444	---	---	.032"
2009-2006	1200	R1200GS ADVENTURE - K25 PROD. CODE 0380, 0390	---	---	DCPR8EKP	7415	.028"
2008-2005	1200	R1200GS ADVENTURE - K25 PROD. CODE 0382, 0397	---	---	DCPR8EKP	7415	.028"
2009	1200	R1200GS ADVENTURE - K25 PROD. CODE 0470, 0480	MAR8B-JDS	8765	---	---	.032"
2016-2012	1200	R1200GS ADVENTURE - K51 PROD. CODE 0A02, 0A12	LMAR8D-J #	93444	---	---	.032"
2003-2000	1200	R1200I	BKR7EKC-N	2095	---	---	.032"
2010-2006	1200	R1200R - K27 PROD. MODEL 0378, 0398	DCPR8EKC #	7168	DCPR8EKP	7415	.028"
2014-2010	1200	R1200R - K27 PROD. MODEL 0400, 0490	MAR8B-JDS #	8765	---	---	.032"
2016-2013	1200	R1200R - K53 PROD. CODE 0A04, 0A14	LMAR8D-J #	93444	---	---	.032"
2009-2003	1200	R1200RT - K26 PROD. MODEL 0368, 0388	DCPR8EKC #	7168	DCPR8EKP	7415	.028"
2014-2010	1200	R1200RT - K26 PROD. MODEL 0430, 0440	MAR8B-JDS #	8765	---	---	.032"
2016-2013	1200	R1200RT - K52 PROD. CODE 0A03, 0A13	LMAR8D-J #	93444	---	---	.032"
2006-2005	1200	R1200S	---	---	DCPR8EKP	7415	.028"
2007-2003	1200	R1200ST	---	---	DCPR8EKP	7415	.028"
2016-2013	1200	RNINET - K21 PROD. CODE 0A06, 0A16	MAR8B-JDS #	8765	---	---	.032"
2016-2015	1200	RNINET SCRAMBLER - K21 PROD. CODE 0J31, 0J33	MAR8B-JDS #	8765	---	---	.032"
2012-2008	1171	S1000RR	LMAR9D-J #	1633	---	---	.028"
2007-2005	1170	HP2 ENDURO	DCPR8EKC #	7168	DCPR8EKP	7415	.036"
2009-2007	1170	HP2 MEGAMOTO	DCPR8EKC #	7168	DCPR8EKP	7415	.036"
2010-2007	1170	HP2 SPORT	MAR9A-J #	6869	---	---	.032"
2002-1998	1150	R1150GS	BKR7EKC-N	2095	---	---	.032"
2003-2002	1150	R1150GS - 12 MM (FROM 12/2002)	---	---	DCPR8EKP	7415	.028"
2003-2002	1150	R1150GS - 14 MM (FROM 12/2002)	BKR7EKC-N	2095	---	---	.032"
2005-2003	1150	R1150GS ADVENTURE - 12 MM	---	---	DCPR8EKP	7415	.028"
2005-2003	1150	R1150GS ADVENTURE - 14 MM	BKR7EKC-N	2095	---	---	.032"
2002-2000	1150	R1150R	BKR7EKC-N	2095	---	---	.032"

Motorcycle

Denotes Original Equipment

^ Available in Blister Pack (see page 6)

Note: Due to different operating or engine conditions an alternate heat range plug maybe required.

MAKE/YR	ENGINE	MODEL NOTES	REGULAR PLUG	STK#	PREMIUM PLUG	STK#	GAP
BMW Cont'd							
2006-2002	1150	R1150R - 12 MM (FROM 12/2002)	---	---	DCPR8EKP	7415	.028"
2006-2002	1150	R1150R - 14 MM (FROM 12/2002)	BKR7EKC-N	2095	---	---	.032"
2005-2002	1150	R1150R ROCKSTER - 12 MM (FROM 12/2002)	---	---	DCPR8EKP	7415	.028"
2005-2002	1150	R1150R ROCKSTER - 14 MM (FROM 12/2002)	BKR7EKC-N	2095	---	---	.032"
2002-2001	1150	R1150RS	BKR7EKC-N	2095	---	---	.032"
2004-2003	1150	R1150RS - 12 MM (FROM 12/2002)	---	---	DCPR8EKP	7415	.028"
2004-2003	1150	R1150RS - 14 MM (FROM 12/2002)	BKR7EKC-N	2095	---	---	.032"
2002-2001	1150	R1150RT	BKR7EKC-N	2095	---	---	.032"
2005-2003	1150	R1150RT - 12 MM	---	---	DCPR8EKP	7415	.028"
2005-2003	1150	R1150RT - 14 MM	BKR7EKC-N	2095	---	---	.032"
1998-1992	1100	K1100LT	DR7EA	7839	DR7EIX	5686	.024"
1997-1993	1100	K1100RS	DR7EA	7839	DR7EIX	5686	.024"
2006-2005	1100	R1100GS	BKR7EKC-N	2095	---	---	.032"
1999-1996	1100	R1100GS	BKR7EKC-N	2095	---	---	.032"
1995-1993	1100	R1100GS	BCPR7ET	5509	---	---	.032"
2003-1993	1100	R1100R	BKR7EKC-N	2095	---	---	.032"
2002-1994	1100	R1100RS	BKR7EKC-N	2095	---	---	.032"
1996-1994	1100	R1100RSL	BKR7EKC-N	2095	---	---	.032"
2001-1994	1100	R1100RT	BKR7EKC-N	2095	---	---	.032"
2002-1998	1100	R1100S	BKR7EKC-N	2095	---	---	.032"
2004-2003	1100	R1100S - FROM 12/02 PRODUCTION	BKR7EKC-N	2095	---	---	.032"
2014-2011	1000	HP4	LMAR9D-J #	1633	---	---	.032"
	1000	K100	D8EA	2120	DR8EIX	6681	.020"
	1000	K100 K1	DR8EA ^	7162	DR8EIX	6681	.020"
1992-1986	1000	K100 LT	D7EA	7912	DR7EIX	5686	.024"
1989-1984	1000	K100 RS	D7EA	7912	DR7EIX	5686	.024"
1992-1990	1000	K100 RS	DR7EA	7839	DR7EIX	5686	.024"
	1000	K100 RS	D8EA	2120	DR8EIX	6681	.020"
	1000	K100 RT	D8EA	2120	DR8EIX	6681	.020"
	1000	R100	BP6ES	7333	BPR6EIX	6637	.028"
	1000	R100/7	BP6ES	7333	BPR6EIX	6637	.028"
1994	1000	R1000RT	BP6ES	7333	BPR6EIX	6637	.024"
	1000	R100CS	BP6ES	7333	BPR6EIX	6637	.028"
1995-1987	1000	R100GS	BP6ES	7333	BPR6EIX	6637	.024"
1995-1994	1000	R100GS/PD	BP6ES	7333	BPR6EIX	6637	.024"
1995-1994	1000	R100MYS	BP6ES	7333	BPR6EIX	6637	.024"
1995-1991	1000	R100R	BP6ES	7333	BPR6EIX	6637	.024"
1984-1976	1000	R100RS	BP7ES	1034	BPR7EIX	4055	.028"
1993-1987	1000	R100RS	BP6ES	7333	BPR6EIX	6637	.024"
1995	1000	R100RS	BCPR7ET	5509	---	---	.032"
1995-1987	1000	R100RT	BP6ES	7333	BPR6EIX	6637	.028"
1986-1978	1000	R100RT	BP7ES	1034	BPR7EIX	4055	.028"
1980-1976	1000	R100S	BP7ES	1034	BPR7EIX	4055	.028"
1984-1981	1000	R100T	BP6ES	7333	BPR6EIX	6637	.024"
1980-1976	1000	R100T	BP7ES	1034	BPR7EIX	4055	.028"
2016-2013	1000	S1000R	LMAR9D-J #	1633	---	---	.032"
2016-2013	1000	S1000RR	LMAR9D-J #	1633	---	---	.032"
2016-2014	1000	S1000XR	LMAR9D-J #	1633	---	---	.032"
	900	R90/6	BP6ES	7333	BPR6EIX	6637	.028"
2009-2005	900	R900RT - K26 PROD. MODEL 0367, 0387	DCPR8EKC #	7168	DCPR8EKP	7415	.028"
2010-2009	900	R900RT - K26 PROD. MODEL 0330, 0340	MAR8B-JDS #	8765	---	---	.032"
	900	R90S	BP6ES	7333	BPR6EIX	6637	.028"
2003-1996	850	850C	BKR7EKC-N	2095	---	---	.032"
2001-1995	850	R850R	BKR7EKC-N	2095	---	---	.032"
2016-2011	800	F700GS	DCPR8E SLD #	4179	DCPR8EIX	6546	.036"
2016-2007	800	F800GS	DCPR8E SLD #	4179	DCPR8EIX	6546	.036"



Denotes Original Equipment
 ^ Available in Blister Pack (see page 6)

Note: Due to different operating or engine conditions an alternate heat range plug maybe required.

MAKE/YR	ENGINE	MODEL NOTES	REGULAR PLUG	STK#	PREMIUM PLUG	STK#	GAP
BMW Cont'd							
2016-2012	800	F800GS ADVENTURE	DCPR8E SLD #	4179	DCPR8EIX	6546	.036"
2016-2011	800	F800GT	DCPR8E SLD #	4179	DCPR8EIX	6546	.036"
2016-2006	800	F800R	DCPR8E SLD #	4179	DCPR8EIX	6546	.036"
2009-2005	800	F800S	DCPR8E SLD #	4179	DCPR8EIX	6546	.036"
2012-2005	800	F800ST	DCPR8E SLD #	4179	DCPR8EIX	6546	.036"
1995-1976	800	R80	BP6ES	7333	BPR6EIX	6637	.028"
1994-1980	800	R80GS	BP6ES	7333	BPR6EIX	6637	.028"
1994-1992	800	R80R	BP6ES	7333	BPR6EIX	6637	.028"
1980	800	R80R	BP6ES	7333	BPR6EIX	6637	.028"
1995-1982	800	R80RT	BP6ES	7333	BPR6EIX	6637	.028"
1995-1982	800	R80ST	BP6ES	7333	BPR6EIX	6637	.028"
1995-1994	750	K75	D7EA	7912	DR7EIX	5686	.024"
	750	K75	D8EA	2120	DR8EIX	6681	.020"
1995-1990	750	K75/2	D7EA	7912	DR7EIX	5686	.024"
1990-1985	750	K75C	D7EA	7912	DR7EIX	5686	.024"
1995-1989	750	K75RT	D7EA	7912	DR7EIX	5686	.024"
1995-1986	750	K75S	D7EA	7912	DR7EIX	5686	.024"
1987-1986	750	K75T	D7EA	7912	DR7EIX	5686	.024"
	750	R75/5	BP6ES	7333	BPR6EIX	6637	.028"
	750	R75/6	BP6ES	7333	BPR6EIX	6637	.028"
	750	R75/7	BP6ES	7333	BPR6EIX	6637	.028"
2016-2011	650	C600 SPORT	LMAR8D-J #	93444	---	---	.032"
2016-2011	650	C650 GT	LMAR8D-J #	93444	---	---	.032"
2000-1997	650	F650 - PROD. CODE 0166	D8EA #	2120	DR8EIX	6681	.032"
2003-2000	650	F650 DAKAR	D8EA #	2120	DR8EIX	6681	.032"
2006-2003	650	F650 DAKAR/M	DR8EB #	4855	---	---	.028"
2005-2001	650	F650CS/M	DR8EB #	4855	---	---	.032"
2004-1999	650	F650GS - PROD. CODE 0172, 0182	D8EA #	2120	DR8EIX	6681	.032"
2012-2007	650	F650GS - PROD. CODE 0218, 0228	DCPR8E # ^	4339	DCPR8EIX	6546	.028"
2004-2000	650	F650GS DAKAR - PROD. CODE 0173, 0183	D8EA #	2120	DR8EIX	6681	.032"
2006-2005	650	F650GS DAKAR - PROD. CODE 0176, 0186	DR8EB #	4855	---	---	.032"
2007-2003	650	F650GS/M - PROD. CODE 0175, 0185	DR8EB #	4855	---	---	.028"
1997-1996	650	F650ST	D8EA #	2120	DR8EIX	6681	.032"
2008-2007	650	G650 XCHALLENGE	DR8EB #	4855	---	---	.028"
2008-2007	650	G650 XCOUNTRY	DR8EB #	4855	---	---	.028"
2008-2007	650	G650 XMOTO	DR8EB #	4855	---	---	.028"
2014-2008	650	G650GS	DR8EB #	4855	---	---	.028"
	650	R65	BP7ES	1034	BPR7EIX	4055	.020"
	650	R65LS	BP7ES	1034	BPR7EIX	4055	.020"
	600	R60 - 1/2" REACH	B8HS	5510	BR8HIX	7001	.020"
	600	R60 - 3/4" REACH	B8ES	2411	BR8EIX	5044	.020"
	600	R60/2	B8ES	2411	BR8EIX	5044	.020"
	600	R60/5	BP7ES	1034	BPR7EIX	4055	.020"
	600	R60/6	BP7ES	1034	BPR7EIX	4055	.020"
	600	R60/7	BP7ES	1034	BPR7EIX	4055	.020"
	600	R69 - 1/2" REACH	B8HS	5510	BR8HIX	7001	.020"
	600	R69 - 3/4" REACH	B8ES	2411	BR8EIX	5044	.020"
	500	R50 - 1/2" REACH	B8HS	5510	BR8HIX	7001	.020"
	500	R50 - 3/4" REACH	B8ES	2411	BR8EIX	5044	.020"
	500	R50/5	BP7ES	1034	BPR7EIX	4055	.020"
1985-1978	475	R45	BP7ES	1034	BPR7EIX	4055	.020"
2010-2007	449	G450X	CR9EKB #	2305	---	---	.032"
	250	R26 - 1/2" REACH	B8HS	5510	BR8HIX	7001	.020"
	250	R26 - 3/4" REACH	B8ES	2411	BR8EIX	5044	.020"
	250	R27 - 1/2" REACH	B8HS	5510	BR8HIX	7001	.020"
	250	R27 - 3/4" REACH	B8ES	2411	BR8EIX	5044	.020"

Motorcycle

Denotes Original Equipment

^ Available in Blister Pack (see page 6)

Note: Due to different operating or engine conditions an alternate heat range plug maybe required.

MAKE/YR	ENGINE	MODEL NOTES	REGULAR PLUG	STK#	PREMIUM PLUG	STK#	GAP
BRISTER							
	5.0 HP	MX-1 - OHV TECUMSEH	BR6ES	4922	---	---	.024"
	3.5 HP	KIDZ BIKE - TECUMSEH	BR6ES	4922	---	---	.024"
BUELL							
2003-1997	1200	CYCLONE M2	DCPR8E SLD	4179	DCPR8EIX	6546	.040"
2010-2005	1200	FIREBOLT XB12R	DCPR8E SLD	4179	DCPR8EIX	6546	.036"
1998-1996	1200	LIGHTNING S1	DCPR8E SLD	4179	DCPR8EIX	6546	.040"
2005-1999	1200	LIGHTNING X1	DCPR8E SLD	4179	DCPR8EIX	6546	.040"
2010-2009	1200	LIGHTNING XB12S	DCPR8E SLD	4179	DCPR8EIX	6546	.036"
1994-1989	1200	RSS1200 RS, RR	DCPR7E	3932	DCPR7EIX	6046	.040"
1996-1995	1200	THUNDERBOLT S2	DCPR7E	3932	DCPR7EIX	6046	.040"
2003-1997	1200	THUNDERBOLT S3	DCPR8E SLD	4179	DCPR8EIX	6546	.040"
2003-1997	1200	THUNDERBOLT TOURING S3T	DCPR8E SLD	4179	DCPR8EIX	6546	.040"
2010-2006	1200	ULYSSES XB12X, XB12XP, XB12XT	DCPR8E SLD	4179	DCPR8EIX	6546	.036"
1998	1200	WHITE LIGHTNING S1	DCPR7E	3932	DCPR7EIX	6046	.040"
2003-2002	1200	WHITE LIGHTNING X1W	DCPR7E	3932	DCPR7EIX	6046	.040"
2008-2005	1200	XB12S	DCPR8E SLD	4179	DCPR8EIX	6546	.036"
2010-2008	1125	1125CR, R	CR9EKB #	2305	---	---	.032"
2007-2002	1000	FIREBOLT XB9R	DCPR8E SLD	4179	DCPR8EIX	6546	.036"
2005-2003	1000	LIGHTNING XB9R	DCPR7E	3932	DCPR7EIX	6046	.040"
2010-2005	1000	LIGHTNING XB9SX	DCPR8E SLD	4179	DCPR8EIX	6546	.036"
1988-1987	1000	RR1000	DCPR7E	3932	DCPR7EIX	6046	.040"
2010-2001	500	BLAST	DCPR8E SLD	4179	DCPR8EIX	6546	.040"
BULTACO							
	370	FRONTERA	B8ES	2411	BR8EIX	5044	.020"
	370	PURSANG - FRONT PLUG	B10ES	7928	BR10EIX	6801	.020"
	370	PURSANG - REAR PLUG	B8ES	2411	BR8EIX	5044	.020"
	360	ASTRO - FRONT PLUG	B10ES	7928	BR10EIX	6801	.016"
	360	ASTRO - REAR PLUG	B8ES	2411	BR8EIX	5044	.020"
	360	BANDITO - FRONT PLUG	B10ES	7928	BR10EIX	6801	.016"
	360	BANDITO - REAR PLUG	B8ES	2411	BR8EIX	5044	.020"
	360	BANDITO - SINGLE PLUG	B9ES	2611	BR9EIX	3981	.020"
	360	EL MONTADERO - FRONT PLUG	B9ES	2611	BR9EIX	3981	.016"
	360	EL MONTADERO - REAR PLUG	B8ES	2411	BR8EIX	5044	.016"
	360	EL MONTADERO - SINGLE PLUG	B8ES	2411	BR8EIX	5044	.020"
	360	PURSANG - FRONT PLUG	B10ES	7928	BR10EIX	6801	.016"
	360	PURSANG - REAR PLUG	B8ES	2411	BR8EIX	5044	.020"
	350	ALPINA 116	B8ES	2411	BR8EIX	5044	.020"
	350	ALPINA 138	B8ES	2411	BR8EIX	5044	.020"
	350	ALPINA 166	BP5ES	7832	BPR5EIX	6597	.020"
	350	ALPINA 188	BP5ES	7832	BPR5EIX	6597	.020"
	350	ALPINA 99	B8ES	2411	BR8EIX	5044	.020"
	350	ASTRO - FRONT PLUG	B10ES	7928	BR10EIX	6801	.016"
	350	ASTRO - REAR PLUG	B8ES	2411	BR8EIX	5044	.016"
	350	MATADOR	BP5ES	7832	BPR5EIX	6597	.020"
	350	PURSANG - FRONT PLUG	B10ES	7928	BR10EIX	6801	.016"
	350	PURSANG - REAR PLUG	B8ES	2411	BR8EIX	5044	.016"
	350	SHERPA T	BP5ES	7832	BPR5EIX	6597	.020"
	250	ALPINA	BP5ES	7832	BPR5EIX	6597	.020"
	250	ASTRO - FRONT PLUG	B10ES	7928	BR10EIX	6801	.016"
	250	ASTRO - REAR PLUG	B8ES	2411	BR8EIX	5044	.016"
	250	ASTRO - SINGLE PLUG	B9ES	2611	BR9EIX	3981	.016"
	250	FRONTERA	B8ES	2411	BR8EIX	5044	.020"
	250	MATADOR	B8ES	2411	BR8EIX	5044	.020"
	250	PURSANG - FRONT PLUG	B10ES	7928	BR10EIX	6801	.016"
	250	PURSANG - REAR PLUG	B8ES	2411	BR8EIX	5044	.016"
	250	PURSANG - SINGLE PLUG	B9ES	2611	BR9EIX	3981	.016"



Denotes Original Equipment

^ Available in Blister Pack (see page 6)

Note: Due to different operating or engine conditions an alternate heat range plug maybe required.

MAKE/YR	ENGINE	MODEL NOTES	REGULAR PLUG	STK#	PREMIUM PLUG	STK#	GAP
BULTACO Cont'd							
	250	SHERPA T	BP5ES	7832	BPR5EIX	6597	.020"
	200	MATADOR	B8ES	2411	BR8EIX	5044	.020"
	200	PURSANG	B10ES	7928	BR10EIX	6801	.016"
	200	SHERPA S	B10ES	7928	BR10EIX	6801	.016"
	175	ALPINA	B8ES	2411	BR8EIX	5044	.020"
	175	LOBITO	B8ES	2411	BR8EIX	5044	.020"
	175	PURSANG	B10ES	7928	BR10EIX	6801	.016"
	175	SHERPA S	B10ES	7928	BR10EIX	6801	.016"
	125	ALPINA	B8ES	2411	BR8EIX	5044	.020"
	125	LOBITO	B10ES	7928	BR10EIX	6801	.016"
	125	LOBITO MK III	B8ES	2411	BR8EIX	5044	.020"
	125	PURSANG	B10ES	7928	BR10EIX	6801	.016"
	125	SHERPA S	B10ES	7928	BR10EIX	6801	.016"
	125	SHERPA T	B6HS	7534	BR6HIX	3419	.016"
	100	LOBITO	B10HS	2399	BR10HIX	6692	.016"
	100	SHERPA S	B9HS	5810	BR9HIX	5687	.016"
	100	TIRON	B6HS	7534	BR6HIX	3419	.016"
CAGIVA							
	900	ELEFANT 900	DPR8EA-9 ^	4929	DPR8EIX-9	2202	.036"
	900	GRAN CANYON	DCPR8E ^	4339	DCPR8EIX	6546	.024"
	750	ELEFANT 750	DPR9EA-9	5329	DPR9EIX-9	5545	.036"
	650	ALAZZURRA 650	BP7HS	5111	BPR7HIX	5944	.020"
	650	ALAZZURRA 650 SS	BP7HS	5111	BPR7HIX	5944	.020"
	650	DUCATI F1	BP7HS	5111	BPR7HIX	5944	.020"
	650	ELEFANT 650	BP7HS	5111	BPR7HIX	5944	.020"
	500	500 WMX	BP6ES	7333	BPR6EIX	6637	.020"
	350	ALAROSSA 350	B8ES	2411	BR8EIX	5044	.020"
	250	250 MX	B9ES	2611	BR9EIX	3981	.020"
	250	250 SS	B8ES	2411	BR8EIX	5044	.020"
	250	250 SX	B8ES	2411	BR8EIX	5044	.020"
1989	250	250 WMX	---	---	BR10EIX	6801	.020"
	250	250 WMX	BP8ES	2912	BPR8EIX	6684	.020"
	250	250 WRX	BP8ES	2912	BPR8EIX	6684	.020"
	175	175 SS	B9ES	2611	BR9EIX	3981	.020"
	175	175 SX	B9ES	2611	BR9EIX	3981	.020"
	125	125 SS	B8ES	2411	BR8EIX	5044	.020"
	125	125 ST	B8ES	2411	BR8EIX	5044	.020"
	125	125 WMX	B10EGV	5927	---	---	.020"
2003-2001	125	MITO 125	BR8EG	3130	BR8EIX	5044	.024"
1997-1994	125	ROADSTER	B9ES	2611	BR9EIX	3981	.032"
1997-1994	50	CITY	BPR8HS	3725	BPR8HIX	6742	.024"
CALIFFO							
		ALL MODELS	B6HS	7534	BR6HIX	3419	.025"
CAN-AM							
2016-2015	1330	SPYDER F3	---	---	MR7BI-8 #	90982	.032"
2016-2014	1330	SPYDER RT	---	---	MR7BI-8 #	90982	.032"
2015-2014	1330	SPYDER RTS	---	---	MR7BI-8 #	90982	.032"
2010-2008	990	SPYDER	DCPR9E #	2641	DCPR9EIX	2316	.036"
2014-2013	990	SPYDER - SE5/SM5 TRANSMISSION	---	---	KR8AI	5477	.032"
2014	990	SPYDER - SE6/SM6 TRANSMISSION	---	---	MR7BI-8 #	90982	.032"
2012	990	SPYDER RS - SE5/SM5 TRANSMISSION	DCPR9E #	2641	DCPR9EIX	2316	.036"
2011-2010	990	SPYDER RS ROADSTER SE5/SM5	---	---	KR8AI	5477	.032"
2010	990	SPYDER RS ROADSTER SE5/SM5 - LATE PRODUCTION	DCPR9E #	2641	DCPR9EIX	2316	.036"
2012	990	SPYDER RT - SE5/SM5 TRANSMISSION	---	---	KR8AI	5477	.032"
2012-2011	990	SPYDER RT LTD	---	---	KR8AI	5477	.032"

Motorcycle

Denotes Original Equipment

^ Available in Blister Pack (see page 6)

Note: Due to different operating or engine conditions an alternate heat range plug maybe required.

MAKE/YR	ENGINE	MODEL NOTES	REGULAR PLUG	STK#	PREMIUM PLUG	STK#	GAP
CAN-AM Cont'd							
2011-2010	990	SPYDER RT ROADSTER SE5/SM5	---	---	KR8AI	5477	.032"
2010	990	SPYDER RTS ROADSTER SE5/SM5	---	---	KR8AI	5477	.032"
1985-1984	560	560 SONIC MX	D8EA	2120	DR8EIX	6681	.020"
1987-1983	500	500 ASE	B9ES	2611	BR9EIX	3981	.020"
1987-1983	500	500 MX	B9ES	2611	BR9EIX	3981	.020"
	500	500 SONIC	D8EA	2120	DR8EIX	6681	.020"
	500	SONIC MX	D8EA	2120	DR8EIX	6681	.020"
	400	MX400	B9ES	2611	BR9EIX	3981	.020"
	400	MX6	B9ES	2611	BR9EIX	3981	.020"
	400	QUALIFIER	B9ES	2611	BR9EIX	3981	.020"
	370	MX-4	B9ES	2611	BR9EIX	3981	.020"
	370	MX-5	B9ES	2611	BR9EIX	3981	.020"
	370	QUALIFIER	B9ES	2611	BR9EIX	3981	.020"
1981	350	350 QUALIFIER III	B9ES	2611	BR9EIX	3981	.020"
1985	350	350 TRIALS	B9ES	2611	BR9EIX	3981	.020"
1983	310	TRIALS	BP5ES	7832	BPR5EIX	6597	.020"
1981-1980	280	QUALIFIER	B9ES	2611	BR9EIX	3981	.020"
1987-1983	250	250 ASE	B9ES	2611	BR9EIX	3981	.020"
1987-1983	250	250 ASE - L/C	B9ES	2611	BR9EIX	3981	.020"
1987-1983	250	250 M - L/C	B9ES	2611	BR9EIX	3981	.020"
1985-1983	250	250 ROADRACER	B10ES	7928	BR10EIX	6801	.020"
To 1982	250	GP	B9ES	2611	BR9EIX	3981	.020"
To 1982	250	MX	B9ES	2611	BR9EIX	3981	.020"
To 1982	250	QUALIFIER	B9ES	2611	BR9EIX	3981	.020"
To 1982	250	TNT	B9ES	2611	BR9EIX	3981	.020"
1985	240	240 TRIALS	B9ES	2611	BR9EIX	3981	.020"
1987-1985	200	200 ASE	B9ES	2611	BR9EIX	3981	.020"
To 1977	175	MX	B9ES	2611	BR9EIX	3981	.020"
1981-1977	175	QUALIFIER	B9ES	2611	BR9EIX	3981	.020"
To 1977	175	TNT	B9ES	2611	BR9EIX	3981	.020"
1985-1983	125	125 MX - L/C	B9ES	2611	BR9EIX	3981	.020"
1982-1980	125	125 MX-6	B8ES	2411	BR8EIX	5044	.020"
1979	125	ALL MODELS	B9ES	2611	BR9EIX	3981	.020"
1982-1980	125	QUALIFIER IV	B8ES	2411	BR8EIX	5044	.020"
CANNONDALE							
2002	440	C440	CR9EK ^	4548	CR9EIX	3521	.028"
2002	440	E440	CR9EK ^	4548	CR9EIX	3521	.028"
2001	440	EX400	CR9EK ^	4548	CR9EIX	3521	.028"
2001	440	MX400	CR9EK ^	4548	CR9EIX	3521	.028"
2002	440	X440	CR9EK ^	4548	CR9EIX	3521	.028"
2001	440	XC400	CR9EK ^	4548	CR9EIX	3521	.028"
CARABELA							
	450	ENDURO	B5ES	6410	---	---	.020"
	450	TORERO FLAT TRACK	B7ES	1111	BR7EIX	6664	.024"
	400	ENDURO	B5ES	6410	---	---	.020"
	400	MX	B8ES	2411	BR8EIX	5044	.024"
	250	TORERO FLAT TRACK	B8ES	2411	BR8EIX	5044	.024"
	200	ENDURO	B5ES	6410	---	---	.020"
	200	MOTO CROSS	B8ES	2411	BR8EIX	5044	.024"
	175	RALLY ENDURO	B5ES	6410	---	---	.020"
	175	TORERO FLAT TRACK	B8ES	2411	BR8EIX	5044	.020"
	125	COYOTE ENDURO	B5ES	6410	---	---	.020"
	125	COYOTE MX	B7ES	1111	BR7EIX	6664	.020"
	125	RALLY ENDURO	B5ES	6410	---	---	.020"
	125	TORERO FLAT TRACK	B8ES	2411	BR8EIX	5044	.024"
	100	COYOTE ENDURO	B5ES	6410	---	---	.020"



Denotes Original Equipment

^ Available in Blister Pack (see page 6)

Note: Due to different operating or engine conditions an alternate heat range plug maybe required.

MAKE/YR	ENGINE	MODEL NOTES	REGULAR PLUG	STK#	PREMIUM PLUG	STK#	GAP
CARABELA Cont'd							
	100	COYOTE MX	B7ES	1111	BR7EIX	6664	.020"
	100	MARQUESA ENDURO	B7ES	1111	BR7EIX	6664	.020"
	100	MARQUESA MX	B8ES	2411	BR8EIX	5044	.024"
	100	MINI MARQUESA ENDURO	B5ES	6410	---	---	.020"
	100	MINI MARQUESA MX	B7ES	1111	BR7EIX	6664	.020"
	100	PANTHERA ENDURO, MX	B6HS	7534	BR6HIX	3419	.020"
	100	RALLY ENDURO	B5ES	6410	---	---	.020"
	100	TORERO FLAT TRACK	B8ES	2411	BR8EIX	5044	.024"
	60	MOTOPONY/FORMULA/ROAD RACER	B6HS	7534	BR6HIX	3419	.020"
CARNIELLI							
	125	SCOOTER 125	B6HS	7534	BR6HIX	3419	.020"
	125	VITTORIA	B6HS	7534	BR6HIX	3419	.020"
CASAL							
	125	K270 CROSS	B8HS	5510	BR8HIX	7001	.020"
	50	K160, K161, K162, K163, K181, K184	B7HS	5110	BR7HIX	7067	.020"
	50	K184S	B8HS	5510	BR8HIX	7001	.020"
	50	K190, K191, K196, MIRABELLE	B7HS	5110	BR7HIX	7067	.020"
CCM							
1982	500	500 CMX	B8EGV	5627	BR8EIX SLD	6747	.020"
1982	450	450 CMX	B8EGV	5627	BR8EIX SLD	6747	.020"
1982	350	350 CM 36 ROAD RACER	B9EGV	5827	BR9EIX	3981	.020"
1978	350	TRIALS	B6ES	7432	---	---	.020"
1982	250	250 CM 36 ROADRACER	B10EGV	5927	---	---	.020"
1982	250	250 CMX	B8EGV	5627	BR8EIX SLD	6747	.020"
1981-79	250	MX - HIRO ENGINE	B8EGV	5627	BR8EIX SLD	6747	.020"
1980-79	125	MX - HIRO ENGINE	B9EGV	5827	BR9EIX	3981	.020"
1981-72		2 VALVE - 4-STROKE	B8EGV	5627	BR8EIX SLD	6747	.020"
1981-79		4 VALVE - 4-STROKE	C8E	7471	CR8EIX	4218	.020"
1982		TRIALS CMT245	BP5ES	7832	BPR5EIX	6597	.020"
1982		TRIALS CMT310	BP5ES	7832	BPR5EIX	6597	.020"
CIMATTI							
	160	C160	B8ES	2411	BR8EIX	5044	.020"
	160	ST160	B8ES	2411	BR8EIX	5044	.020"
	150	C150	B6HS	7534	BR6HIX	3419	.020"
	125	125 TRIAL	B7ES	1111	BR7EIX	6664	.020"
	125	ARIETE	B7ES	1111	BR7EIX	6664	.020"
	100	C100	B6HS	7534	BR6HIX	3419	.020"
	100	ST100	B6HS	7534	BR6HIX	3419	.020"
	100	XR100	B8ES	2411	BR8EIX	5044	.020"
	50	BAT BABY	B6HS	7534	BR6HIX	3419	.020"
	50	BOB CAT	B6HS	7534	BR6HIX	3419	.020"
	50	BOY	B6HS	7534	BR6HIX	3419	.020"
	50	C50	B6HS	7534	BR6HIX	3419	.020"
	50	CHIC	B6HS	7534	BR6HIX	3419	.020"
	50	CITY BIKE	B5HS	4210	---	---	.020"
	50	CLAN V1	B6HS	7534	BR6HIX	3419	.020"
	50	GRINGO	B6ES	7432	---	---	.020"
	50	KAIMAN X16/X21	B6ES	7432	---	---	.020"
	50	MINI CHIC 4/M, MINI PRIX	B6HS	7534	BR6HIX	3419	.020"
	50	MINI CHIC V1KS	B5HS	4210	---	---	.020"
	50	OASI, PAIPER V1/V1KS/4M	B6HS	7534	BR6HIX	3419	.020"
	50	S50, SAGITTARIO 4M/6M	B6HS	7534	BR6HIX	3419	.020"
CLINTON							
		ALL MODELS	B6HS	7534	BR6HIX	3419	.025"
COBRA MOTO							
	105	COBRA COMMUTER	BPMR6A ^	6726	---	---	.028"

Motorcycle

Denotes Original Equipment

^ Available in Blister Pack (see page 6)

Note: Due to different operating or engine conditions an alternate heat range plug maybe required.

MAKE/YR	ENGINE	MODEL NOTES	REGULAR PLUG	STK#	PREMIUM PLUG	STK#	GAP
COBRA MOTO Cont'd							
1998-1994	50	BM50	B9HS	5810	BR9HIX	5687	.024"
2003	50	CH2	---	---	BR10EIX	6801	.024"
1999-1997	50	CM50	B9HS	5810	BR9HIX	5687	.024"
2000	50	CM50	BR9HS	4522	BR9HIX	5687	.024"
2003-2001	50	CM50	BR9ES SLD ^	3194	BR9EIX SLD	3089	.024"
2011-2005	50	CM50	BPR7ES	5534	BPR7EIX	4055	.032"
2012	50	CX50	BPR8ES-6	93427	BPR8EIX	6684	.024"
2012	50	CX50BW	BPR8ES-6	93427	BPR8EIX	6684	.024"
2017-2016	50	CX50FWE	BPR8ES-6	93427	BPR8EIX	6684	.024"
2016-2012	50	CX50JR	BPR8ES-6	93427	BPR8EIX	6684	.024"
2016	50	CX50P3	BPR8ES-6	93427	BPR8EIX	6684	.024"
2017-2012	50	CX50SR	BPR8ES-6	93427	BPR8EIX	6684	.024"
2009-2007	65	CX65	BPR7ES	5534	BPR7EIX	4055	.032"
2016-2012	65	CX65	BR9ES ^	5722	BR9EIX	3981	.024"
2003	65	DC65	BR9ES SLD ^	3194	BR9EIX SLD	3089	.024"
2006-2005	50	KING 50	BPR7ES	5534	BPR7EIX	4055	.032"
1997	50	KING COBRA	B9HS	5810	BR9HIX	5687	.024"
1999-1998	50	KING COBRA	B9ES	2611	BR9EIX	3981	.024"
2003-2000	50	KING COBRA	BR9ES SLD ^	3194	BR9EIX SLD	3089	.024"
2006	50	P3-50	BPR7ES	5534	BPR7EIX	4055	.032"
2003	50	PW3 50 - 2-STROKE	---	---	BR10EIX	6801	.024"
COLUMBIA							
		ALL MODELS	B6HS	7534	BR6HIX	3419	.025"
CONCORD							
		ALL MODELS	B5HS	4210	---	---	.025"
COSMO							
		1/2" REACH	B5HS	4210	---	---	.025"
		3/4" REACH	BP5ES	7832	BPR5EIX	6597	.025"
CUYLER							
		ALL MODELS	B6HS	7534	BR6HIX	3419	.025"
CZ							
	500	MC500	B8HS	5510	BR8HIX	7001	.020"
	360	360 STREET	B7HS	5110	BR7HIX	7067	.020"
	250	250 MX GP	B8HS	5510	BR8HIX	7001	.020"
	250	250 SPORT	B8HS	5510	BR8HIX	7001	.020"
	175	175 SPORT	B8HS	5510	BR8HIX	7001	.020"
	175	TRIAL	B8HS	5510	BR8HIX	7001	.020"
	150	150	B6HS	7534	BR6HIX	3419	.020"
	125	125 MX GP	B9HS	5810	BR9HIX	5687	.020"
	125	125 SPORT - TYPE 476	B8HS	5510	BR8HIX	7001	.020"
	90	90 TRAIL	B7HS	5110	BR7HIX	7067	.020"
DAZON							
	125	ARIES 125	CR7HSA ^	4549	CR7HIX	7544	.032"
	125	SCORPION 125	CR7HSA ^	4549	CR7HIX	7544	.032"
	125	SICILIAN 125	CR7HSA ^	4549	CR7HIX	7544	.032"
	125	WILDCAT 125	CR7HSA ^	4549	CR7HIX	7544	.032"
	50	DIAMONDBACK 50	CR7HSA ^	4549	CR7HIX	7544	.032"
	50	SICILIAN 50	CR7HSA ^	4549	CR7HIX	7544	.032"
DERBI							
	250	CROSS CRX	B10EGV	5927	---	---	.024"
	250	TURISMO	B9ES	2611	BR9EIX	3981	.024"
	200	GRAND PRIX	B9ES	2611	BR9EIX	3981	.024"
	150	BOULEVARD 150 - 4-STROKE	CR9E	6263	CR9EIX	3521	.030"
	125	BOULEVARD 125	CR9E	6263	CR9EIX	3521	.030"
	125	SUPER	B6HS	7534	BR6HIX	3419	.024"
	75	GRAN SPORT	B7HS	5110	BR7HIX	7067	.024"



Denotes Original Equipment

^ Available in Blister Pack (see page 6)

Note: Due to different operating or engine conditions an alternate heat range plug maybe required.

MAKE/YR	ENGINE	MODEL NOTES	REGULAR PLUG	STK#	PREMIUM PLUG	STK#	GAP
DERBI Cont'd							
	75	PIRINEOS	B6HS	7534	BR6HIX	3419	.024"
	75	TRIAL	B6HS	7534	BR6HIX	3419	.024"
	50	ANTORCHA	B6HS	7534	BR6HIX	3419	.024"
	50	ATLANTIS - DERBI ENGINE	B8HS	5510	BR8HIX	7001	.024"
	50	ATLANTIS - PIAGGIO ENGINE	BR9ES ^	5722	BR9EIX	3981	.024"
	50	CARRERAS CLIENTE RAN	B10ES	7928	BR10EIX	6801	.024"
	50	CORRECAMINO E	B6HS	7534	BR6HIX	3419	.024"
	50	COYOTE E	B6HS	7534	BR6HIX	3419	.024"
	50	DERBIMATIK	B6HS	7534	BR6HIX	3419	.024"
	50	DIRT BOY / DIRT KID - 4 STROKE	CR8EB	7784	---	---	.030"
	50	GP1	BR10ES	4832	BR10EIX	6801	.024"
	50	GPR-50	B8ES	2411	BR8EIX	5044	.020"
	50	GPR-50R	B10ES	7928	BR10EIX	6801	.024"
	50	HUNTER	B8HS	5510	BR8HIX	7001	.024"
	50	MANHATTAN	B8HS	5510	BR8HIX	7001	.024"
	50	PADDOCK LC	B9ES	2611	BR9EIX	3981	.024"
	50	PADDOCK ST	B8HS	5510	BR8HIX	7001	.024"
	50	PREDATOR 20	B8HS	5510	BR8HIX	7001	.024"
	50	PREDATOR H2O	B9ES	2611	BR9EIX	3981	.024"
	50	REVOLUTION	B8HS	5510	BR8HIX	7001	.024"
	50	SENDA R	B8ES	2411	BR8EIX	5044	.020"
	50	SENDA SM	B9ES	2611	BR9EIX	3981	.024"
	50	SUPER E	B6HS	7534	BR6HIX	3419	.024"
	50	SUPER MOTARD X-TREME	B8ES	2411	BR8EIX	5044	.020"
	50	SUPERMATIC	B6HS	7534	BR6HIX	3419	.024"
DIAMO							
	300	TURISTA 300	DR8EA # ^	7162	DR8EIX	6681	.032"
	260	TURISTA 260	DR8EA # ^	7162	DR8EIX	6681	.032"
	250	CRUISER	CR6HSA	2983	CR6HIX	7274	.032"
	250	TRACER 250	DP8EA-9	5829	DPR8EIX-9	2202	.036"
	250	VELUX 250	DP8EA-9	5829	DPR8EIX-9	2202	.036"
	200	200 DIRTBIKE	DP8EA-9	5829	DPR8EIX-9	2202	.036"
	150	FURY 150	CR7HSA ^	4549	CR7HIX	7544	.032"
	150	RETRO 150	CR7HSA ^	4549	CR7HIX	7544	.032"
	150	TRACER 150	CR7HSA ^	4549	CR7HIX	7544	.032"
	150	VELUX 150	CR7HSA ^	4549	CR7HIX	7544	.032"
	100	100 DIRTBIKE	CR6HSA	2983	CR6HIX	7274	.032"
	50	AERO 50	CR7HSA ^	4549	CR7HIX	7544	.032"
	50	RETRO 50	CR7HSA ^	4549	CR7HIX	7544	.032"
DKW							
		ALL MODELS	B5HS	4210	---	---	.025"
DRR							
2002	50	50SS	B7HS	5110	BR7HIX	7067	.020"
2002	50	PANTHER	B7HS	5110	BR7HIX	7067	.020"
DUCATI							
2016-2015	1300	SUPERBIKE 1299, PANIGLE, R, S	MAR9A-J #	6869	---	---	.032"
2016	1262	XDIAVEL, S	MAR9A-J #	6869	---	---	.032"
2013-2011	1200	DIAVEL	MAR9A-J #	6869	---	---	.032"
2016-2014	1200	DIAVEL	MAR10A-J #	4706	---	---	.032"
2016-2014	1200	MONSTER 1200, R, S	MAR9A-J #	6869	---	---	.032"
2016-2010	1200	MULTISTRADA 1200	MAR9A-J #	6869	---	---	.032"
2011-2010	1200	MULTISTRADA 1200S	MAR9A-J #	6869	---	---	.032"
2016-2012	1200	MULTISTRADA 1200S	MAR10A-J #	4706	---	---	.032"
2014-2013	1200	MULTISTRADA GRANTURISMO	MAR10A-J #	4706	---	---	.032"
2011-2009	1200	SUPERBIKE 1198	MAR10A-J #	4706	---	---	.032"
2014-2012	1200	SUPERBIKE 1199, PANIGLE, R, S, TRICOLORE	MAR9A-J #	6869	---	---	.032"

Motorcycle

Denotes Original Equipment

^ Available in Blister Pack (see page 6)

Note: Due to different operating or engine conditions an alternate heat range plug maybe required.

MAKE/YR	ENGINE	MODEL NOTES	REGULAR PLUG	STK#	PREMIUM PLUG	STK#	GAP
DUCATI Cont'd							
2008-2007	1100	1098 S	MAR10A-J #	4706	---	---	.032"
2012-2010	1100	HYPERMOTARD 1100 EVO, SP	DCPR8E SLD #	4179	DCPR8EIX	6546	.036"
2010-2008	1100	HYPERMOTARD 1100, 1100S	DCPR8E SLD #	4179	DCPR8EIX	6546	.036"
2010-2009	1100	MONSTER 1100, 1100 S	DCPR8E SLD #	4179	DCPR8EIX	6546	.036"
2013-2012	1100	MONSTER 1100 EVO	DCPR8E SLD #	4179	DCPR8EIX	6546	.036"
2009-2007	1100	MULTISTRADA 1100, 1100 S	DCPR8E SLD #	4179	DCPR8EIX	6546	.036"
2012-2010	1100	STREETFIGHTER, S	MAR10A-J #	4706	---	---	.032"
2009-2007	1100	SUPERBIKE 1098	MAR10A-J #	4706	---	---	.032"
2005-2004	1000	1000 DS - MULTISTRADA	DCPR8E ^	4339	DCPR8EIX	6546	.024"
1985-1981	1000	1000 M	B7HS	5110	BR7HIX	7067	.020"
2006	1000	1000DS - SUPERSPORT	DCPR8E SLD	4179	DCPR8EIX	6546	.032"
2008	1000	DESMOSEDICI RR - D16RR	MAR10A-J #	4706	---	---	.032"
2010-2007	1000	GT 1000 - SPORT CLASSIC	DCPR8E SLD #	4179	DCPR8EIX	6546	.036"
2005-2004	1000	M 1000	DCPR8E ^	4339	DCPR8EIX	6546	.024"
2005-2003	1000	MONSTER 1000, 1000S	DCPR8E # ^	4339	DCPR8EIX	6546	.028"
2008-2005	1000	MONSTER S2R	DCPR8E SLD #	4179	DCPR8EIX	6546	.036"
2005-2004	1000	MONSTER S4R	DCPR9E	2641	DCPR9EIX	2316	.024"
2008	1000	MONSTER S4R/S4R S	MAR10A-J #	4706	---	---	.032"
2006-2004	1000	MULTISTRADA 1000	DCPR8E SLD #	4179	DCPR8EIX	6546	.036"
2009-2006	1000	SPORT 1000, 1000S - SPORT CLASSIC	DCPR8E SLD #	4179	DCPR8EIX	6546	.036"
2005-2003	1000	SS1000 - SUPERSPORT	DCPR8E SLD #	4179	DCPR8EIX	6546	.036"
2007-2004	1000	ST3	CR9E	6263	CR9EIX	3521	.030"
2005-2003	999	999, 999S	CR9EB ^	6955	CR9EIX	3521	.030"
2003	998	998	CR9E	6263	CR9EIX	3521	.030"
2005-2004	998	998 MATRIX	CR9E	6263	CR9EIX	3521	.030"
2004	998	998S	CR9E	6263	CR9EIX	3521	.030"
2004	998	RSV MILLE FACTORY	DCPR9E	2641	DCPR9EIX	2316	.030"
2001-1999	996	996	DCPR9E	2641	DCPR9EIX	2316	.024"
2000-1998	996	996 SPS	R2525-10	5281	---	---	.020"
2000	996	996S	R2525-10	5281	---	---	.024"
2004	996	MONSTER S4R	R2525-10	5281	---	---	.024"
2005	996	MONSTER S4R	DCPR9E	2641	DCPR9EIX	2316	.024"
2005-2003	996	ST4S - SPORT TOURING	R2525-10	5281	---	---	.024"
2016	959	SUPERBIKE 959 PANIGLE	MAR9A-J #	6869	---	---	.032"
2003-1997	944	ST2	DCPR8E ^	4339	DCPR8EIX	6546	.024"
2016	939	HYPERMOTARD 939, SP	MAR9A-J #	6869	---	---	.032"
2016	939	HYPERSTRADA 939	MAR9A-J #	6869	---	---	.032"
1998-1995	916	916	DCPR9E	2641	DCPR9EIX	2316	.024"
1994	916	916	DCPR8E ^	4339	DCPR8EIX	6546	.024"
1998	916	916 BIPOSTO	DCPR9E	2641	DCPR9EIX	2316	.024"
2003-2002	916	S4	R2525-10	5281	---	---	.024"
2003-1999	916	ST4	DCPR9E	2641	DCPR9EIX	2316	.024"
2015-2014	899	SUPERBIKE 899 PANIGLE	MAR9A-J #	6869	---	---	.032"
1998-1994	900	900 CR	DCPR8E ^	4339	DCPR8EIX	6546	.024"
2002-1993	900	900 MONSTER	DCPR8E ^	4339	DCPR8EIX	6546	.024"
1981-1979	900	900 SD	B7HS	5110	BR7HIX	7067	.020"
1998-1995	900	900 SP	DCPR8E ^	4339	DCPR8EIX	6546	.024"
1982-1980	900	900 SS	B7HS	5110	BR7HIX	7067	.020"
1994-1991	900	900 SS	DCPR8E ^	4339	DCPR8EIX	6546	.024"
2002-1999	900	900 SS	DCPR8E ^	4339	DCPR8EIX	6546	.024"
1990	900	906 PASO	DCPR8E ^	4339	DCPR8EIX	6546	.024"
1993-1991	900	907 I.E.	DCPR8E ^	4339	DCPR8EIX	6546	.032"
1995-1993	900	E900	DCPR8E ^	4339	DCPR8EIX	6546	.024"
1994	888	888 LTD	DCPR8E ^	4339	DCPR8EIX	6546	.024"
1993	888	888 SPO	DCPR8E ^	4339	DCPR8EIX	6546	.024"
1992-1990	888	888 SUPERBIKE	---	---	DR9EIX	4772	.024"



Denotes Original Equipment

^ Available in Blister Pack (see page 6)

Note: Due to different operating or engine conditions an alternate heat range plug maybe required.

MAKE/YR	ENGINE	MODEL NOTES	REGULAR PLUG	STK#	PREMIUM PLUG	STK#	GAP
DUCATI Cont'd							
1980-1978	860	860 GS	B5HS	4210	---	---	.020"
1980-1978	860	860 GT	B5HS	4210	---	---	.020"
1980-1978	860	860 GTS	B5HS	4210	---	---	.020"
1992-1990	850	851 SPORT	---	---	DR9EIX	4772	.024"
2013-2008	850	SUPERBIKE 848	MAR10A-J #	4706	---	---	.032"
2015-2012	850	STREETFIGHTER 848	MAR10A-J #	4706	---	---	.032"
2015-2013	821	HYPERMOTARD, SP	MAR9A-J #	6869	---	---	.032"
2015-2013	821	HYPERSTRADA	MAR9A-J #	6869	---	---	.032"
2016-2015	821	MONSTER 821, DARK, STRIP	MAR9A-J #	6869	---	---	.032"
2013	821	MONSTER DIESEL	MAR9A-J #	6869	---	---	.032"
2005-2004	800	M800	DCPR8E ^	4339	DCPR8EIX	6546	.024"
2004-2003	800	MONSTER 800	DCPR8E # ^	4339	DCPR8EIX	6546	.028"
2006-2005	800	MONSTER S2R	DCPR8E # ^	4339	DCPR8EIX	6546	.028"
2007	800	MONSTER S2R	DCPR8E SLD #	4179	DCPR8EIX	6546	.036"
2007-2003	800	SS800 - SUPERSPORT	DCPR8E # ^	4339	DCPR8EIX	6546	.028"
2011-2010	796	HYPERMOTARD 796	DCPR8E SLD #	4179	DCPR8EIX	6546	.036"
2014-2011	796	MONSTER 796	DCPR8E SLD #	4179	DCPR8EIX	6546	.036"
1998-1997	750	750 - 4-VALVE	DR9EA	3437	DR9EIX	4772	.024"
1987-1985	750	750 F1	D8EA	2120	DR8EIX	6681	.020"
1987	750	750 F1B	D8EA	2120	DR8EIX	6681	.020"
1987	750	750 F1S	BP7HS	5111	BPR7HIX	5944	.024"
1987	750	750 INDIANA	BP7HS	5111	BPR7HIX	5944	.024"
2002-1997	750	750 MONSTER	DCPR8E ^	4339	DCPR8EIX	6546	.024"
1988-1987	750	750 PASO	DR8ES-L	2923	DR8EIX	6681	.020"
1974-1972	750	750 SPECIAL SS	BP7HS	5111	BPR7HIX	5944	.024"
1990	750	750 SPORT	DR8EA ^	7162	DR8EIX	6681	.024"
1993-1991	750	750 SS	DPR8EA-9 ^	4929	DPR8EIX-9	2202	.036"
2002-1999	750	750 SS	DCPR8E ^	4339	DCPR8EIX	6546	.024"
2006-2005	750	SUPERBIKE 749, S, DARK	CR9E	6263	CR9EIX	3521	.030"
2005-2004	749	749, 749R, 749S	CR9E	6263	CR9EIX	3521	.030"
2003-1998	748	748	R2525-10	5281	---	---	.024"
2003-1999	748	748 R	R2525-10	5281	---	---	.040"
2003-1998	748	748 SPECIAL	R2525-10	5281	---	---	.024"
1997	748	748 SUPERBIKE - (EFI)	---	---	DR9EIX	4772	.024"
2001-1998	748	748 SUPERBIKE - (EFI)	DCPR9E	2641	DCPR9EIX	2316	.024"
2014-2009	696	MONSTER 696	DCPR8E SLD #	4179	DCPR8EIX	6546	.036"
2008-2007	695	695 MONSTER	DCPR8E SLD #	4179	DCPR8EIX	6546	.036"
1987	650	650 INDIANA	BP7HS	5111	BPR7HIX	5944	.024"
2003	620	620 MONSTER SPORT	R2525-10	5281	---	---	.024"
2003	620	620 SPORT - SUPERSPORT	R2525-10	5281	---	---	.024"
2006-2004	620	M620 - MULTISTRADA	DCPR8E # ^	4339	DCPR8EIX	6546	.028"
2006-2002	620	MONSTER 620	DCPR8E # ^	4339	DCPR8EIX	6546	.028"
2001-2000	600	600 MONSTER	DCPR8E ^	4339	DCPR8EIX	6546	.024"
1984-1981	600	600 SL PANTHA	BP7HS	5111	BPR7HIX	5944	.020"
	600	600 SS	DPR9EA-9	5329	DPR9EIX-9	5545	.036"
	600	MONSTER	DPR9EA-9	5329	DPR9EIX-9	5545	.036"
	500	500 GTL SPORT DESMO	B7HS	5110	BR7HIX	7067	.020"
1981	500	500 SL PANTHA	BP7HS	5111	BPR7HIX	5944	.020"
	450	450 DESMO	B7HS	5110	BR7HIX	7067	.020"
	450	450 MARK III	B7HS	5110	BR7HIX	7067	.020"
	450	450 SCRAMBLER	B7HS	5110	BR7HIX	7067	.020"
	400	400 F3	BP7HS	5111	BPR7HIX	5944	.024"
2007-2004	400	400 MONSTER	DCPR8E # ^	4339	DCPR8EIX	6546	.028"
	350	350 F3	BP7HS	5111	BPR7HIX	5944	.024"
	350	350 INDIANA	BP7HS	5111	BPR7HIX	5944	.024"
	350	350 SL	BP7HS	5111	BPR7HIX	5944	.024"

Motorcycle

Denotes Original Equipment

^ Available in Blister Pack (see page 6)

Note: Due to different operating or engine conditions an alternate heat range plug maybe required.

MAKE/YR	ENGINE	MODEL NOTES	REGULAR PLUG	STK#	PREMIUM PLUG	STK#	GAP
DUCATI Cont'd							
	250	24 HORAS	B8HS	5510	BR8HIX	7001	.020"
	250	DESMO	B7HS	5110	BR7HIX	7067	.020"
	250	MONZA	B7HS	5110	BR7HIX	7067	.020"
	250	ROAD	B7HS	5110	BR7HIX	7067	.020"
	200	200 ELITE	B8HS	5510	BR8HIX	7001	.020"
	200	200 SS	B8HS	5510	BR8HIX	7001	.020"
	200	GRAN T	B8HS	5510	BR8HIX	7001	.020"
	175	175 CRUISER	B6HS	7534	BR6HIX	3419	.020"
	175	175 TOURIST	B6HS	7534	BR6HIX	3419	.020"
	175	SILVERSTONE SUPER	B8HS	5510	BR8HIX	7001	.020"
	160	MONZA JR.	B8HS	5510	BR8HIX	7001	.020"
	125	BRONCO 125	B6HS	7534	BR6HIX	3419	.020"
	125	CADET 125	B6HS	7534	BR6HIX	3419	.020"
	125	SCR	B6HS	7534	BR6HIX	3419	.020"
	100	CADET SPORT BRIO 100	B6HS	7534	BR6HIX	3419	.020"
	100	MOUNTAINEER	B8HS	5510	BR8HIX	7001	.020"
	100	SCRAMBLER	B6HS	7534	BR6HIX	3419	.020"
DUCSON							
		ALL MODELS	B5HS	4210	---	---	.025"
EIKON							
2004-2000	50		B7HS	5110	BR7HIX	7067	.024"
FANTIC							
		ALL MODELS	B5HS	4210	---	---	.025"
FLANDRIA							
		ALL MODELS	B5HS	4210	---	---	.025"
FLYING DUTCHMAN							
		ALL MODELS	B5HS	4210	---	---	.025"
FMB							
		ALL MODELS	B5HS	4210	---	---	.025"
FOX							
		ALL MODELS	B6HS	7534	BR6HIX	3419	.025"
FOXI							
		ALL MODELS	B5HS	4210	---	---	.025"
GADABOUT							
		ALL MODELS	B5HS	4210	---	---	.025"
GARELLI							
		1/2" REACH	B5HS	4210	---	---	.025"
		3/4" REACH	B6ES	7432	---	---	.025"
GAS GAS							
	500	NORMADA 500	D8EA	2120	DR8EIX	6681	.020"
2005-2004	450	FSE450	CR8E ^	1275	CR8EIX	4218	.024"
2004	450	SM450	CR8E ^	1275	CR8EIX	4218	.024"
1996	338	JTR370	BPR5EY	1233	BPR5EIX	6597	.020"
1997	338	JTX320	BPR5EY	1233	BPR5EIX	6597	.020"
2003-1998	338	PAMPERA 320	BPR5EY	1233	BPR5EIX	6597	.020"
1997	338	PAMPERA 370	BPR5EY	1233	BPR5EIX	6597	.020"
1998	338	TX320	BPR5EY	1233	BPR5EIX	6597	.020"
	330	TRIAL 327	BP5ES	7832	BPR5EIX	6597	.020"
	330	TRIAL HALLEY PXC 325	B9ES	2611	BR9EIX	3981	.020"
1993-1992	328	CONTACT GT32	BP5ES	7832	BPR5EIX	6597	.020"
1995	328	CONTACT JT35	BPR5EY	1233	BPR5EIX	6597	.020"
1991	328	DELTA GT32	BP5ES	7832	BPR5EIX	6597	.020"
2003-1999	328	TXT321	BPR5EY	1233	BPR5EIX	6597	.020"
2001-1998	300	EC300	B8EGV	5627	BR8EIX SLD	6747	.020"
2004-2002	300	EC300	CR8E ^	1275	CR8EIX	4218	.024"
2005	300	EC300	BR8EG	3130	BR8EIX	5044	.024"



Denotes Original Equipment

^ Available in Blister Pack (see page 6)

Note: Due to different operating or engine conditions an alternate heat range plug maybe required.

MAKE/YR	ENGINE	MODEL NOTES	REGULAR PLUG	STK#	PREMIUM PLUG	STK#	GAP
GAS GAS Cont'd							
2005-2003	300	TXT300	BPR5EY	1233	BPR5EIX	6597	.020"
2001-2000	300	XC300	B8EGV	5627	BR8EIX SLD	6747	.020"
2003-2002	280	PAMPERA 280	BPR5EY	1233	BPR5EIX	6597	.020"
2005-2004	280	PAMPERA 280	BPR6ES ^	7131	BPR6EIX	6637	.032"
2005-2000	280	TXT280	BPR5EY	1233	BPR5EIX	6597	.020"
1999-1998	270	TX270	BPR5EY	1233	BPR5EIX	6597	.020"
1995-1994	250	250 MX	B10EGV	5927	---	---	.020"
1993-1992	250	CONTACT GT25	BP5ES	7832	BPR5EIX	6597	.020"
1994	250	CONTACT JT25	BP5ES	7832	BPR5EIX	6597	.020"
	250	DELTA 25 GT	BP5ES	7832	BPR5EIX	6597	.020"
1991	250	DELTA GT25	BP5ES	7832	BPR5EIX	6597	.020"
2003-1997	250	EC250	B8EGV	5627	BR8EIX SLD	6747	.020"
2005-2004	250	EC250	BR8EG	3130	BR8EIX	5044	.024"
1995-1994	250	ENDUCROSS	B10EGV	5927	---	---	.020"
1998-1997	250	ENDUCROSS	BR8ES ^	5422	BR8EIX	5044	.020"
1997-1995	250	JT25	BPR5EY	1233	BPR5EIX	6597	.020"
1997-1995	250	JTR250	BPR5EY	1233	BPR5EIX	6597	.020"
1999-1998	250	MC250	BR8ES ^	5422	BR8EIX	5044	.020"
2004-2000	250	MC250	BR8EG	3130	BR8EIX	5044	.024"
2003-2000	250	MX250	B8EGV	5627	BR8EIX SLD	6747	.020"
2003-1996	250	PAMPERA 250	BPR5EY	1233	BPR5EIX	6597	.020"
2005-2004	250	PAMPERA 250	BPR6ES ^	7131	BPR6EIX	6637	.032"
	250	TRIAL 250	BP5ES	7832	BPR5EIX	6597	.020"
2005-2003	250	TXT 250	BPR5EY	1233	BPR5EIX	6597	.020"
2003-2000	250	XC250	B8EGV	5627	BR8EIX SLD	6747	.020"
1997	200	CONTACT JTX200	BPR5EY	1233	BPR5EIX	6597	.020"
2002-1998	200	EC200	B8EGV	5627	BR8EIX SLD	6747	.020"
2005-2003	200	EC200	BR8EG	3130	BR8EIX	5044	.024"
2003-1998	200	TX200	BPR5EY	1233	BPR5EIX	6597	.020"
2005-1999	200	TXT200	BPR5EY	1233	BPR5EIX	6597	.020"
1994-1993	160	CONTACT GT16	BP5ES	7832	BPR5EIX	6597	.020"
1995-1994	160	CONTACT JT16	BP5ES	7832	BPR5EIX	6597	.020"
1996	160	CONTACT JTX160	BPR5EY	1233	BPR5EIX	6597	.020"
1997-1995	125	125 MX	B10EGV	5927	---	---	.020"
	125	CROSS TT 125	B10EGV	5927	---	---	.020"
2004-2000	125	EC125	BR8EG	3130	BR8EIX	5044	.024"
2005	125	EC125	BR9EG	3230	BR9EIX	3981	.024"
1997-1995	125	ENDUCROSS	B10EGV	5927	---	---	.020"
2003	125	PAMPERA 125	BPR5EY	1233	BPR5EIX	6597	.020"
2005-2004	125	PAMPERA 125	BPR6ES ^	7131	BPR6EIX	6637	.032"
	125	TRIAL 125	BP5ES	7832	BPR5EIX	6597	.020"
1999-1998	125	TT 125 EC	B10EGV	5927	---	---	.020"
2005-2003	125	TXT 125	BPR5EY	1233	BPR5EIX	6597	.020"
2003-2001	80	TXT80 ROOKIE	BPR5EY	1233	BPR5EIX	6597	.020"
	50	CONTACT	B8HS	5510	BR8HIX	7001	.024"
	50	ENDUCROSS	B8HS	5510	BR8HIX	7001	.024"
2001	50	ROOKIE	BR9ES ^	5722	BR9EIX	3981	.024"
2005-2003	50	ROOKIE	BR8ES # ^	5422	BR8EIX	5044	.032"
2004	50	SM50	B9ES	2611	BR9EIX	3981	.020"
2003-2001	50	TX50	BPR5EY	1233	BPR5EIX	6597	.020"
2004	50	TXT50	BPR5EY	1233	BPR5EIX	6597	.020"
GENUINE							
	200	BLUR 200	CR7E ^	4578	CR7EIX	7385	.032"
	150	STELLA 150	B6ES	7432	---	---	.025"
	125	BLUR 150	CR7E ^	4578	CR7EIX	7385	.032"
	125	BUDDY 125	C7HSA	4629	CR7HIX	7544	.025"

Motorcycle

Denotes Original Equipment

^ Available in Blister Pack (see page 6)

Note: Due to different operating or engine conditions an alternate heat range plug maybe required.

MAKE/YR	ENGINE	MODEL NOTES	REGULAR PLUG	STK#	PREMIUM PLUG	STK#	GAP
GENUINE Cont'd							
	110	RATTLER 110	BP7HS	5111	BPR7HIX	5944	.028"
	50	BLACK CAT 50	BP7HS	5111	BPR7HIX	5944	.028"
	50	BUDDY 50	BP7HS	5111	BPR7HIX	5944	.028"
	50	RATTLER 50	BP7HS	5111	BPR7HIX	5944	.028"
GILERA							
1993	600	NORDWEST	DCPR8E ^	4339	DCPR8EIX	6546	.024"
GIMSON							
		ALL MODELS	B5HS	4210	---	---	.025"
GITANE							
		ALL MODELS	B5HS	4210	---	---	.025"
GLOBALMAN							
		ALL MODELS	BM6A	5921	---	---	.025"
GRC							
	12 HP	GP	B6HS	7534	BR6HIX	3419	.024"
	12 HP	RC	B6HS	7534	BR6HIX	3419	.024"
	6.7 HP	GP	B6HS	7534	BR6HIX	3419	.024"
	6.7 HP	RC	B6HS	7534	BR6HIX	3419	.024"
	4.7 HP	GP	B6HS	7534	BR6HIX	3419	.024"
	4.7 HP	RC	B6HS	7534	BR6HIX	3419	.024"
GRYCNER							
		ALL MODELS	B5HS	4210	---	---	.025"
GULF							
		ALL MODELS	B5HS	4210	---	---	.025"
HARDLEY							
	3.7 HP	CAPTAIN STAR - ZENDOAH KOMATSU	BPMR6A ^	6726	---	---	.024"
	3.7 HP	CHOPPER - ROBINS	BM7A ^	6521	---	---	.024"
	3.7 HP	CUSTOM STAR - ZENDOAH KOMATSU	BPMR6A ^	6726	---	---	.024"
	3.7 HP	DRAG STAR - ZENDOAH KOMATSU	BPMR6A ^	6726	---	---	.024"
	3.7 HP	ROADSTARR - ROBINS	BM7A ^	6521	---	---	.024"
HARLEY-DAVIDSON							
2007	1805	DYNA SCREAMIN EAGLE - FXDSE	DCPR7E	3932	DCPR7EIX	6046	.040"
2007	1805	SOFTAIL SCREAMIN EAGLE SPRINGER - FXSTSSE	DCPR7E	3932	DCPR7EIX	6046	.040"
2007	1805	TOURING SCREAMIN EAGLE - FLHR	DCPR7E	3932	DCPR7EIX	6046	.040"
2011-2010	1803	CVO STREET GLIDE - FLHXSE	DCPR7E	3932	DCPR7EIX	6046	.040"
2011	1803	CVO ULTRA CLASSIC ELECTRA GLIDE - FLHTCUSE6	DCPR7E	3932	DCPR7EIX	6046	.040"
2011-2010	1803	SOFTAIL CVO CONVERTIBLE - FLSTSE	DCPR7E	3932	DCPR7EIX	6046	.040"
2010	1803	TOURING CVO STREET GLIDE - SLHXSE	DCPR7E	3932	DCPR7EIX	6046	.040"
2010-2009	1802cc 110ci TWIN CAM	DYNA CVO FAT BOB - FXDFSE	DCPR7E	3932	DCPR7EIX	6046	.040"
2008	1802cc 110ci TWIN CAM	DYNA SCREAMIN EAGLE - FXDSE2	DCPR7E	3932	DCPR7EIX	6046	.040"
2014-2013	1802cc 110ci TWIN CAM	SOFTAIL CVO BREAKOUT - FXSBSE	DCPR7E	3932	DCPR7EIX	6046	.040"
2016	1802cc 110ci TWIN CAM	SOFTAIL CVO PRO STREET BREAKOUT - FXSE	DCPR7E	3932	DCPR7EIX	6046	.040"
2015	1802cc 110ci TWIN CAM	SOFTAIL CVO SOFTAIL DELUXE - FLSTNSE	DCPR7E	3932	DCPR7EIX	6046	.040"
2009	1802cc 110ci TWIN CAM	SOFTAIL CVO SPRINGER - FXSTSSE3	DCPR7E	3932	DCPR7EIX	6046	.040"
2008	1802cc 110ci TWIN CAM	SOFTAIL SCREAMIN EAGLE SPRINGER - FXSTSSE2	DCPR7E	3932	DCPR7EIX	6046	.040"
2016-2013	1802cc 110ci TWIN CAM	TOURING CVO LIMITED - FLHTKSE	DCPR7E	3932	DCPR7EIX	6046	.040"
2009	1802cc 110ci TWIN CAM	TOURING CVO ROAD GLIDE - FLTRSE3	DCPR7E	3932	DCPR7EIX	6046	.040"
2011	1802cc 110ci TWIN CAM	TOURING CVO ROAD GLIDE ULTRA - FLTRUSE	DCPR7E	3932	DCPR7EIX	6046	.040"
2016-2015	1802cc 110ci TWIN CAM	TOURING CVO ROAD GLIDE ULTRA - FLTRUSE	DCPR7E	3932	DCPR7EIX	6046	.040"
2014-2013	1802cc 110ci TWIN CAM	TOURING CVO ROAD KING - FLHRSE5	DCPR7E	3932	DCPR7EIX	6046	.040"
2010-2009	1802cc 110ci TWIN CAM	TOURING CVO ULTRA CLASSIC - FLHTCUSE	DCPR7E	3932	DCPR7EIX	6046	.040"
2016-2015	1802cc 110ci TWIN CAM	TOURING CVO STREET GLIDE - FLHXSE	DCPR7E	3932	DCPR7EIX	6046	.040"
2014-2013	1802cc 110ci TWIN CAM	TOURING ELECTRA GUIDE ULTRA CLASSIC - FLHTCUSE8	DCPR7E	3932	DCPR7EIX	6046	.040"
2008	1802cc 110ci TWIN CAM	TOURING SCREAMIN EAGLE - FLH	DCPR7E	3932	DCPR7EIX	6046	.040"



Denotes Original Equipment

^ Available in Blister Pack (see page 6)

Note: Due to different operating or engine conditions an alternate heat range plug maybe required.

MAKE/YR	ENGINE	MODEL NOTES	REGULAR PLUG	STK#	PREMIUM PLUG	STK#	GAP
HARLEY-DAVIDSON Cont'd							
2016-2013	1690cc 103ci TWIN CAM	DYNA FAT BOB - FXDF	DCPR7E	3932	DCPR7EIX	6046	.040"
2016-2015	1690cc 103ci TWIN CAM	DYNA LOW RIDER - FXDL	DCPR7E	3932	DCPR7EIX	6046	.040"
2016-2013	1690cc 103ci TWIN CAM	DYNA STREET BOB - FXDBA	DCPR7E	3932	DCPR7EIX	6046	.040"
2016-2013	1690cc 103ci TWIN CAM	DYNA SWITCHBACK - FLD	DCPR7E	3932	DCPR7EIX	6046	.040"
2016-2013	1690cc 103ci TWIN CAM	DYNA WIDE GLIDE - FXDWG	DCPR7E	3932	DCPR7EIX	6046	.040"
2011-2010	1690cc 103ci TWIN CAM	ELECTRA GLIDE ULTRA LIMITED - FLHTK	DCPR7E	3932	DCPR7EIX	6046	.040"
2011	1690cc 103ci TWIN CAM	ROAD GLIDE ULTRA - FLTRU	DCPR7E	3932	DCPR7EIX	6046	.040"
2011	1690cc 103ci TWIN CAM	ROAD KING CLASSIC - FLHRC/I	DCPR7E	3932	DCPR7EIX	6046	.040"
2016-2013	1690cc 103ci TWIN CAM	SOFTAIL BREAKOUT - FXSB	DCPR7E	3932	DCPR7EIX	6046	.040"
2016-2015	1690cc 103ci TWIN CAM	SOFTAIL DELUXE - FLSTN	DCPR7E	3932	DCPR7EIX	6046	.040"
2016-2013	1690cc 103ci TWIN CAM	SOFTAIL FAT BOY - FLSTF	DCPR7E	3932	DCPR7EIX	6046	.040"
2014-2013	1690cc 103ci TWIN CAM	SOFTAIL FAT BOY DELUXE - FLSTN	DCPR7E	3932	DCPR7EIX	6046	.040"
2016-2013	1690cc 103ci TWIN CAM	SOFTAIL FAT BOY LO - FLSTFB	DCPR7E	3932	DCPR7EIX	6046	.040"
2014-2013	1690cc 103ci TWIN CAM	SOFTAIL HERITAGE - FLST	DCPR7E	3932	DCPR7EIX	6046	.040"
2016-2015	1690cc 103ci TWIN CAM	SOFTAIL HERITAGE SOFTAIL CLASSIC - FLSTC	DCPR7E	3932	DCPR7EIX	6046	.040"
2006	1690cc 103ci TWIN CAM	SOFTAIL SCREAMIN EAGLE FATBOY - FLSTFSE2	DCPR7E	3932	DCPR7EIX	6046	.040"
2016-2013	1690cc 103ci TWIN CAM	SOFTAIL SLIM - FLS	DCPR7E	3932	DCPR7EIX	6046	.040"
2011-2010	1690cc 103ci TWIN CAM	STREET GLIDE TRIKE - FLHTXXX	DCPR7E	3932	DCPR7EIX	6046	.040"
2010	1690cc 103ci TWIN CAM	TOURING ELECTRA GLIDE - FLHTK	DCPR7E	3932	DCPR7EIX	6046	.040"
2016-2015	1690cc 103ci TWIN CAM	TOURING ELECTRA GLIDE ULTRA CLASSIC, LOW - FLHTCU	DCPR7E	3932	DCPR7EIX	6046	.040"
2016-2015	1690cc 103ci TWIN CAM	TOURING ROAD GLIDE - FLTRX	DCPR7E	3932	DCPR7EIX	6046	.040"
2016-2015	1690cc 103ci TWIN CAM	TOURING ROAD GLIDE SPECIAL - FLTRXS	DCPR7E	3932	DCPR7EIX	6046	.040"
2016	1690cc 103ci TWIN CAM	TOURING ROAD GLIDE ULTRA - FLTRU	DCPR7E	3932	DCPR7EIX	6046	.040"
2016-2013	1690cc 103ci TWIN CAM	TOURING ROAD KING - FLHR	DCPR7E	3932	DCPR7EIX	6046	.040"
2006-2005	1690cc 103ci TWIN CAM	TOURING SCREAMIN EAGLE - FLHTC	DCPR7E	3932	DCPR7EIX	6046	.040"
2016-2010	1690cc 103ci TWIN CAM	TOURING STREET GLIDE - FLHX	DCPR7E	3932	DCPR7EIX	6046	.040"
2016-2013	1690cc 103ci TWIN CAM	TOURING STREET GUIDE SPECIAL - FLHXX	DCPR7E	3932	DCPR7EIX	6046	.040"
2016-2013	1690cc 103ci TWIN CAM	TOURING ULTRA LIMITED - FLHTK	DCPR7E	3932	DCPR7EIX	6046	.040"
2016-2015	1690cc 103ci TWIN CAM	TOURING ULTRA LIMITED LOW - FLHTKL	DCPR7E	3932	DCPR7EIX	6046	.040"
2015	1690cc 103ci TWIN CAM	TRIKE FREEWHEELER - FLRT	DCPR7E	3932	DCPR7EIX	6046	.040"
2015-2011	1690cc 103ci TWIN CAM	TRIKE TRI GLIDE ULTRA CLASSIC - FLHTCUTG	DCPR7E	3932	DCPR7EIX	6046	.040"
2014-2013	1586	CVO SOFTTAIL DELUXE	DCPR7E	3932	DCPR7EIX	6046	.040"
2009-2007	1586	DYNA LOW RIDER - FXDL	DCPR7E	3932	DCPR7EIX	6046	.040"
2013-2007	1586	DYNA STREET BOB - FXDB	DCPR7E	3932	DCPR7EIX	6046	.040"
2010-2007	1586	DYNA SUPER GLIDE - FXD	DCPR7E	3932	DCPR7EIX	6046	.040"
2013-2007	1586	DYNA WIDE GLIDE - FXDWG	DCPR7E	3932	DCPR7EIX	6046	.040"
2010-2008	1586	SOFTAIL CROSS BONES - FLSTSB	DCPR7E	3932	DCPR7EIX	6046	.040"
2010-2008	1586	SOFTAIL CUSTOM - FXSTC	DCPR7E	3932	DCPR7EIX	6046	.040"
2010-2007	1586	SOFTAIL DELUXE - FLSTN	DCPR7E	3932	DCPR7EIX	6046	.040"
2007	1586	SOFTAIL DEUCE - FXSTD	DCPR7E	3932	DCPR7EIX	6046	.040"
2010-2007	1586	SOFTAIL FATBOY - FLSTF	DCPR7E	3932	DCPR7EIX	6046	.040"
2010-2007	1586	SOFTAIL HERITAGE CLASSIC - FLSTC	DCPR7E	3932	DCPR7EIX	6046	.040"
2009-2007	1586	SOFTAIL NIGHT TRAIN - FXSTB	DCPR7E	3932	DCPR7EIX	6046	.040"
2007	1586	SOFTAIL SPRINGER CLASSIC - FLSTCS	DCPR7E	3932	DCPR7EIX	6046	.040"
2007	1586	SOFTAIL STANDARD - FXST	DCPR7E	3932	DCPR7EIX	6046	.040"
2010-2007	1586	TOURING ELECTRA GLIDE - FLHT	DCPR7E	3932	DCPR7EIX	6046	.040"
2009-2007	1586	TOURING ROAD GLIDE - FLTR	DCPR7E	3932	DCPR7EIX	6046	.040"
2014-2007	1586	TOURING ROAD KING - FLHR	DCPR7E	3932	DCPR7EIX	6046	.040"
2014-2007	1586	TOURING STREET GLIDE - FLHX	DCPR7E	3932	DCPR7EIX	6046	.040"
2010-2007	1586	TOURING ULTRA CLASSIC ELECTRA GLIDE - FLHTCU	DCPR7E	3932	DCPR7EIX	6046	.040"
2013-2008	1585	DYNA FAT BOB - FXDF	DCPR7E	3932	DCPR7EIX	6046	.040"
2014-2013	1585	DYNA SUPER GLIDE CUSTOM - FXDC	DCPR7E	3932	DCPR7EIX	6046	.040"
2011-2009	1584	CROSS BONES - FLSTSB	DCPR7E	3932	DCPR7EIX	6046	.040"
2009	1584	CVO ROAD GLIDE - FLTRI, FLTRSE3	DCPR7E	3932	DCPR7EIX	6046	.040"

Motorcycle

Denotes Original Equipment

^ Available in Blister Pack (see page 6)

Note: Due to different operating or engine conditions an alternate heat range plug maybe required.

MAKE/YR	ENGINE	MODEL NOTES	REGULAR PLUG	STK#	PREMIUM PLUG	STK#	GAP
HARLEY-DAVIDSON Cont'd							
2010	1584	CVO SOFTAIL CONVERTIBLE - FLSTSE	DCPR7E	3932	DCPR7EIX	6046	.040"
2009	1584	CVO SOFTAIL SPRINGER - FXSTSSE3	DCPR7E	3932	DCPR7EIX	6046	.040"
2010-2009	1584	CVO ULTRA CLASSIC ELECTRA GLIDE - FLHTCUSE4	DCPR7E	3932	DCPR7EIX	6046	.040"
2009	1584	DYNA LOW RIDER - FXDL/I	DCPR7E	3932	DCPR7EIX	6046	.040"
2010-2009	1584	DYNA SUPER GLIDE - FXD/I	DCPR7E	3932	DCPR7EIX	6046	.040"
2011-2010	1584	DYNA WIDE GLIDE - FXDWG/I	DCPR7E	3932	DCPR7EIX	6046	.040"
2011-2009	1584	ELECTRA GLIDE CLASSIC - FLHTC/I	DCPR7E	3932	DCPR7EIX	6046	.040"
2009	1584	ELECTRA GLIDE STANDARD - FLHT/I	DCPR7E	3932	DCPR7EIX	6046	.040"
2011-2010	1584	ELECTRA GLIDE ULTRA CLASSIC - FLHTCU/I	DCPR7E	3932	DCPR7EIX	6046	.040"
2011-2009	1584	FAT BOB - FXDF	DCPR7E	3932	DCPR7EIX	6046	.040"
2011-2009	1584	FAT BOY - FLSTF/I	DCPR7E	3932	DCPR7EIX	6046	.040"
2009	1584	NIGHT TRAIN - FXSTB/I	DCPR7E	3932	DCPR7EIX	6046	.040"
2011-2010	1584	ROAD GLIDE CUSTOM - FLTRX	DCPR7E	3932	DCPR7EIX	6046	.040"
2011-2008	1584	ROAD KING - FLHR/I	DCPR7E	3932	DCPR7EIX	6046	.040"
2010-2009	1584	ROAD KING CLASSIC - FLHRC/I	DCPR7E	3932	DCPR7EIX	6046	.040"
2009	1584	ROCKER - FXCW	DCPR7E	3932	DCPR7EIX	6046	.040"
2011-2009	1584	ROCKER C - FXCWC	DCPR7E	3932	DCPR7EIX	6046	.040"
2007	1584	SOFTAIL CUSTOM - FXSTC	DCPR7E	3932	DCPR7EIX	6046	.040"
2010-2009	1584	SOFTAIL CUSTOM - FXSTC/I	DCPR7E	3932	DCPR7EIX	6046	.040"
2011-2009	1584	SOFTAIL CUSTOM/NOSTALGIA/SPECIAL/DELUXE - FLSTN/I	DCPR7E	3932	DCPR7EIX	6046	.040"
2011-2010	1584	SOFTAIL FATBOY LO - FLSTFB	DCPR7E	3932	DCPR7EIX	6046	.040"
2011-2009	1584	SOFTAIL HERITAGE CLASSIC - FLSTC/I	DCPR7E	3932	DCPR7EIX	6046	.040"
2010-2008	1584	SOFTAIL ROCKER - FXCW	DCPR7E	3932	DCPR7EIX	6046	.040"
2011-2009	1584	STREET BOB - FXDBI	DCPR7E	3932	DCPR7EIX	6046	.040"
2011-2009	1584	STREET GLIDE - FLHX	DCPR7E	3932	DCPR7EIX	6046	.040"
2011-2009	1584	SUPER GLIDE CUSTOM - FXDC/I	DCPR7E	3932	DCPR7EIX	6046	.040"
2010	1584	TOURING ROAD GLIDE CUSTOM - FLTRX	DCPR7E	3932	DCPR7EIX	6046	.040"
2010-2009	1584	TOURING TRI GLIDE ULTRA CLASSIC - FLHTCUTG	DCPR7E	3932	DCPR7EIX	6046	.040"
2009	1573	ELECTRA GLIDE ULTRA CLASSIC - FLHTCU/I	DCPR7E	3932	DCPR7EIX	6046	.040"
2006-2005	1450	DYNA SUPER GLIDE SPORT - FXDX	DCPR7E	3932	DCPR7EIX	6046	.040"
2007-1998	1450	FL	DCPR7E	3932	DCPR7EIX	6046	.040"
2007-1998	1450	FX - TC88	DCPR7E	3932	DCPR7EIX	6046	.040"
2006-2005	1450	SOFTAIL NIGHT TRAIN - FXSTBI	DCPR7E	3932	DCPR7EIX	6046	.040"
2005	1450	SOFTAIL SPRINGER - FXSTSI	DCPR7E	3932	DCPR7EIX	6046	.040"
2006	1432	DYNA 35TH ANNIVERSARY - FXDI35	DCPR7E	3932	DCPR7EIX	6046	.040"
2006-2005	1432	DYNA LOW RIDER - FXDL	DCPR7E	3932	DCPR7EIX	6046	.040"
2006	1432	DYNA STREET BOB - FXDVI	DCPR7E	3932	DCPR7EIX	6046	.040"
2006-2005	1432	DYNA SUPER GLIDE - FXD	DCPR7E	3932	DCPR7EIX	6046	.040"
2006-2005	1432	DYNA WIDE GLIDE - FXDWG	DCPR7E	3932	DCPR7EIX	6046	.040"
2006-2005	1432	SOFTAIL DELUXE - FLSTN	DCPR7E	3932	DCPR7EIX	6046	.040"
2006-2005	1432	SOFTAIL DEUCE - FXSTD	DCPR7E	3932	DCPR7EIX	6046	.040"
2006-2005	1432	SOFTAIL FATBOY - FLSTF	DCPR7E	3932	DCPR7EIX	6046	.040"
2006-2005	1432	SOFTAIL HERITAGE - FLST	DCPR7E	3932	DCPR7EIX	6046	.040"
2006-2005	1432	SOFTAIL NIGHT TRAIN - FXSTB	DCPR7E	3932	DCPR7EIX	6046	.040"
2006-2005	1432	SOFTAIL SCREAMIN EAGLE FATBOY - FLSTFSE	DCPR7E	3932	DCPR7EIX	6046	.040"
2006-2005	1432	SOFTAIL SPRINGER	DCPR7E	3932	DCPR7EIX	6046	.040"
2006-2005	1432	SOFTAIL STANDARD - FXST	DCPR7E	3932	DCPR7EIX	6046	.040"
2006-2005	1432	TOURING ELECTRA GLIDE - FLHT	DCPR7E	3932	DCPR7EIX	6046	.040"
2006-2005	1432	TOURING ROAD GLIDE - FLTR	DCPR7E	3932	DCPR7EIX	6046	.040"
2006-2005	1432	TOURING ROAD KING - FLHR	DCPR7E	3932	DCPR7EIX	6046	.040"
2006	1432	TOURING STREET GLIDE - FLHX	DCPR7E	3932	DCPR7EIX	6046	.040"
2006-2005	1432	TOURING ULTRA CLASSIC ELECTRA GLIDE - FLHTCU	DCPR7E	3932	DCPR7EIX	6046	.040"
1984-1978	1340	FL SHOVEL HEAD	BPR5ES-11	7634	BPR5EIX-11	2115	.040"



Denotes Original Equipment

^ Available in Blister Pack (see page 6)

Note: Due to different operating or engine conditions an alternate heat range plug maybe required.

MAKE/YR	ENGINE	MODEL NOTES	REGULAR PLUG	STK#	PREMIUM PLUG	STK#	GAP
HARLEY-DAVIDSON Cont'd							
2000-1984	1340	FL V-2 EVOLUTION	BPR5ES-11	7634	BPR5EIX-11	2115	.040"
1984-1978	1340	FX SHOVEL HEAD	BPR5ES-11	7634	BPR5EIX-11	2115	.040"
2000-1984	1340	FX V-2 EVOLUTION	BPR5ES-11	7634	BPR5EIX-11	2115	.040"
2011-2009	1250	NIGHT ROD SPECIAL - VRSCDX	DCPR8E SLD	4179	DCPR8EIX	6546	.040"
2010-2009	1250	V-ROD - VRSCAW	DCPR8E SLD	4179	DCPR8EIX	6546	.040"
2014-2009	1250	V-ROD MUSCLE - VRSCF	DCPR8E SLD	4179	DCPR8EIX	6546	.040"
2016-2015	1247cc 76.1ci REVOLUTION	NIGHT ROD SPECIAL - VRSC	DCPR8E SLD	4179	DCPR8EIX	6546	.040"
2014-2013	1247cc 76.1ci REVOLUTION	V-ROD NIGHT ROD - VRSCDX	DCPR7E	3932	DCPR7EIX	6046	.040"
2016-2015	1247cc 76.1ci REVOLUTION	V-ROD MUSCLE - VRSCF	DCPR8E SLD	4179	DCPR8EIX	6546	.040"
2006-2005	1223	V-ROD SCREAMIN EAGLE - VRSCF	DCPR8E SLD	4179	DCPR8EIX	6546	.040"
2007	1202cc 73.4 ci EVOLUTION	SPORTSTER 50TH ANNIVERSARY - XL50	DCPR7E	3932	DCPR7EIX	6046	.040"
2016-2007	1202cc 73.4 ci EVOLUTION	SPORTSTER 1200 CUSTOM - XL1200C	DCPR7E	3932	DCPR7EIX	6046	.040"
2011-2007	1202cc 73.4 ci EVOLUTION	SPORTSTER 1200 LOW - XL1200L	DCPR7E	3932	DCPR7EIX	6046	.040"
2011-2007	1202cc 73.4 ci EVOLUTION	SPORTSTER 1200 NIGHTSTER - XL1200N	DCPR7E	3932	DCPR7EIX	6046	.040"
2008-2007	1202cc 73.4 ci EVOLUTION	SPORTSTER 1200 ROADSTER - XL1200R	DCPR7E	3932	DCPR7EIX	6046	.040"
2016-2010	1202cc 73.4 ci EVOLUTION	SPORTSTER FORTY-EIGHT - XL1200X	DCPR7E	3932	DCPR7EIX	6046	.040"
2014-2013	1202cc 73.4 ci EVOLUTION	SPORTSTER IRON 883 - XL883N	DCPR7E	3932	DCPR7EIX	6046	.040"
2016	1202cc 73.4 ci EVOLUTION	SPORTSTER ROADSTER - XL1200CX	DCPR7E	3932	DCPR7EIX	6046	.040"
2016-2013	1202cc 73.4 ci EVOLUTION	SPORTSTER SEVENTY TWO - XL1200V	DCPR7E	3932	DCPR7EIX	6046	.040"
2016-2013	1202cc 73.4 ci EVOLUTION	SPORTSTER SUPERLOW, 1200T - XL1200T	DCPR7E	3932	DCPR7EIX	6046	.040"
2011-2009	1202cc 73.4 ci EVOLUTION	SPORTSTER XR1200 - XR1200	DCPR7E	3932	DCPR7EIX	6046	.040"
2011-2010	1202cc 73.4 ci EVOLUTION	XL FORTY-EIGHT - XL1200X	DCPR7E	3932	DCPR7EIX	6046	.040"
2009-1986	73.4 CI EVOLUTION	XL V-2 EVOLUTION	DCPR7E	3932	DCPR7EIX	6046	.040"
1965-1948	1200	FL PANHEAD	R5670-5	2298	---	---	.030"
1981-1975	1200	FL SHOVEL HEAD	BPR5ES-11	7634	BPR5EIX-11	2115	.040"
1974-1966	1200	FL SHOVEL HEAD	R5670-5	2298	---	---	.030"
1965-1948	1200	FX PANHEAD	R5670-5	2298	---	---	.030"
1981-1975	1200	FX SHOVEL HEAD	BPR5ES-11	7634	BPR5EIX-11	2115	.040"
1974-1966	1200	FX SHOVEL HEAD	R5670-5	2298	---	---	.030"
2006-2005	1168	SPORTSTER 1200 CUSTOM, ROADSTER - XL1200	DCPR7E	3932	DCPR7EIX	6046	.040"
2010-2005	1130	V-ROD - VRSC	DCPR8E SLD	4179	DCPR8EIX	6546	.040"
1987-1986	1100	XL	DCPR7E	3932	DCPR7EIX	6046	.040"
1985-1979	1000	XL	BPR6HS-10	2633	---	---	.040"
1978-1971	1000	XL	B-6L	3212	---	---	.040"
1985-1983	1000	XR	BPR6ES-11	7133	BPR6EIX-11	3903	.040"
2010-2009	1000	XR1200	DCPR7E	3932	DCPR7EIX	6046	.040"
1971-1954	900	KH	B-6L	3212	---	---	.040"
1971-1954	900	XL	B-6L	3212	---	---	.040"
2004-1985	883cc 53.9ci EVOLUTION	SPORTSTER - XL883	DCPR7E	3932	DCPR7EIX	6046	.040"
2010-2005	883cc 53.9ci EVOLUTION	SPORTSTER 883 CUSTOM - XL883C	DCPR7E	3932	DCPR7EIX	6046	.040"
2010-2009	883cc 53.9ci EVOLUTION	SPORTSTER 883 LOW - XL883L	DCPR7E	3932	DCPR7EIX	6046	.040"
2016-2010	883cc 53.9ci EVOLUTION	SPORTSTER IRON 883 - XL883N	DCPR7E	3932	DCPR7EIX	6046	.040"
2016-2011	883cc 53.9ci EVOLUTION	SPORTSTER SUPERLOW - XL883L	DCPR7E	3932	DCPR7EIX	6046	.040"
2009-2005	871	SPORTSTER - XL883	DCPR7E	3932	DCPR7EIX	6046	.040"
2016-2015	753cc 46ci REVOLUTION X	STREET 750 - XG750	CR9E	6263	CR9EIX	3521	.032"
2016-2015	491cc 30ci REVOLUTION X	STREET 500 - XG500	CR9E	6263	CR9EIX	3521	.032"
1974-1973	350	ALL MODELS	B8ES	2411	BR8EIX	5044	.020"
	250	MX250	B10ES	7928	BR10EIX	6801	.025"
	250	SS250	B9ES	2611	BR9EIX	3981	.020"
	250	SX250	B8ES	2411	BR8EIX	5044	.020"
	175	SS175	B9ES	2611	BR9EIX	3981	.020"
	175	SX175	B9ES	2611	BR9EIX	3981	.020"
	125	M125	BP5ES	7832	BPR5EIX	6597	.025"
	125	ML	BP5ES	7832	BPR5EIX	6597	.025"
	125	MLS	BP5ES	7832	BPR5EIX	6597	.025"
	125	RAPIDO	BP5ES	7832	BPR5EIX	6597	.025"

Motorcycle

Denotes Original Equipment

^ Available in Blister Pack (see page 6)

Note: Due to different operating or engine conditions an alternate heat range plug maybe required.

MAKE/YR	ENGINE	MODEL NOTES	REGULAR PLUG	STK#	PREMIUM PLUG	STK#	GAP
HARLEY-DAVIDSON Cont'd							
	125	SS125	B9ES	2611	BR9EIX	3981	.020"
	125	SX125	B7ES	1111	BR7EIX	6664	.020"
	125	SXT125	B9ES	2611	BR9EIX	3981	.020"
	100	BAJA MSR	B8ES	2411	BR8EIX	5044	.020"
	100	SR-100	B8ES	2411	BR8EIX	5044	.020"
	90	X90	BP5ES	7832	BPR5EIX	6597	.025"
	90	XZ90	BP5ES	7832	BPR5EIX	6597	.025"
	80	80 DS	B7HS	5110	BR7HIX	7067	.024"
	65	M65	BP5ES	7832	BPR5EIX	6597	.025"
	65	M65S	BP5ES	7832	BPR5EIX	6597	.025"
	65	MC65	BP5ES	7832	BPR5EIX	6597	.025"
	50	M50	B8ES	2411	BR8EIX	5044	.020"
	50	M50S	B8ES	2411	BR8EIX	5044	.020"
HERCULES							
		ALL MODELS	B5HS	4210	---	---	.025"
HODAKA							
	250	250 ED	B9ES	2611	BR9EIX	3981	.024"
	250	250 SL	B8ES	2411	BR8EIX	5044	.024"
	175	175 SL	B8ES	2411	BR8EIX	5044	.024"
	125	COMBAT WOMBAT	B9HS	5810	BR9HIX	5687	.024"
	125	SUPER WOMBAT	B9HS	5810	BR9HIX	5687	.024"
	125	WOMBAT	B7HS	5110	BR7HIX	7067	.024"
	100	ACE 100	B8S	3810	---	---	.024"
	100	DIRT SQUIRT 1/2" REACH	B8HS	5510	BR8HIX	7001	.024"
	100	DIRT SQUIRT 3/8" REACH	B8S	3810	---	---	.024"
	100	ROAD TOAD	B8HS	5510	BR8HIX	7001	.024"
	100	SUPER RAT/93	B10HS	2399	BR10HIX	6692	.020"
	100	SUPER RAT/98	B9HS	5810	BR9HIX	5687	.024"
	90	ACE 90	B7S	3710	---	---	.024"
HONDA							
2016-2001	1800	GL1800 A, B, C - GOLD WING	BKR5E-11 #	6953	BKR5EIX-11	5464	.044"
2005-2004	1800	NRX1800 - VALKYRIE RUNE	BKR5E-11 #	6953	BKR5EIX-11	5464	.044"
2004-2002	1800	VTX1800C	---	---	IFR5L11	6502	.044"
2007-2005	1800	VTX1800C	---	---	IFR5L11	6502	.044"
2008-2005	1800	VTX1800F	---	---	IFR5L11	6502	.044"
2009-2004	1800	VTX1800N	---	---	IFR5L11	6502	.044"
2007-2002	1800	VTX1800R/S	---	---	IFR5L11	6502	.044"
2008-2007	1800	VTX1800T	---	---	IFR5L11	6502	.044"
1990-1988	1500	GL1500 - GOLD WING	DPR7EA-9 # ^	5129	DPR7EIX-9	7803	.036"
2000-1991	1500	GL1500A - GOLD WING	DPR7EA-9 # ^	5129	DPR7EIX-9	7803	.036"
2000-1997	1500	GL1500C - VALKRYIE	DPR7EA-9 # ^	5129	DPR7EIX-9	7803	.036"
2003-2001	1500	GL1500CD - VALKRYIE	DPR7EA-9 # ^	5129	DPR7EIX-9	7803	.036"
2001-1999	1500	GL1500CF - VALKRYIE INTERSTATE	DPR7EA-9 # ^	5129	DPR7EIX-9	7803	.036"
2000-1997	1500	GL1500CT - VALKRYIE TOURER	DPR7EA-9 # ^	5129	DPR7EIX-9	7803	.036"
1996-1991	1500	GL1500I - GOLD WING INTERSTATE	DPR7EA-9 # ^	5129	DPR7EIX-9	7803	.036"
2000-1990	1500	GL1500SE - GOLD WING	DPR7EA-9 # ^	5129	DPR7EIX-9	7803	.036"
2003	1300	FRJ1300	CR8E ^	1275	CR8EIX	4218	.032"
2016-2003	1300	ST1300, A, P, PA	CR7EH-9 #	3486	---	---	.036"
2011-2010	1300	VT1300	DCPR6E # ^	3481	DCPR6EIX	8196	.036"
2016-2013	1300	VT1300CR	DCPR6E # ^	3481	DCPR6EIX	8196	.036"
2016-2013	1300	VT1300CRA	DCPR6E # ^	3481	DCPR6EIX	8196	.036"
2013	1300	VT1300CS	DCPR6E # ^	3481	DCPR6EIX	8196	.036"
2013	1300	VT1300CSA	DCPR6E # ^	3481	DCPR6EIX	8196	.036"
2015-2013	1300	VT1300CT	DCPR6E # ^	3481	DCPR6EIX	8196	.036"
2015-2013	1300	VT1300CTA	DCPR6E # ^	3481	DCPR6EIX	8196	.036"
2016-2013	1300	VT1300CX	DCPR6E # ^	3481	DCPR6EIX	8196	.036"



Denotes Original Equipment
 ^ Available in Blister Pack (see page 6)

Note: Due to different operating or engine conditions an alternate heat range plug maybe required.

MAKE/YR	ENGINE	MODEL NOTES	REGULAR PLUG	STK#	PREMIUM PLUG	STK#	GAP
HONDA Cont'd							
2016-2013	1300	VT1300CXA	DCPR6E # ^	3481	DCPR6EIX	8196	.036"
2011-2010	1300	VT13CX FURY	DCPR6E # ^	3481	DCPR6EIX	8196	.036"
2009-2004	1300	VTX1300C	DCPR6E # ^	3481	DCPR6EIX	8196	.036"
2010	1300	VTX1300CX	DCPR6E # ^	3481	DCPR6EIX	8196	.036"
2009-2005	1300	VTX1300R	DCPR6E # ^	3481	DCPR6EIX	8196	.036"
2007-2003	1300	VTX1300S	DCPR6E # ^	3481	DCPR6EIX	8196	.036"
2009-2008	1300	VTX1300T	DCPR6E # ^	3481	DCPR6EIX	8196	.036"
1984	1200	GL1200 - GOLD WING	DPR8EA-9 # ^	4929	DPR8EIX-9	2202	.036"
1987-1984	1200	GL1200A - GOLD WING	DPR8EA-9 # ^	4929	DPR8EIX-9	2202	.036"
1987-1984	1200	GL1200I - GOLD WING	DPR8EA-9 # ^	4929	DPR8EIX-9	2202	.036"
1985	1200	GL1200L - GOLD WING	DPR8EA-9 # ^	4929	DPR8EIX-9	2202	.036"
1986	1200	GL1200SEI - GOLD WING	DPR8EA-9 # ^	4929	DPR8EIX-9	2202	.036"
2014-2010	1200	VFR1200F, FD	---	---	IMR9E-9HES	7556	.036"
2016	1200	VFR1200X, XD	---	---	IMR8E-9HES #	95397	.036"
2014-2013	1100	CB1100/A	LMAR8A-9S #	6817	---	---	.036"
1983	1100	CB1100F	DR8ES	5423	DR8EIX	6681	.028"
2000-1997	1100	CBR1100XX	---	---	CR9EHIX-9 #	6216	.036"
2002-2001	1100	CBR1100XX	---	---	IMR9A-9H #	6966	.036"
2003	1100	CBR1100XX	---	---	IMR9C-9H #	6777	.036"
1980	1100	GL1100 - GOLD WING	D8EA	2120	DR8EIX	6681	.028"
1981	1100	GL1100 - GOLD WING	DR8ES-L	2923	DR8EIX	6681	.028"
1983-1982	1100	GL1100 - GOLD WING	DPR8EA-9 # ^	4929	DPR8EIX-9	2202	.036"
1983-1982	1100	GL1100A - GOLD WING	DPR8EA-9 # ^	4929	DPR8EIX-9	2202	.036"
1983-1982	1100	GL1100I - GOLD WING	DPR8EA-9 # ^	4929	DPR8EIX-9	2202	.036"
2002-1991	1100	ST1100	CR8EH-9 #	5666	CR8EHIX-9	3797	.036"
2002-1992	1100	ST1100A	CR8EH-9 #	5666	CR8EHIX-9	3797	.036"
1986-1983	1100	VF1100C	DPR8EA-9 # ^	4929	DPR8EIX-9	2202	.036"
1985-1984	1100	VF1100S	DPR8EA-9 # ^	4929	DPR8EIX-9	2202	.036"
2007-1987	1100	VT1100C - SHADOW SPIRIT	DPR7EA-9 # ^	5129	DPR7EIX-9	7803	.036"
2007-1995	1100	VT1100C2 - SHADOW SABRE	DPR7EA-9 # ^	5129	DPR7EIX-9	7803	.036"
1999-1998	1100	VT1100C2 - SHADOW-AMERICAN CLASSIC EDITION	DPR7EA-9 # ^	5129	DPR7EIX-9	7803	.036"
1998	1100	VT1100C2-2 - SHADOW-AMERICAN CLASSIC EDITION	DPR7EA-9 # ^	5129	DPR7EIX-9	7803	.036"
2002-1998	1100	VT1100C3	DPR7EA-9 # ^	5129	DPR7EIX-9	7803	.036"
1999	1100	VT1100D2 - SHADOW-AMERICAN CLASSIC EDITION	DPR7EA-9 # ^	5129	DPR7EIX-9	7803	.036"
2001-1998	1100	VT1100T	DPR7EA-9 # ^	5129	DPR7EIX-9	7803	.036"
1981-1979	1050	CBX	D8EA	2120	DR8EIX	6681	.028"
1982	1050	CBX	DR8ES-L	2923	DR8EIX	6681	.028"
1995-1994	1000	CB1000	DPR9EA-9 #	5329	DPR9EIX-9	5545	.036"
1983	1000	CB1000C	DR8ES	5423	DR8EIX	6681	.028"
2016-2011	1000	CB1000R	---	---	IMR9E-9HES #	7556	.036"
1988-1987	1000	CBR1000F	DPR9EA-9 #	5329	DPR9EIX-9	5545	.036"
1996-1990	1000	CBR1000F	DPR9EA-9 #	5329	DPR9EIX-9	5545	.036"
2016-2009	1000	CBR1000RA	---	---	IMR9E-9HES #	7556	.036"
2007-2004	1000	CBR1000RR	---	---	IMR9C-9HES #	5766	.036"
2016-2008	1000	CBR1000RR	---	---	IMR9E-9HES #	7556	.036"
2005	1000	CBR1000RR/R - REPSOL EDITION	---	---	IMR9C-9HES #	5766	.036"
2007	1000	CBR1000RR/R - REPSOL EDITION	---	---	IMR9C-9HES #	5766	.036"
2016-2015	1000	CBR1000S	---	---	IMR9E-9HES #	7556	.036"
2003	1000	FZS1000R	CR9E	6263	CR9EIX	3521	.030"
2003	1000	FZS1000RC	CR9E	6263	CR9EIX	3521	.030"
2003	1000	FZS1000SR	CR9E	6263	CR9EIX	3521	.030"
2003	1000	FZS1000SRC	CR9E	6263	CR9EIX	3521	.030"
1979-1975	1000	GL1000 - GOLD WING	D8EA	2120	DR8EIX	6681	.028"
1976	1000	GL1000LTD - GOLD WING	D8EA	2120	DR8EIX	6681	.028"

Motorcycle

Denotes Original Equipment

^ Available in Blister Pack (see page 6)

Note: Due to different operating or engine conditions an alternate heat range plug maybe required.

MAKE/YR	ENGINE	MODEL NOTES	REGULAR PLUG	STK#	PREMIUM PLUG	STK#	GAP
HONDA Cont'd							
2001-2000	1000	RVT1000R - RC51	---	---	FR9BI-11	4709	.044"
2006-2002	1000	RVT1000R - RC51	---	---	IFR9H11 #	6588	.044"
1984	1000	VF1000F	DPR8EA-9 # ^	4929	DPR8EIX-9	2202	.036"
1986-1985	1000	VF1000R	DPR9EA-9 #	5329	DPR9EIX-9	5545	.036"
2005-1998	1000	VTR1000F - SUPER HAWK	---	---	DPR9EIX-9	5545	.036"
2003-2002	954	CBR954RR	---	---	IMR9C-9H	6777	.036"
2001-2000	929	CBR929RR	CR8EH-9	5666	CR8EHIX-9	3797	.036"
2007-2002	919	CB900F	CR8EH-9 #	5666	CR8EHIX-9	3797	.036"
1981-1980	900	CB900C	D9EA	2420	DR9EIX	4772	.028"
1982	900	CB900C	DR8ES	5423	DR8EIX	6681	.028"
1981	900	CB900F	D9EA	2420	DR9EIX	4772	.028"
1982	900	CB900F	DR8ES	5423	DR8EIX	6681	.028"
1999-1993	900	CBR900RR	CR8EH-9 #	5666	CR8EHIX-9	3797	.036"
2003-2000	900	CBR900RR	---	---	IMR9C-9H	6777	.036"
1998-1989	800	PC800	DPR7EA-9 # ^	5129	DPR7EIX-9	7803	.036"
2009-2002	800	VFR800, VFR800A - INTERCEPTOR	---	---	IMR9B-9H #	4888	.036"
2015	800	VFR800F, FD	---	---	IMR9D-9H #	6544	.036"
2001-1998	800	VFR800FI - INTERCEPTOR	CR8EH-9 #	5666	CR8EHIX-9	3797	.036"
1988	800	VT800C	DPR7EA-9 # ^	5129	DPR7EIX-9	7803	.036"
1976-1969	750	CB750	D8EA	2120	DR8EIX	6681	.028"
2003-1991	750	CB750 - NIGHTHAWK	DPR8EA-9 # ^	4929	DPR8EIX-9	2202	.036"
1978-1976	750	CB750A	D8EA	2120	DR8EIX	6681	.028"
1981-1980	750	CB750C	D8EA	2120	DR8EIX	6681	.028"
1982	750	CB750C	DR8ES-L	2923	DR8EIX	6681	.028"
1981-1975	750	CB750F	D8EA	2120	DR8EIX	6681	.028"
1982	750	CB750F	DR8ES-L	2923	DR8EIX	6681	.028"
1981-1977	750	CB750K	D8EA	2120	DR8EIX	6681	.028"
1982	750	CB750K	DR8ES-L	2923	DR8EIX	6681	.028"
1979	750	CB750L	D8EA	2120	DR8EIX	6681	.028"
1983-1982	750	CB750SC	DR8ES-L	2923	DR8EIX	6681	.028"
1994	750	RVF750R	---	---	CR9EHIX-9 #	6216	.036"
1983-1982	750	VF750C	DPR8EA-9 # ^	4929	DPR8EIX-9	2202	.036"
1988	750	VF750C	DPR8EA-9 # ^	4929	DPR8EIX-9	2202	.036"
2003-1994	750	VF750C - MAGNA	CR8EH-9 #	5666	CR8EHIX-9	3797	.036"
1997-1995	750	VF750CD	CR8EH-9 #	5666	CR8EHIX-9	3797	.036"
2000-1998	750	VF750CD	DPR8EA-9 # ^	4929	DPR8EIX-9	2202	.036"
1984-1983	750	VF750F	DPR8EA-9 # ^	4929	DPR8EIX-9	2202	.036"
1983-1982	750	VF750S	DPR8EA-9 # ^	4929	DPR8EIX-9	2202	.036"
1986	750	VFR750F	DPR9EA-9 #	5329	DPR9EIX-9	5545	.036"
1997-1990	750	VFR750F	CR8EH-9 #	5666	CR8EHIX-9	3797	.036"
1990	750	VFR750R - RC30	CR8EH-9 #	5666	CR8EHIX-9	3797	.036"
1983	750	VT750C - SHADOW	DPR8EA-9 # ^	4929	DPR8EIX-9	2202	.036"
2009-1998	750	VT750C - SHADOW	DPR6EA-9 ^	5531	---	---	.036"
2016-2013	750	VT750C	DPR7EA-9 # ^	5129	DPR7EIX-9	7803	.036"
2009-2007	750	VT750C2 - SHADOW SPIRIT	DPR6EA-9 # ^	5531	---	---	.036"
2013	750	VT750C2	DPR7EA-9 # ^	5129	DPR7EIX-9	7803	.036"
2016-2010	750	VT750C2B - SHADOW PHANTOM	DPR7EA-9 # ^	5129	DPR7EIX-9	7803	.036"
2013	750	VT750C2F	DPR7EA-9 # ^	5129	DPR7EIX-9	7803	.036"
2009-2004	750	VT750CA - SHADOW AERO	DPR6EA-9 ^	5531	---	---	.036"
2013	750	VT750CA	DPR7EA-9 # ^	5129	DPR7EIX-9	7803	.036"
2003-1998	750	VT750CD - SHADOW	DPR8EA-9 # ^	4929	DPR8EIX-9	2202	.036"
2001-2000	750	VT750CD2 - SHADOW	DPR8EA-9 # ^	4929	DPR8EIX-9	2202	.036"
2016-2013	750	VT750CS/C2S	DPR7EA-9 # ^	5129	DPR7EIX-9	7803	.036"
2007-2001	750	VT750DC - SHADOW SPIRIT	DPR8EA-9 # ^	4929	DPR8EIX-9	2202	.036"
2013-2010	750	VT750RS/S - SHADOW RS	DPR7EA-9 # ^	5129	DPR7EIX-9	7803	.036"
1986-1984	700	CB700SC	DPR8EA-9 # ^	4929	DPR8EIX-9	2202	.036"



Denotes Original Equipment
 ^ Available in Blister Pack (see page 6)

Note: Due to different operating or engine conditions an alternate heat range plug maybe required.

MAKE/YR	ENGINE	MODEL NOTES	REGULAR PLUG	STK#	PREMIUM PLUG	STK#	GAP
HONDA Cont'd							
2016-2014	700	CTX700 D, N, ND	---	---	IFR6G-11K #	1314	.044"
2016-2013	700	NC700 JD, X, XD	---	---	IFR6G-11K #	1314	.044"
2009	700	NSA700	---	---	SIMR8A9 #	91064	.036"
2011-2010	700	NT700V	CPR8EA-9 #	2306	CPR8EAIX-9	95134	.036"
1987-1984	700	VF700C	DPR8EA-9 # ^	4929	DPR8EIX-9	2202	.036"
1985-1984	700	VF700F	DPR8EA-9 # ^	4929	DPR8EIX-9	2202	.036"
1985-1984	700	VF700S	DPR8EA-9 # ^	4929	DPR8EIX-9	2202	.036"
1986	700	VFR700F	DPR9EA-9 #	5329	DPR9EIX-9	5545	.036"
1987-1986	700	VFR700F2	DPR9EA-9 #	5329	DPR9EIX-9	5545	.036"
1985-1984	700	VT700C	DPR8EA-9 # ^	4929	DPR8EIX-9	2202	.036"
1987-1986	700	VT700C	DPR7EA-9 # ^	5129	DPR7EIX-9	7803	.036"
1981-1979	650	CB650	D8EA	2120	DR8EIX	6681	.028"
1982	650	CB650	DR8ES-L	2923	DR8EIX	6681	.028"
1981-1980	650	CB650C	D8EA	2120	DR8EIX	6681	.028"
1982	650	CB650SC	DR8ES-L	2923	DR8EIX	6681	.028"
1985-1983	650	CB650SC	DPR8EA-9 # ^	4929	DPR8EIX-9	2202	.036"
2016-2015	650	CBR650F, FA	CR9EH-9 #	7502	CR9EHIX-9	6216	.036"
1983	650	CX650C	DPR8EA-9 # ^	4929	DPR8EIX-9	2202	.036"
1983	650	CX650T	DPR8EA-9 # ^	4929	DPR8EIX-9	2202	.036"
1983	650	GL650	DPR8EA-9 # ^	4929	DPR8EIX-9	2202	.036"
1983	650	GL650I	DPR8EA-9 # ^	4929	DPR8EIX-9	2202	.036"
1991-1988	650	NT650	DPR8EA-9 # ^	4929	DPR8EIX-9	2202	.036"
1989-1988	650	NX650	DPR8EA-9 # ^	4929	DPR8EIX-9	2202	.036"
2009-1993	650	XR650L	DPR8EA-9 # ^	4929	DPR8EIX-9	2202	.036"
2016-2013	650	XR650L	DPR8EA-9 # ^	4929	DPR8EIX-9	2202	.036"
2007-2000	650	XR650R	BKR7E-11	5791	BKR7EIX-11	6988	.044"
2006-2004	600	CB600F	CR9EH-9 #	7502	CR9EHIX-9	6216	.036"
1990-1987	600	CBR600F	DPR8EA-9 # ^	4929	DPR8EIX-9	2202	.036"
1994-1991	600	CBR600F2	CR9EH-9 #	7502	CR9EHIX-9	6216	.036"
1998-1995	600	CBR600F3	CR9EH-9 #	7502	CR9EHIX-9	6216	.036"
2000-1999	600	CBR600F4	CR9EH-9 #	7502	CR9EHIX-9	6216	.036"
2006-2001	600	CBR600F4	---	---	IMR9C-9H #	6777	.036"
2004-2001	600	CBR600F4I	---	---	IMR9C-9H #	6777	.036"
2009	600	CBR600RA	---	---	IMR9E-9HES #	7556	.036"
2016-2013	600	CBR600RA	---	---	IMR9C-9H	6777	.036"
2004-2003	600	CBR600RR - 4 PLUGS NEEDED	---	---	IMR9C-9HE #	6501	.036"
2008-2005	600	CBR600RR - 4 PLUGS NEEDED	---	---	IMR9C-9HES #	5766	.036"
2011-2009	600	CBR600RR	---	---	IMR9E-9HES #	7556	.036"
2016-2013	600	CBR600RR	---	---	IMR9C-9H	6777	.036"
1998	600	CBR600SE	CR9EH-9 #	7502	CR9EHIX-9	6216	.036"
1996	600	CBR600SJR	CR9EH-9 #	7502	CR9EHIX-9	6216	.036"
2013-2002	600	FSC600 - SILVER WING SCOOTER	CR8EH-9 #	5666	CR8EHIX-9	3797	.036"
1995-1985	600	SR600R	DPR8EA-9 # ^	4929	DPR8EIX-9	2202	.036"
2007-2006	600	VRF600/A - INTERCEPTOR	---	---	IMR9B-9H #	4888	.036"
1997-1988	600	VT600C - SHADOW	DPR8EA-9 # ^	4929	DPR8EIX-9	2202	.036"
2007-1999	600	VT600C - SHADOW	DPR8EA-9 # ^	4929	DPR8EIX-9	2202	.036"
2006-1993	600	VT600CD - SHADOW	DPR8EA-9 # ^	4929	DPR8EIX-9	2202	.036"
2007-2006	600	VT600CD - SHADOW DELUXE	DPR8EA-9 # ^	4929	DPR8EIX-9	2202	.036"
2000-1999	600	VT600CD2 - SHADOW	DPR8EA-9 # ^	4929	DPR8EIX-9	2202	.036"
1987-1983	600	XL600R	DPR8EA-9 # ^	4929	DPR8EIX-9	2202	.036"
1990-1989	600	XL600V	DPR8EA-9 # ^	4929	DPR8EIX-9	2202	.036"
2000-1985	600	XR600R	DPR8EA-9 # ^	4929	DPR8EIX-9	2202	.036"
1977-1975	550	CB550F	D7EA	7912	DR7EIX	5686	.028"
1978-1974	550	CB550K	D7EA	7912	DR7EIX	5686	.028"
1983	550	CB550SC	DPR8EA-9 # ^	4929	DPR8EIX-9	2202	.036"
1973-1971	500	CB500F	D7EA	7912	DR7EIX	5686	.028"

Motorcycle

Denotes Original Equipment

^ Available in Blister Pack (see page 6)

Note: Due to different operating or engine conditions an alternate heat range plug maybe required.

MAKE/YR	ENGINE	MODEL NOTES	REGULAR PLUG	STK#	PREMIUM PLUG	STK#	GAP
HONDA Cont'd							
2016-2013	500	CB500F/FA	CPR8EA-9 #	2306	CPR8EAIX-9	95134	.036"
1976-1975	500	CB500T	B8ES	2411	BR8EIX	5044	.032"
2016-2013	500	CB500X/XA	CPR8EA-9 #	2306	CPR8EAIX-9	95134	.036"
2016-2013	500	CBR500R/RA	CPR8EA-9 #	2306	CPR8EAIX-9	95134	.036"
2001-1984	500	CR500R	BR8EG	3130	BR8EIX	5044	.024"
1979-1978	500	CX500	D8EA	2120	DR8EIX	6681	.028"
1981-1979	500	CX500C	D8EA	2120	DR8EIX	6681	.028"
1982	500	CX500C	DR8ES-L	2923	DR8EIX	6681	.028"
1979	500	CX500D	D8EA	2120	DR8EIX	6681	.028"
1981-1980	500	CX500D	DR8ES-L	2923	DR8EIX	6681	.028"
1982	500	CX500TC	---	---	DPR8EIX-9	2202	.036"
1983-1982	500	FT500	DR8ES-L	2923	DR8EIX	6681	.028"
1990-1989	500	GB500	DPR8EA-9 # ^	4929	DPR8EIX-9	2202	.036"
1981	500	GL500	D8EA	2120	DR8EIX	6681	.028"
1982	500	GL500	DR8ES-L	2923	DR8EIX	6681	.028"
1981	500	GL500I	D8EA	2120	DR8EIX	6681	.028"
1982	500	GL500I	DR8ES-L	2923	DR8EIX	6681	.028"
1985-1984	500	VF500C	DPR8EA-9 # ^	4929	DPR8EIX-9	2202	.036"
1985-1984	500	VF500F	DPR8EA-9 # ^	4929	DPR8EIX-9	2202	.036"
1986	500	VF500F	DPR9EA-9 #	5329	DPR9EIX-9	5545	.036"
1986-1983	500	VT500C	DPR8EA-9 # ^	4929	DPR8EIX-9	2202	.036"
1984-1983	500	VT500FT	DPR8EA-9 # ^	4929	DPR8EIX-9	2202	.036"
1982	500	XL500R	DR8ES-L	2923	DR8EIX	6681	.028"
1981-1979	500	XL500S	D8EA	2120	DR8EIX	6681	.028"
1980-1979	500	XR500	D8EA	2120	DR8EIX	6681	.028"
1981	500	XR500R	D8EA	2120	DR8EIX	6681	.028"
1982	500	XR500R	DR8ES-L	2923	DR8EIX	6681	.028"
1984-1983	500	XR500R	DPR8EA-9 # ^	4929	DPR8EIX-9	2202	.036"
1983-1982	480	CR480R	BR8EG	3130	BR8EIX	5044	.024"
1974-1965	450	CB450	B8ES	2411	BR8EIX	5044	.032"
1982	450	CB450SC	DR8ES-L	2923	DR8EIX	6681	.028"
1986-1983	450	CB450SC	DPR8EA-9 # ^	4929	DPR8EIX-9	2202	.036"
1982	450	CB450T	DR8ES-L	2923	DR8EIX	6681	.028"
1974-1968	450	CL450	B8ES	2411	BR8EIX	5044	.032"
1982	450	CM450A	DR8ES-L	2923	DR8EIX	6681	.028"
1983	450	CM450A	DPR8EA-9 # ^	4929	DPR8EIX-9	2202	.036"
1982	450	CM450C	DR8ES-L	2923	DR8EIX	6681	.028"
1982	450	CM450E	DR8ES-L	2923	DR8EIX	6681	.028"
1983	450	CM450E	DPR8EA-9 # ^	4929	DPR8EIX-9	2202	.036"
1987-1986	450	CMX450C	DPR8EA-9 # ^	4929	DPR8EIX-9	2202	.036"
1981	450	CR450R	B8ES	2411	BR8EIX	5044	.024"
2008-2002	450	CRF450R	---	---	IFR8H11 #	5068	.044"
2016-2009	450	CRF450R	---	---	SILMAR9A9S	6213	.036"
2009-2005	450	CRF450X	---	---	IFR8H11 #	5068	.044"
2016-2012	450	CRF450X	---	---	IFR8H11 #	5068	.044"
1978	400	CB400A	D8EA	2120	DR8EIX	6681	.028"
1977-1975	400	CB400F	D8EA	2120	DR8EIX	6681	.028"
1990-1989	400	CB400F CB-1	CR8EH-9 #	5666	CR8EHIX-9	3797	.036"
1981-1980	400	CB400T	D8EA	2120	DR8EIX	6681	.028"
1979-1978	400	CB400TI	D8EA	2120	DR8EIX	6681	.028"
1979-1978	400	CB400TII	D8EA	2120	DR8EIX	6681	.028"
1981-1979	400	CM400A	D8EA	2120	DR8EIX	6681	.028"
1981	400	CM400C	D8EA	2120	DR8EIX	6681	.028"
1981-1980	400	CM400E	D8EA	2120	DR8EIX	6681	.028"
1981-1979	400	CM400T	D8EA	2120	DR8EIX	6681	.028"
2004-1996	400	XR400R	DPR8Z	4730	---	---	.028"



Denotes Original Equipment
 ^ Available in Blister Pack (see page 6)

Note: Due to different operating or engine conditions an alternate heat range plug maybe required.

MAKE/YR	ENGINE	MODEL NOTES	REGULAR PLUG	STK#	PREMIUM PLUG	STK#	GAP
HONDA Cont'd							
1974	360	CB360	B8ES	2411	BR8EIX	5044	.032"
1974	360	CB360G	B8ES	2411	BR8EIX	5044	.032"
1976-1975	360	CB360T	B8ES	2411	BR8EIX	5044	.032"
1977-1976	360	CJ360T	B8ES	2411	BR8EIX	5044	.032"
1975-1974	360	CL360	B8ES	2411	BR8EIX	5044	.032"
1972-1968	350	CB350	B8ES	2411	BR8EIX	5044	.028"
1974-1972	350	CB350F	D8EA	2120	DR8EIX	6681	.028"
1973	350	CB350G	B8ES	2411	BR8EIX	5044	.028"
1973-1968	350	CL350	B8ES	2411	BR8EIX	5044	.028"
1973-1969	350	SL350	B8ES	2411	BR8EIX	5044	.028"
1978-1974	350	XL350	D8EA	2120	DR8EIX	6681	.028"
1985-1984	350	XL350R	DPR8EA-9 # ^	4929	DPR8EIX-9	2202	.036"
1985-1983	350	XR350R	DPR8EA-9 # ^	4929	DPR8EIX-9	2202	.036"
1969-1962	305	CA77	D8HA	7112	---	---	.028"
1968-1962	305	CB77	D8HA	7112	---	---	.028"
1968-1965	305	CL77	D8HA	7112	---	---	.028"
2016-2015	300	CB300F	---	---	SIMR8A9 #	91064	.036"
2016-2015	300	CBR300R, RA	---	---	SIMR8A9 #	91064	.036"
2015	300	NSS300, A - FORZA	LMAR8A-9 #	4313	---	---	.036"
1966-1962	250	CA72	D8HA	7112	---	---	.028"
2008-1991	250	CB250 - NIGHTHAWK	CR6HSA	2983	CR6HIX	7274	.028"
1966-1962	250	CB72	D8HA	7112	---	---	.028"
2013-2011	250	CBR250R/RA	---	---	SIMR8A9 #	91064	.036"
1984	250	CH250	DPR7EA-9 # ^	5129	DPR7EIX-9	7803	.036"
1990-1985	250	CH250	DPR5EA-9	2887	---	---	.036"
1965-1962	250	CL72	D8HA	7112	---	---	.028"
1983-1982	250	CM250C	CR7HS	7223	CR7HIX	7544	.028"
1987-1985	250	CMX250C - REBEL	CR6HS	7023	CR6HIX	7274	.028"
2009-1996	250	CMX250C - REBEL	CR6HSA	2983	CR6HIX	7274	.028"
2013	250	CMX250C	CR5HSA #	7840	CR5HIX	7120	.028"
2000-1999	250	CMX250C2	CR6HSA	2983	CR6HIX	7274	.028"
1986	250	CMX250CD	CR6HS	7023	CR6HIX	7274	.028"
2016-2015	250	CMX250X	CR5HSA #	7840	CR5HIX	7120	.028"
2007-1986	250	CN250 - HELIX	DPR6EA-9 ^	5531	---	---	.036"
1976-1973	250	CR250M	B9ES	2611	BR9EIX	3981	.024"
1981-1978	250	CR250R	B9ES	2611	BR9EIX	3981	.024"
1986-1982	250	CR250R	BR8EG	3130	BR8EIX	5044	.024"
1988-1987	250	CR250R	BR9EG	3230	BR9EIX	3981	.024"
2004-1989	250	CR250R	BR8EG	3130	BR8EIX	5044	.024"
2007-2005	250	CR250R	BR9EG-N-8	2689	---	---	.032"
2016-2013	250	CRF250L	---	---	SIMR8A9 #	91064	.036"
2004	250	CRF250R	---	---	IMR8C-9H #	3653	.036"
2009-2005	250	CRF250R	R0409B-8 #	7791	---	---	.028"
2011-2010	250	CRF250R	R0451B-8	9353	---	---	.028"
2017-2013	250	CRF250R	R0451B-8 #	9356	---	---	.028"
2009-2004	250	CRF250X	---	---	IMR8C-9H #	3653	.036"
2017-2012	250	CRF250X	---	---	IMR8C-9H #	3653	.036"
1976	250	MR250	B8ES	2411	BR8EIX	5044	.032"
1976-1974	250	MT250	B8ES	2411	BR8EIX	5044	.032"
2007-2001	250	NSS250 - REFLEX	DPR7EA-9 # ^	5129	DPR7EIX-9	7803	.036"
2007-2001	250	NSS250A/AS/S - REFLEX ABS	DPR7EA-9 # ^	5129	DPR7EIX-9	7803	.036"
1990-1988	250	NX250	CR9EH-9 #	7502	CR9EHIX-9	6216	.036"
2006-2005	250	PS250 - BIG RUCKUS	DPR7EA-9 # ^	5129	DPR7EIX-9	7803	.036"
1997-1985	250	RS250	R7282-105	4985	---	---	.024"
1976-1975	250	TL250	D7EA	7912	DR7EIX	5686	.028"
1988	250	VTR250	DPR8EA-9 # ^	4929	DPR8EIX-9	2202	.036"

Motorcycle

Denotes Original Equipment

^ Available in Blister Pack (see page 6)

Note: Due to different operating or engine conditions an alternate heat range plug maybe required.

MAKE/YR	ENGINE	MODEL NOTES	REGULAR PLUG	STK#	PREMIUM PLUG	STK#	GAP
HONDA Cont'd							
1990-1989	250	VTR250	CR8EH-9 #	5666	CR8EHIX-9	3797	.036"
1976-1972	250	XL250	D8EA	2120	DR8EIX	6681	.028"
1983-1982	250	XL250R	DR8ES-L	2923	DR8EIX	6681	.028"
1987-1984	250	XL250R	DPR9Z	4830	---	---	.028"
1981-1978	250	XL250S	D8EA	2120	DR8EIX	6681	.028"
1980-1979	250	XR250	D8EA	2120	DR8EIX	6681	.028"
1996-1991	250	XR250L	DPR8Z	4730	---	---	.028"
1981	250	XR250R	D8EA	2120	DR8EIX	6681	.028"
1983-1982	250	XR250R	DR8ES-L	2923	DR8EIX	6681	.028"
1995-1984	250	XR250R	DPR9Z	4830	---	---	.028"
2004-1996	250	XR250R	CR8EH-9 #	5666	CR8EHIX-9	3797	.036"
2009-2003	230	CRF230F	DPR8EA-9 # ^	4929	DPR8EIX-9	2202	.036"
2017-2013	230	CRF230F	DPR7EA-9 # ^	5129	DPR7EIX-9	7803	.036"
2009-2008	230	CRF230L	DPR8EA-9 # ^	4929	DPR8EIX-9	2202	.036"
2009	230	CRF230M	DPR8EA-9 # ^	4929	DPR8EIX-9	2202	.036"
1976-1974	200	CB200T	D8EA	2120	DR8EIX	6681	.028"
1974	200	CL200	D8EA	2120	DR8EIX	6681	.028"
1981-1980	200	CM200T	C7HSA	4629	CR7HIX	7544	.028"
1982	200	CM200T	CR7HS	7223	CR7HIX	7544	.028"
1987-1986	200	TLR200	DR8ES-L	2923	DR8EIX	6681	.028"
1987-1986	200	TR200	DR8ES-L	2923	DR8EIX	6681	.028"
1984-1983	200	XL200R	DR8ES-L	2923	DR8EIX	6681	.028"
1981-1980	200	XR200	D8EA	2120	DR8EIX	6681	.028"
1984-1982	200	XR200	DR8ES-L	2923	DR8EIX	6681	.028"
1983-1981	200	XR200R	DR8ES-L	2923	DR8EIX	6681	.028"
1985-1984	200	XR200R	DPR9Z	4830	---	---	.028"
2002-1986	200	XR200R	DR8ES-L	2923	DR8EIX	6681	.028"
1979-1978	185	CM185T	C7HSA	4629	CR7HIX	7544	.028"
1981-1979	185	XL185S	D8EA	2120	DR8EIX	6681	.028"
1983-1982	185	XL185S	DR8ES-L	2923	DR8EIX	6681	.028"
1979	185	XR185	D8EA	2120	DR8EIX	6681	.028"
1970-1968	175	CA175	D8HA	7112	---	---	.028"
1973-1969	175	CB175	D8HA	7112	---	---	.028"
1973-1968	175	CL175	D8HA	7112	---	---	.028"
1977-1975	175	MR175	B8ES	2411	BR8EIX	5044	.028"
1972-1970	175	SL175	D8HA	7112	---	---	.028"
1978-1973	175	XL175	B7ES	1111	BR7EIX	6664	.028"
1966-1962	150	CA95	D8HA	7112	---	---	.028"
1987-1986	150	CH150	DPR7EA-9 # ^	5129	DPR7EIX-9	7803	.036"
1986-1985	150	CH150D	DPR7EA-9 # ^	5129	DPR7EIX-9	7803	.036"
2005-2003	150	CRF150F	DPR7EA-9 # ^	5129	DPR7EIX-9	7803	.036"
2009-2006	150	CRF150F	CPR8EA-9 #	2306	CPR8EAIX-9	95134	.036"
2017-2012	150	CRF150F	CPR8EA-9 #	2306	CPR8EAIX-9	95134	.036"
2009-2007	150	CRF150R, RB	CR8EH-9 #	5666	CR8EHIX-9	3797	.036"
2017-2012	150	CRF150R, RB	CR8EH-9 #	5666	CR8EHIX-9	3797	.036"
2014-2012	150	CRF150RB	CR8EH-9 #	5666	CR8EHIX-9	3797	.036"
2015	150	PCX150	CR8EH-9 #	5666	CR8EHIX-9	3797	.036"
2010	150	SH150I/D	CR8EH-9 #	5666	CR8EHIX-9	3797	.036"
1981-1973	125	CB125S	D8EA	2120	DR8EIX	6681	.028"
1985-1982	125	CB125S	DR8ES-L	2923	DR8EIX	6681	.028"
1963-1962	125	CB92	D6HA	6512	---	---	.028"
1984	125	CH125	DPR7EA-9 # ^	5129	DPR7EIX-9	7803	.036"
1974-1973	125	CL125S	D8EA	2120	DR8EIX	6681	.028"
1981-1974	125	CR125	B9ES	2611	BR9EIX	3981	.024"
1997-1982	125	CR125	BR9EG	3230	BR9EIX	3981	.024"
1999-1998	125	CR125	BR8EG	3130	BR8EIX	5044	.024"



Denotes Original Equipment

^ Available in Blister Pack (see page 6)

Note: Due to different operating or engine conditions an alternate heat range plug maybe required.

MAKE/YR	ENGINE	MODEL NOTES	REGULAR PLUG	STK#	PREMIUM PLUG	STK#	GAP
HONDA Cont'd							
2002-2000	125	CR125	BR9EG	3230	BR9EIX	3981	.024"
2007-1999	125	CR125R	BR9EG	3230	BR9EIX	3981	.024"
2017-2014	125	CRF125F, FB	CPR6EA-9 #	6899	---	---	.036"
1977	125	CT125	D8EA	2120	DR8EIX	6681	.028"
2015-2014	125	GROM125	CPR6EA-9 #	6899	---	---	.036"
2017	125	GROM125	CPR6EA-9 #	6899	---	---	.036"
1976-1974	125	MT125	B8ES	2411	BR8EIX	5044	.032"
1978-1977	125	MT125R	B10EGV	5927	---	---	.028"
1984	125	NH125	BPR6HS	7022	BPR6HIX	4085	.028"
1990-1988	125	NX125	DR8ES-L	2923	DR8EIX	6681	.028"
1997-1987	125	RS125	R7376-10	4457	---	---	.024"
1973-1971	125	SL125	D8EA	2120	DR8EIX	6681	.028"
1976-1973	125	TL125S	D8EA	2120	DR8EIX	6681	.028"
1978-1974	125	XL125	D8EA	2120	DR8EIX	6681	.028"
1985-1982	125	XL125S	DR8ES-L	2923	DR8EIX	6681	.028"
1981-1979	125	XL125S	D8EA	2120	DR8EIX	6681	.028"
2016-2013	110	CRF110F	CPR6EA-9S #	1582	---	---	.036"
1981-1980	110	CT110	D8EA	2120	DR8EIX	6681	.028"
1986-1982	110	CT110	DR8ES-L	2923	DR8EIX	6681	.028"
1972-1970	100	CB100	D8EA	2120	DR8EIX	6681	.028"
1972-1970	100	CL100	D8EA	2120	DR8EIX	6681	.028"
1973-1971	100	CL100S	D8EA	2120	DR8EIX	6681	.028"
2011-2004	100	CRF100F	CR7HSA ^	4549	CR7HIX	7544	.028"
2013	100	CRF100F	CR6HSA #	2983	CR6HIX	7274	.028"
2006	100	NSF100	CR7HSA ^	4549	CR7HIX	7544	.028"
1973-1970	100	SL100	D8EA	2120	DR8EIX	6681	.028"
1978-1974	100	XL100	D8EA	2120	DR8EIX	6681	.028"
1981-1979	100	XL100	C7HSA	4629	CR7HIX	7544	.028"
1985-1982	100	XL100	CR7HS	7223	CR7HIX	7544	.028"
1981	100	XR100	C7HSA	4629	CR7HIX	7544	.028"
1988-1982	100	XR100	CR7HS	7223	CR7HIX	7544	.028"
2003-1989	100	XR100	CR7HSA ^	4549	CR7HIX	7544	.028"
1966-1963	90	CA200	D8HA	7112	---	---	.028"
1969-1967	90	CL90	D6HA	6512	---	---	.028"
1969-1966	90	CM91	D8HA	7112	---	---	.028"
1966-1964	90	CT200	D8HA	7112	---	---	.028"
1979-1966	90	CT90	D8HA	7112	---	---	.028"
1996-1991	90	EZ90	BR7HS ^	4122	BR7HIX	7067	.028"
1969-1964	90	S90	D6HA	6512	---	---	.028"
1969	90	SL90	D8HA	7112	---	---	.028"
1975-1973	90	ST90	D6HA	6512	---	---	.028"
2007-2003	85	CR85R	BR10EG #	3830	BR10EIX	6801	.024"
2007	85	CR85RB - EXPERT	BR10EG #	3830	BR10EIX	6801	.024"
2007-1985	80	CH80 - ELITE 80	CR7HS	7223	CR7HIX	7544	.028"
1983-1980	80	CR80R	B9ES	2611	BR9EIX	3981	.028"
1985-1984	80	CR80R	BR9ES ^	5722	BR9EIX	3981	.028"
2002-1986	80	CR80R	BR10EG	3830	BR10EIX	6801	.024"
2002-1996	80	CR80RB	BR10EG	3830	BR10EIX	6801	.024"
2011-2004	80	CRF80F	CR7HSA ^	4549	CR7HIX	7544	.028"
2013	80	CRF80F	CR6HSA #	2983	CR6HIX	7274	.028"
1985	80	NH80	BPR6HSA	4632	BPR6HIX	4085	.028"
1984-1983	80	NH80MD	BPR6HS	7022	BPR6HIX	4085	.028"
1981-1980	80	XL80	C7HSA	4629	CR7HIX	7544	.028"
1985-1982	80	XL80	CR7HS	7223	CR7HIX	7544	.028"
1981-1979	80	XR80	C7HSA	4629	CR7HIX	7544	.028"
1984-1982	80	XR80	CR7HSA ^	4549	CR7HIX	7544	.028"

Motorcycle

Denotes Original Equipment

^ Available in Blister Pack (see page 6)

Note: Due to different operating or engine conditions an alternate heat range plug maybe required.

MAKE/YR	ENGINE	MODEL NOTES	REGULAR PLUG	STK#	PREMIUM PLUG	STK#	GAP
HONDA Cont'd							
2003-1985	80	XR80R	CR7HSA ^	4549	CR7HIX	7544	.028"
1979-1977	75	XL75	C7HSA	4629	CR7HIX	7544	.028"
1978-1973	75	XR75	C7HSA	4629	CR7HIX	7544	.028"
1981-1980	70	C70	C7HSA	4629	CR7HIX	7544	.028"
1983-1982	70	C70	CR7HS	7223	CR7HIX	7544	.028"
1971-1970	70	C70M	C6HSA	3228	CR6HIX	7274	.028"
1972-1969	70	CL70	C7HSA	4629	CR7HIX	7544	.028"
2011-2004	70	CRF70F	CR6HSA	2983	CR6HIX	7274	.028"
1981-1969	70	CT70	C7HSA	4629	CR7HIX	7544	.028"
1982	70	CT70	CR7HS	7223	CR7HIX	7544	.028"
1994-1991	70	CT70	CR6HSA	2983	CR6HIX	7274	.028"
1997	70	CT70	C7HSA	4629	CR7HIX	7544	.028"
1973-1970	70	CT70H	C7HSA	4629	CR7HIX	7544	.028"
1973-1971	70	SL70	C7HSA	4629	CR7HIX	7544	.028"
1976-1974	70	XL70	C7HSA	4629	CR7HIX	7544	.028"
2003-1997	70	XR70R	CR6HSA	2983	CR6HIX	7274	.028"
1969-1965	65	S65	C7HSA	4629	CR7HIX	7544	.028"
1984-1983	60	CR60R	BR9ES ^	5722	BR9EIX	3981	.028"
1965-1962	55	CA105T	C7HSA	4629	CR7HIX	7544	.028"
1962-1959	50	C100	C7HSA	4629	CR7HIX	7544	.024"
1962-1960	50	C102	C7HSA	4629	CR7HIX	7544	.024"
1962-1960	50	C110	C7HSA	4629	CR7HIX	7544	.024"
1970-1962	50	CA100	C7HSA	4629	CR7HIX	7544	.024"
1962-1961	50	CA100T	C7HSA	4629	CR7HIX	7544	.024"
1969-1962	50	CA102	C7HSA	4629	CR7HIX	7544	.024"
1969-1962	50	CA110	C7HSA	4629	CR7HIX	7544	.024"
1969-1960	50	CA220	C7HSA	4629	CR7HIX	7544	.024"
2004	50	CB50R - DREAM 50R	---	---	IMR9A-9H #	6966	.036"
2009-2006	50	CHF50 - METROPOLITAN	CR8EH-9 #	5666	CR8EHIX-9	3797	.036"
2003-2002	50	CHF50/P - METROPOLITAN I & II SCOOTER	CR8EH-9 #	5666	CR8EHIX-9	3797	.036"
2008-2006	50	CHF50/S - METROPOLITAN	CR8EH-9 #	5666	CR8EHIX-9	3797	.036"
2011-2004	50	CRF50F	CR6HSA	2983	CR6HIX	7274	.028"
2016-2013	50	CRF50F	CR5HSA #	7840	CR5HIX	7120	.028"
1982	50	MB5	BR8HS ^	4322	BR8HIX	7001	.028"
1975-1974	50	MR50	B6HS	7534	BR6HIX	3419	.028"
1981-1979	50	NA50	BP4HS	3611	---	---	.028"
1987-1986	50	NB50	BPR6HSA	4632	BPR6HIX	4085	.028"
1984-1983	50	NB50M	BPR6HS	7022	BPR6HIX	4085	.028"
1985	50	NB50M	BPR6HSA	4632	BPR6HIX	4085	.028"
1981-1977	50	NC50	BP4HS	3611	---	---	.028"
1983-1982	50	NC50	BPR4HS	7823	---	---	.028"
1984	50	NN50MD	BPR6HS	7022	BPR6HIX	4085	.028"
2009-2003	50	NPS50 - RUCKUS	CR8EH-9 #	5666	CR8EHIX-9	3797	.036"
2017-2011	50	NPS50 - RUCKUS	CR8EH-9 #	5666	CR8EHIX-9	3797	.036"
1985-1984	50	NQ50	BPR6HS	7022	BPR6HIX	4085	.028"
1987-1986	50	NQ50	BPR6HSA	4632	BPR6HIX	4085	.028"
1990	50	NS50F	BR8ES ^	5422	BR8EIX	5044	.028"
2004	50	NSR50R - MINI 50	BR9ES ^	5722	BR9EIX	3981	.028"
1983-1982	50	NU50	BPR5HS	6222	---	---	.028"
1983-1982	50	NU50M	BPR5HS	6222	---	---	.028"
1981	50	NX50M	BP5HS	4111	---	---	.028"
1982	50	NX50M	BPR5HS	6222	---	---	.028"
1987-1986	50	NZ50	BPR6HSA	4632	BPR6HIX	4085	.028"
1968-1967	50	P50	CR7HSA ^	4549	CR7HIX	7544	.024"
1981-1978	50	PA50I	BP6HS	7331	BPR6HIX	4085	.028"
1983-1982	50	PA50II	BPR6HS	7022	BPR6HIX	4085	.028"



Denotes Original Equipment
 ^ Available in Blister Pack (see page 6)

Note: Due to different operating or engine conditions an alternate heat range plug maybe required.

MAKE/YR	ENGINE	MODEL NOTES	REGULAR PLUG	STK#	PREMIUM PLUG	STK#	GAP
HONDA Cont'd							
1970-1969	50	PC50	C6HSA	3228	CR6HIX	7274	.024"
1975-1970	50	QA50	C7HSA	4629	CR7HIX	7544	.028"
1990-1988	50	SA50 ELITE LX	BPR6HSA	4632	BPR6HIX	4085	.028"
1994-1992	50	SA50 ELITE LX	BPR6HSA	4632	BPR6HIX	4085	.028"
1993-1988	50	SA50 ELITE SR	BPR6HSA	4632	BPR6HIX	4085	.028"
2001-1994	50	SA50 ELITE SR	BR6HSA	4296	BR6HIX	3419	.028"
2001-1993	50	SA50P ELITE S	BR6HSA	4296	BR6HIX	3419	.028"
1988	50	SB50	BPR6HSA	4632	BPR6HIX	4085	.028"
1990-1988	50	SB50P	BPR6HSA	4632	BPR6HIX	4085	.028"
1987	50	SE50	BPR6HSA	4632	BPR6HIX	4085	.028"
1987	50	SE50P	BPR6HSA	4632	BPR6HIX	4085	.028"
1986	50	TG50	BPR6HSA	4632	BPR6HIX	4085	.028"
1985	50	TG50M	BPR6HSA	4632	BPR6HIX	4085	.028"
2003-2000	50	XR50R	CR6HSA	2983	CR6HIX	7274	.028"
1978-1968	50	Z50A	C6HSA	3228	CR6HIX	7274	.028"
1981-1979	50	Z50R	C6HSA	3228	CR6HIX	7274	.028"
1999-1982	50	Z50R	CR6HSA	2983	CR6HIX	7274	.028"
1986	50	Z50RD	CR6HS	7023	CR6HIX	7274	.028"
1988	50	ZB50	CR6HSA	2983	CR6HIX	7274	.028"
HUSABERG							
2004-2003	650	FC650	DCPR8E # ^	4339	DCPR8EIX	6546	.028"
2008-2000	650	FE650E	DCPR8E # ^	4339	DCPR8EIX	6546	.028"
2008-2000	650	FS650C	DCPR8E # ^	4339	DCPR8EIX	6546	.028"
2006-2000	650	FS650E	DCPR8E # ^	4339	DCPR8EIX	6546	.028"
2003-2001	650	FX650E	DCPR8E ^	4339	DCPR8EIX	6546	.028"
1996-1992	600	FC600	C8E	7471	CR8EIX	4218	.028"
2000-1999	600	FC600	C8E	7471	CR8EIX	4218	.028"
1998-1992	600	FE600	C8E	7471	CR8EIX	4218	.028"
2000	600	FE600	C8E	7471	CR8EIX	4218	.028"
2000-1999	600	FE600E	C8E	7471	CR8EIX	4218	.028"
1998	600	FES600E	C8E	7471	CR8EIX	4218	.028"
1999	600	FS600	C8E	7471	CR8EIX	4218	.028"
2000-1997	600	FX600E	C8E	7471	CR8EIX	4218	.028"
2011-2009	570	FE570/S	---	---	LKAR8A1-9 #	6706	.036"
2011-2010	570	FS570	---	---	LKAR8A1-9 #	6706	.036"
2005-2001	550	FC550	DCPR8E # ^	4339	DCPR8EIX	6546	.028"
2008-2003	550	FE550E - 4-STROKE	DCPR8E # ^	4339	DCPR8EIX	6546	.028"
2007	550	FS550E	DCPR8E # ^	4339	DCPR8EIX	6546	.028"
1994-1989	500	FC501	DCPR8E ^	4339	DCPR8EIX	6546	.028"
2001-1995	500	FC501	DCPR8E ^	4339	DCPR8EIX	6546	.028"
1994-1991	500	FE500	C8E	7471	CR8EIX	4218	.028"
1999-1993	500	FE501E	C8E	7471	CR8EIX	4218	.028"
2005-2000	500	FE501E	DCPR8E ^	4339	DCPR8EIX	6546	.028"
1998-1997	500	FX501	C8E	7471	CR8EIX	4218	.028"
1999	500	FX501E	C8E	7471	CR8EIX	4218	.028"
1995	499	FC499MX	C8E	7471	CR8EIX	4218	.028"
2002-2000	470	FC470	DCPR8E ^	4339	DCPR8EIX	6546	.028"
2002-2001	470	FC470E	DCPR8E ^	4339	DCPR8EIX	6546	.028"
2002-2000	470	FX470E	DCPR8E ^	4339	DCPR8EIX	6546	.028"
2005-2003	450	FC450 - 4-STROKE	DCPR8E # ^	4339	DCPR8EIX	6546	.028"
2009	450	FC450	---	---	LKAR8A1-9 #	6706	.036"
2011-2009	450	FE450	---	---	LKAR8A1-9 #	6706	.036"
2008-2003	450	FE450E - 4-STROKE	DCPR8E # ^	4339	DCPR8EIX	6546	.028"
2008-2003	450	FS450E/C - 4-STROKE	DCPR8E # ^	4339	DCPR8EIX	6546	.028"
2003	450	FX450	DCPR8E ^	4339	DCPR8EIX	6546	.028"
2011-2010	450	FX450	---	---	LKAR8A1-9 #	6706	.036"

Motorcycle

Denotes Original Equipment

^ Available in Blister Pack (see page 6)

Note: Due to different operating or engine conditions an alternate heat range plug maybe required.

MAKE/YR	ENGINE	MODEL NOTES	REGULAR PLUG	STK#	PREMIUM PLUG	STK#	GAP
HUSABERG Cont'd							
2000-1998	400	FC400	C8E	7471	CR8EIX	4218	.028"
1999-1997	400	FE400	C8E	7471	CR8EIX	4218	.028"
2003-2000	400	FE400E	DCPR8E ^	4339	DCPR8EIX	6546	.028"
2001-2000	400	FS400C	DCPR8E ^	4339	DCPR8EIX	6546	.028"
2003-2000	400	FS400E	DCPR8E ^	4339	DCPR8EIX	6546	.028"
2011-2010	390	FE390	---	---	LKAR8AI-9 #	6706	.036"
1996-1991	350	FE350	C8E	7471	CR8EIX	4218	.028"
2012-2011	350	TE350	BR7ES #	5122	BR7EIX	6664	.028"
2012-2011	250	TE250	BR7ES #	5122	BR7EIX	6664	.028"
HUSQVARNA							
2012	900	NUDA 900R	LMAR8C-9 #	93833	---	---	.036"
2016	701	701 ENDURO - INSIDE SPARK PLUG	---	---	LKAR8BI9	1553	.036"
2016	701	701 ENDURO - OUTSIDE SPARK PLUG	LMAR7A-9 #	4908	---	---	.036"
2016	701	701 SUPERMOTO - INSIDE SPARK PLUG	---	---	LKAR8BI9	1553	.036"
2016	701	701 SUPERMOTO - OUTSIDE SPARK PLUG	LMAR7A-9 #	4908	---	---	.036"
2013	650	TR650 STRADA	MAR9A-J #	6869	---	---	.032"
2013	650	TR650 TERRA	MAR9A-J #	6869	---	---	.032"
2011-2010	630	SM 630	CR8EB	7784	---	---	.032"
2004	630	SMR 630 - SEEL REPLICIA	R0045J-9	5861	---	---	.040"
2011	630	SMS 630	CR8EB	7784	---	---	.032"
2011-2010	630	TE630	CR8EB	7784	---	---	.032"
2008-2006	610	610	CPR8E #	7411	---	---	.024"
2003-1998	610	610 TC	C7E	5096	CR7EIX	7385	.024"
2006	610	610 TC	CPR8E	7411	---	---	.024"
2004-1998	610	610 TE	C7E	5096	CR7EIX	7385	.028"
2006	610	610 TE	CPR8E #	7411	---	---	.024"
1997-1991	610	610 WMX	C7E	5096	CR7EIX	7385	.024"
1997-1991	610	610 WXCE	C7E	5096	CR7EIX	7385	.024"
1997-1991	610	610 WXE	C7E	5096	CR7EIX	7385	.024"
2003-1999	610	SUPER MOTARD	C7E	5096	CR7EIX	7385	.028"
2003-2002	570	570 TC	CR7EB	4663	CR7EIX	7385	.032"
2003-2002	570	570 TE	CR7EB	4663	CR7EIX	7385	.032"
2003-2002	570	SUPER MOTARD	CR7EB	4663	CR7EIX	7385	.032"
1987-1984	510	510	C7E	5096	CR7EIX	7385	.028"
2005	510	510 SMR	CR8EB #	7784	---	---	.032"
2005-2004	510	510 TC	CR8EB #	7784	---	---	.032"
1986-1984	510	510 TE	C7E	5096	CR7EIX	7385	.028"
2005-2004	510	510 TE	CR8EB	7784	---	---	.032"
1986-1984	510	510 TX	D8EA	2120	DR8EIX	6681	.028"
1990	510	510 WMX	C7E	5096	CR7EIX	7385	.020"
1990	510	510 WXE	C7E	5096	CR7EIX	7385	.020"
2009	510	SMR 510	CR8EB	7784	---	---	.032"
2009	510	TC510	CR8EB	7784	---	---	.032"
2010-2009	510	TE510	CR8EB	7784	---	---	.032"
2010-2009	510	TXC510	CR8EB	7784	---	---	.032"
1985	500	500 AE	B8ES	2411	BR8EIX	5044	.024"
1987-1985	500	500 CR	B8ES	2411	BR8EIX	5044	.024"
1985-1984	500	500 TC	D8EA	2120	DR8EIX	6681	.028"
1985	500	500 WR	B8ES	2411	BR8EIX	5044	.028"
1987-1985	500	500 XC	B8ES	2411	BR8EIX	5044	.024"
2013-2012	500	TE511	CR9EKB #	2305	---	---	.032"
2012	500	TXC511	CR9EKB #	2305	---	---	.032"
	450	450 CR	B7ES	1111	BR7EIX	6664	.024"
	450	450 DM	B7ES	1111	BR7EIX	6664	.024"
2005	450	450 SMR	CR8EB #	7784	---	---	.032"
2005-2002	450	450 TC	CR8EB #	7784	---	---	.032"



Denotes Original Equipment

^ Available in Blister Pack (see page 6)

Note: Due to different operating or engine conditions an alternate heat range plug maybe required.

MAKE/YR	ENGINE	MODEL NOTES	REGULAR PLUG	STK#	PREMIUM PLUG	STK#	GAP
HUSQVARNA Cont'd							
2005-2004	450	450 TE	CR8EB #	7784	---	---	.032"
	450	450 WR	B7ES	1111	BR7EIX	6664	.024"
2009	450	SM 450RR	CR9EKB	2305	---	---	.032"
2004	450	SM450R	CR8EB	7784	---	---	.032"
2010-2009	450	SMR 450	CR8EB	7784	---	---	.032"
2011-2009	450	TC450	CR8EB	7784	---	---	.032"
2011-2009	450	TE450	CR8EB	7784	---	---	.032"
2010-2009	450	TXC450	CR8EB	7784	---	---	.032"
2013-2012	449	TC449	CR9EKB #	2305	---	---	.032"
2013-2012	449	TE449	CR9EKB #	2305	---	---	.032"
2012	449	TXC449	CR9EKB #	2305	---	---	.032"
1988-1986	430	430 CR	B8ES	2411	BR8EIX	5044	.020"
1988-1986	430	430 SC	B8ES	2411	BR8EIX	5044	.020"
1988-1986	430	430 WR	B8ES	2411	BR8EIX	5044	.020"
1981	420	420 AE	B8ES	2411	BR8EIX	5044	.020"
1982	420	420 AUTOMATIC	B8ES	2411	BR8EIX	5044	.020"
1981	420	420 AXC	B8ES	2411	BR8EIX	5044	.020"
1998-1996	410	410 NXC	C7E	5096	CR7EIX	7385	.028"
2003-1997	410	410 WXC	C7E	5096	CR7EIX	7385	.028"
2003-1997	410	410 WXE	C7E	5096	CR7EIX	7385	.028"
1985	400	400 CR	B8ES	2411	BR8EIX	5044	.028"
To 1971	400	400 MX	B7ES	1111	BR7EIX	6664	.028"
1985	400	400 SC	B8ES	2411	BR8EIX	5044	.028"
2005	400	400 SMR	CR8EB #	7784	---	---	.032"
2003	400	400 TE	C7E	5096	CR7EIX	7385	.028"
1985	400	400 WR	B8ES	2411	BR8EIX	5044	.028"
	390	390 ACC	B8ES	2411	BR8EIX	5044	.020"
	390	390 CR	B8ES	2411	BR8EIX	5044	.020"
	390	390 MXA	B8ES	2411	BR8EIX	5044	.020"
	390	390 OR	B8ES	2411	BR8EIX	5044	.020"
	390	390 WR	B8ES	2411	BR8EIX	5044	.020"
	360	360 AUTOMATIC	B8ES	2411	BR8EIX	5044	.024"
2004	360	360 CR	B8EG	3430	BR8EIX	5044	.020"
	360	360 CR	B8ES	2411	BR8EIX	5044	.024"
To 1971	360	360 ENDURA	B7ES	1111	BR7EIX	6664	.028"
	360	360 GP	B8ES	2411	BR8EIX	5044	.024"
To 1971	360	360 MX	B7ES	1111	BR7EIX	6664	.028"
	360	360 RT	B7ES	1111	BR7EIX	6664	.028"
1993-1992	360	360 WMX - 2-STROKE	B8EGV	5627	BR8EIX SLD	6747	.020"
1992	360	360 WMX - 4-STROKE	B8EGV	5627	BR8EIX SLD	6747	.024"
2004-1998	360	360 WR	B8EG	3430	BR8EIX	5044	.024"
2002	360	360 WR	BR8EG	3130	BR8EIX	5044	.024"
	360	360 WR	B8ES	2411	BR8EIX	5044	.024"
1992	360	360 WX	B8EGV	5627	BR8EIX SLD	6747	.024"
1997-1992	360	360 WXC	B8EGV	5627	BR8EIX SLD	6747	.024"
1992	360	360 WXC	B8EGV	5627	BR8EIX SLD	6747	.024"
1997-1992	360	360 WXE	B8EGV	5627	BR8EIX SLD	6747	.024"
1994-1991	350	350 WXC - 4-STROKE	C7E	5096	CR7EIX	7385	.024"
1995-1991	350	350 WXE - 4-STROKE	C7E	5096	CR7EIX	7385	.024"
2016-2014	350	FE 350, S	---	---	LMAR9AI-8 #	97225	.032"
2012	302	TE310	CR9EB # ^	6955	CR9EIX	3521	.032"
2013	302	TE310R	---	---	CR9EIA-9 #	6289	.036"
2012	302	TXC310	CR9EB # ^	6955	CR9EIX	3521	.032"
2013	302	TXC310R	---	---	CR9EIA-9 #	6289	.036"
2016-2014	300	TE 300	BR7ES #	5122	BR7EIX	6664	.028"
2011-2009	300	TE310	CR8EB	7784	---	---	.032"

Motorcycle

Denotes Original Equipment

^ Available in Blister Pack (see page 6)

Note: Due to different operating or engine conditions an alternate heat range plug maybe required.

MAKE/YR	ENGINE	MODEL NOTES	REGULAR PLUG	STK#	PREMIUM PLUG	STK#	GAP
HUSQVARNA Cont'd							
2012-2009	300	WR300	BR8EG	3130	BR8EIX	5044	.024"
1991	260	260 WXE	B9EGV	5827	BR9EIX	3981	.020"
	250	250 CR	B8ES	2411	BR8EIX	5044	.020"
2001-1998	250	250 CR	B8EG	3430	BR8EIX	5044	.024"
2004-2002	250	250 CR	BR8EG	3130	BR8EIX	5044	.024"
To 1971	250	250 ENDURA	B7ES	1111	BR7EIX	6664	.028"
	250	250 GP	B8ES	2411	BR8EIX	5044	.020"
To 1971	250	250 MX	B7ES	1111	BR7EIX	6664	.028"
	250	250 OR	B8ES	2411	BR8EIX	5044	.020"
	250	250 RT	B7ES	1111	BR7EIX	6664	.028"
2005-2002	250	250 TC	CR8EB #	7784	---	---	.032"
2005-2002	250	250 TE	CR8EB #	7784	---	---	.032"
1990	250	250 WMX	---	---	BR10EIX	6801	.020"
1992-1991	250	250 WMX	B9EGV	5827	BR9EIX	3981	.020"
1994	250	250 WMX	B9EGV	5827	BR9EIX	3981	.024"
	250	250 WR	B8ES	2411	BR8EIX	5044	.020"
2001-1998	250	250 WR	B8EG	3430	BR8EIX	5044	.024"
2006-2002	250	250 WR	BR8EG #	3130	BR8EIX	5044	.024"
1997-1991	250	250 WXC	B9EGV	5827	BR9EIX	3981	.024"
1990	250	250 WXE	B9EG	3530	BR9EIX	3981	.024"
1997-1991	250	250 WXE	B9EGV	5827	BR9EIX	3981	.024"
	250	250 XC	B8ES	2411	BR8EIX	5044	.020"
2016-2015	250	FE 250	---	---	LMAR9AI-10 #	93188	.040"
2011-2009	250	TC 250	CR9EB ^	6955	CR9EIX	3521	.030"
2012	250	TC250/R	---	---	CR9EIA-9 #	6289	.036"
2012-2009	250	TE 250	CR9EB ^	6955	CR9EIX	3521	.030"
2016-2014	250	TE 250	BR7ES #	5122	BR7EIX	6664	.028"
2013	250	TE250R	---	---	CR9EIA-9 #	6289	.036"
2009	250	TXC 250	CR8EB	7784	---	---	.032"
2012-2010	250	TXC 250	CR9EB ^	6955	CR9EIX	3521	.030"
2013	250	TXC250R	---	---	CR9EIA-9 #	6289	.036"
2012-2010	250	WR 250	BR8EG	3130	BR8EIX	5044	.024"
	175	175 GP	B8ES	2411	BR8EIX	5044	.024"
1997-1990	125	125 CR	B9ES	2611	BR9EIX	3981	.020"
2006-1998	125	125 CR	BR9EG #	3230	BR9EIX	3981	.024"
	125	125 SC	B9ES	2611	BR9EIX	3981	.020"
2003-1998	125	125 SM - SUPERMOTARD	B9EG	3530	BR9EIX	3981	.024"
1992-1990	125	125 WMX	B10EGV	5927	---	---	.020"
1997-1990	125	125 WR	B9ES	2611	BR9EIX	3981	.020"
2006-1998	125	125 WR	BR9EG #	3230	BR9EIX	3981	.024"
1997-1990	125	125 WXC	---	---	BR10EIX	6801	.020"
1997-1990	125	125 WXE	---	---	BR10EIX	6801	.024"
	125	125 XC	B9ES	2611	BR9EIX	3981	.020"
2012-2009	125	CR125	BR9EG	3230	BR9EIX	3981	.024"
2010	125	SM 125	BR9EG	3230	BR9EIX	3981	.024"
2016	125	TE125	---	---	BR9ECMIX #	2707	.032"
2012-2009	125	WR125	BR9EG	3230	BR9EIX	3981	.024"
2010	125	WRE 125	BR9EG	3230	BR9EIX	3981	.024"
2003-1999	50	CR50 JR	BR7HS ^	4122	BR7HIX	7067	.025"
2003-1999	50	CR50 SR	BR7HS ^	4122	BR7HIX	7067	.025"
2003-2002	50	SM50	BR7HS ^	4122	BR7HIX	7067	.025"
2003-2002	50	WR50	BR7HS ^	4122	BR7HIX	7067	.025"
HYOSUNG							
2013-2010	678	ST7	CR8E # ^	1275	CR8EIX	4218	.032"
2013-2010	678	ST7 DELUXE	CR8E # ^	1275	CR8EIX	4218	.032"
	650	GT650	CR8E ^	1275	CR8EIX	4218	.032"



Denotes Original Equipment

^ Available in Blister Pack (see page 6)

Note: Due to different operating or engine conditions an alternate heat range plug maybe required.

MAKE/YR	ENGINE	MODEL NOTES	REGULAR PLUG	STK#	PREMIUM PLUG	STK#	GAP
HYOSUNG Cont'd							
	650	GT650R	CR8E ^	1275	CR8EIX	4218	.032"
	650	GT650S	CR8E ^	1275	CR8EIX	4218	.032"
	650	GV650	CR8E ^	1275	CR8EIX	4218	.032"
	450	TE450S	CR8E ^	1275	CR8EIX	4218	.032"
	250	GT250	CR8E ^	1275	CR8EIX	4218	.032"
	250	GT250R	CR8E ^	1275	CR8EIX	4218	.032"
	250	GV250	CR8E ^	1275	CR8EIX	4218	.032"
	250	MS3-250	CR8E ^	1275	CR8EIX	4218	.032"
	125	RX125	C8EH-9	7473	---	---	.036"
	90	TE90	BPR7HS ^	6422	BPR7HIX	5944	.028"
	50	SB50ZR	BP6HS	7331	BPR6HIX	4085	.028"
2007	50	SD50	BPR6HS	7022	BPR6HIX	4085	.028"
	50	SF50R, SF50B	B8HS	5510	BR8HIX	7001	.024"
	50	TE50	BP6HS	7331	BPR6HIX	4085	.028"
INDIAN							
2016-2014	1811	CHIEF CLASSIC	DCPR8E SLD #	4179	DCPR8EIX	6546	.036"
2016	1811	CHIEF DARK HORSE	DCPR8E SLD #	4179	DCPR8EIX	6546	.036"
2016-2014	1811	CHIEF VINTAGE	DCPR8E SLD #	4179	DCPR8EIX	6546	.036"
2016-2014	1811	CHIEFTAIN	DCPR8E SLD #	4179	DCPR8EIX	6546	.036"
2016-2015	1811	ROADMASTER	DCPR8E SLD #	4179	DCPR8EIX	6546	.036"
2013-2012	1720	CHIEF CLASSIC	BKR6E	6962	BKR6EIX	6418	.036"
2013-2012	1720	CHIEF DARK HORSE	BKR6E	6962	BKR6EIX	6418	.036"
2013-2012	1720	CHIEF VINTAGE	BKR6E	6962	BKR6EIX	6418	.036"
2002	1650	CHIEF	BPR5ES-11	7634	BPR5EIX-11	2115	.040"
2003-1999	1450	CHIEF	BPR5ES-11	7634	BPR5EIX-11	2115	.040"
2003-2001	1450	SCOUT	BPR5ES-11	7634	BPR5EIX-11	2115	.040"
2003-2001	1450	SPIRIT	BPR5ES-11	7634	BPR5EIX-11	2115	.040"
2016-2015	1133	SCOUT	MR7F #	95897	---	---	.032"
2016	999	SCOUT SIXTY	MR7F #	95897	---	---	.032"
	200	MI200	B7ES	1111	BR7EIX	6664	.024"
	200	MS200	B7ES	1111	BR7EIX	6664	.024"
	200	MT200	B7ES	1111	BR7EIX	6664	.024"
	175	MI175	B7ES	1111	BR7EIX	6664	.024"
	175	MS175	B7ES	1111	BR7EIX	6664	.024"
	175	MT175	B7ES	1111	BR7EIX	6664	.024"
	125	ME125	B8ES	2411	BR8EIX	5044	.024"
	125	MI125	B7ES	1111	BR7EIX	6664	.024"
	125	MS125	B7ES	1111	BR7EIX	6664	.024"
	125	MT125	B7ES	1111	BR7EIX	6664	.024"
	125	SS125	B8ES	2411	BR8EIX	5044	.024"
	125	W125	B8ES	2411	BR8EIX	5044	.024"
	100	ME100	B8S	3810	---	---	.024"
	100	ML100	B8S	3810	---	---	.024"
	100	MS100	B8S	3810	---	---	.024"
	100	MSSL100	B8S	3810	---	---	.024"
	100	TM100	B8S	3810	---	---	.024"
	80	CX80R	B8ES	2411	BR8EIX	5044	.024"
	80	MX80	B8ES	2411	BR8EIX	5044	.024"
	75	CX75	B8HS	5510	BR8HIX	7001	.024"
	75	MS74	B8HS	5510	BR8HIX	7001	.024"
	75	MX76	B8HS	5510	BR8HIX	7001	.024"
	70	ME74	B8HS	5510	BR8HIX	7001	.024"
	70	ME76	B8HS	5510	BR8HIX	7001	.024"
	70	SE74	B8HS	5510	BR8HIX	7001	.024"
	70	SR74	B8HS	5510	BR8HIX	7001	.024"
	50	JC5A	B7HS	5110	BR7HIX	7067	.024"

Motorcycle

Denotes Original Equipment

^ Available in Blister Pack (see page 6)

Note: Due to different operating or engine conditions an alternate heat range plug maybe required.

MAKE/YR	ENGINE	MODEL NOTES	REGULAR PLUG	STK#	PREMIUM PLUG	STK#	GAP
INDIAN Cont'd							
	50	JS54	B7HS	5110	BR7HIX	7067	.024"
	50	JS54S	B7HS	5110	BR7HIX	7067	.024"
	50	JT5A	B7HS	5110	BR7HIX	7067	.024"
	50	JX50	B7HS	5110	BR7HIX	7067	.024"
	50	JX5A	B7HS	5110	BR7HIX	7067	.024"
	50	M5A	B7HS	5110	BR7HIX	7067	.024"
	50	MM5A	B7HS	5110	BR7HIX	7067	.024"
	50	MT5A	B7HS	5110	BR7HIX	7067	.024"
	50	XC50R	B7HS	5110	BR7HIX	7067	.024"
1953-1936		ALL MODELS - V-TWIN	B7HS	5110	BR7HIX	7067	.024"
INTRAMOTOR							
		1/2" REACH	B5HS	4210	---	---	.025"
		3/4" REACH	BP6ES	7333	BPR6EIX	6637	.025"
IRON MOUNTAIN							
		FOX COMMUTER - SCOOTER	C7HSA	4629	CR7HIX	7544	.025"
		FOX CRUISER - SCOOTER	DR8EA ^	7162	DR8EIX	6681	.028"
		FOX FREEDOM - SCOOTER	DR8EA ^	7162	DR8EIX	6681	.028"
		FOX Z - SCOOTER	C7HSA	4629	CR7HIX	7544	.025"
		SILVER FOX - SCOOTER	BPR7HS ^	6422	BPR7HIX	5944	.028"
ITAL JET							
1984-1981	350	350T TRAILS	BP5ES	7832	BPR5EIX	6597	.025"
1982-1981	75	100T TRAILS	B8ES	2411	BR8EIX	5044	.025"
1977-1976	75	CX80R	B7ES	1111	BR7EIX	6664	.025"
1976-1975	75	X80	B8HS	5510	BR8HIX	7001	.025"
	50	DRAGSTER 50LC	BP8HS	2630	BPR8HIX	6742	.024"
1984-1982	50	JC5C, M55	B6HS	7534	BR6HIX	3419	.024"
1982	50	JC5D	B5ES	6410	---	---	.024"
	50	KS50, 4V, GC50C	B5ES	6410	---	---	.024"
1984-1982	50	MM5B, M5D, N5B, M5C	B6HS	7534	BR6HIX	3419	.024"
	50	PR50 6V	B8ES	2411	BR8EIX	5044	.025"
	50	RX50, RX50 GRAND PRIX	B6ES	7432	---	---	.024"
	50	SX50	B6ES	7432	---	---	.024"
	50	TIFFANY, WINNER - 1/2" REACH	B5HS	4210	---	---	.025"
	50	YC5B, YC5C	B6HS	7534	BR6HIX	3419	.024"
ITALMOTOR							
		ALL MODELS	BP6ES	7333	BPR6EIX	6637	.025"
J C PENNEY							
		ALL MODELS	B5ES	6410	---	---	.025"
JAWA							
	500	500 DT SPEEDWAY	B9EGV	5827	BR9EIX	3981	.020"
	500	500 R SPECIAL	D8EA	2120	DR8EIX	6681	.020"
	360	GS360	B9HS	5810	BR9HIX	5687	.020"
	350	350TS	B6HS	7534	BR6HIX	3419	.020"
	350	361 SPORT, 362 CALIFORNIA IV	B8HS	5510	BR8HIX	7001	.020"
	350	CALIFORNIA, SUPER SPORT	B7HS	5110	BR7HIX	7067	.024"
	350	GS350, 350JSDT	B9HS	5810	BR9HIX	5687	.024"
	250	590 SPORT, 591 CALIFORNIA IV	B8HS	5510	BR8HIX	7001	.024"
	250	CALIFORNIA, MOTOCROSS, SPORT	B7HS	5110	BR7HIX	7067	.024"
	90	BABETTE, ROBOT, CEZETA	B7HS	5110	BR7HIX	7067	.024"
	90	MUSTANG, TRAIL, CROSS/ROADSTAR	B7HS	5110	BR7HIX	7067	.024"
	50	210 BABETTA	B5HS	4210	---	---	.025"
		SUPERSPORT	B9ES	2611	BR9EIX	3981	.032"
		ULTRASPORT	B9ES	2611	BR9EIX	3981	.032"
		Z10 SPORT	B9ES	2611	BR9EIX	3981	.032"
JETMOTO							
2007	200	SPORT TRAIL DIRTBIKE	DR8EB	4855	---	---	.032"



Denotes Original Equipment
 ^ Available in Blister Pack (see page 6)

Note: Due to different operating or engine conditions an alternate heat range plug maybe required.

MAKE/YR	ENGINE	MODEL NOTES	REGULAR PLUG	STK#	PREMIUM PLUG	STK#	GAP
JOLLY							
		ALL MODELS	B6HS	7534	BR6HIX	3419	.025"
KAWASAKI							
2007-2004	2000	VN2000 - VULCAN	---	---	IZFR6F-11 #	4095	.044"
2010-2006	2000	VN2000 - VULCAN CLASSIC/CLASSIC LT	---	---	IZFR6F-11 #	4095	.044"
2017-2009	1700	VN1700 - VULCAN 1700	---	---	ILZKAR7B11 #	1654	.044"
2008-2003	1600	VN1600-A - VULCAN CLASSIC	DPR6EA-9 # ^	5531	---	---	.036"
2008-2004	1600	VN1600-B - VULCAN MEAN STREAK	DPR6EA-9 # ^	5531	---	---	.036"
2008-2005	1600	VN1600-D - VULCAN NOMAD	DPR6EA-9 # ^	5531	---	---	.036"
2007-2003	1600	VN1600-E - VULCAN CLASSIC	DPR6EA-9 # ^	5531	---	---	.036"
2007-2005	1600	VN1600-G - VULCAN NOMAD	DPR6EA-9 # ^	5531	---	---	.036"
1987	1500	VN1500-A - VULCAN	DP6EA-9	1068	---	---	.036"
1989-1988	1500	VN1500-A - VULCAN	DP7EA-9	5629	DPR7EIX-9	7803	.036"
1990	1500	VN1500-A - VULCAN	DP8EA-9	5829	DPR8EIX-9	2202	.036"
1997-1991	1500	VN1500-A - VULCAN	DP7EA-9	5629	DPR7EIX-9	7803	.036"
1999-1996	1500	VN1500-A - VULCAN	DPR7EA-9 # ^	5129	DPR7EIX-9	7803	.036"
1987	1500	VN1500-B - VULCAN	DP6EA-9	1068	---	---	.036"
1988	1500	VN1500-B - VULCAN	DP7EA-9	5629	DPR7EIX-9	7803	.036"
1990	1500	VN1500-B - VULCAN	DP8EA-9	5829	DPR8EIX-9	2202	.036"
1997-1996	1500	VN1500-C L - VULCAN	DPR7EA-9 # ^	5129	DPR7EIX-9	7803	.036"
1998-1996	1500	VN1500-D - VULCAN CLASSIC	DPR7EA-9 # ^	5129	DPR7EIX-9	7803	.036"
2004-1998	1500	VN1500-E - VULCAN CLASSIC	DPR5EA-9	2887	---	---	.036"
2001-1999	1500	VN1500-G - VULCAN NOMAD	DPR5EA-9	2887	---	---	.036"
2000-1999	1500	VN1500-J - VULCAN DRIFTER	DPR6EA-9 ^	5531	---	---	.036"
2004-2000	1500	VN1500-L - VULCAN NOMAD	DPR6EA-9 ^	5531	---	---	.036"
1997	1500	VN1500-L - VULCAN NOMAD	DP7EA-9	5629	DPR7EIX-9	7803	.036"
2006-2000	1500	VN1500-N - VULCAN CLASSIC	DPR6EA-9 ^	5531	---	---	.036"
2008	1500	VN1500N8FA - VULCAN 1500 CLASSIC	DPR6EA-9 ^	5531	---	---	.036"
2004-2002	1500	VN1500-P - VULCAN MEAN STREAK	DPR6EA-9 ^	5531	---	---	.036"
2005-2001	1500	VN1500-R - VULCAN DRIFTER	DPR6EA-9 ^	5531	---	---	.036"
2007-2006	1500	VN1500-T - VULCAN CLASSIC	DPR6EA-9 # ^	5531	---	---	.036"
2017-2008	1400	ZG1400 - CONCOURS	---	---	CR9EIA-9 #	6289	.036"
2016-2006	1400	ZX1400 - NINJA ZX-14	---	---	CR9EIA-9	6289	.036"
1982-1979	1300	KZ1300-A	BP6ES	7333	BPR6EIX	6637	.032"
1980	1300	KZ1300-B	BP6ES	7333	BPR6EIX	6637	.032"
1988-1983	1300	ZN1300-A	BPR6ES ^	7131	BPR6EIX	6637	.032"
1986	1200	ZG1200-A - VOYAGER	DPR8EA-9 # ^	4929	DPR8EIX-9	2202	.036"
2003-1987	1200	ZG1200-B - VOYAGER	DPR8EA-9 # ^	4929	DPR8EIX-9	2202	.036"
2005-2004	1200	ZR1200-A	CR9EK ^	4548	CR9EIX	3521	.032"
2003-2001	1200	ZRX1200-A	CR9EK ^	4548	CR9EIX	3521	.032"
2005-2004	1200	ZRX1200-R	CR9EK ^	4548	CR9EIX	3521	.032"
2000	1200	ZX1200-A - NINJA	---	---	CR9EKPA	7785	.032"
2002-2001	1200	ZX1200-A - NINJA	CR9EK ^	4548	CR9EIX	3521	.032"
2006-2002	1200	ZX1200-B - NINJA	---	---	CR9EKPA	7785	.032"
2005-2002	1200	ZX1200-C - NINJA	CR9E	6263	CR9EIX	3521	.028"
2005-2000	1200	ZX12R - NINJA	---	---	CR9EKPA	7785	.032"
2005-2002	1200	ZZR1200	CR9E	6263	CR9EIX	3521	.036"
2005-2004	1200	ZZR1200R	CR9E	6263	CR9EIX	3521	.036"
1983-1981	1100	KZ1100-A	B8ES	2411	BR8EIX	5044	.032"
1982-1981	1100	KZ1100-B	B8ES	2411	BR8EIX	5044	.032"
1983-1982	1100	KZ1100-D	B8ES	2411	BR8EIX	5044	.032"
1983	1100	KZ1100-L	B8ES	2411	BR8EIX	5044	.032"
1985-1984	1100	ZN1100-B	B8ES	2411	BR8EIX	5044	.032"
1993	1100	ZR1100-A	CR9E	6263	CR9EIX	3521	.030"
2000-1999	1100	ZR1100-C	CR9EK ^	4548	CR9EIX	3521	.032"
2000-1999	1100	ZRX1100	CR9EK ^	4548	CR9EIX	3521	.032"
1983	1100	ZX1100-A	B8ES	2411	BR8EIX	5044	.032"

Motorcycle

Denotes Original Equipment

^ Available in Blister Pack (see page 6)

Note: Due to different operating or engine conditions an alternate heat range plug maybe required.

MAKE/YR	ENGINE	MODEL NOTES	REGULAR PLUG	STK#	PREMIUM PLUG	STK#	GAP
KAWASAKI Cont'd							
1984	1100	ZX1100-A	BR8ES ^	5422	BR8EIX	5044	.032"
1993-1990	1100	ZX1100-C - L/C	CR9E	6263	CR9EIX	3521	.030"
2001-1993	1100	ZX1100-D - L/C	CR9E	6263	CR9EIX	3521	.032"
1997-1995	1100	ZX1100-E - L/C	CR9EK ^	4548	CR9EIX	3521	.032"
1996	1100	ZX1100-F - L/C	CR9EK ^	4548	CR9EIX	3521	.032"
1982	1000	GPZ1000	B8ES	2411	BR8EIX	5044	.032"
2017-2015	1000	KLZ1000 - VERSYS 1000	---	---	CR9EIA-9	6289	.036"
1980-1977	1000	KZ1000-A	B8ES	2411	BR8EIX	5044	.032"
1980-1977	1000	KZ1000-B	B8ES	2411	BR8EIX	5044	.032"
1981-1978	1000	KZ1000-C	B8ES	2411	BR8EIX	5044	.032"
1978	1000	KZ1000-D	B8ES	2411	BR8EIX	5044	.032"
1980	1000	KZ1000-D	B8ES	2411	BR8EIX	5044	.032"
1980-1979	1000	KZ1000-E	B8ES	2411	BR8EIX	5044	.032"
1980	1000	KZ1000-G	B8ES	2411	BR8EIX	5044	.032"
1982-1981	1000	KZ1000-J	B8ES	2411	BR8EIX	5044	.032"
1982-1981	1000	KZ1000-K	B8ES	2411	BR8EIX	5044	.032"
1982-1981	1000	KZ1000-M	B8ES	2411	BR8EIX	5044	.032"
1982	1000	KZ1000-P	B8ES	2411	BR8EIX	5044	.032"
2005-1983	1000	KZ1000-P - POLICE	BR8ES ^	5422	BR8EIX	5044	.032"
1983-1982	1000	KZ1000-R	B8ES	2411	BR8EIX	5044	.032"
1982	1000	KZ1000-S	B8ES	2411	BR8EIX	5044	.032"
2006-2004	1000	Z1000A	CR9EK # ^	4548	CR9EIX	3521	.028"
1988-1986	1000	ZG1000-A - CONCOUR	D8EA	2120	DR8EIX	6681	.028"
1999-1990	1000	ZG1000-A - CONCOUR	D8EA	2120	DR8EIX	6681	.028"
2006-2000	1000	ZG1000-A - CONCOUR	DR8EA ^	7162	DR8EIX	6681	.028"
1987	1000	ZL1000-A	D8EA	2120	DR8EIX	6681	.028"
2006-2003	1000	ZR1000 - Z1000	CR9EK ^	4548	CR9EIX	3521	.032"
2008-2007	1000	ZR1000 - Z1000	---	---	CR9EIA-9 #	6289	.036"
2016-2010	1000	ZR1000 - Z1000	---	---	CR9EIA-9 #	6289	.036"
2015-2004	1000	ZX1000 - NINJA ZX-10R	---	---	CR9EIA-9 #	6289	.036"
2016	1000	ZX1000 - NINJA ZX-10R	---	---	SILMAR9B9 #	95399	.036"
2016-2015	1000	ZX1000 - NINJA H2, H2R SUPERCHARGED	---	---	SILMAR9B9 #	95399	.036"
1986	1000	ZX1000-A - NINJA	D8EA	2120	DR8EIX	6681	.028"
1987	1000	ZX1000-A - NINJA	D9EA	2420	DR9EIX	4772	.028"
1990-1988	1000	ZX1000-B - NINJA	C9E	7499	CR9EIX	3521	.032"
2013-2012	1000	ZX1000GCF, GDF, HCF, HDF	---	---	CR9EIA-9 #	6289	.036"
1977-1976	900	KZ900-A	B8ES	2411	BR8EIX	5044	.032"
1976	900	KZ900-B	B8ES	2411	BR8EIX	5044	.032"
1976	900	KZ900-C	B8ES	2411	BR8EIX	5044	.032"
2017-2006	900	VN900 - VULCAN 900 CLASSIC	CPR7EA-9 #	3901	CPR7EAIX-9	9198	.036"
2017-2007	900	VN900C - VULCAN 900 CUSTOM	CPR7EA-9 #	3901	CPR7EAIX-9	9198	.036"
1975-1973	900	Z1	B8ES	2411	BR8EIX	5044	.032"
1986-1985	900	ZL900-A	D8EA	2120	DR8EIX	6681	.028"
1986-1984	900	ZX900-A - NINJA	D8EA	2120	DR8EIX	6681	.028"
1997-1994	900	ZX900-B - NINJA	CR9EK # ^	4548	CR9EIX	3521	.028"
1999-1998	900	ZX900-C - NINJA	CR9EK # ^	4548	CR9EIX	3521	.028"
2001-2000	900	ZX900-E - NINJA	CR9EK # ^	4548	CR9EIX	3521	.028"
2003-2002	900	ZX900-F - NINJA	CR9EK # ^	4548	CR9EIX	3521	.028"
2006	800	VN800 - VULCAN	CPR7EA-9 #	3901	CPR7EAIX-9	9198	.036"
2005-1995	800	VN800-A - VULCAN	CR7E # ^	4578	CR7EIX	7385	.032"
2005-1996	800	VN800-B - VULCAN CLASSIC	CR7E # ^	4578	CR7EIX	7385	.032"
2000-1999	800	VN800-C - VULCAN	CR7E # ^	4578	CR7EIX	7385	.032"
2005-2001	800	VN800-E - VULCAN DRIFTER	CR7E # ^	4578	CR7EIX	7385	.032"
2006	800	VN800-F - VULCAN DRIFTER	CR7E # ^	4578	CR7EIX	7385	.032"
2016	800	ZR800 - Z800	CR9EK # ^	4548	CR9EIX	3521	.036"
1982	750	GPZ750	B7ES	1111	BR7EIX	6664	.032"



Denotes Original Equipment

^ Available in Blister Pack (see page 6)

Note: Due to different operating or engine conditions an alternate heat range plug maybe required.

MAKE/YR	ENGINE	MODEL NOTES	REGULAR PLUG	STK#	PREMIUM PLUG	STK#	GAP
KAWASAKI Cont'd							
1975-1972	750	H2	B9HS	5810	BR9HIX	5687	.028"
1983	750	KZ750 - 2-CYL.	B6ES	7432	---	---	.032"
1983	750	KZ750 - 4-CYL.	B8ES	2411	BR8EIX	5044	.032"
1979-1976	750	KZ750-B - 2-CYL.	B6ES	7432	---	---	.032"
1982-1980	750	KZ750-E - 4-CYL.	B8ES	2411	BR8EIX	5044	.032"
1980	750	KZ750-G - 2-CYL.	B6ES	7432	---	---	.032"
1983-1980	750	KZ750-H - 4-CYL.	B8ES	2411	BR8EIX	5044	.032"
1982	750	KZ750-M	B6ES	7432	---	---	.032"
1982	750	KZ750-S	B6ES	7432	---	---	.032"
2005	750	KZ750-S	CR9EK # ^	4548	CR9EIX	3521	.028"
2006-1986	750	VN750-A - VULCAN	DP7EA-9	5629	DPR7EIX-9	7803	.036"
2006-2005	750	Z750S	CR9EK # ^	4548	CR9EIX	3521	.028"
2006-2005	750	ZR750	CR9EK # ^	4548	CR9EIX	3521	.028"
1992-1991	750	ZR750-C	D9EA	2420	DR9EIX	4772	.028"
2000	750	ZR750-F	DR8EA ^	7162	DR8EIX	6681	.028"
2005-2001	750	ZR750-H	DR9EA #	3437	DR9EIX	4772	.028"
1985-1983	750	ZX750-A - NINJA	B9ES	2611	BR9EIX	3981	.032"
1984-1983	750	ZX750-E - NINJA	B9ES	2611	BR9EIX	3981	.024"
1990-1987	750	ZX750-F - NINJA	D8EA	2120	DR8EIX	6681	.028"
1991	750	ZX750-F - NINJA	C9E	7499	CR9EIX	3521	.032"
1990-1989	750	ZX750-H - NINJA	D8EA	2120	DR8EIX	6681	.028"
1992-1991	750	ZX750-J - NINJA	C9E	7499	CR9EIX	3521	.032"
1992-1991	750	ZX750-K - NINJA	C9E	7499	CR9EIX	3521	.032"
1995-1993	750	ZX750-L - NINJA	CR9E	6263	CR9EIX	3521	.030"
1994-1993	750	ZX750-M - NINJA	CR9E	6263	CR9EIX	3521	.030"
1997-1996	750	ZX750-N - NINJA	CR9E	6263	CR9EIX	3521	.030"
2003-1996	750	ZX750-P - NINJA	CR9E	6263	CR9EIX	3521	.030"
1984	700	KZ700-A	B8ES	2411	BR8EIX	5044	.032"
1985	700	VN700-A	DP7EA-9	5629	DPR7EIX-9	7803	.036"
1985-1984	700	ZN700-A	B8ES	2411	BR8EIX	5044	.032"
2001-2000	650	EJ650-A - W650 RETRO	CR8E ^	1275	CR8EIX	4218	.032"
2017-2015	650	EN650 - VULCAN S	---	---	CR9EIA-9 #	6289	.036"
2010-2009	650	ER650C - ER-6N	---	---	CR9EIA-9 #	6289	.036"
2017-2006	650	EX650 - NINJA 650	---	---	CR9EIA-9 #	6289	.036"
2014-1997	650	KL650	DPR8EA-9 # ^	4929	DPR8EIX-9	2202	.036"
1996-1987	650	KL650-A	DP8EA-9	5829	DPR8EIX-9	2202	.036"
1990	650	KL650-B	DP8EA-9	5829	DPR8EIX-9	2202	.036"
1996-1987	650	KL650R-A	DP8EA-9	5829	DPR8EIX-9	2202	.036"
2017-2007	650	KLE650 - VERSYS 650	---	---	CR9EIA-9 #	6289	.036"
2017-1997	650	KLR650	DPR8EA-9 # ^	4929	DPR8EIX-9	2202	.036"
1995-1993	650	KLX650-A	DPR8EA-9 # ^	4929	DPR8EIX-9	2202	.036"
1996-1993	650	KLX650-C	DPR8EA-9 # ^	4929	DPR8EIX-9	2202	.036"
1996	650	KLX650-D	DPR8EA-9 # ^	4929	DPR8EIX-9	2202	.036"
1996	650	KLX650R	DPR8EA-9 # ^	4929	DPR8EIX-9	2202	.036"
1979-1977	650	KZ650-B	B7ES	1111	BR7EIX	6664	.032"
1979-1977	650	KZ650-C	B7ES	1111	BR7EIX	6664	.032"
1980	650	KZ650-E	B7ES	1111	BR7EIX	6664	.032"
1980	650	KZ650-F	B7ES	1111	BR7EIX	6664	.032"
1983-1981	650	KZ650-H	B7ES	1111	BR7EIX	6664	.032"
1969-1966	650	W1	B7ES	1111	BR7EIX	6664	.032"
1969-1968	650	W2	B7ES	1111	BR7EIX	6664	.032"
2016-2003	636	ZX636 - NINJA ZX-6R	CR9E #	6263	CR9EIX	3521	.032"
1984	600	KL600-A	D8EA	2120	DR8EIX	6681	.028"
1986-1985	600	KL600-B	DP8EA-9	5829	DPR8EIX-9	2202	.036"
1987-1986	600	ZL600-A - ELIMINATOR	D9EA	2420	DR9EIX	4772	.028"
1997-1996	600	ZL600-B - ELIMINATOR	D8EA	2120	DR8EIX	6681	.028"

Motorcycle

Denotes Original Equipment

^ Available in Blister Pack (see page 6)

Note: Due to different operating or engine conditions an alternate heat range plug maybe required.

MAKE/YR	ENGINE	MODEL NOTES	REGULAR PLUG	STK#	PREMIUM PLUG	STK#	GAP
KAWASAKI Cont'd							
2008-2005	600	ZX600 - ZZR600	CR9E #	6263	CR9EIX	3521	.036"
2011-2005	600	ZX600 - NINJA ZX-6R	CR9E #	6263	CR9EIX	3521	.036"
1987-1985	600	ZX600-A - NINJA	D9EA	2420	DR9EIX	4772	.028"
1987	600	ZX600-B - NINJA	D9EA	2420	DR9EIX	4772	.028"
1997-1988	600	ZX600-C - NINJA	D9EA	2420	DR9EIX	4772	.028"
1993-1990	600	ZX600-D - NINJA	C9E	7499	CR9EIX	3521	.030"
2005-1993	600	ZX600-E - NINJA	CR9E	6263	CR9EIX	3521	.028"
1997-1995	600	ZX600-F - NINJA	CR9E	6263	CR9EIX	3521	.036"
1999-1998	600	ZX600-G - NINJA	CR9E	6263	CR9EIX	3521	.036"
2005-2000	600	ZX600-J - NINJA	CR9E	6263	CR9EIX	3521	.036"
2003	600	ZX600-K - NINJA	CR9E	6263	CR9EIX	3521	.036"
2004	600	ZX600-M - NINJA	CR9E	6263	CR9EIX	3521	.036"
2012	600	ZX600RCF	CR9E #	6263	CR9EIX	3521	.032"
2009-1995	600	ZX-6R - NINJA	CR9E #	6263	CR9EIX	3521	.028"
2006-2003	600	ZX-6RR - NINJA	CR9E	6263	CR9EIX	3521	.028"
2008-2002	600	ZZR600	CR9E #	6263	CR9EIX	3521	.028"
1982	550	GPZ550	D8EA	2120	DR8EIX	6681	.028"
1983-1980	550	KZ550-A	D8EA	2120	DR8EIX	6681	.028"
1983-1980	550	KZ550-C	D8EA	2120	DR8EIX	6681	.028"
1981	550	KZ550-D	D8EA	2120	DR8EIX	6681	.028"
1984-1983	550	KZ550-F	D8EA	2120	DR8EIX	6681	.028"
1983-1982	550	KZ550-H	D8EA	2120	DR8EIX	6681	.028"
1983	550	KZ550-M	D8EA	2120	DR8EIX	6681	.028"
1991-1990	550	ZR550-B	DR9EA	3437	DR9EIX	4772	.028"
1985-1984	550	ZX550-A	DP9EA-9	6629	DPR9EIX-9	5545	.036"
2009-2008	500	EN500 - VULCAN 500 LTD	DR9EA #	3437	DR9EIX	4772	.028"
1996-1990	500	EN500-A - VULCAN	D9EA	2420	DR9EIX	4772	.028"
2007-1996	500	EN500-C - VULCAN LTD	DR9EA #	3437	DR9EIX	4772	.028"
2009-1997	500	EX500 - NINJA	DR9EA #	3437	DR9EIX	4772	.028"
1993-1987	500	EX500-A	D9EA	2420	DR9EIX	4772	.028"
2006-1997	500	EX500-D - NINJA	DR9EA	3437	DR9EIX	4772	.028"
1996-1994	500	EX500-D - NINJA	D9EA	2420	DR9EIX	4772	.028"
1970-1969	500	H1 - CDI	BUHX	2522	---	---	---
1971	500	H1-A - CDI	BUHX	2522	---	---	---
1972	500	H1-B - MAG	B9HS	5810	BR9HIX	5687	.028"
1972	500	H1-C - CDI	BUHX	2522	---	---	---
1973	500	H1-D	B9HS	5810	BR9HIX	5687	.040"
1974	500	H1-E	B9HS	5810	BR9HIX	5687	.040"
1975	500	H1-F	B9HS	5810	BR9HIX	5687	.040"
1971-1970	500	H1R	B10ES	7928	BR10EIX	6801	.020"
1976	500	KH500	B9HS	5810	BR9HIX	5687	.040"
1984-1983	500	KX500-A	B9EG	3530	BR9EIX	3981	.024"
1986-1985	500	KX500-B	B8EG	3430	BR8EIX	5044	.024"
1987	500	KX500-C	B8EG	3430	BR8EIX	5044	.024"
1988	500	KX500-D	B8EG	3430	BR8EIX	5044	.024"
1997-1989	500	KX500-E	B8EG	3430	BR8EIX	5044	.024"
2004-1998	500	KX500-E	BR8EG SLD	3992	BR8EIX SLD	6747	.024"
1986-1985	450	EN450	D9EA	2420	DR9EIX	4772	.028"
1987	450	EN450	DR8EA ^	7162	DR8EIX	6681	.028"
1990-1988	450	EN450	D9EA	2420	DR9EIX	4772	.028"
1982	450	KDX450	B8ES	2411	BR8EIX	5044	.028"
2009-2008	450	KLX450R	CPR8EB-9 #	6607	---	---	.036"
1974	450	KX450	B9HS	5810	BR9HIX	5687	.040"
2017-2006	450	KX450F	CPR8EB-9 #	6607	---	---	.036"
1982-1980	440	KZ440-A	B7ES	1111	BR7EIX	6664	.028"
1981-1980	440	KZ440-B	B7ES	1111	BR7EIX	6664	.028"



Denotes Original Equipment

^ Available in Blister Pack (see page 6)

Note: Due to different operating or engine conditions an alternate heat range plug maybe required.

MAKE/YR	ENGINE	MODEL NOTES	REGULAR PLUG	STK#	PREMIUM PLUG	STK#	GAP
KAWASAKI Cont'd							
1983-1980	440	KZ440-D	B7ES	1111	BR7EIX	6664	.028"
1981	420	KDX420	B8ES	2411	BR8EIX	5044	.032"
1981-1980	420	KX420	B9ES	2611	BR9EIX	3981	.024"
1980-1979	400	KDX400	B8ES	2411	BR8EIX	5044	.032"
1977-1976	400	KH400	B8HS	5510	BR8HIX	7001	.028"
2004-2003	400	KLX400A	CR8E ^	1275	CR8EIX	4218	.032"
2004-2003	400	KLX400B	CR8E ^	1275	CR8EIX	4218	.032"
2004-2003	400	KLX400R	CR8E ^	1275	CR8EIX	4218	.032"
2004-2003	400	KLX400SR	CR8E ^	1275	CR8EIX	4218	.032"
1976-1975	400	KX400	B9ES	2611	BR9EIX	3981	.024"
1979-1974	400	KZ400	B7ES	1111	BR7EIX	6664	.032"
1975-1974	400	S3	B8HS	5510	BR8HIX	7001	.028"
1968-1967	350	A7	B9HS	5810	BR9HIX	5687	.028"
1971-1969	350	A7	BUHX	2522	---	---	---
1968-1967	350	A7SS	B9HS	5810	BR9HIX	5687	.028"
1971-1969	350	A7SS	BUHX	2522	---	---	---
1971-1970	350	F5	B10HS	2399	BR10HIX	6692	.040"
1975-1972	350	F9	B10HS	2399	BR10HIX	6692	.040"
1973-1972	350	S2	B9HS	5810	BR9HIX	5687	.028"
1987	305	EX305	DPR9EA-9 #	5329	DPR9EIX-9	5545	.036"
1983	305	KEX305	DP9EA-9	6629	DPR9EIX-9	5545	.036"
1982-1981	305	KZ305-A	D9EA	2420	DR9EIX	4772	.028"
1983-1982	305	KZ305-B	D9EA	2420	DR9EIX	4772	.028"
1988-1987	305	KZ305-B	D9EA	2420	DR9EIX	4772	.028"
2017-2013	300	EX300 - NINJA 300	CR8E # ^	1275	CR8EIX	4218	.032"
2006-1997	300	KLX300-A	CR8E ^	1275	CR8EIX	4218	.032"
2007-1997	300	KLX300-R	CR8E # ^	1275	CR8EIX	4218	.032"
1971-1967	250	A1	BUHX	2522	---	---	---
1971-1967	250	A1SS	BUHX	2522	---	---	---
1989-1988	250	EL250-D	C8HA	2168	CR8HIX	7669	.028"
1991	250	EL250-E	C8HA	2168	CR8HIX	7669	.028"
2011-2008	250	EX250 - NINJA 250R	CR8E # ^	1275	CR8EIX	4218	.032"
1986	250	EX250-E	C8HSA	6821	CR8HIX	7669	.028"
1987	250	EX250-E	C8HA	2168	CR8HIX	7669	.028"
1990-1988	250	EX250-F - NINJA	C8HA	2168	CR8HIX	7669	.028"
1995-1992	250	EX250-F - NINJA	C8HA	2168	CR8HIX	7669	.028"
2007-1996	250	EX250-F - NINJA	CR8HSA	2086	CR8HIX	7669	.028"
2006-1986	250	EX250-R - NINJA	CR8HSA	2086	CR8HIX	7669	.028"
1975-1973	250	F11	B9HS	5810	BR9HIX	5687	.028"
1973	250	F11M	B9HS	5810	BR9HIX	5687	.028"
1970-1968	250	F21M	B8HS	5510	BR8HIX	7001	.020"
1970-1969	250	F4	B8HS	5510	BR8HIX	7001	.024"
1972-1971	250	F8	B8HS	5510	BR8HIX	7001	.028"
1971	250	F81M	B8HS	5510	BR8HIX	7001	.028"
1980	250	KDX250-A	B8ES	2411	BR8EIX	5044	.032"
1983-1981	250	KDX250-B	B8ES	2411	BR8EIX	5044	.032"
1984	250	KDX250-B	B9ES	2611	BR9EIX	3981	.032"
1994-1991	250	KDX250-D	B9ES	2611	BR9EIX	3981	.032"
1979-1977	250	KE250-B	B8ES	2411	BR8EIX	5044	.032"
1976	250	KH250-A	B9HS	5810	BR9HIX	5687	.028"
2009	250	KL250 - SUPER SHERPA	CR8E # ^	1275	CR8EIX	4218	.032"
1982-1978	250	KL250-A	B7ES	1111	BR7EIX	6664	.030"
1983	250	KL250-C	B7ES	1111	BR7EIX	6664	.032"
1986-1985	250	KL250-D	DP9EA-9	6629	DPR9EIX-9	5545	.036"
1988-1987	250	KL250-D	B9EG	3530	BR9EIX	3981	.024"
1996-1989	250	KL250-D	DP9EA-9	6629	DPR9EIX-9	5545	.036"

Motorcycle

Denotes Original Equipment

^ Available in Blister Pack (see page 6)

Note: Due to different operating or engine conditions an alternate heat range plug maybe required.

MAKE/YR	ENGINE	MODEL NOTES	REGULAR PLUG	STK#	PREMIUM PLUG	STK#	GAP
KAWASAKI Cont'd							
2005-1997	250	KL250-D	DPR9EA-9 #	5329	DPR9EIX-9	5545	.036"
2004-2000	250	KL250-G - SUPER SHERPA	CR8E ^	1275	CR8EIX	4218	.032"
2005-1996	250	KLR250	DPR9EA-9 #	5329	DPR9EIX-9	5545	.036"
2014-2006	250	KLX250	CR8E # ^	1275	CR8EIX	4218	.032"
1980-1979	250	KLX250-A	B7ES	1111	BR7EIX	6664	.032"
1996-1994	250	KLX250-D	CR8E ^	1275	CR8EIX	4218	.032"
2006	250	KLX250H	CR8E ^	1275	CR8EIX	4218	.032"
1976-1975	250	KT250-A	B7HS	5110	BR7HIX	7067	.028"
2007	250	KX250	BR8ECM	3035	BR8ECMIX	3520	.032"
1981-1978	250	KX250-A	B9ES	2611	BR9EIX	3981	.024"
1976-1974	250	KX250-A	B9ES	2611	BR9EIX	3981	.024"
1982	250	KX250-B	B9ES	2611	BR9EIX	3981	.024"
1984-1983	250	KX250-C	B8EG	3430	BR8EIX	5044	.024"
1985	250	KX250-D	B8EG	3430	BR8EIX	5044	.024"
1986	250	KX250-D	B9EG	3530	BR9EIX	3981	.028"
1987	250	KX250-E	B9EG	3530	BR9EIX	3981	.028"
1988	250	KX250F	B9EG	3530	BR9EIX	3981	.028"
2006-2004	250	KX250F	CR8EB	7784	---	---	.032"
2010-2007	250	KX250F	CR8E # ^	1275	CR8EIX	4218	.032"
2017-2011	250	KX250F	CPR8EB-9 #	6607	---	---	.036"
1989	250	KX250-G	B9EG	3530	BR9EIX	3981	.028"
1991-1990	250	KX250-H	B9EG	3530	BR9EIX	3981	.028"
1993-1992	250	KX250-J	R6254E-9	5583	---	---	.024"
1998-1994	250	KX250-K	---	---	BR8EIX	6747	.024"
2003-1999	250	KX250-L	---	---	BR8EIX	6747	.024"
2004-2003	250	KX250-M	B8ES	2411	BR8EIX	5044	.032"
2006-2005	250	KX250-R	BR8ECM	3035	BR8ECMIX	3520	.032"
2009	250	KX250-W	CR8E # ^	1275	CR8EIX	4218	.032"
1983	250	KZ250-C	B8ES	2411	BR8EIX	5044	.032"
1981-1980	250	KZ250-D	B7ES	1111	BR7EIX	6664	.030"
1982	250	KZ250-L	B7ES	1111	BR7EIX	6664	.030"
1983	250	KZ250-R	B8ES	2411	BR8EIX	5044	.032"
1983	250	KZ250-V	B8ES	2411	BR8EIX	5044	.032"
1983	250	KZ250-W	B8ES	2411	BR8EIX	5044	.032"
1973	250	S1	B9HS	5810	BR9HIX	5687	.028"
1965	250	SG250	B6ES	7432	---	---	.024"
2012	249	EX250JCF	CR8E # ^	1275	CR8EIX	4218	.032"
2012	249	EX250JCFA	CR8E # ^	1275	CR8EIX	4218	.032"
2005-1997	220	KDX220-A	BR8ES ^	5422	BR8EIX	5044	.028"
2005-2003	220	KDX220-R	BR8ES ^	5422	BR8EIX	5044	.028"
1985-1983	200	KDX200-A	B9ES	2611	BR9EIX	3981	.032"
1988-1986	200	KDX200-C	B9ES	2611	BR9EIX	3981	.032"
1994-1989	200	KDX200-E	B9ES	2611	BR9EIX	3981	.032"
1996-1995	200	KDX200-H	B9ES	2611	BR9EIX	3981	.032"
2006-1997	200	KDX200-H	BR8ES SLD	3961	BR8EIX SLD	6747	.028"
1978	200	KZ200-A	B7ES	1111	BR7EIX	6664	.032"
1979	200	KZ200-A	B8ES	2411	BR8EIX	5044	.032"
1966	175	F1	B7HS	5110	BR7HIX	7067	.024"
1966	175	F1TR	B7HS	5110	BR7HIX	7067	.024"
1967	175	F2	B7HS	5110	BR7HIX	7067	.024"
1967	175	F2TR	B7HS	5110	BR7HIX	7067	.024"
1970-1968	175	F3	B8HS	5510	BR8HIX	7001	.028"
1975-1971	175	F7	B9HS	5810	BR9HIX	5687	.028"
1979-1976	175	KD175-A	B9HS	5810	BR9HIX	5687	.028"
1982-1980	175	KDX175	B9ES	2611	BR9EIX	3981	.030"
1978-1976	175	KE175	B8HS	5510	BR8HIX	7001	.028"



Denotes Original Equipment

^ Available in Blister Pack (see page 6)

Note: Due to different operating or engine conditions an alternate heat range plug maybe required.

MAKE/YR	ENGINE	MODEL NOTES	REGULAR PLUG	STK#	PREMIUM PLUG	STK#	GAP
KAWASAKI Cont'd							
1982-1980	175	KE175	B7ES	1111	BR7EIX	6664	.028"
1966-1965	150	B8S	B7HS	5110	BR7HIX	7067	.024"
2017-2008	140	KLX140, L	CR7HSA # ^	4549	CR7HIX	7544	.028"
1966-1965	125	B8	B7HS	5110	BR7HIX	7067	.024"
1966-1965	125	B8T	B7HS	5110	BR7HIX	7067	.024"
2009	125	BN125 - ELIMINATOR	CR7E # ^	4578	CR7EIX	7385	.032"
2007-2001	125	BN125-A - ELIMINATOR	CR7E # ^	4578	CR7EIX	7385	.032"
1969-1967	125	C2SS	B7HS	5110	BR7HIX	7067	.028"
1969-1967	125	C2TR	B7HS	5110	BR7HIX	7067	.028"
1973-1971	125	F6	B8HS	5510	BR8HIX	7001	.028"
1979-1975	125	KD125-A	B8HS	5510	BR8HIX	7001	.028"
1979-1976	125	KE125-A	B8HS	5510	BR8HIX	7001	.028"
1981-1980	125	KE125-A	B8ES	2411	BR8EIX	5044	.032"
1982	125	KE125-A	B9ES	2611	BR9EIX	3981	.028"
2006-2003	125	KLX125, KLX125L	DR8EA ^	7162	DR8EIX	6681	.028"
2006-2003	125	KLX125-A, KLX125-B	DR8EA ^	7162	DR8EIX	6681	.028"
1975-1974	125	KS125	B8HS	5510	BR8HIX	7001	.028"
2004	125	KX-125	---	---	R7376-8	5442	.032"
1976-1974	125	KX125-A	B9ES	2611	BR9EIX	3981	.024"
1981-1978	125	KX125-A	B9ES	2611	BR9EIX	3981	.024"
2003	125	KX125-A, KX125-B	DR8EA ^	7162	DR8EIX	6681	.028"
1982	125	KX125-B	B9ES	2611	BR9EIX	3981	.024"
1983	125	KX125-B	B10ES	7928	BR10EIX	6801	.024"
1984	125	KX125-C	B10ES	7928	BR10EIX	6801	.024"
1985	125	KX125-D	B10ES	7928	BR10EIX	6801	.024"
1987-1986	125	KX125-E	B10EG	3630	BR10EIX	6801	.028"
1988	125	KX125-F	B10EG	3630	BR10EIX	6801	.028"
1989	125	KX125-G	B10EG	3630	BR10EIX	6801	.028"
1990	125	KX125-H	B10EG	3630	BR10EIX	6801	.028"
1991	125	KX125-H	R6254K-105	4076	---	---	.028"
1993-1992	125	KX125-J	R6254K-105	4076	---	---	.028"
1998-1994	125	KX125-K	---	---	BR9EIX	3089	.024"
2002-1999	125	KX125-L	---	---	BR9EIX	3089	.024"
2003	125	KX125-M	---	---	BR9EIX	3089	.024"
2004	125	KX125-M	R7376-10	4457	---	---	.024"
2005	125	KX125-M	R6918B-8	4492	---	---	.024"
2017-2002	110	KLX110, L	CR6HSA #	2983	CR6HIX	7274	.028"
1966	100	D1	B7HS	5110	BR7HIX	7067	.028"
1975	100	G2SS	B8HS	5510	BR8HIX	7001	.028"
1971-1970	100	G31M	B9HS	5810	BR9HIX	5687	.020"
1971	100	G3TR	B8HS	5510	BR8HIX	7001	.028"
1975-1970	100	G4TR	B7HS	5110	BR7HIX	7067	.028"
1975-1972	100	G5	B8HS	5510	BR8HIX	7001	.028"
1979-1976	100	KD100-M	B7HS	5110	BR7HIX	7067	.028"
1977-1976	100	KE100-A	B8HS	5510	BR8HIX	7001	.028"
1981-1978	100	KE100-A	B8ES	2411	BR8EIX	5044	.028"
2001-1982	100	KE100-B	B8ES	2411	BR8EIX	5044	.028"
1976	100	KH100-B	B8HS	5510	BR8HIX	7001	.028"
1981-1976	100	KM100-A	B7HS	5110	BR7HIX	7067	.028"
1976	100	KV100-A	B7HS	5110	BR7HIX	7067	.028"
1997-1995	100	KX100	R6254K-105	4076	---	---	.032"
2017-1998	100	KX100	R6252K-105 #	2741	---	---	.032"
1974-1969	90	G3SS	B8HS	5510	BR8HIX	7001	.028"
1970-1969	90	G3TR	B8HS	5510	BR8HIX	7001	.028"
1975-1973	90	MC1	B7HS	5110	BR7HIX	7067	.028"
1975-1974	90	MC1M	B7HS	5110	BR7HIX	7067	.028"

Motorcycle

Denotes Original Equipment

^ Available in Blister Pack (see page 6)

Note: Due to different operating or engine conditions an alternate heat range plug maybe required.

MAKE/YR	ENGINE	MODEL NOTES	REGULAR PLUG	STK#	PREMIUM PLUG	STK#	GAP
KAWASAKI Cont'd							
1967-1965	85	J1	B7HS	5110	BR7HIX	7067	.028"
2017-2001	85	KX85	R6252K-105 #	2741	---	---	.032"
1982	80	AR80-A	BP7ES	1034	BPR7EIX	4055	.032"
1975	80	KD80	B7HS	5110	BR7HIX	7067	.028"
1976	80	KD80-A	B7HS	5110	BR7HIX	7067	.028"
1984-1980	80	KD80-M	B7HS	5110	BR7HIX	7067	.028"
1987-1986	80	KD80-M	B7HS	5110	BR7HIX	7067	.028"
1989-1988	80	KD80-N	BP8ES	2912	BPR8EIX	6684	.032"
1981-1980	80	KDX80-A	B8ES	2411	BR8EIX	5044	.032"
1983-1982	80	KDX80-B	B8ES	2411	BR8EIX	5044	.032"
1984	80	KDX80-C	B9ES	2611	BR9EIX	3981	.032"
1988-1985	80	KDX80-C	B8ES	2411	BR8EIX	5044	.032"
1979	80	KX80-A	B8HS	5510	BR8HIX	7001	.028"
1980	80	KX80-A	B9ES	2611	BR9EIX	3981	.032"
1982-1981	80	KX80-C	B9ES	2611	BR9EIX	3981	.032"
1985-1983	80	KX80-E	B9EG	3530	BR9EIX	3981	.024"
1987-1986	80	KX80-G	B9EG	3530	BR9EIX	3981	.024"
1987	80	KX80-J	B9EG	3530	BR9EIX	3981	.024"
1990-1988	80	KX80-L	B9EG	3530	BR9EIX	3981	.024"
1990-1988	80	KX80-N	B9EG	3530	BR9EIX	3981	.024"
1991	80	KX80-R	B9EG	3530	BR9EIX	3981	.024"
1997-1992	80	KX80-R	R6252K-105	2741	---	---	.032"
1991	80	KX80-T	B9EG	3530	BR9EIX	3981	.024"
1994-1992	80	KX80-T	R6252K-105	2741	---	---	.032"
2000-1998	80	KX80-W	R6254K-105	4076	---	---	.032"
1980-1976	75	KV75	B7HS	5110	BR7HIX	7067	.028"
1972-1971	75	MT1-A	B7HS	5110	BR7HIX	7067	.028"
1974	75	MT1-B	B7HS	5110	BR7HIX	7067	.028"
1975	75	MT1-C	B7HS	5110	BR7HIX	7067	.028"
2017-2000	65	KX65	BR10EG #	3830	BR10EIX	6801	.024"
1984-1983	60	KX60-A	B9ES	2611	BR9EIX	3981	.028"
1988-1985	60	KX60-B	B9EG	3530	BR9EIX	3981	.032"
1998-1990	60	KX60-B	B9EG	3530	BR9EIX	3981	.032"
2003-1999	60	KX60-B	B9EG SLD	3998	BR9EIX SLD	3089	.032"
1966-1965	60	M11	B7HS	5110	BR7HIX	7067	.028"
1982	50	AR50	B8ES	2411	BR8EIX	5044	.028"
2006-2003	50	KDX50-A	BPR4HS #	7823	---	---	.028"
1966-1965	50	M10	B7HS	5110	BR7HIX	7067	.028"
1970-1969	50	MB1 - KT30	B6S	3510	---	---	.024"
1971	50	MB1-A	B6S	3510	---	---	.024"
KREIDLER							
		ALL MODELS	B5HS	4210	---	---	.025"
KTM							
2016-2014	1290	1290 SUPER DUKE R - 12MM PLUG	---	---	LKAR9BI9 #	6205	.036"
2016-2014	1290	1290 SUPER DUKE R - 14MM PLUG	LMAR7A-9 #	4908	---	---	.036"
2013	1190	1190 ADVENTURE	LMAR7A-9 #	4908	---	---	.036"
2016-2014	1190	1190 ADVENTURE, R - 12MM PLUG	---	---	LKAR9BI9 #	6205	.036"
2016-2014	1190	1190 ADVENTURE, R - 14MM PLUG	LMAR7A-9 #	4908	---	---	.036"
2011-2009	1190	1190 RC8	---	---	LKAR9BI9 #	6205	.036"
2014	1190	1190 RC8R - 12MM PLUG	---	---	LKAR9BI9 #	6205	.036"
2014	1190	1190 RC8R - 14MM PLUG	LMAR7A-9 #	4908	---	---	.036"
2012	1190	RC8R BLACK	LMAR7A-9	4908	---	---	.036"
2012	1190	RC8R WHITE	LMAR7A-9	4908	---	---	.036"
2011-2010	999	SUPERMOTO R	---	---	KR8DI #	4742	.032"
2011-2010	999	SUPERMOTO T	---	---	KR8DI #	4742	.032"
2012-2009	990	990 ADVENTURE	---	---	LKAR8BI9	1553	.036"



Denotes Original Equipment
 ^ Available in Blister Pack (see page 6)

Note: Due to different operating or engine conditions an alternate heat range plug maybe required.

MAKE/YR	ENGINE	MODEL NOTES	REGULAR PLUG	STK#	PREMIUM PLUG	STK#	GAP
KTM Cont'd							
2011-2009	990	990 ADVENTURE R	---	---	LKAR8BI9	1553	.036"
2008-2007	990	990 ADVENTURE S	DCPR8E ^	4339	DCPR8EIX	6546	.032"
2008-2007	990	990 SUPERDUKE	---	---	KR8DI #	4742	.032"
2005-2003	950	950 ADVENTURE, ADVENTURE S - PFI	CR8EK	3478	CR8EIX	4218	.024"
2007-2006	950	950 SUPERMOTO/R	CR8EK #	3478	CR8EIX	4218	.028"
2004-2003	950	LC8 - 2 CYLINDER	CR8EK	3478	CR8EIX	4218	.024"
2011-2009	690	690 DUKE	---	---	LKAR8AI-9 #	6706	.036"
2013	690	690 DUKE	LMAR7A-9 #	4908	---	---	.036"
2015-2014	690	690 DUKE - 12MM PLUG	---	---	LKAR9BI9 #	6205	.036"
2015-2014	690	690 DUKE - 14MM PLUG	LMAR7A-9 #	4908	---	---	.036"
2013-2009	690	690 ENDURO R	---	---	LKAR8AI-9 #	6706	.036"
2015-2014	690	690 ENDURO R - 12MM PLUG	---	---	LKAR9BI9 #	6205	.036"
2015-2014	690	690 ENDURO R - 14MM PLUG	LMAR7A-9 #	4908	---	---	.036"
2009	690	690 RFR	---	---	LKAR8AI-9 #	6706	.036"
2011-2009	690	690 SMC	---	---	LKAR8AI-9 #	6706	.036"
2002-2001	660	660 RALLY	DPR8EA-9 ^	4929	DPR8EIX-9	2202	.036"
2004-2003	660	660 RALLY	DR9EA	3437	DR9EIX	4772	.028"
2007-2005	640	640 ADVENTURE	DCPR8E ^	4339	DCPR8EIX	6546	.032"
2002-1999	640	640 LC4 ADV. RALLY	DR8EA ^	7162	DR8EIX	6681	.024"
2006-2003	640	640 LC4 ADV. RALLY	DCPR8E ^	4339	DCPR8EIX	6546	.032"
2002-2000	640	640 LC4 DUAL	DR8EA ^	7162	DR8EIX	6681	.024"
2004-2003	640	640 LC4 DUAL	DCPR8E ^	4339	DCPR8EIX	6546	.032"
2002-1999	640	640 LC4 DUKE II	DR8EA ^	7162	DR8EIX	6681	.024"
2004-2003	640	640 LC4 DUKE II	DCPR8E ^	4339	DCPR8EIX	6546	.032"
2002-2000	640	640 LC4 SUPER MOTO	DR8EA ^	7162	DR8EIX	6681	.024"
2004-2003	640	640 LC4 SUPER MOTO	DCPR8E ^	4339	DCPR8EIX	6546	.032"
2004-2003	625	625 SXC	DCPR8E ^	4339	DCPR8EIX	6546	.032"
2005-2004	625	625 SXM	DCPR8E ^	4339	DCPR8EIX	6546	.032"
1997-1996	620	620 DUKE	D8EA	2120	DR8EIX	6681	.024"
1998-1994	620	620 EXC	D8EA	2120	DR8EIX	6681	.024"
1998-1997	620	620 RALLY	D8EA	2120	DR8EIX	6681	.024"
1998-1994	620	620 RXC	D8EA	2120	DR8EIX	6681	.024"
1998-1996	620	620 SX	D8EA	2120	DR8EIX	6681	.024"
1998-1994	620	LC4	DCPR8E ^	4339	DCPR8EIX	6546	.024"
1990-1986	600	600	D8EA	2120	DR8EIX	6681	.024"
1992	600	600 LC4	DP9EA-9	6629	DPR9EIX-9	5545	.036"
1993	600	600 LC4 EXC	D8EA	2120	DR8EIX	6681	.036"
1990-1986	600	600 MX	D8EA	2120	DR8EIX	6681	.024"
2007-2006	560	560 SMR - 4-STROKE	DCPR8E ^	4339	DCPR8EIX	6546	.024"
1994-1993	550	550 MXC	B9EGV	5827	BR9EIX	3981	.024"
1996-1995	550	550 MXC	B8EGV	5627	BR8EIX SLD	6747	.024"
2006	540	540 SXS	DCPR8E # ^	4339	DCPR8EIX	6546	.028"
2008	530	530 EXC-R	LKAR8A-9 #	4786	---	---	.036"
2011-2009	530	530 EXC-R	---	---	LKAR8AI-9 #	6706	.036"
2008	530	530 XCRW	LKAR8A-9 #	4786	---	---	.036"
2011-2009	530	530 XC-W	---	---	LKAR8AI-9 #	6706	.036"
2005-2003	525	525 EXC	DCPR8E ^	4339	DCPR8EIX	6546	.032"
2007-2003	525	525 EXC RACING	DCPR8E # ^	4339	DCPR8EIX	6546	.028"
2005-2003	525	525 MXC	DCPR8E ^	4339	DCPR8EIX	6546	.032"
2004-2003	525	525 SMC	DCPR8E ^	4339	DCPR8EIX	6546	.032"
2005	525	525 SMR	DCPR8E ^	4339	DCPR8EIX	6546	.032"
2006-2003	525	525 SX	DCPR8E # ^	4339	DCPR8EIX	6546	.028"
2009-2006	525	525 XC/XC-W	DCPR8E # ^	4339	DCPR8EIX	6546	.028"
2007	525	XC DESERT RACING	DCPR8E # ^	4339	DCPR8EIX	6546	.028"
2002-2000	520	520 EXC	CR8EK	3478	CR8EIX	4218	.024"
2002-2000	520	520 MXC	CR8EK	3478	CR8EIX	4218	.024"

Motorcycle

Denotes Original Equipment

^ Available in Blister Pack (see page 6)

Note: Due to different operating or engine conditions an alternate heat range plug maybe required.

MAKE/YR	ENGINE	MODEL NOTES	REGULAR PLUG	STK#	PREMIUM PLUG	STK#	GAP
KTM Cont'd							
2002-2000	520	520 SX	CR8EK	3478	CR8EIX	4218	.024"
2010-2009	510	525 XC	DCPR8E ^	4339	DCPR8EIX	6546	.028"
2010-2008	505	505 SX	CR9EKB #	2305	---	---	.032"
2009-2008	505	505 XCF	CR9EKB #	2305	---	---	.032"
1992	500	500 DXE	B9EGV	5827	BR9EIX	3981	.024"
2016-2012	500	500 EXC	---	---	LKAR8A1-9 #	6706	.036"
1992	500	500 SX	B9EGV	5827	BR9EIX	3981	.024"
2016-2013	500	500 XC-W	---	---	LKAR8A1-9 #	6706	.036"
1990-1983	500	GS500 - 2-STROKE	B9EG	3530	BR9EIX	3981	.024"
1989-1988	500	GS500 - 4-STROKE	D8EA	2120	DR8EIX	6681	.024"
1990-1983	500	MC500 - 2-STROKE	B9EG	3530	BR9EIX	3981	.024"
1989-1988	500	MC500 - 4-STROKE	D8EA	2120	DR8EIX	6681	.024"
1982-1981	500	MOTOCROSS	B9ES	2611	BR9EIX	3981	.024"
1987-1984	500	MXC	B9EG	3530	BR9EIX	3981	.024"
2005-2003	450	450 EXC	DCPR8E ^	4339	DCPR8EIX	6546	.032"
2007-2003	450	450 EXC RACING	DCPR8E # ^	4339	DCPR8EIX	6546	.028"
2011-2009	450	450 EXC-R	---	---	LKAR8A1-9 #	6706	.036"
2008	450	450 EXCR, XCRW	LKAR8A-9 #	4786	---	---	.036"
2005-2003	450	450 MXC	DCPR8E ^	4339	DCPR8EIX	6546	.032"
2004-2003	450	450 SMC	DCPR8E ^	4339	DCPR8EIX	6546	.032"
2007-2005	450	450 SMR	DCPR8E ^	4339	DCPR8EIX	6546	.032"
2009	450	450 SMR	CR9EKB #	2305	---	---	.032"
2006-2003	450	450 SX	DCPR8E # ^	4339	DCPR8EIX	6546	.028"
2010-2009	450	450 SX	CR9EKB	2305	---	---	.032"
2013-2007	450	450 SX-F	CR9EKB #	2305	---	---	.032"
2015-2014	450	450 SX-F	---	---	LKAR8A1-9 #	6706	.036"
2016	450	450 SX-F	---	---	LMAR9A1-8 #	97225	.032"
2016-2015	450	450 SX-F FACTORY EDITION	---	---	LMAR9A1-8 #	97225	.032"
2010-2009	450	450 XC	DCPR8E ^	4339	DCPR8EIX	6546	.028"
2007	450	450 XC/XC-W	DCPR8E # ^	4339	DCPR8EIX	6546	.028"
2009-2008	450	450 XC-F	CR9EKB #	2305	---	---	.032"
2015-2013	450	450 XC-F	---	---	LKAR8A1-9 #	6706	.036"
2016	450	450 XF-F	---	---	LMAR9A1-8 #	97225	.032"
2008	450	450 XCRW	LKAR8A-9 #	4786	---	---	.036"
2016-2009	450	450 XC-W	---	---	LKAR8A1-9 #	6706	.036"
2012	450	SMR	CR9EKB #	2305	---	---	.032"
2009	450	XC ATV	DCPR8E # ^	4339	DCPR8EIX	6546	.028"
2012-2009	450	XC-W	---	---	LKAR8A1-9 #	6706	.036"
1995-1994	440	440 EXC	B8EGV	5627	BR8EIX SLD	6747	.024"
1995-1994	440	440 MXC	B8EGV	5627	BR8EIX SLD	6747	.024"
1980	420	GS80	B9ES	2611	BR9EIX	3981	.024"
1980	420	MC80	B9ES	2611	BR9EIX	3981	.024"
1984	420	MXC	B9EG	3530	BR9EIX	3981	.024"
1998-1994	400	400 EXC	D8EA	2120	DR8EIX	6681	.024"
2002-2000	400	400 EXC	CR8EK	3478	CR8EIX	4218	.024"
2006-2003	400	400 EXC	DCPR8E # ^	4339	DCPR8EIX	6546	.028"
2007	400	400 EXC RACING	DCPR8E # ^	4339	DCPR8EIX	6546	.028"
1977	400	400 GP CC	B9HS	5810	BR9HIX	5687	.024"
1977	400	400 GP MX	B9HS	5810	BR9HIX	5687	.024"
1979	400	400 GS-80	B9HS	5810	BR9HIX	5687	.024"
1977	400	400 ISDT ENDURO	B9HS	5810	BR9HIX	5687	.024"
1993	400	400 LC4 EXC	D8EA	2120	DR8EIX	6681	.036"
2001-2000	400	400 LC4 SXC	CR8EK	3478	CR8EIX	4218	.024"
1979	400	400 MC-80	B9HS	5810	BR9HIX	5687	.024"
2002-2001	400	400 MXC	CR8EK	3478	CR8EIX	4218	.024"
1998-1994	400	400 RXC	D8EA	2120	DR8EIX	6681	.024"

Denotes Original Equipment
 ^ Available in Blister Pack (see page 6)

Note: Due to different operating or engine conditions an alternate heat range plug maybe required.



MAKE/YR	ENGINE	MODEL NOTES	REGULAR PLUG	STK#	PREMIUM PLUG	STK#	GAP
KTM Cont'd							
1998	400	400 SX	D8EA	2120	DR8EIX	6681	.024"
2002-2000	400	400 SX	CR8EK	3478	CR8EIX	4218	.024"
1982	400	400 WR	B9ES	2611	BR9EIX	3981	.024"
2007	400	400 XCW	DCPR8E # ^	4339	DCPR8EIX	6546	.028"
2010-2009	400	400 XCW	---	---	LKAR8AI-9 #	6706	.036"
2016-2015	390	390 DUKE	---	---	LKAR8AI-9 #	6706	.036"
1980	390	390 GS-80	B8HS	5510	BR8HIX	7001	.024"
1981	390	390 WR	B8HS	5510	BR8HIX	7001	.024"
2002-1998	380	380 EXC	BR8ECM	3035	BR8ECMIX	3520	.024"
2001-1998	380	380 MXC	BR8ECM	3035	BR8ECMIX	3520	.024"
2002-1998	380	380 SX	BR8ECM	3035	BR8ECMIX	3520	.024"
1996	360	360 EXC	BR8EG	3130	BR8EIX	5044	.024"
1996	360	360 MXC	BR8EG	3130	BR8EIX	5044	.024"
1997	360	360 MXC	BR8ECM	3035	BR8ECMIX	3520	.024"
1996	360	360 SX	BR8EG	3130	BR8EIX	5044	.024"
1997	360	360 SX	BR8ECM	3035	BR8ECMIX	3520	.024"
1990-1985	350	350 ENDURO	B9EG	3530	BR9EIX	3981	.024"
1990-1985	350	350 EXC	B9EG	3530	BR9EIX	3981	.024"
2016-2013	350	350 EXC-F	---	---	LMAR9AI-8 #	97225	.032"
1990-1985	350	350 MXC	B9EG	3530	BR9EIX	3981	.024"
2016-2011	350	350 SX-F	---	---	LMAR9AI-8 #	97225	.032"
2016-2013	350	350 XC-F	---	---	LMAR9AI-8 #	97225	.032"
2016-2013	350	350 XCF-W	---	---	LMAR9AI-8 #	97225	.032"
2013	350	350 XS-F	---	---	LMAR9AI-8 #	97225	.032"
2012	350	EXC-F	---	---	LMAR9AI-8 #	97225	.032"
1990	300	300 DXC	B9EG	3530	BR9EIX	3981	.024"
1992-1991	300	300 DXC	B9EGV	5827	BR9EIX	3981	.024"
1990	300	300 EXC	B9EG	3530	BR9EIX	3981	.024"
1995-1991	300	300 EXC	B9EGV	5827	BR9EIX	3981	.024"
1996	300	300 EXC	BR8EG	3130	BR8EIX	5044	.024"
2005-1998	300	300 EXC	BR8ECM	3035	BR8ECMIX	3520	.024"
2006	300	300 EXC	BR7ES #	5122	BR7EIX	6664	.028"
1990	300	300 MXC	B9EG	3530	BR9EIX	3981	.024"
1994-1993	300	300 MXC	B9EGV	5827	BR9EIX	3981	.024"
1996	300	300 MXC	BR8EG	3130	BR8EIX	5044	.024"
2005-1997	300	300 MXC	BR8ECM	3035	BR8ECMIX	3520	.024"
1992-1991	300	300 SX	B9EGV	5827	BR9EIX	3981	.024"
2016-2006	300	300 XC/300 XC-W	BR7ES #	5122	BR7EIX	6664	.028"
1982-1981	250	250 CR	B9ES	2611	BR9EIX	3981	.024"
1992-1991	250	250 DXE	B9EGV	5827	BR9EIX	3981	.024"
2016-2015	250	250 FREERIDE, R	BR7ES #	5122	BR7EIX	6664	.028"
1990-1987	250	250 EXC	B9EG	3530	BR9EIX	3981	.024"
1995-1991	250	250 EXC	B9EGV	5827	BR9EIX	3981	.024"
1996	250	250 EXC	BR8EG	3130	BR8EIX	5044	.024"
2005-1997	250	250 EXC	BR8ECM	3035	BR8ECMIX	3520	.024"
2006	250	250 EXC	BR7ES #	5122	BR7EIX	6664	.028"
2005-2003	250	250 EXC RACING	DCPR8E # ^	4339	DCPR8EIX	6546	.028"
1977	250	250 GP CC	B9HS	5810	BR9HIX	5687	.024"
1977	250	250 GP MX	B9HS	5810	BR9HIX	5687	.024"
1979	250	250 GS-80	B9HS	5810	BR9HIX	5687	.024"
1979	250	250 MC-80	B9HS	5810	BR9HIX	5687	.024"
1980	250	250 MC-80	B8HS	5510	BR8HIX	7001	.024"
1994-1984	250	250 MXC	B9EG	3530	BR9EIX	3981	.024"
2001-1998	250	250 MXC	BR8ECM	3035	BR8ECMIX	3520	.024"
1995-1991	250	250 SX	B9EGV	5827	BR9EIX	3981	.024"
1996	250	250 SX	BR8EG	3130	BR8EIX	5044	.024"

Motorcycle

Denotes Original Equipment

^ Available in Blister Pack (see page 6)

Note: Due to different operating or engine conditions an alternate heat range plug maybe required.

MAKE/YR	ENGINE	MODEL NOTES	REGULAR PLUG	STK#	PREMIUM PLUG	STK#	GAP
KTM Cont'd							
2006	250	250 SX - 2-STROKE	BR8ES ^	5422	BR8EIX	5044	.032"
2016-1997	250	250 SX	BR8ECM #	3035	BR8ECMIX	3520	.032"
2011-2006	250	250 SX-F	CR9EKB #	2305	---	---	.032"
2013	250	250 SX-F	CR9EK # ^	4548	CR9EIX	3521	.028"
2016-2014	250	250 SX-F	---	---	LMAR9AI-8 #	97225	.032"
2006	250	250 SXS	BR8ECM #	3035	BR8ECMIX	3520	.032"
1982-1981	250	250 WR	B9ES	2611	BR9EIX	3981	.024"
2016-2006	250	250 XC/250 XC-W	BR7ES #	5122	BR7EIX	6664	.028"
2013-2007	250	250 XC-F/XCF-W/ EXC-F	CR9EKB #	2305	---	---	.032"
2016-2014	250	250 XC-F	---	---	LMAR9AI-8 #	97225	.032"
2007	250	250 XC-SW	CR9EKB #	2305	---	---	.032"
2016-2014	250	250 XCF-W	---	---	LMAR9AI-10	93188	.040"
1977	250	ISDT ENDURO	B9HS	5810	BR9HIX	5687	.024"
2006-1998	200	200 EXC	BR8EG SLD #	3992	BR8EIX SLD	6747	.024"
2004-1998	200	200 MXC	BR8EG SLD	3992	BR8EIX SLD	6747	.024"
2004-2003	200	200 SX	BR9ES ^	5722	BR9EIX	3981	.024"
2016-2006	200	200 XC/200 XC-W	BR8EG SLD #	3992	BR8EIX SLD	6747	.024"
1977	175	175 GP CC	B9HS	5810	BR9HIX	5687	.024"
1977	175	175 GP MX	B9HS	5810	BR9HIX	5687	.024"
1979	175	175 GS-80	B8HS	5510	BR8HIX	7001	.024"
1980-1979	175	175 MC-80	B8HS	5510	BR8HIX	7001	.024"
1977	175	ISDT ENDURO	B9HS	5810	BR9HIX	5687	.024"
2013-2009	150	150 SX	BR9ECM	3252	BR9ECMIX	2707	.024"
2016-2014	150	150 SX	---	---	BR9ECMIX #	2707	.032"
2013-2010	150	150 XC	BR9ECM	3252	BR9ECMIX	2707	.024"
2014	150	150 XC	---	---	BR9ECMIX #	2707	.032"
2008	144	144 SX	BR9ECM	3252	BR9ECMIX	2707	.024"
1993	125	125 EXC	B9EGV	5827	BR9EIX	3981	.024"
1995-1994	125	125 EXC	B10EGV	5927	---	---	.024"
1996	125	125 EXC	BR10EG	3830	BR10EIX	6801	.024"
1997	125	125 EXC	B10EGV	5927	---	---	.024"
2001-1998	125	125 EXC	R6918B-8	4492	---	---	.024"
2006-2005	125	125 EXC	BR9ES SLD ^	3194	BR9EIX SLD	3089	.024"
1977	125	125 GP CC	B9HS	5810	BR9HIX	5687	.024"
1977	125	125 GP MX	B9HS	5810	BR9HIX	5687	.024"
1979	125	125 GS-80	B9HS	5810	BR9HIX	5687	.024"
1986-1984	125	125 MC	B10EG	3630	BR10EIX	6801	.024"
1979	125	125 MC-80	B9HS	5810	BR9HIX	5687	.024"
1986-1984	125	125 MXC	B10EG	3630	BR10EIX	6801	.024"
1994-1991	125	125 SX	B10EGV	5927	---	---	.024"
1997-1995	125	125 SX	BR10EG	3830	BR10EIX	6801	.024"
2001-1998	125	125 SX	R6918B-8	4492	---	---	.024"
2007-2002	125	125 SX	BR9ES SLD ^	3194	BR9EIX SLD	3089	.024"
2013-2008	125	125 SX	BR9ECM	3252	BR9ECMIX	2707	.024"
2016-2014	125	125 SX	---	---	BR9ECMIX #	2707	.032"
1977	125	ISDT ENDURO	B9HS	5810	BR9HIX	5687	.024"
1999-1996	125	LC2	BR9ES ^	5722	BR9EIX	3981	.024"
1982-1981	125	RV125CR	B9ES	2611	BR9EIX	3981	.024"
1982-1981	125	RV125LC	B9ES	2611	BR9EIX	3981	.024"
1982-1981	125	RV125WR	B9ES	2611	BR9EIX	3981	.024"
1998-1997	125	STING	BR9ES ^	5722	BR9EIX	3981	.024"
2006-2004	105	105 SX	BR10ECM	4234	BR10ECMIX	3006	.024"
2007	105	105 SX	BR9ES ^	5722	BR9EIX	3981	.024"
2011-2008	105	105 SX	BR9ECM	3252	BR9ECMIX	2707	.024"
2010-2008	105	105 XC	BR9ECM	3252	BR9ECMIX	2707	.024"
2006-2003	85	85 SX	BR10ECM	4234	BR10ECMIX	3006	.032"



Denotes Original Equipment

^ Available in Blister Pack (see page 6)

Note: Due to different operating or engine conditions an alternate heat range plug maybe required.

MAKE/YR	ENGINE	MODEL NOTES	REGULAR PLUG	STK#	PREMIUM PLUG	STK#	GAP
KTM Cont'd							
2007	85	85 SX	BR9ES ^	5722	BR9EIX	3981	.024"
2011-2009	85	85 SX	BR9ECM	3252	BR9ECMIX	2707	.024"
2013	85	85 SX	BR9ECM	3252	BR9ECMIX	2707	.024"
2016-2013	85	85 SX 17/14	---	---	BR9ECMIX #	2707	.024"
2016-2016	85	85 SX 19/16	---	---	BR9ECMIX #	2707	.024"
2015	85	85 SXS 19/16	---	---	BR9ECMIX #	2707	.024"
2008	85	85 XC	BR9ES ^	5722	BR9EIX	3981	.024"
2009	85	85 XC	BR9ECM	3252	BR9ECMIX	2707	.024"
2001-1998	65	65 SX	---	---	R7435-10	4897	.024"
2007-2002	65	65 SX	BR8ECM #	3035	BR8ECMIX	3520	.032"
2016-2009	65	65 SX	LR8B #	6208	---	---	.028"
2008	65	65 XC	BR8ECM #	3035	BR8ECMIX	3520	.032"
2009	65	65 XC	LR8B #	6208	---	---	.028"
2002-2001	50	50 JR	BR8HS SLD	6715	BR8HIX	7001	.024"
1999-1998	50	50 MINI	B8HS	5510	BR8HIX	7001	.024"
2002-2000	50	50 MINI	BR8HS SLD	6715	BR8HIX	7001	.024"
2005	50	50 MINI	BR8ECM #	3035	BR8ECMIX	3520	.032"
2013	50	50 MINI	LR8B #	6208	---	---	.028"
2007-2003	50	50 MINI ADVENTURE	BR8ECM #	3035	BR8ECMIX	3520	.032"
2007-2005	50	50 SENIOR ADVENTURE	BR8ECM #	3035	BR8ECMIX	3520	.032"
2002-2000	50	50 SR	BR8HS SLD	6715	BR8HIX	7001	.024"
2005-2003	50	50 SR ADVENTURE	BR8ECM	3035	BR8ECMIX	3520	.032"
2006	50	50 SUPERMOTO	BR8ECM #	3035	BR8ECMIX	3520	.032"
1995-1994	50	50 SX	B7HS	5110	BR7HIX	7067	.024"
1996	50	50 SX	B8HS	5510	BR8HIX	7001	.024"
2007-2006	50	50 SX	BR8ECM #	3035	BR8ECMIX	3520	.032"
2016-2009	50	50 SX	LR8B #	6208	---	---	.028"
2009	50	50 SX JUNIOR	LR8B #	6208	---	---	.028"
2008	50	50 SX MINI	BR8ECM #	3035	BR8ECMIX	3520	.032"
2016-2009	50	50 SX MINI	LR8B #	6208	---	---	.028"
1997	50	50 SX PRO JR.	B6HS	7534	BR6HIX	3419	.024"
1999-1998	50	50 SX PRO JR.	B8HS	5510	BR8HIX	7001	.024"
2002-2000	50	50 SX PRO JR.	BR8HS SLD	6715	BR8HIX	7001	.024"
2008-2003	50	50 SX PRO JR.	BR8ECM #	3035	BR8ECMIX	3520	.032"
1999-1997	50	50 SX PRO SR.	B8HS	5510	BR8HIX	7001	.024"
2002-2000	50	50 SX PRO SR.	BR8HS SLD	6715	BR8HIX	7001	.024"
2007-2003	50	50 SX PRO SR.	BR8ECM #	3035	BR8ECMIX	3520	.032"
1994	50	50 SX-3	B7HS	5110	BR7HIX	7067	.024"
1996	50	50 SX-3	B8HS	5510	BR8HIX	7001	.024"
1995	50	50 SX-R	B7HS	5110	BR7HIX	7067	.024"
1996	50	50 SX-R	B8HS	5510	BR8HIX	7001	.024"
1997	50	50 SX-R	B6HS	7534	BR6HIX	3419	.024"
KYMCO							
	500	XCITING 500	CR8E ^	1275	CR8EIX	4218	.028"
	250	BET&WIN 250	DPR7EA-9 ^	5129	DPR7EIX-9	7803	.036"
	250	PEOPLE 250	DPR7EA-9 ^	5129	DPR7EIX-9	7803	.036"
	250	PEOPLE 250 S	DPR7EA-9 ^	5129	DPR7EIX-9	7803	.036"
	250	VENOX	CR8E ^	1275	CR8EIX	4218	.028"
	250	XCITING 250	DPR7EA-9 ^	5129	DPR7EIX-9	7803	.036"
	200	FROST 200I	DPR6EA-9 ^	5531	---	---	.036"
	200	PEOPLE 200 S	CR7HSA ^	4549	CR7HIX	7544	.028"
	150	BET&WIN 150	DPR7EA-9 ^	5129	DPR7EIX-9	7803	.036"
	150	PEOPLE 150	CR7HSA ^	4549	CR7HIX	7544	.028"
	150	QUANNON 150	CR8E ^	1275	CR8EIX	4218	.028"
	125	AGILITY 125	CR7HSA ^	4549	CR7HIX	7544	.028"
	125	PEOPLE 125 S	CR7HSA ^	4549	CR7HIX	7544	.028"

Motorcycle

Denotes Original Equipment

^ Available in Blister Pack (see page 6)

Note: Due to different operating or engine conditions an alternate heat range plug maybe required.

MAKE/YR	ENGINE	MODEL NOTES	REGULAR PLUG	STK#	PREMIUM PLUG	STK#	GAP
KYMCO Cont'd							
	50	FILLY 50	C7HSA	4629	CR7HIX	7544	.028"
	50	PEOPLE 50	BR8HSA	5539	BR8HIX	7001	.028"
	50	PEOPLE S 50	CR7HSA ^	4549	CR7HIX	7544	.028"
	50	SENTO 50	CR7HSA ^	4549	CR7HIX	7544	.028"
	50	SUPER 50	BR8HSA	5539	BR8HIX	7001	.028"
	50	VITALITY 50 - 2-STROKE	BR8HSA	5539	BR8HIX	7001	.028"
	50	VITALITY 50 - 4-STROKE	C7HSA	4629	CR7HIX	7544	.028"
	50	YUP 50	BR8HSA	5539	BR8HIX	7001	.028"
	50	ZX50	BR8HSA	5539	BR8HIX	7001	.028"
		COBRA CROSS	BR8HSA	5539	BR8HIX	7001	.028"
2006		COBRA RACER	BR8HSA	5539	BR8HIX	7001	.032"
		GRANDVISTA	DPR7EA-9 ^	5129	DPR7EIX-9	7803	.036"
		SUPER 9	BR8HSA	5539	BR8HIX	7001	.028"
		VITALITY	BR8HSA	5539	BR8HIX	7001	.028"
LAMBRETTA							
		ALL MODELS	B5HS	4210	---	---	.025"
LAZER							
		ALL MODELS	B5HS	4210	---	---	.025"
LEM							
2013-2010	150	DX150	C7HSA	4629	CR7HIX	7544	.028"
2013-2011	150	DX150 MOTARD	C7HSA	4629	CR7HIX	7544	.028"
2011-2008	150	RX 150	C7HSA	4629	CR7HIX	7544	.028"
2011	150	RX150 MOTARD	C7HSA	4629	CR7HIX	7544	.028"
2011	65	RX65	R5671A-11	6596	---	---	.024"
2011	65	RX65 MOTARD	R5671A-11	6596	---	---	.024"
	50	BAY, MATIC, VARIANT	BP6ES	7333	BPR6EIX	6637	.025"
1997	50	CR3	B7HS	5110	BR7HIX	7067	.020"
2004	50	LX2 SR	B7HS	5110	BR7HIX	7067	.020"
1997	50	LX2-S	B7HS	5110	BR7HIX	7067	.020"
2004	50	LX3	B7HS	5110	BR7HIX	7067	.020"
	50	LX4	B9ES	2611	BR9EIX	3981	.028"
2013	49	DX1	B7HS	5110	BR7HIX	7067	.028"
2013-2011	49	DX2	B7HS	5110	BR7HIX	7067	.028"
2013	49	DX2 BETA	B7HS	5110	BR7HIX	7067	.028"
2012	49	DX2 J BETA	B7HS	5110	BR7HIX	7067	.028"
2013-2011	49	DX2 JUNIOR	B7HS	5110	BR7HIX	7067	.028"
2011	49	DX2 SR	B7HS	5110	BR7HIX	7067	.028"
2013-2011	49	DX3	B7HS	5110	BR7HIX	7067	.028"
2013	49	DX3 BETA	B7HS	5110	BR7HIX	7067	.028"
2012	49	DX3 J BETA	B7HS	5110	BR7HIX	7067	.028"
2013-2011	49	DX3 JUNIOR	B7HS	5110	BR7HIX	7067	.028"
2011	49	DX3 SR	B7HS	5110	BR7HIX	7067	.028"
2011	49	NX3	B7HS	5110	BR7HIX	7067	.028"
2011	49	RX2	R5671A-11	6596	---	---	.024"
2011	49	RX3	R5671A-11	6596	---	---	.024"
LIFAN							
	250	LF250	CR6HSA	2983	CR6HIX	7274	.030"
	250	LF250-B	CR6HSA	2983	CR6HIX	7274	.030"
	200	LF200	DP8EA-9	5829	DPR8EIX-9	2202	.030"
	200	LF200-B	DP8EA-9	5829	DPR8EIX-9	2202	.030"
	200	LF200GY-2	DP8EA-9	5829	DPR8EIX-9	2202	.030"
	200	LF200GY-5	DP8EA-9	5829	DPR8EIX-9	2202	.030"
	150	LF150GY	DP8EA-9	5829	DPR8EIX-9	2202	.030"
	150	LF150GY-3A	DP8EA-9	5829	DPR8EIX-9	2202	.030"
	150	LF150GY-5	DP8EA-9	5829	DPR8EIX-9	2202	.030"
	150	LF150T-10	C7HSA	4629	CR7HIX	7544	.030"

Denotes Original Equipment
 ^ Available in Blister Pack (see page 6)

Note: Due to different operating or engine conditions an alternate heat range plug maybe required.



MAKE/YR	ENGINE	MODEL NOTES	REGULAR PLUG	STK#	PREMIUM PLUG	STK#	GAP
LIFAN Cont'd							
	150	LF150T-5	C7HSA	4629	CR7HIX	7544	.030"
	150	LF150T-6	C7HSA	4629	CR7HIX	7544	.030"
	150	LF150T-8	C7HSA	4629	CR7HIX	7544	.030"
	150	LF150T-9A	C7HSA	4629	CR7HIX	7544	.030"
	125	LF125GY	DP8EA-9	5829	DPR8EIX-9	2202	.030"
	125	LF125GY-3A	DP8EA-9	5829	DPR8EIX-9	2202	.030"
	125	LF125GY-5	DP8EA-9	5829	DPR8EIX-9	2202	.030"
	125	LF125T-2F	C7HSA	4629	CR7HIX	7544	.030"
	125	LF125T-6	C7HSA	4629	CR7HIX	7544	.030"
	125	LF125T-9A	C7HSA	4629	CR7HIX	7544	.030"
	110	LF110GY-A	C7HSA	4629	CR7HIX	7544	.030"
	110	LF110GY-D	C7HSA	4629	CR7HIX	7544	.030"
	100	LF100GY	C7HSA	4629	CR7HIX	7544	.030"
	100	LF100GY-B	C7HSA	4629	CR7HIX	7544	.030"
	90	LF90GY	C7HSA	4629	CR7HIX	7544	.030"
	90	LF90GY-D	C7HSA	4629	CR7HIX	7544	.030"
	70	LF70GY-3	C7HSA	4629	CR7HIX	7544	.030"
	70	LF70GY-4	C7HSA	4629	CR7HIX	7544	.030"
	70	LF70GY-4A	C7HSA	4629	CR7HIX	7544	.030"
	70	LF70GY-B	C7HSA	4629	CR7HIX	7544	.030"
	50	LF50GY	C7HSA	4629	CR7HIX	7544	.030"
	50	LF50GY-4	C7HSA	4629	CR7HIX	7544	.030"
	50	LF50QGY	C7HSA	4629	CR7HIX	7544	.030"
	50	LF50QGY-D	C7HSA	4629	CR7HIX	7544	.030"
	50	LF50QT-15	C7HSA	4629	CR7HIX	7544	.030"
	50	LF50QT-2A	C7HSA	4629	CR7HIX	7544	.030"
	50	LF50QT-3	C7HSA	4629	CR7HIX	7544	.030"
	50	LF50QT-7	B5HS	4210	---	---	.030"
MAICO							
1995-1994	545	GS545	B8ES	2411	BR8EIX	5044	.024"
1995-1994	545	MC545	B8ES	2411	BR8EIX	5044	.024"
1996-1992	500	GS500, MC500	B8ES	2411	BR8EIX	5044	.024"
1984	500	M STAR 500	B8ES	2411	BR8EIX	5044	.024"
1997	500	RC500	B9ES	2611	BR9EIX	3981	.028"
1997	500	RE500	B9ES	2611	BR9EIX	3981	.028"
1983	490	SPIDER	B8ES	2411	BR8EIX	5044	.024"
1979-1978	450	450 MAGNUM	B8ES	2411	BR8EIX	5044	.024"
	450	AW450	B8ES	2411	BR8EIX	5044	.024"
	450	MC450	B8ES	2411	BR8EIX	5044	.024"
	450	WR450	B8ES	2411	BR8EIX	5044	.024"
1977	440	AW440	B8ES	2411	BR8EIX	5044	.024"
1996-1992	440	GS440	B8ES	2411	BR8EIX	5044	.024"
1996-1992	440	MC440	B8ES	2411	BR8EIX	5044	.024"
1997	440	RC440	B9ES	2611	BR9EIX	3981	.028"
1997	440	RE440	B9ES	2611	BR9EIX	3981	.028"
	440	WR440	B8ES	2411	BR8EIX	5044	.024"
1978	400	400 MAGNUM	B8ES	2411	BR8EIX	5044	.024"
1979	400	400 MAGNUM I, II	B8ES	2411	BR8EIX	5044	.024"
1977	400	AW400 /5	B8ES	2411	BR8EIX	5044	.024"
1996-1992	400	GS400, MC400	B9ES	2611	BR9EIX	3981	.024"
	400	GS400, MC400 - 3/4" REACH	B8ES	2411	BR8EIX	5044	.024"
	400	MC400 - 1/2" REACH	B9HS	5810	BR9HIX	5687	.024"
	400	WR400	B8ES	2411	BR8EIX	5044	.024"
1996-1992	320	GS320, MC320	B8ES	2411	BR8EIX	5044	.024"
1997	320	RC320	B9ES	2611	BR9EIX	3981	.028"
1997	320	RE320	B9ES	2611	BR9EIX	3981	.028"

Motorcycle

Denotes Original Equipment

^ Available in Blister Pack (see page 6)

Note: Due to different operating or engine conditions an alternate heat range plug maybe required.

MAKE/YR	ENGINE	MODEL NOTES	REGULAR PLUG	STK#	PREMIUM PLUG	STK#	GAP
MAICO Cont'd							
1979-1978	250	250 MAGNUM	B8ES	2411	BR8EIX	5044	.024"
1984	250	250 SC	B8ES	2411	BR8EIX	5044	.024"
	250	AW250, AW250/5, 250WR	B8ES	2411	BR8EIX	5044	.024"
1996-1992	250	GS250, MC250	B8ES	2411	BR8EIX	5044	.024"
	250	GS250, MC250, MD250 - 3/4" REACH	B8ES	2411	BR8EIX	5044	.024"
	250	MC250 - 1/2" REACH	B9HS	5810	BR9HIX	5687	.024"
	250	MD250	B8ES	2411	BR8EIX	5044	.024"
1997	250	RC250	B9ES	2611	BR9EIX	3981	.028"
1997	250	RE250	B9ES	2611	BR9EIX	3981	.028"
1983	250	SPIDER, E	B8ES	2411	BR8EIX	5044	.024"
1977	250	WR250 /5	B8ES	2411	BR8EIX	5044	.024"
1979	125	125 MAGNUM II	B8ES	2411	BR8EIX	5044	.024"
	125	125 WR	B8ES	2411	BR8EIX	5044	.024"
1977	125	125AW	B8ES	2411	BR8EIX	5044	.024"
	125	AW125	B8ES	2411	BR8EIX	5044	.024"
	125	GS125, MC125 - 3/4" REACH	B8ES	2411	BR8EIX	5044	.024"
	125	MC125 - 1/2" REACH	B9HS	5810	BR9HIX	5687	.024"
	125	MD125/6	B9HS	5810	BR9HIX	5687	.024"
	50	MD50	B9HS	5810	BR9HIX	5687	.024"
	50	MD50/6	B9HS	5810	BR9HIX	5687	.024"
MALAGUTI							
		ALL MODELS	BP5ES	7832	BPR5EIX	6597	.025"
MALANCA							
		ALL MODELS	B5HS	4210	---	---	.025"
MANCO							
	126	STREAKER MINI BIKE	BR6HS ^	3922	BR6HIX	3419	.024"
	126	THUNDERBIRD MINI BIKE	BR6HS ^	3922	BR6HIX	3419	.024"
	59	MATREX	C7HSA #	4629	CR7HIX	7544	.028"
		HORNET	C7HSA #	4629	CR7HIX	7544	.028"
MBI							
		MINARELLI ENGINE	BP5HS	4111	---	---	.025"
		ROBERT ENGINE	BM6A	5921	---	---	.025"
MIDWEST							
2008-2007	250	TFX250R	DR8EA ^	7162	DR8EIX	6681	.028"
2006-2000	200	JS200Y	DR7EA	7839	DR7EIX	5686	.028"
2008-2007	200	TFX200	DR8EA ^	7162	DR8EIX	6681	.028"
2006-2000	150	JC150Y	DR7EA	7839	DR7EIX	5686	.028"
2008-2007	150	TFX150/150R	DR8EA ^	7162	DR8EIX	6681	.028"
2008	125	TFX125	CR7HSA ^	4549	CR7HIX	7544	.028"
2008-2007	110	TFX110	CR7HSA ^	4549	CR7HIX	7544	.028"
2006-2000	90	JS90Y	CR6HSA	2983	CR6HIX	7274	.028"
2008-2007	90	TFX90	CR7HSA ^	4549	CR7HIX	7544	.028"
2006-2000	70	JC70Y	CR6HSA	2983	CR6HIX	7274	.028"
2006-2000	70	JS70Y	CR6HSA	2983	CR6HIX	7274	.028"
2008-2007	70	TFX70	CR7HSA ^	4549	CR7HIX	7544	.028"
2006-2000	50	JC50Q-9	CR6HSA	2983	CR6HIX	7274	.028"
2008-2007	50	TTX50	BPR4HS	7823	---	---	.028"
MOBYLETTE							
		ALL MODELS	B5HS	4210	---	---	.025"
MONTESA							
2004-1997	250	COTA 315R	BR6ES	4922	---	---	.024"
2005	250	COTA 4RT	CR6EH-9	2688	---	---	.036"
MORINI							
		ALL MODELS	BP5ES	7832	BPR5EIX	6597	.025"



Denotes Original Equipment

^ Available in Blister Pack (see page 6)

Note: Due to different operating or engine conditions an alternate heat range plug maybe required.

MAKE/YR	ENGINE	MODEL NOTES	REGULAR PLUG	STK#	PREMIUM PLUG	STK#	GAP
MOTO GUZZI							
2016-2014	1400	CALIFORNIA 1400 CUSTOM, TOURING - 2 PLUGS PER CYLINDER	LMAR8F-9 #	90894	---	---	.036"
2016-2015	1400	ELDORADO 1400 - 2 PLUGS PER CYLINDER	LMAR8F-9 #	90894	---	---	.036"
2017	1400	MGX 21 - 2 PLUGS PER CYLINDER	LMAR8F-9 #	90894	---	---	.036"
2013-2007	1200	GRISO V 8V 1200	---	---	PMR8B	6378	.028"
2008-2006	1200	NORGE 1200 IE - INBOARD PLUG	---	---	PMR8B	6378	.028"
2008-2006	1200	NORGE 1200 IE - OUTBOARD PLUG	BPR6ES SLD #	4008	BPR6EIX	6637	.028"
2013-2010	1200	NORGE 1200 IE 8V	CR8EKB #	4374	---	---	.032"
1999-1994	1100	BASSA	BPR6ES ^	7131	BPR6EIX	6637	.028"
2005-2004	1100	BREVA 1100	BR8ES ^	5422	BR8EIX	5044	.032"
2007-2006	1100	BREVA 1100 - INBOARD PLUG	---	---	PMR8B	6378	.028"
2007-2006	1100	BREVA 1100 - OUTBOARD PLUG	BPR6ES SLD	4008	BPR6EIX	6637	.028"
2005-2003	1100	CALIFORNIA	BPR6ES SLD	4008	BPR6EIX	6637	.028"
2011-2006	1100	CALIFORNIA - INBOARD PLUG	---	---	PMR8B	6378	.028"
2011-2006	1100	CALIFORNIA - OUTBOARD PLUG	BPR6ES SLD	4008	BPR6EIX	6637	.028"
1997-1994	1100	CALIFORNIA 1100	BPR6ES ^	7131	BPR6EIX	6637	.028"
2002-2000	1100	CALIFORNIA SPECIAL	BPR6ES ^	7131	BPR6EIX	6637	.028"
2008-2006	1100	GRISO V 1100 IE - INBOARD PLUG	---	---	PMR8B	6378	.028"
2008-2006	1100	GRISO V 1100 IE - OUTBOARD PLUG	BPR6ES SLD	4008	BPR6EIX	6637	.028"
1997-1995	1100	SPORT 1100	BPR6ES ^	7131	BPR6EIX	6637	.028"
2005-2004	1100	V11 CAFÉ BALLABIO, CAT 1100	BPR6ES ^	7131	BPR6EIX	6637	.028"
2001-2000	1100	V11 CALIFORNIA JACKAL, QUOTA 1000ES	BPR6ES ^	7131	BPR6EIX	6637	.028"
2003-1998	1100	V11 SPORT, LEMANS, EV	BPR6ES ^	7131	BPR6EIX	6637	.028"
2003	1100	V12 CAFÉ SPORT, COPPA ITALIA	BPR6ES ^	7131	BPR6EIX	6637	.028"
1993	1000	"S"	BP7ES	1034	BPR7EIX	4055	.025"
	1000	1000 SP	BP6ES	7333	BPR6EIX	6637	.025"
	1000	1000 SPII	BP6ES	7333	BPR6EIX	6637	.025"
	1000	1000A	BP6ES	7333	BPR6EIX	6637	.025"
	1000	1000SP LEMANS II	B7ES	1111	BR7EIX	6664	.025"
	1000	CONVERT	BP6ES	7333	BPR6EIX	6637	.025"
1994-1993	1000	DAYTONA	D9EA	2420	DR9EIX	4772	.036"
1997	1000	DAYTONA RS	DR9EA	3437	DR9EIX	4772	.028"
To 1992	1000	LAPD	BP6ES	7333	BPR6EIX	6637	.025"
1993	1000	LAPD	BP7ES	1034	BPR7EIX	4055	.025"
	1000	LEMANS	BP8ES	2912	BPR8EIX	6684	.025"
1993	1000	S.P. III	BP7ES	1034	BPR7EIX	4055	.025"
	1000	SQ-1000	BP6ES	7333	BPR6EIX	6637	.025"
1998-1997	1000	V10 CENTAURO	DR9EA	3437	DR9EIX	4772	.028"
	1000	V-1000 CALIF	BP6ES	7333	BPR6EIX	6637	.025"
	1000	V-1000 CALIF II	BP6ES	7333	BPR6EIX	6637	.025"
	1000	V-1000CX	BP6ES	7333	BPR6EIX	6637	.025"
	1000	V-1000G5	BP7ES	1034	BPR7EIX	4055	.025"
	850	850 B	BP6ES	7333	BPR6EIX	6637	.025"
	850	850 F	BP6ES	7333	BPR6EIX	6637	.025"
	850	850 LM	BP7ES	1034	BPR7EIX	4055	.025"
	850	850 T	BP6ES	7333	BPR6EIX	6637	.025"
	850	850 T/3	BP6ES	7333	BPR6EIX	6637	.025"
	850	850 T5	BP6ES	7333	BPR6EIX	6637	.025"
	850	ELDORADO V-850	BP6ES	7333	BPR6EIX	6637	.025"
	850	ELDORADO V-850 CALIF	BP6ES	7333	BPR6EIX	6637	.025"
	850	LEMANS	BP7ES	1034	BPR7EIX	4055	.025"
	750	750 SPORT	BP6ES	7333	BPR6EIX	6637	.028"
	750	AMBASSADOR V-750 - 1/2" REACH	B7HS	5110	BR7HIX	7067	.028"
	750	AMBASSADOR V-750 - 3/4" REACH	B7ES	1111	BR7EIX	6664	.028"
2009-2004	750	BREVA 750	BR8ES ^	5422	BR8EIX	5044	.032"
2006-2005	750	NEVADA 750	BR8ES ^	5422	BR8EIX	5044	.028"

Motorcycle

Denotes Original Equipment

^ Available in Blister Pack (see page 6)

Note: Due to different operating or engine conditions an alternate heat range plug maybe required.

MAKE/YR	ENGINE	MODEL NOTES	REGULAR PLUG	STK#	PREMIUM PLUG	STK#	GAP
MOTO GUZZI Cont'd							
	700	V-70	BP7ES	1034	BPR7EIX	4055	.028"
	650	V-65 LARIO	C8HSA	6821	CR8HIX	7669	.025"
	650	V-65C	BP8ES	2912	BPR8EIX	6684	.025"
	650	V65NTX	B7ES	1111	BR7EIX	6664	.025"
	650	V-65SP	BP8ES	2912	BPR8EIX	6684	.025"
	650	V-65TT	BP8ES	2912	BPR8EIX	6684	.025"
	500	V-50	BP8ES	2912	BPR8EIX	6684	.025"
	500	V-50 II	BP9ES	7526	BPR9EIX	6853	.025"
	400	V-40 IMOLA	BP6ES	7333	BPR6EIX	6637	.025"
	350	V-35 II IMOLA	BP6ES	7333	BPR6EIX	6637	.025"
	350	V-35 IMOLA	BP6ES	7333	BPR6EIX	6637	.025"
	125	SCRAMBLER	B7ES	1111	BR7EIX	6664	.028"
	125	SPORT	B7ES	1111	BR7EIX	6664	.028"
	125	TRAIL	B7ES	1111	BR7EIX	6664	.028"
	50	CROSS - 1/2" REACH	B5HS	4210	---	---	.020"
	50	G2 - STANDARD HEAT RANGE	B5ES	6410	---	---	.020"
	50	G2 - OPTIONAL HEAT RANGE	B6ES	7432	---	---	.020"
MOTO MORINI							
		ALL MODELS	BP6ES	7333	BPR6EIX	6637	.025"
MOTO VESPA							
		ALL MODELS	B5ES	6410	---	---	.025"
MOTO VILLA							
		ALL MODELS	B6HS	7534	BR6HIX	3419	.025"
MOTOBECANE							
		1/2" REACH	B5HS	4210	---	---	.025"
		3/4" REACH	BP6ES	7333	BPR6EIX	6637	.025"
MOTOFINO							
2007-2005	200	MF200PY	DP8EA-9	5829	DPR8EIX-9	2202	.036"
2007-2005	150	MF150-2	DP8EA-9	5829	DPR8EIX-9	2202	.036"
2007-2005	150	MF150-6B	DP8EA-9	5829	DPR8EIX-9	2202	.036"
2007-2005	150	MF150-6C	DP8EA-9	5829	DPR8EIX-9	2202	.036"
2007-2005	150	MF150PY	DP8EA-9	5829	DPR8EIX-9	2202	.036"
2007-2005	150	MF150QT-10D	CR7HSA ^	4549	CR7HIX	7544	.028"
2007-2005	150	MF150QT-10S	CR7HSA ^	4549	CR7HIX	7544	.028"
2007-2005	150	MF150QT-2	CR7HSA ^	4549	CR7HIX	7544	.028"
2007-2005	150	MF150QT-21	CR7HSA ^	4549	CR7HIX	7544	.028"
2007-2005	150	MF150QT-7	CR7HSA ^	4549	CR7HIX	7544	.028"
2007-2005	125	MF125QT-2	CR7HSA ^	4549	CR7HIX	7544	.028"
2007-2005	125	MF125QT-7	CR7HSA ^	4549	CR7HIX	7544	.028"
2007-2005	110	MF110-2	CR7HSA ^	4549	CR7HIX	7544	.028"
2007-2005	80	MF80-2	CR7HSA ^	4549	CR7HIX	7544	.028"
2007-2005	50	MF50QT	CR7HSA ^	4549	CR7HIX	7544	.028"
2007-2005	50	MF50QT-2	CR7HSA ^	4549	CR7HIX	7544	.028"
2007-2005	50	MF50QT-6	CR7HSA ^	4549	CR7HIX	7544	.028"
2007-2005	50	MF50QT-7	CR7HSA ^	4549	CR7HIX	7544	.028"
MO-TREK							
		ALL MODELS	B5HS	4210	---	---	.025"
MOTRON							
		ALL MODELS	B5HS	4210	---	---	.025"
MURRAY							
		ALL MODELS	B5HS	4210	---	---	.025"
MV AUGUSTA							
2011-2010	1090	BRUTALE 1090RR	CR9EB # ^	6955	CR9EIX	3521	.028"
2009-2008	1078	BRUTALE 1078 RR	CR9EB # ^	6955	CR9EIX	3521	.028"
2013	1078	BRUTALE 1090 ABS	CR9EB # ^	6955	CR9EIX	3521	.032"
2012	1078	BRUTALE 1090R	CR9EB # ^	6955	CR9EIX	3521	.032"



Denotes Original Equipment

^ Available in Blister Pack (see page 6)

Note: Due to different operating or engine conditions an alternate heat range plug maybe required.

MAKE/YR	ENGINE	MODEL NOTES	REGULAR PLUG	STK#	PREMIUM PLUG	STK#	GAP
MV AUGUSTA Cont'd							
2013	1078	BRUTALE 1090R ABS	CR9EB # ^	6955	CR9EIX	3521	.032"
2012	1078	BRUTALE 1090RR	CR9EB # ^	6955	CR9EIX	3521	.032"
2013	1078	BRUTALE 1090RR ABS	CR9EB # ^	6955	CR9EIX	3521	.032"
2009-2008	1078	F4 RR 312 1078	CR9EB # ^	6955	CR9EIX	3521	.028"
2006	1000	F4 1000	CR9EB ^	6955	CR9EIX	3521	.028"
2008	1000	F4 1000	CR9EB ^	6955	CR9EIX	3521	.028"
2011-2010	998	BRUTALE 990R	CR9EB # ^	6955	CR9EIX	3521	.028"
2011-2010	998	F4	CR9EB # ^	6955	CR9EIX	3521	.028"
2013	998	F4 ABS	CR9EB # ^	6955	CR9EIX	3521	.032"
2012	998	F4 R	CR9EB # ^	6955	CR9EIX	3521	.032"
2013	998	F4 R ABS	CR9EB # ^	6955	CR9EIX	3521	.032"
2008	989	BRUTALE 989 R	CR9EB ^	6955	CR9EIX	3521	.028"
2007	910	BRUTALE 910	CR9EB ^	6955	CR9EIX	3521	.028"
2005	910	BRUTALE 910 S	CR9EB ^	6955	CR9EIX	3521	.028"
2013	800	BRUTALE 800	---	---	CR9EIB-9 #	92579	.036"
2013	800	F3 800	---	---	CR9EIB-9 #	92579	.036"
2003-1999	750	BRUTALE ORO	CR9EB ^	6955	CR9EIX	3521	.028"
2003-2002	750	BRUTALE S	CR9EB ^	6955	CR9EIX	3521	.028"
2007	750	F4 750	CR9EB ^	6955	CR9EIX	3521	.028"
2003-2000	750	S	CR9EB ^	6955	CR9EIX	3521	.028"
2003-2000	750	S 1+1	CR9EB ^	6955	CR9EIX	3521	.028"
2013	675	BRUTALE 675	CR9EKB #	2305	---	---	.032"
2013-2012	675	F3 675	CR9EKB #	2305	---	---	.032"
2012	675	F3 675 SERIE ORO	CR9EKB #	2305	---	---	.032"
2007	312	F4 312	CR9EB ^	6955	CR9EIX	3521	.028"
MZ							
2003-1999	750	F4	CR9EB ^	6955	CR9EIX	3521	.028"
1998-1995	660	SKORPION SPORT / TOUR	DPR8EA-9 ^	4929	DPR8EIX-9	2202	.036"
1998-1995	500	SAXON COUNTRY, SILVERSTAR, TOUR	D8EA	2120	DR8EIX	6681	.028"
NEGRINI							
		ALL MODELS	BP5ES	7832	BPR5EIX	6597	.025"
NORTON							
	961	COMMANDO 961 CAFÉ RACER MKII	CR9EB # ^	6955	CR9EIX	3521	.032"
	961	COMMANDO 961 SF MKII	CR9EB # ^	6955	CR9EIX	3521	.032"
	961	COMMANDO 961 SPORT MKII	CR9EB # ^	6955	CR9EIX	3521	.032"
	961	DOMINATOR	CR9EB # ^	6955	CR9EIX	3521	.032"
	850	COMMANDO	BP7ES	1034	BPR7EIX	4055	.028"
	850	MARK III	BP7ES	1034	BPR7EIX	4055	.028"
	750	COMMANDO	BP7ES	1034	BPR7EIX	4055	.028"
	750	ROADSTER	BP7ES	1034	BPR7EIX	4055	.028"
	750	S	BP7ES	1034	BPR7EIX	4055	.028"
	750	SS	BP7ES	1034	BPR7EIX	4055	.028"
	650	DOMINATOR	B7ES	1111	BR7EIX	6664	.028"
	650	MANXMAN	B7ES	1111	BR7EIX	6664	.028"
	650	MERCURY	B7ES	1111	BR7EIX	6664	.028"
	600	ALL MODELS - 3/4" REACH	B6ES	7432	---	---	.028"
	500	ALL MODELS - 3/4" REACH	B7ES	1111	BR7EIX	6664	.028"
NVT AMERICA							
		ALL MODELS	B5ES	6410	---	---	.025"
O & R PRODUCTS							
		ALL MODELS	BM6A	5921	---	---	.025"
ODYSSEY							
		ALL MODELS	B6HS	7534	BR6HIX	3419	.025"
PACER							
		ALL MODELS	BP6ES	7333	BPR6EIX	6637	.025"

Motorcycle

Denotes Original Equipment

^ Available in Blister Pack (see page 6)

Note: Due to different operating or engine conditions an alternate heat range plug maybe required.

MAKE/YR	ENGINE	MODEL NOTES	REGULAR PLUG	STK#	PREMIUM PLUG	STK#	GAP
PAGSTA							
	320	BOBBER 320 TWIN	CR7HSA # ^	4549	CR7HIX	7544	.028"
	320	CHOPPER 320 TWIN	CR7HSA # ^	4549	CR7HIX	7544	.028"
	320	CRUISER 320 TWIN	CR7HSA # ^	4549	CR7HIX	7544	.028"
	250	250 CRUISA	CR6HSA	2983	CR6HIX	7274	.028"
	97	97 CHOPPA	C7HSA	4629	CR7HIX	7544	.025"
	50	50 CHOPPA	C7HSA	4629	CR7HIX	7544	.025"
	50	50 MINI	C7HSA	4629	CR7HIX	7544	.025"
PANDA							
2003-2000	70	TRAILRIDER	C6HSA	3228	CR6HIX	7274	.028"
2000-1997	50	CUB	BPR6HS	7022	BPR6HIX	4085	.028"
2003-2002	50	ENJOY	C6HSA	3228	CR6HIX	7274	.028"
2003-1996	50	FUNRIDER	C6HSA	3228	CR6HIX	7274	.028"
2002-2001	50	RETRO	C6HSA	3228	CR6HIX	7274	.028"
		COMUTE	C6HSA	3228	CR6HIX	7274	.028"
PARTNER							
		ALL MODELS	B5HS	4210	---	---	.025"
PEDLER							
		ALL MODELS	B5HS	4210	---	---	.025"
PEIRSPEED							
2009	151	DELIVERY 150	CR7HSA ^	4549	CR7HIX	7544	.028"
2009	151	LASER R9I	CR7HSA ^	4549	CR7HIX	7544	.028"
2009	49	DELIVERY 50	BPR7HS ^	6422	BPR7HIX	5944	.028"
2009	49	KEY WEST	BPR7HS ^	6422	BPR7HIX	5944	.028"
2009	49	LASER R5I	BPR7HS ^	6422	BPR7HIX	5944	.028"
2009	49	R50X	BPR7HS ^	6422	BPR7HIX	5944	.028"
PENNEY'S							
		ALL MODELS	B5HS	4210	---	---	.025"
PEUGEOT							
		ALL MODELS	B6HS	7534	BR6HIX	3419	.025"
PIAGGIO							
2009-2008	500	MP3 500	CR7EKB	4455	---	---	.028"
2016	500	MP3 500 SPORT ABS	CR7EKB #	4455	---	---	.032"
2009-2008	400	MP3 400	CPR8E	7411	---	---	.020"
2016	350	BV350 ABS	CR7EKB #	4455	---	---	.032"
2009-2007	250	MP3 250	CR9EB ^	6955	CR9EIX	3521	.030"
	200	BV200	CR8EB	7784	CR8EIX	4218	.024"
2016	150	FLY 150 3V	CR8EB #	7784	CR8EIX	4218	.032"
2016	125	TYPHOON 125	CR7EB #	4663	CR7EIX	7385	.032"
2016	50	FLY 50 4V	ER9EH	5869	ER9EHIX	96652	.024"
2016	50	TYPHOON 50	ER9EH	5869	ER9EHIX	96652	.024"
2007		TYPHOON	B9ES	2611	BR9EIX	3981	.020"
POLINI							
	50	RECREATIONAL X1, X3, X5	B9ES	2611	BR9EIX	3981	.024"
	50	STANDARD X1, X3	B9ES	2611	BR9EIX	3981	.024"
	50	WORKS X1, X3	B9ES	2611	BR9EIX	3981	.024"
POWER PRODUCTS							
		ALL MODELS	BM6A	5921	---	---	.025"
PUCH							
	250	GS250 SIX DAYS	B9ES	2611	BR9EIX	3981	.028"
	250	MC250 REPLICA	B9ES	2611	BR9EIX	3981	.028"
	175	175HS	B9ES	2611	BR9EIX	3981	.028"
	175	175S	B8ES	2411	BR8EIX	5044	.028"
	175	175TE	B9ES	2611	BR9EIX	3981	.028"
	175	GS175 SIX DAYS	B9ES	2611	BR9EIX	3981	.028"
	175	MC175	B8ES	2411	BR8EIX	5044	.028"
	125	125 S - 1/2" REACH	B6HS	7534	BR6HIX	3419	.028"



Denotes Original Equipment

^ Available in Blister Pack (see page 6)

Note: Due to different operating or engine conditions an alternate heat range plug maybe required.

MAKE/YR	ENGINE	MODEL NOTES	REGULAR PLUG	STK#	PREMIUM PLUG	STK#	GAP
PUCH Cont'd							
	125	125 S - 3/4" REACH	B8ES	2411	BR8EIX	5044	.028"
	125	125HS	B9ES	2611	BR9EIX	3981	.028"
	125	125TE	B9ES	2611	BR9EIX	3981	.028"
	125	GS125 SIX DAYS	B9ES	2611	BR9EIX	3981	.028"
	125	M125 - 1/2" REACH	B6HS	7534	BR6HIX	3419	.028"
	125	M125 - 3/4" REACH	B8ES	2411	BR8EIX	5044	.028"
	125	MC125	B9ES	2611	BR9EIX	3981	.028"
	125	TRAIL - 1/2" REACH	B6HS	7534	BR6HIX	3419	.028"
	125	TRAIL - 3/4" REACH	B8ES	2411	BR8EIX	5044	.028"
1998-1995	50	KORADO	B7HS	5110	BR7HIX	7067	.032"
	50	M50 SPORT	B6HS	7534	BR6HIX	3419	.028"
	50	MC50 SUPER	B6HS	7534	BR6HIX	3419	.028"
		AUSTRO-DAIMLER	B6ES	7432	---	---	.020"
		COBRA	B6HS	7534	BR6HIX	3419	.020"
		DART	B6ES	7432	---	---	.020"
		KORADO	B7HS	5110	BR7HIX	7067	.024"
		MAGNUM	B6HS	7534	BR6HIX	3419	.020"
		MAXI	B6HS	7534	BR6HIX	3419	.020"
		MAXI SPORT LS	B6HS	7534	BR6HIX	3419	.020"
		MONZA	B5HS	4210	---	---	.025"
		SEARS	BP6HS	7331	BPR6HIX	4085	.020"
RITELOC							
		ALL MODELS	B6HS	7534	BR6HIX	3419	.025"
RIVIERA							
		ALL MODELS	B5HS	4210	---	---	.025"
RIZZATO							
		ALL MODELS	B5HS	4210	---	---	.025"
ROYAL ENFIELD							
	500	BULLET 500	BR8ES # ^	5422	BR8EIX	5044	.032"
	500	THE DELUXE	BR8ES ^	5422	BR8EIX	5044	.028"
	500	THE MILITARY	BR8ES ^	5422	BR8EIX	5044	.028"
	350	BULLET 350	B7HS #	5110	BR7HIX	7067	.025"
	350	BULLET ELECTRA	B7HS #	5110	BR7HIX	7067	.025"
	350	BULLET MACHISMO	B7HS #	5110	BR7HIX	7067	.025"
	350	THE CLASSIC	B7HS	5110	BR7HIX	7067	.025"
	350	THUNDERBIRD	B7HS	5110	BR7HIX	7067	.025"
S&S ENGINES							
	2033	T-SERIES - 124 CU IN	DCPR7E #	3932	DCPR7EIX	6046	.040"
	2033	V-SERIES - 124 CU IN	DCPR7E #	3932	DCPR7EIX	6046	.040"
	1918	X-WEDGE - 117 CU IN	DCPR7E #	3932	DCPR7EIX	6046	.040"
	1852	V-SERIES - 113 CU IN	DCPR7E #	3932	DCPR7EIX	6046	.040"
	1819	T-SERIES - 111 CU IN	DCPR7E #	3932	DCPR7EIX	6046	.040"
	1819	V-SERIES - 111 CU IN	DCPR7E #	3932	DCPR7EIX	6046	.040"
	1753	V-SERIES - 107 CU IN	BPR5ES-11	7634	BPR5EIX-11	2115	.040"
	1687	P-SERIES - 103 CU IN	BPR5ES-11	7634	BPR5EIX-11	2115	.040"
	1687	SH-SERIES - 103 CU IN	BPR5ES-11	7634	BPR5EIX-11	2115	.040"
	1639	SB-SERIES - 100 CU IN	BPR5ES-11	7634	BPR5EIX-11	2115	.040"
	1639	V-SERIES - 100 CU IN	BPR5ES-11	7634	BPR5EIX-11	2115	.040"
	1573	V-SERIES - 96 CU IN	BPR5ES-11	7634	BPR5EIX-11	2115	.040"
	1523	KN-SERIES - 93 CU IN	BPR5ES-11	7634	BPR5EIX-11	2115	.040"
	1523	P-SERIES - 93 CU IN	BPR5ES-11	7634	BPR5EIX-11	2115	.040"
	1523	SH-SERIES - 93 CU IN	BPR5ES-11	7634	BPR5EIX-11	2115	.040"
	1442	V-SERIES - 88 CU IN	BPR5ES-11	7634	BPR5EIX-11	2115	.040"
	1212	KN-SERIES - 74 CU IN	BPR5ES-11	7634	BPR5EIX-11	2115	.040"
SACHS							
		ALL MODELS	B6HS	7534	BR6HIX	3419	.025"

Motorcycle

Denotes Original Equipment

^ Available in Blister Pack (see page 6)

Note: Due to different operating or engine conditions an alternate heat range plug maybe required.

MAKE/YR	ENGINE	MODEL NOTES	REGULAR PLUG	STK#	PREMIUM PLUG	STK#	GAP
SAFARI							
		ALL MOPEDS - 1/2" REACH	B5HS	4210	---	---	.025"
		ALL MOPEDS - 3/4" REACH	BP5ES	7832	BPR5EIX	6597	.025"
		MOTORIZED BICYCLE	BM6A	5921	---	---	.025"
SCORPION							
		ALL MODELS	B5ES	6410	---	---	.025"
SDG							
2005	125	PRO MINI	CR7HSA ^	4549	CR7HIX	7544	.028"
2005	107	SPEED MINI	CR7HSA ^	4549	CR7HIX	7544	.028"
2005	50	LIL MINI	CR7HSA ^	4549	CR7HIX	7544	.028"
SEAWORTH							
		ALL MODELS	B5HS	4210	---	---	.025"
SHERCO							
2008-2004	510	5.1I ENDURO - 4-STROKE	CR8EK	3478	CR8EIX	4218	.028"
2009	510	5.1I ENDURO SE	CR8EK #	3478	CR8EIX	4218	.028"
2006-2004	510	5.1I SUPER MOTO - 4-STROKE	CR8EK	3478	CR8EIX	4218	.028"
2008-2004	450	4.5I ENDURO - 4-STROKE	CR8EK	3478	CR8EIX	4218	.028"
2009	450	4.5I ENDURO SE	CR8EK #	3478	CR8EIX	4218	.028"
2006-2004	450	4.5I SUPER MOTO - 4-STROKE	CR8EK	3478	CR8EIX	4218	.028"
2006-2005	320	3.2 TRIALS - 4-STROKE	BCPR6E	3735	BCPR6EIX	5689	.028"
2009-2007	320	3.2 TRIALS 4T	BCPR6ES #	2330	BCPR6EIX	5689	.028"
2013	300	3.0 TRIALS 2T	BKR5ES #	2460	BKR5EIX	6341	.030"
2010	300	3.0I ENDURO SE	CR8EK #	3478	CR8EIX	4218	.028"
2007-1999	290	2.9 TRIALS - 2-STROKE	BKR5ES	2460	BKR5EIX	6341	.030"
2013-2008	290	2.9 TRIALS 2T	BKR5ES #	2460	BKR5EIX	6341	.030"
2007-1999	250	2.5 TRIALS - 2-STROKE	BKR5ES	2460	BKR5EIX	6341	.030"
2013-2008	250	2.5 TRIALS 2T	BKR5ES #	2460	BKR5EIX	6341	.030"
2008	250	2.5I ENDURO 2T	CR8EK #	3478	CR8EIX	4218	.028"
2010-2009	250	2.5I ENDURO SE	CR8EK #	3478	CR8EIX	4218	.028"
2006-1999	200	2.0 TRIALS - 2-STROKE	BKR5ES	2460	BKR5EIX	6341	.030"
2007-1999	125	1.25 TRIALS - 2-STROKE	BKR5ES	2460	BKR5EIX	6341	.030"
2014-2009	125	1.25 TRIALS 2T	BKR5ES #	2460	BKR5EIX	6341	.030"
2007-1999	79	0.8 TRIALS - 2-STROKE	BKR5ES	2460	BKR5EIX	6341	.030"
2013-2009	79	0.8 TRIALS 2T	BKR5ES #	2460	BKR5EIX	6341	.030"
2006-2001	50	0.5 KID TRIALS - 2-STROKE	B9ES	2611	BR9EIX	3981	.024"
SMILY							
		ALL MODELS	BP6HS	7331	BPR6HIX	4085	.025"
SMYTHE							
		ALL MODELS	B5HS	4210	---	---	.025"
SNARK							
		1/2" REACH	B5HS	4210	---	---	.025"
		3/4" REACH	BP6ES	7333	BPR6EIX	6637	.025"
SONI 2							
		ALL MODELS	B5HS	4210	---	---	.025"
SPARTA							
		ALL MODELS	B5HS	4210	---	---	.025"
SPEED BIRD							
		ALL MODELS	B5HS	4210	---	---	.025"
SPRINTER							
		ALL MODELS	B6HS	7534	BR6HIX	3419	.025"
SUNNY							
		ALL MODELS	B5HS	4210	---	---	.025"
SUVEGA							
		ALL MODELS	B6HS	7534	BR6HIX	3419	.025"
SUZUKI							
2009-2008	1800	VLR1800, T - BOULEVARD C109R/C109RT	CR7EK #	7546	CR7EIX	7385	.028"

Denotes Original Equipment
^ Available in Blister Pack (see page 6)

Note: Due to different operating or engine conditions an alternate heat range plug maybe required.



MAKE/YR	ENGINE	MODEL NOTES	REGULAR PLUG	STK#	PREMIUM PLUG	STK#	GAP
SUZUKI Cont'd							
2015-2006	1800	VZR1800, BZ, N, T - BOULEVARD M109R/M109R2/M109RZ	CR8EK #	3478	CR8EIX	4218	.028"
2005-2004	1600	VZ1600 - MARUADER	DPR6EA-9 # ^	5531	---	---	.036"
2005	1600	VZ1600 - BOULEVARD M95	DPR6EA-9 # ^	5531	---	---	.036"
2004-1998	1500	VL1500, B - INTRUDER	DPR7EA-9 # ^	5129	DPR7EIX-9	7803	.036"
2015-2013	1500	VL1500, B, BT, T - BOULEVARD C90/C90T	CPR6EA-9 #	6899	---	---	.036"
2009-2005	1500	VL1500, T - BOULEVARD C90/C90T	DPR7EA-9 # ^	5129	DPR7EIX-9	7803	.036"
2009	1500	VZ1500 - BOULEVARD M90	CR6E #	6965	---	---	.032"
2013	1500	VZ1500 - BOULEVARD M90	CR6E #	6965	---	---	.032"
1988-1986	1400	GV1400	---	---	PJR7A	2842	.036"
2008	1400	VS1400	DPR8EA-9 # ^	4929	DPR8EIX-9	2202	.036"
1988-1987	1400	VS1400GL - INTRUDER	DP8EA-9	5829	DPR8EIX-9	2202	.036"
1990	1400	VS1400GL - INTRUDER	---	---	PJR7A	2842	.036"
2004-1991	1400	VS1400GL - INTRUDER	DPR8EA-9 # ^	4929	DPR8EIX-9	2202	.036"
2009-2005	1400	VS1400GLP - BOULEVARD S83	DPR8EA-9 # ^	4929	DPR8EIX-9	2202	.036"
2009-2008	1300	GSX1300BK - B-KING	---	---	CR9EIA-9 #	6289	.036"
2013-2008	1300	GSX1300R - HAYABUSA	---	---	CR9EIA-9 #	6289	.036"
2007-1999	1300	GSX1300R, RZ - HAYABUSA	CR9E #	6263	CR9EIX	3521	.028"
2015-2014	1300	GSX1300RA, Z - HAYABUSA	---	---	CR9EIA-9 #	6289	.036"
2009-2007	1250	GSF1250S, SA - BANDIT	CR7E ^	4578	CR7EIX	7385	.032"
2011	1250	GSX1250FA	CR7E ^	4578	CR7EIX	7385	.032"
2005-1997	1200	GSF1200, S - BANDIT	JR9B #	3188	DR9EIX	4772	.028"
1986-1985	1200	GV1200GL	DR8ES-L	2923	DR8EIX	6681	.028"
1986-1983	1150	GS1150	D9EA	2420	DR9EIX	4772	.028"
1986	1100	GS1100	DR8EA ^	7162	DR8EIX	6681	.028"
1983-1980	1100	GS1100 16 VALVE	D8EA	2120	DR8EIX	6681	.028"
1985-1982	1100	GS1100 8 VALVE	B8ES	2411	BR8EIX	5044	.032"
1993-1988	1100	GSX1100F	JR9B	3188	DR9EIX	4772	.028"
1993-1991	1100	GSX1100G	JR9B	3188	DR9EIX	4772	.028"
1988-1986	1100	GSX-R1100	J9A	2170	---	---	.028"
1992-1989	1100	GSX-R1100	JR9B	3188	DR9EIX	4772	.028"
1998-1993	1100	GSX-R1100W	CR9E	6263	CR9EIX	3521	.026"
2009-2002	1000	DL1000 - V-STROM	CR8EK #	3478	CR8EIX	4218	.028"
2012-2011	1000	DL1000 - V-STROM	CR8EK #	3478	CR8EIX	4218	.028"
1981-1978	1000	GS1000	B8ES	2411	BR8EIX	5044	.032"
1982	1000	GS1000Z	D8EA	2120	DR8EIX	6681	.028"
2006-2001	1000	GSX-R1000	CR9E #	6263	CR9EIX	3521	.028"
2015-2007	1000	GSX-R1000	---	---	CR9EIA-9 #	6289	.036"
2007-2003	1000	SV1000, S	CR8EK #	3478	CR8EIX	4218	.028"
2003-1998	1000	TL1000R	CR9EK ^	4548	CR9EIX	3521	.026"
2002-1997	1000	TL1000S	CR9EK ^	4548	CR9EIX	3521	.026"
1997-1994	900	RF900R	CR9E	6263	CR9EIX	3521	.026"
1983-1979	850	GS850	B8ES	2411	BR8EIX	5044	.032"
1986	850	GS850G	B8ES	2411	BR8EIX	5044	.032"
2015-2005	800	VL800 B, C, T - BOULEVARD C50/C50T	DPR7EA-9 # ^	5129	DPR7EIX-9	7803	.036"
2009-2006	800	VS800 - BOULEVARD S50	DPR8EA-9 # ^	4929	DPR8EIX-9	2202	.036"
2004-1992	800	VS800GL - INTRUDER	DPR8EA-9 # ^	4929	DPR8EIX-9	2202	.036"
1993-1990	800	VX800	DPR8EA-9 ^	4929	DPR8EIX-9	2202	.036"
2004-1997	800	VZ800 - MARUADER	DPR8EA-9 # ^	4929	DPR8EIX-9	2202	.036"
2013	800	VZ800 - BOULEVARD M50	DR7EA #	7839	DR7EIX	5686	.028"
2009-2005	800	VZ800, Z - BOULEVARD M50	DPR7EA-9 # ^	5129	DPR7EIX-9	7803	.036"
1979-1977	750	GS750	B8ES	2411	BR8EIX	5044	.028"
1983-1980	750	GS750	D8EA	2120	DR8EIX	6681	.028"
1998-1989	750	GSX750F - KATANA	JR9C	6193	---	---	.026"
2006-1999	750	GSX750F - KATANA	CR9EK # ^	4548	CR9EIX	3521	.028"
1987-1986	750	GSX-R750	D9EA	2420	DR9EIX	4772	.028"

Motorcycle

Denotes Original Equipment

^ Available in Blister Pack (see page 6)

Note: Due to different operating or engine conditions an alternate heat range plug maybe required.

MAKE/YR	ENGINE	MODEL NOTES	REGULAR PLUG	STK#	PREMIUM PLUG	STK#	GAP
SUZUKI Cont'd							
1989-1988	750	GSX-R750	JR9C	6193	---	---	.028"
1992-1990	750	GSX-R750	CR10EK	2360	CR10EIX	6482	.028"
1993	750	GSX-R750	CR9EK ^	4548	CR9EIX	3521	.026"
2009-1994	750	GSX-R750	CR9E #	6263	CR9EIX	3521	.028"
2015-2011	750	GSX-R750, Z	---	---	CR9EIA-9 #	6289	.036"
1974-1972	750	GT750	B6ES	7432	---	---	.028"
1977-1975	750	GT750	B8ES	2411	BR8EIX	5044	.032"
1991-1988	750	VS750GL	DPR8EA-9 ^	4929	DPR8EIX-9	2202	.036"
1985	700	GS700	D8EA	2120	DR8EIX	6681	.028"
1985	700	GSX700E	D8EA	2120	DR8EIX	6681	.028"
1986	700	GV700GL	DR8ES-L	2923	DR8EIX	6681	.028"
1987-1985	700	VS700GL	DP8EA-9	5829	DPR8EIX-9	2202	.036"
2015-2003	650	AN650 A, Z - BURGMAN 650	CR8E # ^	1275	CR8EIX	4218	.032"
2005-2004	650	DL650 - V-STROM	CR8EK #	3478	CR8EIX	4218	.028"
2009-2007	650	DL650, A - V-STROM	CR8E # ^	1275	CR8EIX	4218	.032"
2011	650	DL650, A - V-STROM	CR8E # ^	1275	CR8EIX	4218	.032"
2015-2012	650	DL650A, AL3, XA - V-STROM	---	---	CR8EIA-9 #	4286	.036"
1995-1990	650	DR650S	DP9EA-9	6629	DPR9EIX-9	5545	.036"
1995-1994	650	DR650SE	DPR9EA-9 #	5329	DPR9EIX-9	5545	.036"
2015-1996	650	DR650SE	CR10E #	6264	CR10EIX	6482	.032"
1984-1983	650	GR650	D8EA	2120	DR8EIX	6681	.028"
1983-1981	650	GS650	D8EA	2120	DR8EIX	6681	.028"
2009-2008	650	GSX650F	CR8E # ^	1275	CR8EIX	4218	.032"
2015-2005	650	LS650 - BOULEVARD S40	DPR8EA-9 # ^	4929	DPR8EIX-9	2202	.036"
2009	650	SFV650 - GLADIUS	CR8E # ^	1275	CR8EIX	4218	.032"
2015-2014	650	SFV650, A	---	---	CR8EIA-9 #	4286	.036"
2009-1999	650	SV650 A, S, SA	CR8E # ^	1275	CR8EIX	4218	.032"
1984-1983	650	XN85	D9EA	2420	DR9EIX	4772	.028"
2012	645	DL650A	---	---	CR8EIA-9 #	4286	.036"
2003-1995	600	GSF600S - BANDIT	CR9EK ^	4548	CR9EIX	3521	.026"
1995-1988	600	GSX600F - KATANA	DR8ES	5423	DR8EIX	6681	.026"
2006-1996	600	GSX600F - KATANA	CR9EK # ^	4548	CR9EIX	3521	.028"
2007-1997	600	GSX-R600	CR9E #	6263	CR9EIX	3521	.028"
2009-2008	600	GSX-R600	---	---	CR9EIA-9 #	6289	.036"
2015-2011	600	GSX-R600	---	---	CR9EIA-9 #	6289	.036"
1993-1992	600	GSX-R600W	CR9EK ^	4548	CR9EIX	3521	.026"
1996-1994	600	RF600R, RV	CR9E	6263	CR9EIX	3521	.028"
1985	600	SP600	DP9EA-9	6629	DPR9EIX-9	5545	.036"
1982-1977	550	GS550	B8ES	2411	BR8EIX	5044	.032"
1986-1983	550	GS550	D9EA	2420	DR9EIX	4772	.028"
1974-1972	550	GT550	B7ES	1111	BR7EIX	6664	.028"
1977-1975	550	GT550	B8ES	2411	BR8EIX	5044	.028"
1983-1981	500	DR500	D8EA	2120	DR8EIX	6681	.028"
2002-2001	500	GS500	DPR8EA-9 ^	4929	DPR8EIX-9	2202	.036"
2000-1989	500	GS500E	DPR8EA-9 ^	4929	DPR8EIX-9	2202	.036"
2009-2004	500	GS500F	DPR8EA-9 # ^	4929	DPR8EIX-9	2202	.036"
1977-1976	500	GT500	B7HS	5110	BR7HIX	7067	.028"
1986-1983	500	RM500	B8EGV	5627	BR8EIX SLD	6747	.032"
1983-1981	500	SP500	D8EA	2120	DR8EIX	6681	.028"
1975-1968	500	T500	B7HS	5110	BR7HIX	7067	.028"
1981	465	RM465	B8EGV	5627	BR8EIX SLD	6747	.024"
1982	465	RM465	B9EGV	5827	BR9EIX	3981	.024"
1988-1980	450	GS450	B8ES	2411	BR8EIX	5044	.032"
2010	450	RM-X450Z	---	---	CR8EIB-10 #	4948	.040"
2015-2005	450	RM-Z450	---	---	DIMR8A10 #	5066	.040"
1979	425	GS425	B8ES	2411	BR8EIX	5044	.032"



Denotes Original Equipment

^ Available in Blister Pack (see page 6)

Note: Due to different operating or engine conditions an alternate heat range plug maybe required.

MAKE/YR	ENGINE	MODEL NOTES	REGULAR PLUG	STK#	PREMIUM PLUG	STK#	GAP
SUZUKI Cont'd							
2014-2007	400	AN400A, ZA - BURGMAN 400	CR7E # ^	4578	CR7EIX	7385	.032"
1980	400	DR400	D8EA	2120	DR8EIX	6681	.028"
2015-2000	400	DR-Z400, E, K, S, SM	CR8E # ^	1275	CR8EIX	4218	.032"
1982-1981	400	GN400	D8EA	2120	DR8EIX	6681	.028"
1978-1977	400	GS400	B8ES	2411	BR8EIX	5044	.032"
1978-1977	400	GS400X	B8ES	2411	BR8EIX	5044	.032"
1993-1991	400	GSF400	CR8EK	3478	CR8EIX	4218	.028"
2003	400	LT400F	CR7E ^	4578	CR7EIX	7385	.032"
1981-1980	400	PE400	B9EGV	5827	BR9EIX	3981	.024"
1979-1978	400	RM400	B8ES	2411	BR8EIX	5044	.024"
1980	400	RM400	B8EGV	5627	BR8EIX SLD	6747	.024"
1980	400	SP400	D8EA	2120	DR8EIX	6681	.028"
1975-1971	400	TM400	B8ES	2411	BR8EIX	5044	.032"
1975-1972	400	TS400	B8ES	2411	BR8EIX	5044	.032"
1977-1976	400	TS400	B6ES	7432	---	---	.028"
1973-1972	380	GT380	B7ES	1111	BR7EIX	6664	.028"
1977-1974	380	GT380	B8ES	2411	BR8EIX	5044	.028"
1979-1978	370	DR370	D8EA	2120	DR8EIX	6681	.028"
1977-1976	370	RM370	B9ES	2611	BR9EIX	3981	.024"
1979-1978	370	SP370	D8EA	2120	DR8EIX	6681	.028"
1993-1990	350	DR350	DPR9EA-9 #	5329	DPR9EIX-9	5545	.036"
1999-1994	350	DR350	CR9EK ^	4548	CR9EIX	3521	.026"
1993-1990	350	DR350S	DPR9EA-9 #	5329	DPR9EIX-9	5545	.036"
1999-1994	350	DR350SE	CR9EK ^	4548	CR9EIX	3521	.026"
1972-1969	350	T350	B7HS	5110	BR7HIX	7067	.028"
1983-1982	300	GS300	D9EA	2420	DR9EIX	4772	.028"
1985-1982	250	DR250	D8EA	2120	DR8EIX	6681	.028"
1993-1990	250	DR250	DPR9EA-9 #	5329	DPR9EIX-9	5545	.036"
1986-1983	250	DR250S	D8EA	2120	DR8EIX	6681	.028"
1992-1990	250	DR250S	DPR9EA-9 #	5329	DPR9EIX-9	5545	.036"
1995-1993	250	DR250SE	DPR9EA-9 #	5329	DPR9EIX-9	5545	.036"
2001	250	DR250SE	CR10E	6264	CR10EIX	6482	.032"
2007-2001	250	DR-Z250	CR9E #	6263	CR9EIX	3521	.028"
1988-1983	250	GN250	D8EA	2120	DR8EIX	6681	.028"
1981-1980	250	GS250T	D9EA	2420	DR9EIX	4772	.028"
1975-1973	250	GT250	B8ES	2411	BR8EIX	5044	.028"
1977-1976	250	GT250	B9ES	2611	BR9EIX	3981	.028"
2015-2013	250	GW250	CR7E # ^	4578	CR7EIX	7385	.032"
2010-1999	250	GZ250	DR8EA # ^	7162	DR8EIX	6681	.032"
1978-1977	250	PE250	B8ES	2411	BR8EIX	5044	.024"
1979	250	PE250	B10ES	7928	BR10EIX	6801	.024"
1980	250	PE250	B9EGV	5827	BR9EIX	3981	.024"
1981	250	PE250	B10EGV	5927	---	---	.024"
1975-1974	250	RL250	B7ES	1111	BR7EIX	6664	.032"
1979-1976	250	RM250	B9ES	2611	BR9EIX	3981	.024"
1981-1980	250	RM250	B9EGV	5827	BR9EIX	3981	.024"
1991-1982	250	RM250	B8EGV	5627	BR8EIX SLD	6747	.024"
1995-1992	250	RM250	R4118S-8	3236	---	---	.024"
2000-1996	250	RM250	R6918B-7	6259	---	---	.024"
2008-2001	250	RM250	BR8EG #	3130	BR8EIX	5044	.024"
1992-1989	250	RMX250	B8EGV	5627	BR8EIX SLD	6747	.024"
1998-1993	250	RMX250	---	---	BR9EIX	3981	.024"
2004	250	RMZ250	BR8EG #	3130	BR8EIX	5044	.024"
2006-2005	250	RMZ250	CR8EB #	7784	---	---	.032"
2012-2007	250	RMZ250	---	---	CR8EIA-10 #	4708	.040"
2015-2013	250	RMZ250	---	---	CR8EIB-10 #	4948	.040"

Motorcycle

Denotes Original Equipment

^ Available in Blister Pack (see page 6)

Note: Due to different operating or engine conditions an alternate heat range plug maybe required.

MAKE/YR	ENGINE	MODEL NOTES	REGULAR PLUG	STK#	PREMIUM PLUG	STK#	GAP
SUZUKI Cont'd							
1981	250	RS250	B9ES	2611	BR9EIX	3981	.032"
1984-1983	250	SP250	D8EA	2120	DR8EIX	6681	.028"
1972-1969	250	T250	B7HS	5110	BR7HIX	7067	.028"
1975-1972	250	TM250	B8ES	2411	BR8EIX	5044	.032"
1976-1969	250	TS250	B7ES	1111	BR7EIX	6664	.032"
1979-1977	250	TS250	B8ES	2411	BR8EIX	5044	.028"
1981-1980	250	TS250	BP7ES	1034	BPR7EIX	4055	.032"
2009	250	TU250X	DR8EA # ^	7162	DR8EIX	6681	.032"
2013-2011	250	TU250X	DR8EA # ^	7162	DR8EIX	6681	.032"
2015	250	TU250X	DR8EA # ^	7162	DR8EIX	6681	.032"
1988-1986	200	DR200	D8EA	2120	DR8EIX	6681	.028"
2015	200	DR200S	DR8EA # ^	7162	DR8EIX	6681	.032"
2009-1996	200	DR200SE	DR8EA # ^	7162	DR8EIX	6681	.032"
2013	200	DR200SE	DR8EA # ^	7162	DR8EIX	6681	.032"
1988-1985	200	SP200	D8EA	2120	DR8EIX	6681	.028"
2015-2014	200	UH200A - BURGMAN 200	CR7EK #	7546	CR7EIX	7385	.028"
1978	185	DS185	B7HS	5110	BR7HIX	7067	.028"
1981-1979	185	DS185	B7ES	1111	BR7EIX	6664	.032"
1977-1973	185	GT185	B7HS	5110	BR7HIX	7067	.028"
1977-1974	185	TC185	B7HS	5110	BR7HIX	7067	.028"
1979-1971	185	TS185	B7HS	5110	BR7HIX	7067	.028"
1981-1980	185	TS185	BP7ES	1034	BPR7EIX	4055	.032"
1978	175	PE175	B9ES	2611	BR9EIX	3981	.024"
1979	175	PE175	B10ES	7928	BR10EIX	6801	.024"
1984-1980	175	PE175	B10EGV	5927	---	---	.024"
2003	160	LTF160K	DPR7EA-9 ^	5129	DPR7EIX-9	7803	.036"
1988-1982	125	DR125	D8EA	2120	DR8EIX	6681	.028"
1996-1994	125	DR125SE	DR8EA ^	7162	DR8EIX	6681	.026"
2010-2003	125	DR-Z125, L	DR8EA # ^	7162	DR8EIX	6681	.026"
2015-2012	125	DR-Z125, L	DR8EA # ^	7162	DR8EIX	6681	.026"
1981-1979	125	DS125	B8ES	2411	BR8EIX	5044	.032"
1983-1982	125	GN125	D8EA	2120	DR8EIX	6681	.028"
1992	125	GN125	D8EA	2120	DR8EIX	6681	.028"
1997-1991	125	GN125E	D8EA	2120	DR8EIX	6681	.026"
1979-1975	125	RM125	B9ES	2611	BR9EIX	3981	.024"
1980	125	RM125	B9EGV	5827	BR9EIX	3981	.024"
1981	125	RM125	B8EGV	5627	BR8EIX SLD	6747	.024"
1991-1982	125	RM125	B9EGV	5827	BR9EIX	3981	.024"
1995-1992	125	RM125	---	---	BR9EIX	3981	.024"
2007-1996	125	RM125	R6918B-8 #	4492	---	---	.024"
1977-1973	125	RV125	B7HS	5110	BR7HIX	7067	.028"
1988-1983	125	SP125	D8EA	2120	DR8EIX	6681	.028"
1971-1969	125	T125	BP7HS	5111	BPR7HIX	5944	.024"
1977-1972	125	TC125	B8HS	5510	BR8HIX	7001	.028"
1975-1973	125	TM125	B8ES	2411	BR8EIX	5044	.020"
1975-1971	125	TS125	B7HS	5110	BR7HIX	7067	.028"
1977-1976	125	TS125	B8HS	5510	BR8HIX	7001	.028"
1981-1978	125	TS125	B8ES	2411	BR8EIX	5044	.032"
1971-1969	120	TC120	BP7HS	5111	BPR7HIX	5944	.028"
2005-2003	110	DR-Z110	CR6HSA #	2983	CR6HIX	7274	.028"
1976	100	A100	BP7HS	5111	BPR7HIX	5944	.028"
1979-1977	100	A100	BP6HS	7331	BPR6HIX	4085	.028"
1990-1983	100	DR100	D8EA	2120	DR8EIX	6681	.028"
1981-1978	100	DS100	B8ES	2411	BR8EIX	5044	.032"
1979-1976	100	RM100	B9ES	2611	BR9EIX	3981	.024"
1981-1980	100	RM100	B9EGV	5827	BR9EIX	3981	.024"



Denotes Original Equipment

^ Available in Blister Pack (see page 6)

Note: Due to different operating or engine conditions an alternate heat range plug maybe required.

MAKE/YR	ENGINE	MODEL NOTES	REGULAR PLUG	STK#	PREMIUM PLUG	STK#	GAP
SUZUKI Cont'd							
2003	100	RM100	R6252K-105	2741	---	---	.042"
1984-1983	100	SP100	D8EA	2120	DR8EIX	6681	.028"
1977-1972	100	TC100	B8HS	5510	BR8HIX	7001	.028"
1975-1974	100	TM100	B8ES	2411	BR8EIX	5044	.020"
1977-1973	100	TS100	B8HS	5510	BR8HIX	7001	.028"
1981-1978	100	TS100	B8ES	2411	BR8EIX	5044	.032"
1977-1973	90	RV90	BP6HS #	7331	BPR6HIX	4085	.028"
1972-1970	90	TC90	B8HS	5510	BR8HIX	7001	.028"
1972-1970	90	TS90	B8HS	5510	BR8HIX	7001	.028"
2012-2002	85	RM85, L	BR10ES #	4832	BR10EIX	6801	.028"
2015	85	RM85, L	BR10ES #	4832	BR10EIX	6801	.028"
1995-1978	80	DS80	BP7ES	1034	BPR7EIX	4055	.032"
2000-1996	80	DS80	BR7ES	5122	BR7EIX	6664	.028"
2004-2001	80	JR80	BR7ES	5122	BR7EIX	6664	.028"
1977	80	RM80	B7ES	1111	BR7EIX	6664	.032"
1981-1978	80	RM80	B8ES	2411	BR8EIX	5044	.032"
1982	80	RM80	B9ES	2611	BR9EIX	3981	.032"
1983	80	RM80	B8ES	2411	BR8EIX	5044	.032"
1985-1984	80	RM80	B9ES	2611	BR9EIX	3981	.032"
1996-1986	80	RM80	B10ES	7928	BR10EIX	6801	.028"
2001-1997	80	RM80	BR10ES	4832	BR10EIX	6801	.028"
1977-1974	75	TM75	B7HS	5110	BR7HIX	7067	.028"
1977-1974	75	TS75	B7HS	5110	BR7HIX	7067	.028"
2009-2008	70	DR-Z70	CR7HSA # ^	4549	CR7HIX	7544	.028"
2015	70	DR-Z70	CR7HSA # ^	4549	CR7HIX	7544	.028"
2005-2004	65	RM65	BR10EG #	3830	BR10EIX	6801	.024"
1983-1980	60	RM60	B8HS	5510	BR8HIX	7001	.032"
2003	60	RM60	B9EG	3530	BR9EIX	3981	.024"
1971-1970	50	F50	BP4HS	3611	---	---	.024"
1984-1981	50	FA50	BP4HS	3611	---	---	.028"
1986	50	FA50	BPR4HS	7823	---	---	.028"
1991-1987	50	FA50	BP4HS	3611	---	---	.028"
1981	50	FS50	BP4HS	3611	---	---	.028"
1982-1979	50	FZ50	BP4HS	3611	---	---	.028"
1993-1979	50	JR50	BP4HS	3611	---	---	.028"
2006-1994	50	JR50	BPR4HS #	7823	---	---	.028"
1973-1970	50	MT50	BP4HS	3611	---	---	.024"
1980-1979	50	OR50	BP6HS	7331	BPR6HIX	4085	.028"
1978	50	RM50	BP6HS	7331	BPR6HIX	4085	.028"
1980-1979	50	RM50	B7HS	5110	BR7HIX	7067	.028"
TAS							
		BIKE ENGINE	BM6A	5921	---	---	.025"
		MOPED ENGINE	B6S	3510	---	---	.025"
TGB							
2007-2004	151	DELIVERY 150	CR7HSA ^	4549	CR7HIX	7544	.028"
2005-2004	151	LASER 150	CR7HSA ^	4549	CR7HIX	7544	.028"
2007-2006	151	LASER R9	CR7HSA ^	4549	CR7HIX	7544	.028"
2007	151	SUNSET 150	CR7HSA ^	4549	CR7HIX	7544	.028"
2005-2004	49	101S	BPR7HS ^	6422	BPR7HIX	5944	.028"
2007-2004	49	DELIVERY 50	BPR7HS ^	6422	BPR7HIX	5944	.028"
2007-2006	49	KEY WEST	BPR7HS ^	6422	BPR7HIX	5944	.028"
2005-2004	49	LASER 50	BPR7HS ^	6422	BPR7HIX	5944	.028"
2007-2006	49	LASER R5	BPR7HS ^	6422	BPR7HIX	5944	.028"
2007-2006	49	R50X	BPR7HS ^	6422	BPR7HIX	5944	.028"
2007	49	SUNSET 50	BPR7HS ^	6422	BPR7HIX	5944	.028"

Motorcycle

Denotes Original Equipment

^ Available in Blister Pack (see page 6)

Note: Due to different operating or engine conditions an alternate heat range plug maybe required.

MAKE/YR	ENGINE	MODEL NOTES	REGULAR PLUG	STK#	PREMIUM PLUG	STK#	GAP
TITAN							
2005	2003	CUSTOM RUBBER MOUNT CHOPPER - S&S ENGINE 124 CU IN	DCPR7E #	3932	DCPR7EIX	6046	.040"
2005	2003	CUSTOM SOFTAIL CHOPPER - S&S ENGINE 124 CU IN	DCPR7E #	3932	DCPR7EIX	6046	.040"
2005	2003	RADICAL RIGID - S&S ENGINE 124 CU IN	DCPR7E #	3932	DCPR7EIX	6046	.040"
2005	1852	CUSTOM RUBBER MOUNT CHOPPER - S&S ENGINE 113 CU IN	BPR5ES-11	7634	BPR5EIX-11	2115	.040"
2005	1852	CUSTOM SOFTAIL CHOPPER - S&S ENGINE 113 CU IN	BPR5ES-11	7634	BPR5EIX-11	2115	.040"
2005	1852	RADICAL RIGID - S&S ENGINE 113 CU IN	BPR5ES-11	7634	BPR5EIX-11	2115	.040"
2005	1753	CUSTOM PRO STREET - S&S ENGINE 107 CU IN	BPR5ES-11	7634	BPR5EIX-11	2115	.040"
2005	1573	FAT BOBBER - S&S ENGINE 96 CU IN	BPR5ES-11	7634	BPR5EIX-11	2115	.040"
TM							
2010	450	450 MX 4T	CR8E # ^	1275	CR8EIX	4218	.032"
2010	450	450 SMM 4T	CR8E # ^	1275	CR8EIX	4218	.032"
2010	450	450 SMR 4T	CR8E # ^	1275	CR8EIX	4218	.032"
2010	450	450 SMX 4T	CR8E # ^	1275	CR8EIX	4218	.032"
2011	450	450FI MX 4T	---	---	CR9EIX #	3521	.032"
2011	450	450FI SMX 4T	---	---	CR9EIX #	3521	.032"
2003-2002	400	400 4T EX - 4-STROKE	CR8E ^	1275	CR8EIX	4218	.032"
2003-2002	400	400 4T MX - 4-STROKE	CR8E ^	1275	CR8EIX	4218	.032"
2003-1996	300	300 ENDURO	BR9EG	3230	BR9EIX	3981	.024"
2003-1996	300	300 MX	BR9EG	3230	BR9EIX	3981	.024"
2012-2011	300	300 MX 2T	BR9EG #	3230	BR9EIX	3981	.024"
2003-2002	250	250 4T EX - 4-STROKE	CR8E ^	1275	CR8EIX	4218	.032"
2003-2002	250	250 4T MX - 4-STROKE	CR8E ^	1275	CR8EIX	4218	.032"
2003-1994	250	250 ENDURO	BR9EG	3230	BR9EIX	3981	.024"
2003-1994	250	250 MX	BR9EG	3230	BR9EIX	3981	.024"
2012-2011	250	250 MX 2T	BR9EG #	3230	BR9EIX	3981	.024"
2010	250	250 MX 4T	CR8E # ^	1275	CR8EIX	4218	.032"
2010	250	250 SMM 4T	CR8E # ^	1275	CR8EIX	4218	.032"
2010	250	250 SMR 4T	CR8E # ^	1275	CR8EIX	4218	.032"
2010	250	250 SMX 4T	CR8E # ^	1275	CR8EIX	4218	.032"
2011	250	250FI MX 4T	R0045J-10 #	7400	---	---	.040"
2009	144	EN144	BR9EG	3230	BR9EIX	3981	.024"
2009	144	MX144	BR9EG	3230	BR9EIX	3981	.024"
2011	144	144 MX 2T	BR9EG #	3230	BR9EIX	3981	.024"
2003-1995	125	125 ENDURO	BR9EG	3230	BR9EIX	3981	.024"
2003-1995	125	125 MX	BR9EG	3230	BR9EIX	3981	.024"
2012-2010	125	125 MX 2T	BR9EG #	3230	BR9EIX	3981	.024"
2009	125	EN125	BR9EG	3230	BR9EIX	3981	.024"
2009	125	MX125	BR9EG	3230	BR9EIX	3981	.024"
2009	125	SMM125	BR9EG	3230	BR9EIX	3981	.024"
2009	125	SMR125	BR9EG	3230	BR9EIX	3981	.024"
2009	85	MX85 (17/14)	BR9EG	3230	BR9EIX	3981	.024"
2009	85	MX85 (19/16)	BR9EG	3230	BR9EIX	3981	.024"
2000-1994	80	80 ENDURO	BR9EG	3230	BR9EIX	3981	.024"
2000-1994	80	80 MX	BR9EG	3230	BR9EIX	3981	.024"
TOMOS							
		ALL MODELS	B5HS	4210	---	---	.025"
TORROT							
		ALL MODELS	B5HS	4210	---	---	.025"
TRAILBLAZER							
		SILVER FOX	BP7HS	5111	BPR7HIX	5944	.028"
TRI-PED							
		ALL MODELS	B5HS	4210	---	---	.025"



Denotes Original Equipment

^ Available in Blister Pack (see page 6)

Note: Due to different operating or engine conditions an alternate heat range plug maybe required.

MAKE/YR	ENGINE	MODEL NOTES	REGULAR PLUG	STK#	PREMIUM PLUG	STK#	GAP
TRIUMPH							
2010-2005	2294	ROCKET III	DPR8EA-9 ^	4929	DPR8EIX-9	2202	.036"
2009-2005	2294	ROCKET III CLASSIC	DPR7EA-9 ^	5129	DPR7EIX-9	7803	.036"
2013-2006	2294	ROCKET III CLASSIC TOURER	DPR7EA-9 ^	5129	DPR7EIX-9	7803	.036"
2013-2005	2294	ROCKET III ROADSTER	DPR7EA-9 ^	5129	DPR7EIX-9	7803	.036"
2011	1700	THUNDERBIRD 1700	DPR6EA-9 ^	5531	---	---	.036"
2010-2009	1600	THUNDERBIRD 1600	DPR6EA-9 ^	5531	---	---	.036"
2013-2010	1597	THUNDERBIRD	DPR8EA-9 ^	4929	DPR8EIX-9	2202	.036"
2011-2010	1597	THUNDERBIRD ABS	DPR6EA-9 ^	5531	---	---	.036"
2011	1597	THUNDERBIRD SE	DPR6EA-9 ^	5531	---	---	.036"
2013-2011	1597	THUNDERBIRD STORM	DPR6EA-9 ^	5531	---	---	.036"
2013	1215	TIGER EXPLORER	CR8EK	3478	CR8EIX	4218	.028"
1997-1993	1200	DAYTONA 1200	DPR8EA-9 ^	4929	DPR8EIX-9	2202	.036"
1999	1200	DAYTONA 1200	DPR8EA-9 ^	4929	DPR8EIX-9	2202	.036"
2003-1991	1200	TROPHY 1200	DPR9EA-9 #	5329	DPR9EIX-9	5545	.036"
2008-2006	1050	SPEED TRIPLE	CR9EK ^	4548	CR9EIX	3521	.028"
2013-2009	1050	SPEED TRIPLE/R	CR8EK	3478	CR8EIX	4218	.028"
2010-2005	1050	SPRINT ST	CR9EK ^	4548	CR9EIX	3521	.028"
2010-2007	1050	TIGER	CR9EK ^	4548	CR9EIX	3521	.028"
2011	1050	TIGER	CR8EK	3478	CR8EIX	4218	.028"
1998-1997	955	DAYTONA - T595	DPR8EA-9 ^	4929	DPR8EIX-9	2202	.036"
2001-1999	955	DAYTONA 955I	DPR8EA-9 ^	4929	DPR8EIX-9	2202	.036"
2004-2002	955	DAYTONA 955I	CR9EK ^	4548	CR9EIX	3521	.026"
2001-1998	955	SPEED TRIPLE	DPR8EA-9 ^	4929	DPR8EIX-9	2202	.036"
2005-2002	955	SPEED TRIPLE	CR9EK ^	4548	CR9EIX	3521	.026"
2001-1999	955	SPRINT RS	DPR8EA-9 ^	4929	DPR8EIX-9	2202	.036"
2004-2002	955	SPRINT RS	CR9EK ^	4548	CR9EIX	3521	.026"
2001-1999	955	SPRINT ST	DPR8EA-9 ^	4929	DPR8EIX-9	2202	.036"
2005-2002	955	SPRINT ST	CR9EK ^	4548	CR9EIX	3521	.026"
2010-2009	955	SPRINT ST	CR9EK ^	4548	CR9EIX	3521	.026"
2010-2009	955	STREET TRIPLE R	CR9EK ^	4548	CR9EIX	3521	.026"
2006-2001	955	TIGER	DPR8EA-9 ^	4929	DPR8EIX-9	2202	.036"
2001-1996	900	ADVENTURER CRUISER	DPR8EA-9 ^	4929	DPR8EIX-9	2202	.036"
2010-2009	900	BONNEVILLE SE	DPR8EA-9 ^	4929	DPR8EIX-9	2202	.036"
1996-1993	900	DAYTONA 900	DPR8EA-9 ^	4929	DPR8EIX-9	2202	.036"
2001-1999	900	LEGEND TT	DPR8EA-9 ^	4929	DPR8EIX-9	2202	.036"
1996-1994	900	SPEED TRIPLE CAFE	DPR8EA-9 ^	4929	DPR8EIX-9	2202	.036"
1997-1993	900	SPRINT 900	DPR8EA-9 ^	4929	DPR8EIX-9	2202	.036"
1998	900	SPRINT EXECUTIVE, SPORTS	DPR8EA-9 ^	4929	DPR8EIX-9	2202	.036"
1997-1994	900	SUPER III SUPERSPORT	DPR8EA-9 ^	4929	DPR8EIX-9	2202	.036"
1999-1997	900	T509 SPEED TRIPLE	DPR8EA-9 ^	4929	DPR8EIX-9	2202	.036"
2004-1995	900	TIGER 900	DPR8EA-9 ^	4929	DPR8EIX-9	2202	.036"
1999-1993	900	TIGER 900 DUAL PURPOSE	DPR8EA-9 ^	4929	DPR8EIX-9	2202	.036"
1998-1991	900	TRIDENT 900 STANDARD	DPR8EA-9 ^	4929	DPR8EIX-9	2202	.036"
2001-1991	900	TROPHY 900	DPR9EA-9 #	5329	DPR9EIX-9	5545	.036"
2010-2009	885	SPEED TRIPLE	DPR8EA-9 ^	4929	DPR8EIX-9	2202	.036"
2001-1995	885	THUNDERBIRD CRUISER	DPR8EA-9 ^	4929	DPR8EIX-9	2202	.036"
2004-1998	885	THUNDERBIRD SPORT	DPR8EA-9 ^	4929	DPR8EIX-9	2202	.036"
2013-2005	865	AMERICA	DPR8EA-9 ^	4929	DPR8EIX-9	2202	.036"
2013-2005	865	BONNEVILLE, SE, T100	DPR8EA-9 ^	4929	DPR8EIX-9	2202	.036"
2013-2006	865	SCRAMBLER	DPR8EA-9 ^	4929	DPR8EIX-9	2202	.036"
2013-2005	865	SPEEDMASTER	DPR8EA-9 ^	4929	DPR8EIX-9	2202	.036"
2013-2005	865	THRUXTON 900	DPR8EA-9 ^	4929	DPR8EIX-9	2202	.036"
2006-2005	800	BONNEVILLE	DPR8EA-9 ^	4929	DPR8EIX-9	2202	.036"
2013-2011	800	TIGER 800 & 800XC	CR9EK # ^	4548	CR9EIX	3521	.028"
2003-2002	790	AMERICA	DPR8EA-9 ^	4929	DPR8EIX-9	2202	.036"
2010-2009	790	AMERICA	DPR8EA-9 ^	4929	DPR8EIX-9	2202	.036"

Motorcycle

Denotes Original Equipment

^ Available in Blister Pack (see page 6)

Note: Due to different operating or engine conditions an alternate heat range plug maybe required.

MAKE/YR	ENGINE	MODEL NOTES	REGULAR PLUG	STK#	PREMIUM PLUG	STK#	GAP
TRIUMPH Cont'd							
2003-2001	790	BONNEVILLE - DOHC	DPR8EA-9 ^	4929	DPR8EIX-9	2202	.036"
2010-2009	790	BONNEVILLE	DPR8EA-9 ^	4929	DPR8EIX-9	2202	.036"
2010-2009	790	BONNEVILLE SE	DPR8EA-9 ^	4929	DPR8EIX-9	2202	.036"
2010-2009	790	BONNEVILLE T100	DPR8EA-9 ^	4929	DPR8EIX-9	2202	.036"
2003	790	SPEEDSTER	DPR8EA-9 ^	4929	DPR8EIX-9	2202	.036"
2010-2009	790	SPEEDSTER	DPR8EA-9 ^	4929	DPR8EIX-9	2202	.036"
	750	BONNEVILLE 750 - T140D	B6ES	7432	---	---	.024"
	750	BONNEVILLE 750 - T140E	B6ES	7432	---	---	.024"
	750	BONNEVILLE 750 - T140V	B8ES	2411	BR8EIX	5044	.024"
	750	HURRICANE - TRX75	B8ES	2411	BR8EIX	5044	.024"
	750	TIGER 750 - TR7RV	B8ES	2411	BR8EIX	5044	.024"
	750	TIGER 750 - TR7V	B8ES	2411	BR8EIX	5044	.024"
1998-1995	750	TRIDENT 750	DPR8EA-9 ^	4929	DPR8EIX-9	2202	.036"
	750	TRIDENT 750 - T150V	B8ES	2411	BR8EIX	5044	.024"
	750	TRIDENT 750 - T160	B8ES	2411	BR8EIX	5044	.024"
2010-2006	675	DAYTONA 675	CR9EK ^	4548	CR9EIX	3521	.028"
2008-2006	675	DAYTONA 675 RR	CR9EK ^	4548	CR9EIX	3521	.028"
2008-2007	675	SPEED TRIPLE	CR9EK ^	4548	CR9EIX	3521	.028"
2010-2009	675	SPEED TRIPLE	CR8EK	3478	CR8EIX	4218	.028"
2010-2007	675	STREET TRIPLE 675	CR9EK ^	4548	CR9EIX	3521	.028"
2010-2008	675	STREET TRIPLE R 675	CR9EK ^	4548	CR9EIX	3521	.028"
2013	675	STREET TRIPLE/R	CR9EK # ^	4548	CR9EIX	3521	.028"
	650	BONNEVILLE - T120R	B8ES	2411	BR8EIX	5044	.024"
	650	BONNEVILLE - T120V	B8ES	2411	BR8EIX	5044	.024"
2005	650	DAYTONA 650	CR9EK ^	4548	CR9EIX	3521	.028"
	650	TIGER - TR6C	B8ES	2411	BR8EIX	5044	.024"
	650	TROPHY (000001-029363) - TR6R	B7HS	5110	BR7HIX	7067	.024"
	650	TROPHY (029364-999999) - TR6R	B7ES	1111	BR7EIX	6664	.024"
	650	TROPHY SPORT - TR6C	B8ES	2411	BR8EIX	5044	.024"
2005-2002	600	DAYTONA 600	CR9EK ^	4548	CR9EIX	3521	.026"
2003-2000	600	TT600	CR9EK ^	4548	CR9EIX	3521	.026"
2005-2002	599	SPEED FOUR	CR9EK ^	4548	CR9EIX	3521	.026"
	500	DAYTONA 500 - T100C	B8ES	2411	BR8EIX	5044	.024"
	500	DAYTONA 500 - T100R	B8ES	2411	BR8EIX	5044	.024"
	500	TROPHY TRAIL - TR5MX	B8ES	2411	BR8EIX	5044	.024"
	500	TROPHY TRAIL - TR5T	B8ES	2411	BR8EIX	5044	.024"
	250	CUB	B6HS	7534	BR6HIX	3419	.024"
	250	TROPHY 250 - T25SS	B8ES	2411	BR8EIX	5044	.024"
	250	TROPHY 250 - T25T	B8ES	2411	BR8EIX	5044	.024"
	250	TROPHY 250 - T25W	B8ES	2411	BR8EIX	5044	.024"
		ALL OTHER TRIPLES (BSA, A75, ROCKET 3)	B8ES	2411	BR8EIX	5044	.024"
		ALL TWINS WITH 3/4" REACH	B8ES	2411	BR8EIX	5044	.024"
UNITED							
		ALL MODELS	B6HS	7534	BR6HIX	3419	.025"
UNITED MOTORS							
2006	200	DTF, DSF 200	DP8EA-9	5829	DPR8EIX-9	2202	.036"
2005-2000	200	DS200, DT125/200 - ENDUROS	D8EA	2120	DR8EIX	6681	.028"
	200	RENEGADE 200 - STREET	D8EA	2120	DR8EIX	6681	.028"
	200	SMF 200 - STREET	DP8EA-9	5829	DPR8EIX-9	2202	.036"
	150	DTF 150	D8EA	2120	DR8EIX	6681	.028"
	150	MATRIX 150	CR7HSA ^	4549	CR7HIX	7544	.032"
	150	POWERMAX 150	CR7HSA ^	4549	CR7HIX	7544	.032"
	125	DT125 - ENDUROS	D8EA	2120	DR8EIX	6681	.028"
	90	DTF 90/110	CR7HSA ^	4549	CR7HIX	7544	.028"
2005-2000	80	DT80 - ENDUROS 2-STROKE	BPR6HS	7022	BPR6HIX	4085	.028"
2005-2000	50	DT50 - ENDUROS 2-STROKE	BPR4HS	7823	---	---	.028"



Denotes Original Equipment
 ^ Available in Blister Pack (see page 6)

Note: Due to different operating or engine conditions an alternate heat range plug maybe required.

MAKE/YR	ENGINE	MODEL NOTES	REGULAR PLUG	STK#	PREMIUM PLUG	STK#	GAP
UNITED MOTORS Cont'd							
2006	50	DTF50	CR7HSA ^	4549	CR7HIX	7544	.028"
To 2005	50	X-PEED 50	BP6HS	7331	BPR6HIX	4085	.025"
2006	50	X-PEED 50 R	BR8HSA	5539	BR8HIX	7001	.028"
URAL AMERICA							
2001-1999	650	BAVARIAN CLASSIC	BP8HS	2630	BPR8HIX	6742	.026"
1997	650	DECO CLASSIC	BP7HS	5111	BPR7HIX	5944	.028"
2001-1999	650	DECO CLASSIC	BP8HS	2630	BPR8HIX	6742	.026"
1998	650	DECO CRUISER	BP7HS	5111	BPR7HIX	5944	.028"
1997-1994	650	ITALIA CRUISER	BP7HS	5111	BPR7HIX	5944	.028"
1998	650	ITALIA CRUISER	BP7HS	5111	BPR7HIX	5944	.028"
2001-1999	650	PATROL CLASSIC	BP8HS	2630	BPR8HIX	6742	.026"
2006-2003	650	PATROL CLASSIC	BP7HS #	5111	BPR7HIX	5944	.028"
2006-2004	650	RETRO	BP7HS #	5111	BPR7HIX	5944	.028"
2000-1999	650	SOLO CLASSIC	BP7HS	5111	BPR7HIX	5944	.028"
1998	650	SOLO CRUISER	BP7HS	5111	BPR7HIX	5944	.028"
1997-1994	650	SOLO SINGLE	BP7HS	5111	BPR7HIX	5944	.028"
1996-1994	650	SPORTSMAN	BP7HS	5111	BPR7HIX	5944	.028"
1998-1997	650	SPORTSMAN CLASSIC	BP7HS	5111	BPR7HIX	5944	.028"
1998-1997	650	TOURIST CLASSIC	BP7HS #	5111	BPR7HIX	5944	.028"
2001-1999	650	TOURIST CLASSIC	BP8HS	2630	BPR8HIX	6742	.026"
2006-2003	650	TOURIST CLASSIC	BP7HS #	5111	BPR7HIX	5944	.028"
1996-1994	650	TOURIST SIDECAR	BP7HS	5111	BPR7HIX	5944	.028"
2006-2004	650	TROYKA CLASSIC	BP7HS #	5111	BPR7HIX	5944	.028"
2004-2003	650	WOLF	BP7HS #	5111	BPR7HIX	5944	.028"
VELOSOLEX							
		1/2" REACH	B5HS	4210	---	---	.025"
		3/4" REACH	B5ES	6410	---	---	.025"
VENTO							
	250	COLT	CR7HS	7223	CR7HIX	7544	.028"
2013-2012	250	STORM	CPR8E	7411	---	---	.024"
2011-2005	250	VTHUNDER	CR6HSA #	2983	CR6HIX	7274	.028"
2013-2012	230	XTREET 230	DR8EA # ^	7162	DR8EIX	6681	.032"
2013-2012	180	XTREET 180	DR8EA # ^	7162	DR8EIX	6681	.032"
	150	GALDIATOR	DR8EA ^	7162	DR8EIX	6681	.024"
2012	150	HOT ROD CS	CR7HSA # ^	4549	CR7HIX	7544	.028"
2010	150	HOT ROD GT	CR7HSA # ^	4549	CR7HIX	7544	.028"
	150	PANTOM R3	CR7HS	7223	CR7HIX	7544	.028"
2012	150	PHANTOM 9I	CR7HSA # ^	4549	CR7HIX	7544	.028"
2012	150	PHANTOM F1	CR7HSA # ^	4549	CR7HIX	7544	.028"
	150	PHANTOM R4I	CR7HS	7223	CR7HIX	7544	.028"
	150	REBELLIAN	DR8EA ^	7162	DR8EIX	6681	.024"
2012	150	RUDA 150X	CR7HSA # ^	4549	CR7HIX	7544	.028"
2012	150	TERRA	CR7HSA # ^	4549	CR7HIX	7544	.028"
2013	150	TERRA X	CR7HSA # ^	4549	CR7HIX	7544	.028"
2003-2002	150	THUNDERSTAR	DR8EA ^	7162	DR8EIX	6681	.024"
2004-2003	150	THUNDERSTAR XLS	DR8EA # ^	7162	DR8EIX	6681	.032"
2012	150	URBAN 150R	DR8EA # ^	7162	DR8EIX	6681	.032"
2013	150	URBAN 150S	DR8EA # ^	7162	DR8EIX	6681	.032"
2013	150	URBAN GT	DR8EA # ^	7162	DR8EIX	6681	.032"
2012-2010	150	VORTEX	CR7HSA # ^	4549	CR7HIX	7544	.028"
2006	150	WORKMAN 150	DPR8EA-9 ^	4929	DPR8EIX-9	2202	.036"
2010-2009	150	WORKMAN 150R	DR8EA # ^	7162	DR8EIX	6681	.032"
	125	WORKER	DR8EA ^	7162	DR8EIX	6681	.024"
2011-2005	125	WORKMAN	DR8EA # ^	7162	DR8EIX	6681	.032"
	100	TRITON R3	BR8HSA #	5539	BR8HIX	7001	.028"
2010	50	HOT ROD	CR7HSA # ^	4549	CR7HIX	7544	.028"

Motorcycle

Denotes Original Equipment

^ Available in Blister Pack (see page 6)

Note: Due to different operating or engine conditions an alternate heat range plug maybe required.

MAKE/YR	ENGINE	MODEL NOTES	REGULAR PLUG	STK#	PREMIUM PLUG	STK#	GAP
VENTO Cont'd							
2008-2004	50	JAZZ TURBO	BPR7HS ^	6422	BPR7HIX	5944	.028"
2007-2005	50	PHANTERA	CR7HSA # ^	4549	CR7HIX	7544	.028"
2007-2005	50	TRITON GT5	BPR7HS ^	6422	BPR7HIX	5944	.028"
2007	50	TRITON LI	BPR7HS ^	6422	BPR7HIX	5944	.028"
2013-2010	50	TRITON LI	CR7HSA # ^	4549	CR7HIX	7544	.028"
	50	TRITON R4	BR8HSA #	5539	BR8HIX	7001	.028"
2005-2004	50	XENON	BPR7HS ^	6422	BPR7HIX	5944	.028"
	50	ZIP	BR8HSA #	5539	BR8HIX	7001	.028"
	50	ZIP R3I TURBOCAM	BR8HSA #	5539	BR8HIX	7001	.028"
VERTEMATI							
2004	600	SUPERMOTO SR600 - 4-STROKE LIQUID COOLED	CR8EK	3478	CR8EIX	4218	.028"
2004	570	S570E SUPERMOTO - 4-STROKE LIQUID COOLED	CR8EK	3478	CR8EIX	4218	.028"
2004	500	ENDURO E501 - 4-STROKE LIQUID COOLED	CR8EK	3478	CR8EIX	4218	.028"
2004	450	S450E SUPERMOTO - 4-STROKE LIQUID COOLED	CR8EK	3478	CR8EIX	4218	.028"
2004	450	SUPERMOTO SR450 - 4-STROKE LIQUID COOLED	CR8EK	3478	CR8EIX	4218	.028"
VESPA							
2010	300	GTS 300	CR8EKB #	4374	---	---	.028"
2009	300	GTS 300 SUPER	CR8EB	7784	---	---	.024"
2011-2010	300	GTS 300 SUPER	CR8EKB #	4374	---	---	.028"
2009	300	GTV 300	CR8EKB #	4374	---	---	.028"
2007-2006	250	GT 250	---	---	CR9EIX	3521	.024"
2009	250	GTS 250	CR8EB	7784	---	---	.024"
2009	250	GTV 250	CR8EB	7784	---	---	.024"
	200	P200E	B6ES	7432	---	---	.020"
2009	150	LX 150	CR8EB	7784	---	---	.024"
2009	150	LXV 150	CR8EB	7784	---	---	.024"
2009	150	S 150	CR8EB	7784	---	---	.024"
	125	P125X	B7HS	5110	BR7HIX	7067	.024"
2009-2007	125	S 125 4T	CR7EB #	4663	CR7EIX	7385	.032"
2009	50	LX 50	CR8EB	7784	---	---	.024"
2011-2009	50	S 50	ER9EH #	5869	ER9EHIX	96652	.024"
2001-1997	49	ET2	BR9ES ^	5722	BR9EIX	3981	.024"
2002-1996	49	ET4	CR8EB #	7784	---	---	.032"
1997-1991	49	FL2	B8HS	5510	BR8HIX	7001	.024"
2005	49	LX 2T	BR9ES ^	5722	BR9EIX	3981	.024"
		ET	CR8EB	7784	---	---	.024"
		GL	B6HS	7534	BR6HIX	3419	.025"
		GRANTURISMO	CR8EB	7784	---	---	.024"
		GS	B6HS	7534	BR6HIX	3419	.025"
2007		GTE 250IE	CR9E	6263	CR9EIX	3521	.032"
		PRIMAVERA	B7HS	5110	BR7HIX	7067	.024"
		PX	BR8ES ^	5422	BR8EIX	5044	.024"
		RALLY	B6ES	7432	---	---	.020"
		SPECIAL	B6HS	7534	BR6HIX	3419	.025"
		SPORT	B6HS	7534	BR6HIX	3419	.025"
		SPORT	B7HS	5110	BR7HIX	7067	.024"
		SPRING SUPER	B6HS	7534	BR6HIX	3419	.025"
		VN SERIES	B7HS	5110	BR7HIX	7067	.024"
VICTORY (POLARIS)							
2013-2011	1731	ARLEN NESS VISION	DCPR6E # ^	3481	DCPR6EIX	8196	.036"
2015-2013	1731	BOARDWALK	DCPR6E # ^	3481	DCPR6EIX	8196	.036"
2012-2009	1731	CORY NESS CROSS COUNTRY	DCPR6E # ^	3481	DCPR6EIX	8196	.036"
2013	1731	CORY NESS CROSS COUNTRY TOUR	DCPR6E # ^	3481	DCPR6EIX	8196	.036"



Denotes Original Equipment
 ^ Available in Blister Pack (see page 6)

Note: Due to different operating or engine conditions an alternate heat range plug maybe required.

MAKE/YR	ENGINE	MODEL NOTES	REGULAR PLUG	STK#	PREMIUM PLUG	STK#	GAP
VICTORY (POLARIS) Cont'd							
2016-2010	1731	CROSS COUNTRY	DCPR6E # ^	3481	DCPR6EIX	8196	.036"
2016-2014	1731	CROSS COUNTRY 8 BALL	DCPR6E # ^	3481	DCPR6EIX	8196	.036"
2016-2012	1731	CROSS COUNTRY TOUR	DCPR6E # ^	3481	DCPR6EIX	8196	.036"
2013-2010	1731	CROSS ROADS	DCPR6E # ^	3481	DCPR6EIX	8196	.036"
2014-2012	1731	CROSS ROADS CLASSIC	DCPR6E # ^	3481	DCPR6EIX	8196	.036"
2012	1731	CROSS ROADS CUSTOM	DCPR6E # ^	3481	DCPR6EIX	8196	.036"
2013-2012	1731	CROSS ROADS HARD-BALL	DCPR6E # ^	3481	DCPR6EIX	8196	.036"
2016-2015	1731	GUNNER	DCPR6E # ^	3481	DCPR6EIX	8196	.036"
2011-2008	1731	HAMMER	DCPR6E # ^	3481	DCPR6EIX	8196	.036"
2015-2012	1731	HAMMER 8 BALL	DCPR6E # ^	3481	DCPR6EIX	8196	.036"
2012-2007	1731	HAMMER S	DCPR6E # ^	3481	DCPR6EIX	8196	.036"
2016	1731	HAMMER S	DCPR6E # ^	3481	DCPR6EIX	8196	.036"
2016-2012	1731	HIGH-BALL	DCPR6E # ^	3481	DCPR6EIX	8196	.036"
2013-2009	1731	JACKPOT	DCPR6E # ^	3481	DCPR6EIX	8196	.036"
2015-2013	1731	JUDGE	DCPR6E # ^	3481	DCPR6EIX	8196	.036"
2012-2011	1731	KINGPIN	DCPR6E # ^	3481	DCPR6EIX	8196	.036"
2016-2015	1731	MAGNUM	DCPR6E # ^	3481	DCPR6EIX	8196	.036"
2016	1731	MAGNUM X-1 STEALTH EDITION	DCPR6E # ^	3481	DCPR6EIX	8196	.036"
2014	1731	NESS CROSS COUNTRY	DCPR6E # ^	3481	DCPR6EIX	8196	.036"
2016	1731	NESS MAGNUM	DCPR6E # ^	3481	DCPR6EIX	8196	.036"
2009	1731	NESS VISION STREET	DCPR6E # ^	3481	DCPR6EIX	8196	.036"
2012-2009	1731	VEGAS	DCPR6E # ^	3481	DCPR6EIX	8196	.036"
2016-2015	1731	VEGAS	DCPR6E # ^	3481	DCPR6EIX	8196	.036"
2016-2012	1731	VEGAS 8 BALL	DCPR6E # ^	3481	DCPR6EIX	8196	.036"
2011-2009	1731	VISION	DCPR6E # ^	3481	DCPR6EIX	8196	.036"
2016	1731	VISION	DCPR6E # ^	3481	DCPR6EIX	8196	.036"
2015-2012	1731	VISION TOUR	DCPR6E # ^	3481	DCPR6EIX	8196	.036"
2012	1731	ZACH NESS VEGAS	DCPR6E # ^	3481	DCPR6EIX	8196	.036"
2010-2009	1670	ARLEN NESS VISION	DCPR6E ^	3481	DCPR6EIX	8196	.036"
2007-2006	1634	HAMMER - 100 CU IN FREEDOM	CPR6EB-9 #	5958	---	---	.036"
2010	1634	HAMMER 8 BALL	DCPR6E # ^	3481	DCPR6EIX	8196	.036"
2010-2008	1634	KINGPIN	DCPR6E # ^	3481	DCPR6EIX	8196	.036"
2007	1634	KINGPIN	CPR6EB-9 #	5958	---	---	.036"
2010-2009	1634	KINGPIN 8-BALL	DCPR6E ^	3481	DCPR6EIX	8196	.036"
2009	1634	KINGPIN LOW	DCPR6E ^	3481	DCPR6EIX	8196	.036"
2009	1634	KINGPIN TOUR	DCPR6E ^	3481	DCPR6EIX	8196	.036"
2006	1634	NESS SIGNATURE SERIES JACKPOT - 100 CU IN FREEDOM	CPR6EB-9 #	5958	---	---	.036"
2006	1634	NESS VX - 100 CU IN FREEDOM	CPR6EB-9 #	5958	---	---	.036"
2006	1634	TOURING CRUISER - 100 CU IN FREEDOM	CPR6EB-9 #	5958	---	---	.036"
2010-2009	1634	VEGAS	DCPR6E # ^	3481	DCPR6EIX	8196	.036"
2007-2006	1634	VEGAS - 100 CU IN FREEDOM	CPR6EB-9 #	5958	---	---	.036"
2007-2006	1634	VEGAS 8-BALL - 100 CU IN FREEDOM	CPR6EB-9 #	5958	---	---	.036"
2006	1634	VEGAS EXTREME - 100 CU IN FREEDOM	CPR6EB-9 #	5958	---	---	.036"
2006	1634	VEGAS JACKPOT - 100 CU IN FREEDOM	CPR6EB-9 #	5958	---	---	.036"
2009	1634	VEGAS LOW	DCPR6E ^	3481	DCPR6EIX	8196	.036"
2005	1500	8-BALL	CPR6EB-9 #	5958	---	---	.036"
2003	1500	CLASSIC CRUISER	CR7EB	4663	CR7EIX	7385	.032"
2001-1998	1500	CRUISER	DCPR6E ^	3481	DCPR6EIX	8196	.036"
2002	1500	CRUISER	CR7EB	4663	CR7EIX	7385	.032"
2005	1500	HAMMER	CPR6EB-9 #	5958	---	---	.036"
2006-2004	1500	KINGPIN	CPR6EB-9 #	5958	---	---	.036"
2006	1500	KINGPIN DELUXE	CPR6EB-9 #	5958	---	---	.036"
2005	1500	KINGPIN NESS SIGNATURE	CPR6EB-9 #	5958	---	---	.036"
2000	1500	SPECIAL EDITION	DCPR6E ^	3481	DCPR6EIX	8196	.036"
2001-2000	1500	SPORT CRUISER	DCPR6E ^	3481	DCPR6EIX	8196	.036"

Motorcycle

Denotes Original Equipment

^ Available in Blister Pack (see page 6)

Note: Due to different operating or engine conditions an alternate heat range plug maybe required.

MAKE/YR	ENGINE	MODEL NOTES	REGULAR PLUG	STK#	PREMIUM PLUG	STK#	GAP
VICTORY (POLARIS) Cont'd							
2002	1500	STANDARD CRUISER	CR7EB	4663	CR7EIX	7385	.032"
2001-1999	1500	STANDARD CRUISER	DCPR6E ^	3481	DCPR6EIX	8196	.036"
2006-2004	1500	TOURING CRUISER	CPR6EB-9 #	5958	---	---	.036"
2003-2002	1500	TOURING CRUISER	CR7EB	4663	CR7EIX	7385	.032"
2001-2000	1500	TOURING CRUISER	DCPR6E ^	3481	DCPR6EIX	8196	.036"
2005-2004	1500	VEGAS	CPR6EB-9 #	5958	---	---	.036"
2003	1500	VEGAS	CR7EB	4663	CR7EIX	7385	.032"
2005-2004	1500	VEGAS NESS SIGNATURE	CPR6EB-9 #	5958	---	---	.036"
VOR							
2004	570	SUPERMOTARD	CR8EK #	3478	CR8EIX	4218	.028"
2004-1999	530	530 ENDURO	CR8EK #	3478	CR8EIX	4218	.028"
2004-1999	530	530 MX	CR8EK #	3478	CR8EIX	4218	.028"
2004-1999	530	SUPERMOTARD	CR8EK #	3478	CR8EIX	4218	.028"
2004-2002	450	450 ENDURO	CR8EK #	3478	CR8EIX	4218	.028"
2004-2002	450	450 MX	CR8EK #	3478	CR8EIX	4218	.028"
2004-1999	450	SUPERMOTARD	CR8EK #	3478	CR8EIX	4218	.028"
2003-2000	400	400 ENDURO	CR8EK #	3478	CR8EIX	4218	.028"
2003-2000	400	400 MX	CR8EK #	3478	CR8EIX	4218	.028"
2004	350	ENDURO 350	CR8EK #	3478	CR8EIX	4218	.028"
WHEELMAN							
		2-STROKE	BPM7A SLD #	7472	---	---	.024"
		4-STROKE	C6HSA	3228	CR6HIX	7274	.028"
YAMAHA							
2017-2008	1900	RAIDER BULLET COWL, S, SCL - VX19C	DPR8EA-9 # ^	4929	DPR8EIX-9	2202	.036"
2010-2006	1900	ROADLINER MIDNIGHT, S - XV19V	DPR8EA-9 # ^	4929	DPR8EIX-9	2202	.036"
2014-2006	1900	STRATOLINER DELUXE, S - XV19CT	DPR8EA-9 # ^	4929	DPR8EIX-9	2202	.036"
2016-2009	1700	VMAX - VMX17	---	---	CR9EIA-9 #	6289	.036"
2014-2002	1700	XV17 - ROAD STAR & ROYAL STAR	DPR7EA-9 # ^	5129	DPR7EIX-9	7803	.036"
2007	1670	MT-001	DPR7EA-9 # ^	5129	DPR7EIX-9	7803	.036"
2003	1670	XV16ALER - ROAD STAR	DPR7EA-9 # ^	5129	DPR7EIX-9	7803	.036"
2003	1670	XV16AR - ROAD STAR	DPR7EA-9 # ^	5129	DPR7EIX-9	7803	.036"
2003	1670	XV16ASR - ROAD STAR	DPR7EA-9 # ^	5129	DPR7EIX-9	7803	.036"
2003	1670	XV16ATLER - ROAD STAR	DPR7EA-9 # ^	5129	DPR7EIX-9	7803	.036"
2003	1670	XV16ATR - ROAD STAR	DPR7EA-9 # ^	5129	DPR7EIX-9	7803	.036"
2013	1670	XVZ13TFSD - VENTURE	DPR7EA-9 # ^	5129	DPR7EIX-9	7803	.036"
2004-1999	1600	XV1600A, AL, AR, AS, AT - ROAD STAR	DPR7EA-9 # ^	5129	DPR7EIX-9	7803	.036"
2005	1500	XV1500	DPR7EA-9 # ^	5129	DPR7EIX-9	7803	.036"
2012-2003	1300	FJR1300	CR8E # ^	1275	CR8EIX	4218	.032"
2015-2013	1300	FJR1300	CPR8EA-9 #	2306	CPR8EAIX-9	95134	.036"
2016-2015	1300	FJR1300A	CPR8EA-9 #	2306	CPR8EAIX-9	95134	.036"
2006-2003	1300	FJR1300 ABS	CR8E # ^	1275	CR8EIX	4218	.032"
2016-2015	1300	FJR1300ES	CPR8EA-9 #	2306	CPR8EAIX-9	95134	.036"
2001-1996	1300	ROYAL STAR - XVZ13	DPR7EA-9 # ^	5129	DPR7EIX-9	7803	.036"
2007-2006	1300	ROYAL STAR MIDNIGHT TOUR DELUXE - XVZ13	DPR8EA-9 # ^	4929	DPR8EIX-9	2202	.036"
2007-2002	1300	ROYAL STAR MIDNIGHT VENTURE - XVZ13	DPR8EA-9 # ^	4929	DPR8EIX-9	2202	.036"
2010-2005	1300	ROYAL STAR TOUR DELUXE, S - XVZ13	DPR8EA-9 # ^	4929	DPR8EIX-9	2202	.036"
2013-2002	1300	ROYAL STAR VENTURE, S - XVZ13	DPR8EA-9 # ^	4929	DPR8EIX-9	2202	.036"
2016-2011	1300	STRYKER - XVS13	LMAR7A-9 #	4908	---	---	.036"
2016-2007	1300	V STAR 1300, TOURER, DELUXE - XVS13	LMAR7A-9 #	4908	---	---	.036"
1993-1986	1300	VENTURE ROYALE - XVZ13	DPR8EA-9 # ^	4929	DPR8EIX-9	2202	.036"
1993-1986	1200	FJ1200	DP8EA-9	5829	DPR8EIX-9	2202	.036"
2016-2012	1200	SUPER TENERE, ES - XTZ12	CPR8EB-9 #	6607	---	---	.036"
2007-1985	1200	VMX1200 - V-MAX	DPR8EA-9 # ^	4929	DPR8EIX-9	2202	.036"
1985-1983	1200	XVZ12	DPR8EA-9 # ^	4929	DPR8EIX-9	2202	.036"
1993-1984	1100	FJ1100	DP8EA-9	5829	DPR8EIX-9	2202	.036"
1983-1982	1100	XJ1100	BP6ES	7333	BPR6EIX	6637	.032"



Denotes Original Equipment

^ Available in Blister Pack (see page 6)

Note: Due to different operating or engine conditions an alternate heat range plug maybe required.

MAKE/YR	ENGINE	MODEL NOTES	REGULAR PLUG	STK#	PREMIUM PLUG	STK#	GAP
YAMAHA Cont'd							
1983-1978	1100	XS1100	BP6ES	7333	BPR6EIX	6637	.032"
1990-1986	1100	XV1100	BP7ES	1034	BPR7EIX	4055	.032"
1999-1991	1100	XV1100	BPR7ES	5534	BPR7EIX	4055	.028"
1999	1100	XV1100S	BPR7ES	5534	BPR7EIX	4055	.028"
2009-1999	1100	XVS1100 - V-STAR CLASSIC	BPR7ES #	5534	BPR7EIX	4055	.028"
2009-1999	1100	XVS1100 - V-STAR CUSTOM	BPR7ES #	5534	BPR7EIX	4055	.028"
2009-2005	1100	XVS1100 - V-STAR MIDNIGHT	BPR7ES #	5534	BPR7EIX	4055	.028"
2009-1999	1100	XVS1100 - V-STAR SILVERADO	BPR7ES #	5534	BPR7EIX	4055	.028"
2005-2001	1000	FZ1	CR9E #	6263	CR9EIX	3521	.028"
2010-2006	1000	FZ1 - FZS10	CR9EK # ^	4548	CR9EIX	3521	.028"
2014-2011	1000	FZ1 - FZS10	CR9E #	6263	CR9EIX	3521	.032"
2017	1000	FZ-10 - FZ10	LMAR9E-J #	6884	---	---	.036"
1996-1987	1000	FZR1000	DP8EA-9	5829	DPR8EIX-9	2202	.036"
2015	1000	FZS1 - FZS10	CR9E #	6263	CR9EIX	3521	.032"
1994-1993	1000	GTS1000	DPR8EA-9 # ^	4929	DPR8EIX-9	2202	.036"
1996-1984	1000	XV1000	BP7ES	1034	BPR7EIX	4055	.032"
1998-1997	1000	YZF1000R	DR8EA ^	7162	DR8EIX	6681	.024"
2001-1998	1000	YZF-R1	CR9E #	6263	CR9EIX	3521	.032"
2003-2002	1000	YZF-R1	---	---	CR9EIA-9	6289	.036"
2008-2004	1000	YZF-R1	CR9EK # ^	4548	CR9EIX	3521	.028"
2016-2009	1000	YZF-R1	LMAR9E-J #	6884	---	---	.028"
2016-2015	1000	YZF-R1M	LMAR9E-J #	6884	---	---	.028"
2016	1000	YZF-R1S	LMAR9E-J #	6884	---	---	.028"
2016-2015	950	BOLT	CPR7EA-9 #	3901	CPR7EAIX-9	9198	.036"
2016-2015	950	BOLT C SPEC	CPR7EA-9 #	3901	CPR7EAIX-9	9198	.036"
2017-2015	950	BOLT R SPEC	CPR7EA-9 #	3901	CPR7EAIX-9	9198	.036"
2017	950	SCR950	CPR7EA-9 #	3901	CPR7EAIX-9	9198	.036"
2016-2009	950	V STAR 950, TOURER - XVS95	CPR7EA-9 #	3901	CPR7EAIX-9	9198	.036"
1983-1981	920	XV920	BP7ES	1034	BPR7EIX	4055	.032"
2016-2015	900	FJ-09	CPR9EA-9 #	2308	---	---	.036"
2016-2014	900	FZ-09	CPR9EA-9 #	2308	---	---	.036"
1983	900	XJ900	BP8ES	2912	BPR8EIX	6684	.032"
2016	900	XSR900	CPR9EA-9 #	2308	---	---	.036"
1993-1992	850	TDM850	DPR9EA-9 #	5329	DPR9EIX-9	5545	.036"
1981-1980	850	XS850	BP7ES	1034	BPR7EIX	4055	.032"
2013-2011	800	FZ8	CR9E	6263	CR9EIX	3521	.032"
1988-1985	750	FZ750	DP8EA-9	5829	DPR8EIX-9	2202	.036"
1988-1987	750	FZR750R	DP8EA-9	5829	DPR8EIX-9	2202	.036"
1986	750	FZX750	DP8EA-9	5829	DPR8EIX-9	2202	.036"
1974-1973	750	TX750	B8ES	2411	BR8EIX	5044	.028"
1979-1974	750	TZ750	B8ES	2411	BR8EIX	5044	.028"
1983-1981	750	XJ750	BP7ES	1034	BPR7EIX	4055	.032"
1979-1974	750	XS750	BP7ES	1034	BPR7EIX	4055	.032"
1990-1981	750	XV750	BP7ES	1034	BPR7EIX	4055	.032"
1998-1991	750	XV750	BPR7ES	5534	BPR7EIX	4055	.028"
1994	750	YZF750R	CR9E	6263	CR9EIX	3521	.030"
1998-1996	750	YZF750R	CR9E	6263	CR9EIX	3521	.030"
2016-2015	700	FZ-07	LMAR8A-9 #	4313	---	---	.036"
1987	700	FZ700	DP8EA-9	5829	DPR8EIX-9	2202	.036"
1987-1986	700	FZX700	DP8EA-9	5829	DPR8EIX-9	2202	.036"
1985	700	XJ700	BP8ES	2912	BPR8EIX	6684	.032"
1986	700	XJ700	BPR8ES	3923	BPR8EIX	6684	.032"
1985	700	XJ700X	D8EA	2120	DR8EIX	6681	.028"
1986	700	XJ700X	DR8ES-L	2923	DR8EIX	6681	.028"
1996-1984	700	XV700	BP7ES	1034	BPR7EIX	4055	.030"
1975	650	TS650	B8ES	2411	BR8EIX	5044	.028"

Motorcycle

Denotes Original Equipment

^ Available in Blister Pack (see page 6)

Note: Due to different operating or engine conditions an alternate heat range plug maybe required.

MAKE/YR	ENGINE	MODEL NOTES	REGULAR PLUG	STK#	PREMIUM PLUG	STK#	GAP
YAMAHA Cont'd							
1977-1976	650	TS650	BP7ES	1034	BPR7EIX	4055	.028"
1974-1973	650	TX650	B8ES	2411	BR8EIX	5044	.028"
2016-2013	650	V STAR 650 CUSTOM - XV65	DPR7EA-9 # ^	5129	DPR7EIX-9	7803	.036"
1983-1980	650	XJ650	BP7ES	1034	BPR7EIX	4055	.032"
1983-1980	650	XJ650L	BP8ES	2912	BPR8EIX	6684	.032"
	650	XS1	B8ES	2411	BR8EIX	5044	.024"
	650	XS1B	B8ES	2411	BR8EIX	5044	.024"
	650	XS2	B8ES	2411	BR8EIX	5044	.024"
1976-1975	650	XS650	B8ES	2411	BR8EIX	5044	.024"
1983-1977	650	XS650	BP7ES	1034	BPR7EIX	4055	.032"
2010-2005	650	XVS65A - V STAR 650 CLASSIC	DPR7EA-9 # ^	5129	DPR7EIX-9	7803	.036"
2010-2005	650	XVS65A - V STAR 650 CUSTOM	DPR7EA-9 # ^	5129	DPR7EIX-9	7803	.036"
2010-2005	650	XVS65A - V STAR 650 MIDNIGHT	DPR7EA-9 # ^	5129	DPR7EIX-9	7803	.036"
2010-2005	650	XVS65A - V STAR 650 SILVERADO	DPR7EA-9 # ^	5129	DPR7EIX-9	7803	.036"
2013	649	XVS65DB	DPR7EA-9 # ^	5129	DPR7EIX-9	7803	.036"
2004-1998	650	XVS650 - V-STAR CLASSIC	DPR7EA-9 # ^	5129	DPR7EIX-9	7803	.036"
2004-1998	650	XVS650A - V-STAR SILVERADO	DPR7EA-9 # ^	5129	DPR7EIX-9	7803	.036"
2004-1998	650	XVS650-S, XVS650-T - V-STAR CUSTOM	DPR7EA-9 # ^	5129	DPR7EIX-9	7803	.036"
1985-1984	600	FJ600	D8EA	2120	DR8EIX	6681	.028"
2008-2004	600	FZ6	CR9EK # ^	4548	CR9EIX	3521	.028"
2009	600	FZ6	CR9E #	6263	CR9EIX	3521	.028"
1988-1986	600	FZ600	D8EA	2120	DR8EIX	6681	.028"
2005-2004	600	FZ600S	CR9EK # ^	4548	CR9EIX	3521	.028"
2016-2009	600	FZ6R	CR9E #	6263	CR9EIX	3521	.028"
1986	600	SRX600	DP8EA-9	5829	DPR8EIX-9	2202	.036"
1984-1983	600	TT600	D7EA	7912	DR7EIX	5686	.028"
1985	600	TT600	DP7EA-9	5629	DPR7EIX-9	7803	.036"
1986	600	TT600S	DP8EA-9	5829	DPR8EIX-9	2202	.036"
1999-1992	600	XJ600S	CR8E #	1275	CR8EIX	4218	.032"
1993-1984	600	XT600	DP8EA-9	5829	DPR8EIX-9	2202	.036"
1997-1992	600	XT600E	DPR8EA-9 # ^	4929	DPR8EIX-9	2202	.036"
1990-1986	600	YX600	D8EA	2120	DR8EIX	6681	.028"
2007-1995	600	YZF600R	CR9E #	6263	CR9EIX	3521	.028"
2016-1999	600	YZF-R6	CR10EK #	2360	CR10EIX	6482	.028"
2001	600	YZF-R6S	CR10EK #	2360	CR10EIX	6482	.028"
2009	600	YZF-R6S	CR10EK #	2360	CR10EIX	6482	.028"
2005	600	YZF-R6T	CR9EK # ^	4548	CR9EIX	3521	.028"
1983-1981	550	XJ550	D8EA	2120	DR8EIX	6681	.028"
1983-1982	550	XT550	D7EA	7912	DR7EIX	5686	.028"
1983-1982	550	XZ550R	D8EA	2120	DR8EIX	6681	.028"
1990-1987	535	XV535	BP7ES	1034	BPR7EIX	4055	.032"
2001-1993	535	XV535	BP7ES	1034	BPR7EIX	4055	.028"
1974-1973	500	SC500	B8ES	2411	BR8EIX	5044	.024"
1979-1978	500	SR500	BP7ES	1034	BPR7EIX	4055	.032"
1981-1980	500	SR500	BP6ES	7333	BPR6EIX	6637	.032"
2010-2009	500	TMAX - XP500	CR7E # ^	4578	CR7EIX	7385	.032"
1981-1976	500	TT500	BP7ES	1034	BPR7EIX	4055	.032"
1974-1973	500	TX500	D9EA	2420	DR9EIX	4772	.028"
1981-1980	500	TZ500	B10EGV	5927	---	---	.024"
1993-1992	500	WR500	B8EG	3430	BR8EIX	5044	.024"
1978-1975	500	XS500	D8EA	2120	DR8EIX	6681	.028"
1979-1976	500	XT500	BP7ES	1034	BPR7EIX	4055	.032"
1981-1980	500	XT500	BP6ES	7333	BPR6EIX	6637	.032"
1983	500	XV500	BP7ES	1034	BPR7EIX	4055	.032"
1984	500	XV500	BPR7ES	5534	BPR7EIX	4055	.032"
1984-1983	490	IT490	B8ES	2411	BR8EIX	5044	.032"



Denotes Original Equipment

^ Available in Blister Pack (see page 6)

Note: Due to different operating or engine conditions an alternate heat range plug maybe required.

MAKE/YR	ENGINE	MODEL NOTES	REGULAR PLUG	STK#	PREMIUM PLUG	STK#	GAP
YAMAHA Cont'd							
1987-1982	490	YZ490	B8EG	3430	BR8EIX	5044	.024"
1990-1988	490	YZ490	B8ES	2411	BR8EIX	5044	.032"
1982-1981	465	IT465	B8ES	2411	BR8EIX	5044	.032"
1981-1980	465	YZ465	B8ES	2411	BR8EIX	5044	.032"
2016-2003	450	WR450F	CR8E # ^	1275	CR8EIX	4218	.032"
2017-2003	450	YZ450F	CR8E # ^	1275	CR8EIX	4218	.032"
2002-2001	426	WR426FN	CR8E ^	1275	CR8EIX	4218	.032"
2002-2000	426	YZ426FN	CR8E ^	1275	CR8EIX	4218	.032"
1980	425	IT425	B8ES	2411	BR8EIX	5044	.024"
1976-1975	400	DT400	B9ES	2611	BR9EIX	3981	.024"
1979-1977	400	DT400	B8ES	2411	BR8EIX	5044	.028"
1990-1988	400	FZR400	CR8E ^	1275	CR8EIX	4218	.032"
1979-1976	400	IT400	B8ES	2411	BR8EIX	5044	.032"
1975	400	MX400	B9ES	2611	BR9EIX	3981	.024"
1979-1976	400	RD400	B8ES	2411	BR8EIX	5044	.032"
2016-2015	400	SR400	BPR6ES # ^	7131	BPR6EIX	6637	.036"
2000-1998	400	WR400F	CR8E ^	1275	CR8EIX	4218	.032"
1984-1977	400	XS400	BP7ES	1034	BPR7EIX	4055	.032"
1983-1982	400	XS400R	D8EA	2120	DR8EIX	6681	.028"
2013-2005	400	YP400 - MAJESTY	CR7E # ^	4578	CR7EIX	7385	.032"
1979-1976	400	YZ400	B8ES	2411	BR8EIX	5044	.024"
1999-1998	400	YZ400F	CR8E ^	1275	CR8EIX	4218	.032"
1974	360	DT360	B9ES	2611	BR9EIX	3981	.028"
1974-1973	360	MX360	B8ES	2411	BR8EIX	5044	.024"
	360	RT1	B9ES	2611	BR9EIX	3981	.028"
	360	RT1B	B9ES	2611	BR9EIX	3981	.028"
	360	RT1BM	B8ES	2411	BR8EIX	5044	.024"
	360	RT1MX	B8ES	2411	BR8EIX	5044	.024"
	360	RT2	B9ES	2611	BR9EIX	3981	.028"
	360	RT2MX	B8ES	2411	BR8EIX	5044	.024"
	360	RT3	B9ES	2611	BR9EIX	3981	.028"
1977-1976	360	XS360	BP6ES	7333	BPR6EIX	6637	.032"
1975-1974	360	YZ360	B8ES	2411	BR8EIX	5044	.024"
1969	350	R3	B8HS	5510	BR8HIX	7001	.024"
1968	350	YR2 GRAND PRIX	B8HS-10	5126	---	---	.040"
1968	350	YR2C SCRAMBLER	B8HS-10	5126	---	---	.040"
1988-1987	346	BW350	D8EA	2120	DR8EIX	6681	.024"
	346	R3	B8HS	5510	BR8HIX	7001	.024"
	346	R5	B8HS	5510	BR8HIX	7001	.024"
	346	R5B	B8HS	5510	BR8HIX	7001	.024"
	346	R5C	B8HS	5510	BR8HIX	7001	.024"
1975-1973	346	RD350	B8HS	5510	BR8HIX	7001	.024"
1985-1983	346	RZ350	BR8ES ^	5422	BR8EIX	5044	.032"
1972	346	TR2B	B10EGV	5927	---	---	.024"
1972	346	TR3	B10EGV	5927	---	---	.024"
1987-1986	346	TT350	D8EA	2120	DR8EIX	6681	.028"
1986-1985	346	TY350	BP6ES	7333	BPR6EIX	6637	.024"
1975-1973	346	TZ350	B10EGV	5927	---	---	.024"
2000-1985	346	XT350	D8EA	2120	DR8EIX	6681	.024"
2016-2015	300	YZF-R3	CR8E ^	1275	CR8EIX	4218	.032"
2008-2006	250	CP250 - MORPHOUS SCOOTER	CPR7EA-9	3901	CPR7EAIX-9	9198	.036"
	250	DS6B	B8HS	5510	BR8HIX	7001	.024"
	250	DS6C	B8HS	5510	BR8HIX	7001	.024"
	250	DS7	B8HS	5510	BR8HIX	7001	.024"
	250	DT1	B8ES	2411	BR8EIX	5044	.024"
	250	DT1B	B8ES	2411	BR8EIX	5044	.024"

Motorcycle

Denotes Original Equipment

^ Available in Blister Pack (see page 6)

Note: Due to different operating or engine conditions an alternate heat range plug maybe required.

MAKE/YR	ENGINE	MODEL NOTES	REGULAR PLUG	STK#	PREMIUM PLUG	STK#	GAP
YAMAHA Cont'd							
	250	DT1C	B8ES	2411	BR8EIX	5044	.024"
	250	DT1CMX	B8ES	2411	BR8EIX	5044	.024"
	250	DT1E	B8ES	2411	BR8EIX	5044	.024"
	250	DT1EM	B8ES	2411	BR8EIX	5044	.024"
	250	DT2	B8ES	2411	BR8EIX	5044	.024"
1979-1974	250	DT250	B8ES	2411	BR8EIX	5044	.028"
	250	DT2MX	B8ES	2411	BR8EIX	5044	.024"
	250	DT3	B8ES	2411	BR8EIX	5044	.024"
1981-1977	250	IT250	B9ES	2611	BR9EIX	3981	.024"
1982	250	IT250	B9EGV	5827	BR9EIX	3981	.024"
1983	250	IT250	B9ES	2611	BR9EIX	3981	.024"
1975-1973	250	MX250	B8ES	2411	BR8EIX	5044	.024"
1975-1973	250	RD250	B8HS	5510	BR8HIX	7001	.024"
1982-1980	250	SR250	BP7ES	1034	BPR7EIX	4055	.032"
1980	250	SR250S	BP7ES	1034	BPR7EIX	4055	.032"
1981	250	SR250T	BP7ES	1034	BPR7EIX	4055	.032"
1988-1987	250	SRX250	D8EA	2120	DR8EIX	6681	.024"
1973	250	TA250	B10EGV	5927	---	---	.024"
1972	250	TD2B	B10EGV	5927	---	---	.024"
1972	250	TD3	B10EGV	5927	---	---	.024"
1982-1980	250	TT250	BP7ES	1034	BPR7EIX	4055	.032"
2006-1999	250	TTR250	CR9E #	6263	CR9EIX	3521	.028"
1977-1974	250	TY250	B7ES	1111	BR7EIX	6664	.032"
1984	250	TY250	BR6ES	4922	---	---	.024"
1981-1974	250	TZ250	B10EGV	5927	---	---	.024"
1993-1991	250	TZ250	R5184-105	3334	---	---	.024"
1999-1994	250	TZ250	R6252E-105	2396	---	---	.022"
2005-2001	250	WR250F	CR8E # ^	1275	CR8EIX	4218	.032"
2013-2012	250	WR250F	CR9E #	6263	CR9EIX	3521	.032"
2016-2015	250	WR250F	LMAR8G #	95627	---	---	.032"
2013-2012	250	WR250R	CR9E #	6263	CR9EIX	3521	.032"
2016-2015	250	WR250R	CR9EK # ^	4548	CR9EIX	3521	.028"
2009-2007	250	WR250FX	CR9E #	6263	CR9EIX	3521	.028"
2010-2008	250	WR250R	CR9EK # ^	4548	CR9EIX	3521	.028"
2010-2008	250	WR250X	CR9EK # ^	4548	CR9EIX	3521	.028"
1998-1991	250	WR250Z	B8EG	3430	BR8EIX	5044	.020"
2013-2012	250	WR25RBL	CR9EK # ^	4548	CR9EIX	3521	.028"
1983-1980	250	XT250	BP7ES	1034	BPR7EIX	4055	.032"
1984	250	XT250	D8EA	2120	DR8EIX	6681	.028"
2017-2008	250	XT250	DR7EA #	7839	DR7EIX	5686	.028"
2008-2000	250	XV250, XV250X - VIRAGO	CR6HSA #	2983	CR6HIX	7274	.028"
2016-2008	250	XV250 - V STAR 250	C6HSA #	3228	CR6HIX	7274	.024"
1999-1988	250	XV250S	C6HSA	3228	CR6HIX	7274	.024"
2007	250	XV250W1 - VIRAGO 250	C6HSA	3228	CR6HIX	7274	.028"
1981-1974	250	YZ250	B9ES	2611	BR9EIX	3981	.024"
1982	250	YZ250	B9EG	3530	BR9EIX	3981	.024"
1983	250	YZ250	BR8EG #	3130	BR8EIX	5044	.024"
1987-1984	250	YZ250	B9EG	3530	BR9EIX	3981	.024"
1995-1988	250	YZ250	B8EG	3430	BR8EIX	5044	.022"
2015-1996	250	YZ250	BR8EG #	3130	BR8EIX	5044	.024"
2017	250	YZ250	BR8EG #	3130	BR8EIX	5044	.024"
2011-2001	250	YZ250F	CR8E # ^	1275	CR8EIX	4218	.032"
2013-2012	250	YZ250F	CR9E #	6263	CR9EIX	3521	.032"
2017-2014	250	YZ250F - 4-STROKE EFI	LMAR8G #	95627	---	---	.032"
2017-2015	250	YZ250FX	LMAR8G #	95627	---	---	.032"
2016	250	YZ250G	BR8EG #	3130	BR8EIX	5044	.024"



Denotes Original Equipment

^ Available in Blister Pack (see page 6)

Note: Due to different operating or engine conditions an alternate heat range plug maybe required.

MAKE/YR	ENGINE	MODEL NOTES	REGULAR PLUG	STK#	PREMIUM PLUG	STK#	GAP
YAMAHA Cont'd							
2006	250	YZ250V	BR8EG #	3130	BR8EIX	5044	.024"
2017-2016	250	YZ250X	BR8EG #	3130	BR8EIX	5044	.024"
2009-2005	230	TTR230	DR8EA # ^	7162	DR8EIX	6681	.032"
2016-2011	230	TTR230	DR8EA # ^	7162	DR8EIX	6681	.032"
1987-1986	225	TT225	D8EA	2120	DR8EIX	6681	.028"
2004-1999	225	TTR225	DR8EA # ^	7162	DR8EIX	6681	.032"
2007-1992	225	XT225	DR8EA # ^	7162	DR8EIX	6681	.032"
2013-2012	223	TTR230	DR8EA # ^	7162	DR8EIX	6681	.032"
1988-1985	200	BW200	D8EA	2120	DR8EIX	6681	.028"
	200	CS3B	B8HS	5510	BR8HIX	7001	.024"
	200	CS3C	B8HS	5510	BR8HIX	7001	.024"
	200	CS5	B9HS	5810	BR9HIX	5687	.024"
1985-1984	200	IT200	B9EG	3530	BR9EIX	3981	.024"
1986	200	IT200	B8EG	3430	BR8EIX	5044	.024"
1975-1974	200	RD200	B8HS	5510	BR8HIX	7001	.024"
1976	200	RD200	B8ES	2411	BR8EIX	5044	.028"
1978	200	RD200	B10EGV	5927	---	---	.024"
1999-1987	200	TW200	D8EA	2120	DR8EIX	6681	.028"
2017-2000	200	TW200	DR8EA # ^	7162	DR8EIX	6681	.032"
1992	200	WR200R	BR9ES ^	5722	BR9EIX	3981	.024"
1986	200	XC200	DPR8EA-9 # ^	4929	DPR8EIX-9	2202	.036"
1991-1987	200	XC200	DPR7EA-9 ^	5129	DPR7EIX-9	7803	.036"
1983-1982	200	XT200	D8EA	2120	DR8EIX	6681	.028"
1982-1981	185	SR185	D7EA	7912	DR7EIX	5686	.028"
1999-1990	180	RT180	B8ES	2411	BR8EIX	5044	.032"
1985-1983	180	XC180	DPR8EA-9 # ^	4929	DPR8EIX-9	2202	.036"
	175	CT1	B8ES	2411	BR8EIX	5044	.028"
	175	CT1B	B8ES	2411	BR8EIX	5044	.028"
	175	CT1C	B8ES	2411	BR8EIX	5044	.028"
	175	CT2	B8ES	2411	BR8EIX	5044	.028"
	175	CT3	B8ES	2411	BR8EIX	5044	.028"
1979-1974	175	DT175	B8ES	2411	BR8EIX	5044	.028"
1981-1980	175	DT175	B9ES	2611	BR9EIX	3981	.032"
1978-1977	175	IT175	B10ES	7928	BR10EIX	6801	.024"
1981-1979	175	IT175	B9ES	2611	BR9EIX	3981	.024"
1983-1982	175	IT175	B9EG	3530	BR9EIX	3981	.024"
1975-1974	175	MX175	B8ES	2411	BR8EIX	5044	.024"
1983-1979	175	MX175	B8ES	2411	BR8EIX	5044	.032"
1975	175	TY175	B7ES	1111	BR7EIX	6664	.024"
1976	175	TY175	B9ES	2611	BR9EIX	3981	.024"
1979	175	TY175	B7ES	1111	BR7EIX	6664	.024"
1976	175	YZ715	B10ES	7928	BR10EIX	6801	.024"
	125	AT1	B8ES	2411	BR8EIX	5044	.024"
	125	AT1B	B8ES	2411	BR8EIX	5044	.024"
	125	AT1BMX	B9ES	2611	BR9EIX	3981	.024"
	125	AT1C	B8ES	2411	BR8EIX	5044	.024"
	125	AT1CMX	B9ES	2611	BR9EIX	3981	.024"
	125	AT1M	B9ES	2611	BR9EIX	3981	.024"
	125	AT2	B8ES	2411	BR8EIX	5044	.024"
	125	AT2M	B9ES	2611	BR9EIX	3981	.024"
	125	AT2MX	B9ES	2611	BR9EIX	3981	.024"
	125	AT3	B8ES	2411	BR8EIX	5044	.024"
1981-1974	125	DT125	B8ES	2411	BR8EIX	5044	.032"
1983	125	DT125	BR8ES ^	5422	BR8EIX	5044	.032"
1981-1980	125	IT125	B9ES	2611	BR9EIX	3981	.024"
1976-1974	125	MX125	B9ES	2611	BR9EIX	3981	.024"

Motorcycle

Denotes Original Equipment

^ Available in Blister Pack (see page 6)

Note: Due to different operating or engine conditions an alternate heat range plug maybe required.

MAKE/YR	ENGINE	MODEL NOTES	REGULAR PLUG	STK#	PREMIUM PLUG	STK#	GAP
YAMAHA Cont'd							
1975	125	RD125	B8HS	5510	BR8HIX	7001	.028"
1976	125	RD125	B8ES	2411	BR8EIX	5044	.028"
2006	125	SXC125V	CR7E # ^	4578	CR7EIX	7385	.032"
1977-1974	125	TA125	B10EGV	5927	---	---	.024"
2009-2000	125	TTR125	CR7HSA # ^	4549	CR7HIX	7544	.028"
2016-2011	125	TTR125LE	CR7HSA # ^	4549	CR7HIX	7544	.028"
1999-1994	125	TZ125	R7376-10	4457	---	---	.024"
1981-1980	125	TZ125	B10EGV	5927	---	---	.024"
2001-1985	125	XC125 - SCOOTER	C6HSA	3228	CR6HIX	7274	.024"
1984-1982	125	XT125	D8EA	2120	DR8EIX	6681	.028"
1968	125	YAS1C SCRAMBLER TWIN	B9HS	5810	BR9HIX	5687	.024"
2009-2004	125	YJ125 - VINO 125	CR7E # ^	4578	CR7EIX	7385	.032"
2014-2009	125	YW125 - ZUMA 125	CR7E ^	4578	CR7EIX	7385	.032"
1976-1974	125	YZ125	B9ES	2611	BR9EIX	3981	.024"
1981-1977	125	YZ125	B10ES	7928	BR10EIX	6801	.024"
1991-1982	125	YZ125	B9EG	3530	BR9EIX	3981	.024"
1993-1992	125	YZ125	BR9EG	3230	BR9EIX	3981	.024"
1998-1994	125	YZ125	B9EG	3530	BR9EIX	3981	.024"
2010-1999	125	YZ125	BR9EG	3230	BR9EIX	3981	.024"
2017-2011	125	YZ125	---	---	BR9EIX #	3089	.032"
1976	125	YZ125X	B10ES	7928	BR10EIX	6801	.024"
2009-2008	110	TTR110	CR6HSA #	2983	CR6HIX	7274	.028"
2016-2011	110	TTR110E	CR6HSA #	2983	CR6HIX	7274	.028"
1975-1974	100	DT100	B8HS	5510	BR8HIX	7001	.028"
1976	100	DT100	B7ES	1111	BR7EIX	6664	.032"
1977	100	DT100	B8ES	2411	BR8EIX	5044	.024"
1983-1978	100	DT100	B7ES	1111	BR7EIX	6664	.032"
1972	100	LS2	B7HS	5110	BR7HIX	7067	.024"
	100	LT2	B8HS	5510	BR8HIX	7001	.024"
	100	LT2M	B8HS	5510	BR8HIX	7001	.024"
	100	LT3	B8HS	5510	BR8HIX	7001	.024"
	100	LT5A	B8HS	5510	BR8HIX	7001	.024"
	100	LTMX	B8HS	5510	BR8HIX	7001	.024"
1975-1974	100	MX100	B8ES	2411	BR8EIX	5044	.024"
1983-1979	100	MX100	B7ES	1111	BR7EIX	6664	.032"
1976-1975	100	RS100	B8HS	5510	BR8HIX	7001	.024"
1999-1990	100	RT100	B7ES	1111	BR7EIX	6664	.022"
2000	100	RT100	BR7ES	5122	BR7EIX	6664	.028"
1981-1976	100	YZ100	B10ES	7928	BR10EIX	6801	.024"
1982	100	YZ100	B9EG	3530	BR9EIX	3981	.024"
	90	HS1B	B8HS	5510	BR8HIX	7001	.024"
	90	HT1	B8HS	5510	BR8HIX	7001	.024"
1971	90	HT1B	B8ES	2411	BR8EIX	5044	.024"
1972	90	HT1BMX	B9ES	2611	BR9EIX	3981	.024"
2007-2000	90	TTR90	CR6HSA #	2983	CR6HIX	7274	.028"
2017-2002	85	YZ85	BR10EG #	3830	BR10EIX	6801	.024"
1988-1986	80	BW80	BP7HS	5111	BPR7HIX	5944	.028"
1990	80	BW80	BP7HS	5111	BPR7HIX	5944	.028"
1984-1983	80	CV80	BP7HS	5111	BPR7HIX	5944	.028"
1987-1985	80	CV80	B8HS	5510	BR8HIX	7001	.024"
1983-1981	80	DT80	B7HS	5110	BR7HIX	7067	.028"
	80	G5S	B7HS	5110	BR7HIX	7067	.024"
	80	G6S	B7HS	5110	BR7HIX	7067	.024"
	80	G6SB	B7HS	5110	BR7HIX	7067	.024"
	80	G7S	B7HS	5110	BR7HIX	7067	.024"
	80	GT1	B7HS	5110	BR7HIX	7067	.024"



Denotes Original Equipment

^ Available in Blister Pack (see page 6)

Note: Due to different operating or engine conditions an alternate heat range plug maybe required.

MAKE/YR	ENGINE	MODEL NOTES	REGULAR PLUG	STK#	PREMIUM PLUG	STK#	GAP
YAMAHA Cont'd							
1980-1976	80	GT80	B7HS	5110	BR7HIX	7067	.028"
1979-1973	80	GTMX	B7HS	5110	BR7HIX	7067	.024"
1978-1976	80	LB80	B6HS	7534	BR6HIX	3419	.028"
1982-1980	80	MX80	B7HS	5110	BR7HIX	7067	.028"
2006-1983	80	PW80	BP6HS #	7331	BPR6HIX	4085	.024"
1975-1974	80	TY80	B6HS	7534	BR6HIX	3419	.024"
1972	80	U7E	B6HS	7534	BR6HIX	3419	.024"
1974	80	YZ80	B7HS	5110	BR7HIX	7067	.024"
1975	80	YZ80	B8HS	5510	BR8HIX	7001	.024"
1976	80	YZ80	B7HS	5110	BR7HIX	7067	.024"
1981-1976	80	YZ80	B8ES	2411	BR8EIX	5044	.024"
1982	80	YZ80	B9ES	2611	BR9EIX	3981	.032"
1983	80	YZ80	BR9ES ^	5722	BR9EIX	3981	.024"
1999-1984	80	YZ80	B10EG	3630	BR10EIX	6801	.022"
2001-2000	80	YZ80	BR10EG	3830	BR10EIX	6801	.022"
To 1975	60	ALL MODELS	B7HS	5110	BR7HIX	7067	.024"
1971	60	JT1	B7HS #	5110	BR7HIX	7067	.024"
1972	60	JT2	B7HS #	5110	BR7HIX	7067	.024"
1984-1981	60	YZ60	B9ES	2611	BR9EIX	3981	.024"
1986-1983	50	CA50	BP6HS	7331	BPR6HIX	4085	.028"
1987-1986	50	CE50	BP6HS-10	6326	---	---	.040"
1990-1988	50	CG50	BP7HS	5111	BPR7HIX	5944	.028"
1984	50	CV50	BP6HS	7331	BPR6HIX	4085	.028"
1990-1988	50	CW50 - SCOOTER - VINO	BPR7HS ^	6422	BPR7HIX	5944	.028"
2001-1998	50	CW50 - SCOOTER - VINO	BR8HS ^	4322	BR8HIX	7001	.024"
2001-1991	50	CY50 - SCOOTER - JOG	BR7HS ^	4122	BR7HIX	7067	.024"
1990-1988	50	DT50	B8ES	2411	BR8EIX	5044	.032"
1982-1977	50	LB50	B6HS	7534	BR6HIX	3419	.028"
1981-1980	50	LC50	BP5HS	4111	---	---	.028"
1982	50	MJ50	BP4HS	3611	---	---	.024"
2009-1981	50	PW50	BP4HS #	3611	---	---	.028"
2016-2012	50	PW50	BP4HS #	3611	---	---	.028"
1988-1979	50	QT50	BP4HS	3611	---	---	.028"
1984-1983	50	RX50	B8HS	5510	BR8HIX	7001	.028"
2001-1987	50	SH50 - SCOOTER - RAZZ	BPR6HS-10	2633	---	---	.040"
2009-2006	50	TTR50	CR7HSA # ^	4549	CR7HIX	7544	.028"
2016-2012	50	TTR50E	CR7HSA # ^	4549	CR7HIX	7544	.028"
2014-2013	50	XC50DW/E	CR7E # ^	4578	CR7EIX	7385	.032"
2010-2007	50	XF50 - C3	CR7E # ^	4578	CR7EIX	7385	.032"
2010-2006	50	XF50 - VINO CLASSIC	CR7E # ^	4578	CR7EIX	7385	.032"
2009	50	XP50 - C3	CR7E # ^	4578	CR7EIX	7385	.032"
2005-2001	50	YJ50 - SCOOTER - VINO	BPR7HS # ^	6422	BPR7HIX	5944	.028"
1987	50	YSR50	B8HS	5510	BR8HIX	7001	.028"
1992-1988	50	YSR50	B7HS	5110	BR7HIX	7067	.028"
2005-2002	50	YW50 - SCOOTER - ZUMA	BPR7HS # ^	6422	BPR7HIX	5944	.028"
2010-2008	50	YW50 - SCOOTER - ZUMA	BPR7HS # ^	6422	BPR7HIX	5944	.028"
2014-2012	50	YW50	CR7E # ^	4578	CR7EIX	7385	.032"
1980	50	YZ50	B9ES	2611	BR9EIX	3981	.032"
YANKEE DOODLE							
		ALL MODELS	B5HS	4210	---	---	.025"
YERF DOG							
	5.0 HP	31700 - TECUMSEH	BPMR6A ^	6726	---	---	.030"
YUMBO							
2004	200	DAKAR	DR8ES-L	2923	DR8EIX	6681	.028"
2004	150	DAKAR	DR8ES-L	2923	DR8EIX	6681	.028"
2004	125	DAKAR	DR8ES-L	2923	DR8EIX	6681	.028"

Motorcycle

Denotes Original Equipment

^ Available in Blister Pack (see page 6)

Note: Due to different operating or engine conditions an alternate heat range plug maybe required.

MAKE/YR	ENGINE	MODEL NOTES	REGULAR PLUG	STK#	PREMIUM PLUG	STK#	GAP
YUMBO Cont'd							
2004	125	F3000	D8HA	7112	---	---	.028"
2004	125	ROAD POWER	D8HA	7112	---	---	.028"
2004	50	ROAD POWER 2S	BPR7HS ^	6422	BPR7HIX	5944	.028"
2004	50	ROAD POWER 4S	D8HA	7112	---	---	.028"
		FREE MOPED	BP7HS	5111	BPR7HIX	5944	.028"
ZUNDAPP							
		1/2" REACH	B5HS	4210	---	---	.025"
		3/4" REACH	BP6ES	7333	BPR6EIX	6637	.025"



MOTORCYCLE SENSORS



Motorcycle Oxygen Sensors

YEAR	CC CLASS	MODEL	NOTE 1	NTK PART #	NOTE 2	NTK PART #
BMW						
2010-2008	1300	K1300 R, S		28027		
2008-2005	1200	K1200 GT		28027		
2004-2002	1200	K1200 GT		28011		
2008-2003	1200	K1200 LT		28012		
2008-2004	1200	K1200 R		28027		
2007-2005	1200	K1200 R Sport		28027		
2004-2000	1200	K1200 RS		28011		
2008-2003	1200	K1200 S		28027		
2004-2003	1200	R1200 C		28011		
2009-2003	1200	R1200 GS		28026		
2009-2005	1200	R1200 GS Adventure		28026		
2004-2003	1200	R1200 Montauk		28011		
2010-2006	1200	R1200 R		28026		
2009-2004	1200	R1200 RT		28026		
2006-2005	1200	R1200 S		28026		
2007-2004	1200	R1200 ST		28026		
2007-2005	1170	HP2 Enduro		28026		
2009-2007	1170	HP2 Megamoto		28026		
2010-2007	1170	HP2 Sport		28027		
2005-2003	1150	R1150 Adventure		28011		
2003	1150	R1150 GS		28011		
2006-2003	1150	R1150 R		28011		
2005-2002	1150	R1150 R Rockster		28011		
2004-2003	1150	R1150 RS		28011		
2006-2003	1150	R1150 RT		28011		
2004-2003	1100	R1100 S		28011		
2009-2005	900	R900 RT		28026		
2010-2007	800	F800 GS		28027		
2010-2006	800	F800 R		28027		
2009-2005	800	F800 S		28027		
2010-2005	800	F800 ST		28027		
2005-2001	650	F650 CS		28028		
2010-2008	650	F650 GS		28027		
2007	650	F650 GS	w/ split pipe	28027		
2007	650	F650 GS	w/ single pipe	28028		
2006-1999	650	F650 GS		28028		
2004-2000	650	F650 GS Dakar		28028		
2009-2008	650	G650 GS		28028		
2009-2007	650	Xcountry/Xchallenge/Xmoto		28026		
CAN-AM						
2008	990	Spyder GS 990		28022		
2011-2009	990	Spyder GS Roadster, RS Roadster		28022		
2010	990	Spyder RT Roadster, RTS Roadster		28022		
DUCATI						
2010-2009	1198	Superbike 1198, 1198S		28021		
2010	1198	Superbike 1198R Corse, 1198S Corse		28021		
2009-2008	1100	Hypermotard 1100, 1100S		28021		
2009-2007	1100	Multistrada 1100, 1100 S		28021		
2010	1100	Streetfighter, S		28021		
2009-2008	1098	Superbike 1098 R		28021		



YEAR	CC CLASS	MODEL	NOTE 1	NTK PART #	NOTE 2	NTK PART #
DUCATI CONT'D						
2008-2007	1098	Superbike 1098, 1098 S		28021		
2008-2006	1000	Monster S2R 1000		28021		
2007-2006	1000	Monster S4RS		28021		
2010-2007	1000	Sport Classic GT 1000		28021		
2006	1000	Sport Classic Paul Smart 1000 LE		28021		
2009-2006	1000	Sport Classic Sport 1000, 1000S		28021		
2007-2006	1000	Sport Touring ST3, ST3S ABS		28021		
2010-2008	848	Superbike 848		28021		
2011	848	Superbike 848 Evo		28021		
2008-2007	695	Monser 695		28021		
HONDA						
2010-2009	1800	GL1800	Cyl. # 1-3-5	28017	Cyl. # 2-4-6	28018
2008-2006	1800	GL1800	Cyl. # 1-3-5	28001	Cyl. # 2-4-6	28015
2005-2001	1800	GL1800, A	Cyl. # 1-3-5	28800	Cyl. # 2-4-6	28801
2007-2005	1800	VTX1800C		28804		
2004-2002	1800	VTX1800C		28802		
2008-2005	1800	VTX1800F	Front	28802	Rear	28804
2008-2004	1800	VTX1800N	Front	28802	Rear	28804
2007-2002	1800	VTX1800R	Front	28802	Rear	28804
2006-2002	1800	VTX1800S	Front	28802	Rear	28804
2008-2007	1800	VTX1800T	Front	28802	Rear	28804
2011-2008	1300	ST1300, A, PA	Cyl. # 1 & 3	28029	Cyl. # 2 & 4	28030
2007-2003	1300	ST1300, A, P, PA	Cyl. # 1 & 3	28013	Cyl. # 2 & 4	28014
2003-1999	1100	CBR1100XX		28803		
2001	900	CBR900RE		28802		
2003-2000	900	CBR900RR		28802		
2009-2002	800	VFR800, A	Cyl. # 1 & 2	28008	Cyl. # 3 & 4	28009
2001-2000	800	VFR800FI	Cyl. # 1 & 2	28006	Cyl. # 3 & 4	28007
2006-1999	600	CBR600F4		28803		
2006-2005	600	CBR600RR		28002		
2004-2003	600	CBR600RR	Cyl. # 1 & 2	28003	Cyl. # 3 & 4	28004
20010-2008	600	FSC600A, D		28016		
KTM						
2011-2010	1190	1190 RC8, RC8R		28025		
2011-2007	990	990 Adventure / R / S		28025		
2009-2007	990	990 Superduke		28025		
2010	990	990 Supermoto R, T		28025		
MOTO GUZZI						
2008-2007	1200	Griso V 1200 8V		28010		
2008-2006	1200	Norge 1200 IE		28010		
2009-2004	1100	Breva V 1100 IE		28010		
2008-2005	1100	Griso V 1100 IE		28010		
2009-2003	1064	California		28010		
2005-2003	1064	VII Models		28010		
2009-2003	750	Breva 750 IE		28010		
2006-2004	750	Nevada Classic 750 IE		28010		
SUZUKI						
2009-2008	1800	VLR1800, T	Front	28019	Rear	28020
2009-2008	1300	GSX1300BK, BKA		28808		
2009- 2008	1300	GSX1300R		28806		

Motorcycle Oxygen Sensors

YEAR	CC CLASS	MODEL	NOTE 1	NTK PART #	NOTE 2	NTK PART #
SUZUKI CONT'D						
2009-2007	1250	GSF1250S, SA		28807		
2009	1000	GSX-R1000		28807		
2008-2007	1000	GSX-R1000		28806		
2009-2008	750	GSX-R750		28807		
2009-2008	650	GSX650F		28807		
2009	650	SFV650		28807		
2009-2003	650	SV650		28805		
2009-2008	600	GSX-R600		28807		
2009-2007	400	AN400		28005		
TRIUMPH						
2009-2004	2294	Rocket III		28024		
2006	2294	Rocket III Classic		28024		
2009-2006	1050	Speed Triple		28023		
2009-2005	1050	Sprint ST		28023		
2009-2007	1050	Tiger		28023		
2009-2001	955	Daytona 955i		28023		
2005-2001	955	Speed Triple		28023		
2004-2001	955	Sprint RS		28023		
2004-2001	955	Sprint ST		28023		
2006-2003	955	Tiger		28023		
2004-2003	885	Thunderbird Sport		28023		
2005-2003	600	Daytona 600		28023		
2009-2002	599	Speed Four		28023		



Denotes Original Equipment

^ Available in Blister Pack (see page 6)

Note: Due to different operating or engine conditions an alternate heat range plug maybe required.

MAKE/YR	ENGINE	MODEL NOTES	REGULAR PLUG	STK#	PREMIUM PLUG	STK#	GAP
BAJA							
	196	BB65	BPR6EY	6427	BPR6EIX	6637	.036"
	150	BR150	CR7HS	7223	CR7HIX	7544	.028"
	150	BR150S	C7HSA	4629	CR7HIX	7544	.028"
	150	DN150	CR7HS	7223	CR7HIX	7544	.028"
	196	DN65	BPR6EY	6427	BPR6EIX	6637	.036"
	90	SF90	CR7HS	7223	CR7HIX	7544	.028"
	196	TX65	BPR6EY	6427	BPR6EIX	6637	.036"
BRIGGS & STRATTON							
2009-2005		RAPTOR III	BKR5E ^	7938	BKR5EIX	6341	.032"
2004		WORLD FORMULA	CR9E	6263	CR9EIX	3521	.032"
COMER							
	50	C50	BPMR7Y	1589	---	---	.030"
	50	C51	BPM8Y SLD	5574	---	---	.030"
	80	K80	BR10EG SLD	3993	BR10EIX SLD	6957	.025"
CRS							
	125	ICC	BR10EG SLD	3993	BR10EIX SLD	6957	.025"
DINLI							
	100	DL701-100	BPR7HS ^	6422	BPR7HIX	5944	.028"
	150	DL701-150	C7HSA	4629	CR7HIX	7544	.028"
FIM							
		KF	BR10EG SLD	3993	BR10EIX SLD	6957	.025"
HONDA							
2002-1986	80	CR80R	BR10EG SLD	3993	BR10EIX SLD	6957	.024"
	85	CR85R	BR10EG SLD	3993	BR10EIX SLD	6957	.025"
	125	CR125R	BR10EG SLD	3993	BR10EIX SLD	6957	.024"
	250	CR250R	BR10EG SLD	3993	BR10EIX SLD	6957	.024"
2009-2005	100	GX100	BPR6EY	6427	BPR6EIX	6637	.032"
	120	GX120	BPR5ES SLD	4006	BPR5EIX	6597	.032"
2009-2005	160	GX160	BPR6EY	6427	BPR6EIX	6637	.032"
2009-2005	200	GX200	BPR6EY	6427	BPR6EIX	6637	.032"
	240	GX240	BPR5ES SLD	4006	BPR5EIX	6597	.032"
	270	GX270	BPR5ES SLD	4006	BPR5EIX	6597	.032"
2009-2005	390	GX390	BPR6EY	6427	BPR6EIX	6637	.032"
	125	RS125	R7376-10	4457	---	---	.024"
	250	RS250	R7282-10	2000	---	---	.024"
KAWASAKI							
2001-1985	60	KX60	B9EG	3530	BR9EIX	3981	.026"
2000-1992	80	KX80	R6254K-105	4076	---	---	.030"
2002-2001	85	KX85	R6254K-105	4076	---	---	.030"
	125	KX125	BR10EG SLD	3993	BR10EIX SLD	6957	.028"
1993-1991	125	KX125	R6254K-105	4076	---	---	.028"
	250	KX250	BR10EG SLD	3993	BR10EIX SLD	6957	.028"
KOHLER							
	6.0 HP	XKE6	BKR5E-11	6953	BKR5EIX-11	5464	.040"
MANCO							
	4.0 HP ROBIN		BR6ES #	4922	---	---	.024"
	5.0 HP ROBIN		BR6HS # ^	3922	BR6HIX	3419	.024"
	6.5 HP ROBIN		B-4H #	4110	---	---	.024"
	7.0 HP ROBIN		BR6HS # ^	3922	BR6HIX	3419	.024"
	13.5 HP ROBIN		BPR5ES SLD #	4006	BPR5EIX	6597	.024"
MAXTER							
	125	ICC	BR10EG SLD	3993	BR10EIX SLD	6957	.025"
	100	JICA	BR10EG SLD	3993	BR10EIX SLD	6957	.025"
		KF	BR10EG SLD	3993	BR10EIX SLD	6957	.025"
MOTORI SEVEN							
	125	ICC	BR10EG SLD	3993	BR10EIX SLD	6957	.025"

Race Carts / Go-Karts

Denotes Original Equipment

^ Available in Blister Pack (see page 6)

Note: Due to different operating or engine conditions an alternate heat range plug maybe required.

MAKE/YR	ENGINE	MODEL NOTES	REGULAR PLUG	STK#	PREMIUM PLUG	STK#	GAP
MOTORI SEVEN Cont'd							
	125	TAG 125	BR10EG SLD	3993	BR10EIX SLD	6957	.025"
PARILLA							
		KF	BR10EG SLD	3993	BR10EIX SLD	6957	.025"
	125	LEOPARD	BR10EG SLD	3993	BR10EIX SLD	6957	.025"
PSYCLONE							
	11.0 HP TECUMSEH	FX-11	BR6ES	4922	---	---	.030"
ROTAX							
	250	256/257	BR10EG SLD	3993	BR10EIX SLD	6957	.025"
	125	MAX 125	BR10EG SLD	3993	BR10EIX SLD	6957	.025"
	100	MINI MAX	BR10EG SLD	3993	BR10EIX SLD	6957	.025"
SUBARU							
		EH41	BPR6EY	6427	BPR6EIX	6637	.032"
SUZUKI							
2001-1986	80	RM80	---	---	BR10EIX SLD	6957	.028"
2002	85	RM85	BR10ES SLD	4684	BR10EIX SLD	6957	.028"
1991-1987	125	RM125	B9EGV	5827	BR9EIX	3981	.024"
1995-1992	125	RM125	---	---	BR9EIX	3981	.024"
2002-1996	125	RM125	R6918B-8	4492	---	---	.024"
1991-1986	250	RM250	B8EGV	5627	BR8EIX SLD	6747	.024"
1995-1992	250	RM250	R4118S-8	3236	---	---	.024"
2000-1996	250	RM250	R6918B-7	6259	---	---	.024"
2002-2001	250	RM250	BR8EG SLD	3992	BR8EIX SLD	6747	.024"
TECUMSEH							
2009-2005		ENDURO 60(A)	BR6ES	4922	---	---	.030"
2009-2005		FORMULA 100	BR6ES	4922	---	---	.030"
YAMAHA							
	97.6cc	KT100	---	---	BR9EIX	3981	.032"
2004-2003	100	KT100S	---	---	BR10EIX SLD	6957	.028"
2004-2003	100	RC100S	---	---	BR10EIX SLD	6957	.028"
2004-2003	100	RC100SF	B9EG	3530	BR9EIX	3981	.024"
1981-1980	125	TZ125	B10EGV	5927	---	---	.024"
1998-1994	125	TZ125	R7376-10	4457	---	---	.022"
1981-1974	250	TZ250	B10EGV	5927	---	---	.024"
1993-1991	250	TZ250	R5184-105	3334	---	---	.024"
1998-1994	250	TZ250	R6252E-105	2396	---	---	.022"
2001-1984	80	YZ80	BR10EG SLD	3993	BR10EIX SLD	6957	.024"
2004-2003	80	YZ80	B10EG	3630	BR10EIX	6801	.024"
2004-2002	85	YZ85	BR10EG SLD	3993	BR10EIX SLD	6957	.024"
1991-1984	125	YZ125	B9EG	3530	BR9EIX	3981	.024"
1993-1992	125	YZ125	BR9EG SLD	4015	BR9EIX SLD	3089	.024"
1998-1994	125	YZ125	B9EG	3530	BR9EIX	3981	.024"
2004-1999	125	YZ125	BR9EG SLD	4015	BR9EIX SLD	3089	.024"
2004-2003	125	YZ125	B9EG	3530	BR9EIX	3981	.024"
1987-1984	250	YZ250	B9EG	3530	BR9EIX	3981	.024"
1995-1988	250	YZ250	B8EG	3430	BR8EIX	5044	.022"
2002-1996	250	YZ250	BR8EG SLD	3992	BR8EIX SLD	6747	.024"
YERF-DOG							
	5.0 HP TECUMSEH	1204	BR6ES	4922	---	---	.030"
	2.0 HP TECUMSEH	3101	BR6ES	4922	---	---	.030"
	6.5 HP TECUMSEH	3203, 3205, 3208	BR6ES	4922	---	---	.030"
	6.0 HP TECUMSEH	32001	BR6ES	4922	---	---	.030"
	6.0 HP TECUMSEH	30032	BR6ES	4922	---	---	.030"
	6.0 HP TECUMSEH	30034	BR6ES	4922	---	---	.030"



Denotes Original Equipment
 ^ Available in Blister Pack (see page 6)

Note: Due to different operating or engine conditions an alternate heat range plug maybe required.

MAKE/YR	ENGINE	MODEL NOTES	REGULAR PLUG	STK#	PREMIUM PLUG	STK#	GAP
ARCTIC CAT							
2012	1000	1000 GT	CPR8E #	7411	---	---	.024"
2011-2010	1000	1000 H2 EFI	CPR8E #	7411	---	---	.024"
2011	1000	1000 LTD	CPR8E #	7411	---	---	.024"
2016-2010	1000	1000 MUD PRO, LTD, SE	CPR8E #	7411	---	---	.024"
2011-2009	1000	1000 TRV	CPR8E #	7411	---	---	.024"
2016-2013	1000	1000 XT	CPR8E #	7411	---	---	.024"
2015-2009	1000	PROWLER 1000, XT, XTZ	CPR8E #	7411	---	---	.024"
2010-2009	1000	THUNDERCAT 1000	CPR8E #	7411	---	---	.024"
2015-2012	1000	TRV 1000, CRUISER, GT, LTD, XT	CPR8E #	7411	---	---	.024"
2016-2012	1000	WILDCAT, 4, 4X, 1000, GT, LTD, X	CPR8E #	7411	---	---	.024"
2015	755	XR 700, LTD, XT	CPR8E #	7411	---	---	.024"
2008-2006	700	700 EFI	CR6E #	6965	---	---	.028"
2012	700	700 GT	CPR8E #	7411	---	---	.024"
2013-2008	700	700 H1 EFI, H1	CPR8E #	7411	---	---	.024"
2014-2012	700	700, LTD	CPR8E #	7411	---	---	.024"
2015-2012	700	700 MUD PRO, LTD	CPR8E #	7411	---	---	.024"
2011-2009	700	700 TRV	CPR8E #	7411	---	---	.024"
2014-2013	700	700 XT	CPR8E #	7411	---	---	.024"
2016	700	HDX 700 XT SE	CPR8E #	7411	---	---	.024"
2016-2008	700	PROWLER 700, HDX, XT, XTX	CPR8E #	7411	---	---	.024"
2015-2012	700	TBX 700, GT	CPR8E #	7411	---	---	.024"
2015-2012	700	TRV 700 CRUISER, GT, LTD, XT	CPR8E #	7411	---	---	.024"
2016-2014	700	WILDCAT SPORT, LIMITED, RED, XT	CR8EB #	7784	---	---	.032"
2015-2014	700	WILDCAT TRAIL, LIMITED, XT	CR8EB #	7784	---	---	.032"
2012-2005	650	650 H1	CPR8E #	7411	---	---	.024"
2009	650	650 TBX	CPR8E #	7411	---	---	.024"
2009	650	650 TRV	CPR8E #	7411	---	---	.024"
2005-2004	650	650 TWIN FIS, H1 LE	CR7E ^	4578	CR7EIX	7385	.028"
2009-2007	650	PROWLER 650	CPR8E #	7411	---	---	.024"
2009-2006	650	PROWLER XT 650	CPR8E #	7411	---	---	.024"
2014-2009	550	550 H1, EFI, 4X4 AUTO, GT, LIMITED, XT, LTD	CPR8E #	7411	---	---	.024"
2015-2009	550	PROWLER 550 XT	CPR8E #	7411	---	---	.024"
2015-2009	550	TRV 550 CRUISER, GT, LTD, XT	CPR8E #	7411	---	---	.024"
2015	550	XR 550, LTD, XT	CPR8E #	7411	---	---	.024"
1998	500	500	CR8E ^	1275	CR8EIX	4218	.030"
2016-2013	500	500	CR7E # ^	4578	CR7EIX	7385	.032"
2014-2013	500	500 XT	CR7E # ^	4578	CR7EIX	7385	.032"
2009-1999	500	500, FIS, 4X4 AUTO	CR6E #	6965	---	---	.028"
2012	500	PROWLER 500 HDX, XT	CPR8E #	7411	---	---	.024"
2015-2014	500	PROWLER 500 HDX, LTD, XT	CR7E # ^	4578	CR7EIX	7385	.032"
2015-2013	500	TRV 500	CR7E # ^	4578	CR7EIX	7385	.032"
2015	500	XR 500	CR7E # ^	4578	CR7EIX	7385	.032"
1998-1996	454	454	CR8E ^	1275	CR8EIX	4218	.030"
2012-2010	450	450, EFI H1 4X4 AUTO	CR7E # ^	4578	CR7EIX	7385	.028"
2015-2014	450	450	CR7E # ^	4578	CR7EIX	7385	.032"
2013	450	450 CR	CR7E # ^	4578	CR7EIX	7385	.032"
2012	450	450 GT	CR7E # ^	4578	CR7EIX	7385	.032"
2016	450	ALTERRA 450	CR7E # ^	4578	CR7EIX	7385	.032"
2012	450	TRV 450	CR7E # ^	4578	CR7EIX	7385	.032"
2012	450	TRV 450 GT	CR7E # ^	4578	CR7EIX	7385	.032"
2016-2012	450	XC 450 EFI	CR7E # ^	4578	CR7EIX	7385	.032"
2012-2011	425	425 CR, CR SE	CR7E # ^	4578	CR7EIX	7385	.032"
1998	400	400 2X4, 4X4	CR8E ^	1275	CR8EIX	4218	.030"
2008-2004	400	400 4X4 AUTO/MAN, FIS AUTO/MAN	CR7E # ^	4578	CR7EIX	7385	.032"
2015-2013	400	400 CR	CR8E # ^	1275	CR8EIX	4218	.032"
2008-2006	400	400 DVX	CR7E # ^	4578	CR7EIX	7385	.032"

ATVs / VTTs

Denotes Original Equipment

^ Available in Blister Pack (see page 6)

Note: Due to different operating or engine conditions an alternate heat range plug maybe required.

MAKE/YR	ENGINE	MODEL NOTES	REGULAR PLUG	STK#	PREMIUM PLUG	STK#	GAP
ARCTIC CAT Cont'd							
2010-2009	400	400 TRV	CR8E ^	1275	CR8EIX	4218	.030"
2003-1999	400	400, FIS, MAN	CR6E	6965	---	---	.028"
2016	400	ALTERRA 400	CR8E # ^	1275	CR8EIX	4218	.032"
2005	400	SPORT DVX 400	CR7E # ^	4578	CR7EIX	7385	.032"
2014-2012	400	TRV 400	CR8E # ^	1275	CR8EIX	4218	.032"
2002	375	375	CR6E	6965	---	---	.028"
2008	366	366 4X4 AUTO	CR7E # ^	4578	CR7EIX	7385	.032"
2011-2009	366	366 4X4 AUTO	CR8E # ^	1275	CR8EIX	4218	.030"
2012-2011	350	350, CR	CR8E # ^	1275	CR8EIX	4218	.032"
2005-1998	300	300	DR7EA	7839	DR7EIX	5686	.028"
2016-2010	300	300 2X4 UTILITY	DPR7EA-9 # ^	5129	DPR7EIX-9	7803	.036"
2015-2009	300	300 DVX	DPR7EA-9 # ^	5129	DPR7EIX-9	7803	.036"
2005-1999	250	250	DR7EA	7839	DR7EIX	5686	.028"
2009-2006	250	250 2X4	DPR7EA-9 # ^	5129	DPR7EIX-9	7803	.036"
2008-2006	250	250 DVX	DPR7EA-9 # ^	5129	DPR7EIX-9	7803	.036"
2016-2009	150	150 UTILITY	DR8EA # ^	7162	DR8EIX	6681	.024"
2016-2006	90	90 DVX	CR7HSA # ^	4549	CR7HIX	7544	.028"
2016-2006	90	90 UTILITY	CR7HSA # ^	4549	CR7HIX	7544	.028"
2004-2002	90	90 YOUTH	BPR7HS ^	6422	BPR7HIX	5944	.028"
2005	90	90 YOUTH	CR6HSA	2983	CR6HIX	7274	.028"
2006	90	90 YOUTH	CR7HSA # ^	4549	CR7HIX	7544	.028"
2008	50	50 DVX	CR7HSA # ^	4549	CR7HIX	7544	.028"
2008	50	50 UTILITY	CR7HSA # ^	4549	CR7HIX	7544	.028"
2005-2004	50	50 YOUTH	BPR7HS ^	6422	BPR7HIX	5944	.028"
2006	50	50 YOUTH	CR7HSA # ^	4549	CR7HIX	7544	.028"
ARGO							
	750	750 HDI 8X8	BKR5E ^	7938	BKR5EIX	6341	.030"
	750	750 HDI SE 8X8	BKR5E ^	7938	BKR5EIX	6341	.030"
	750	750 XT1 8X8	BKR5E ^	7938	BKR5EIX	6341	.030"
	700	700 HD 8X8	BKR5E ^	7938	BKR5EIX	6341	.030"
	700	700 HD EU 8X8	BKR5E ^	7938	BKR5EIX	6341	.030"
	674	AVENGER 8X8 - KOHLER AEGIS LH685	BKR5E ^	7938	BKR5EIX	6341	.030"
	650	650 HD 6X6	BKR5E ^	7938	BKR5EIX	6341	.030"
	650	FRONTIER 8X8	BKR5E ^	7938	BKR5EIX	6341	.030"
	617	CONQUEST 8X8 - FROM SERIAL #23216	BPR4ES ^	7222	---	---	.024"
	617	CONQUEST 8X8 - KAWASAKI FD620D 20HP	BMR4A SLD	4004	---	---	.024"
	614	CONQUEST 6X6 - FROM SERIAL #23216	BPR4ES ^	7222	---	---	.024"
	614	CONQUEST 6X6 - KAWASAKI FD620D 20HP	BMR4A SLD	4004	---	---	.024"
	580	FRONTIER 6X6	BKR5E ^	7938	BKR5EIX	6341	.030"
	570	BIGFOOT 6X6 - B&S OHV V-TWIN 18HP	BKR5E ^	7938	BKR5EIX	6341	.030"
	570	RESPONSE 8X8 - B&S OHV V-TWIN 18HP	BKR5E ^	7938	BKR5EIX	6341	.030"
	480	VANGUARD 6X6 - B&S OHV V-TWIN 16HP	BKR5E ^	7938	BKR5EIX	6341	.030"
	480	VANGUARD2 6X6 - B&S OHV V-TWIN 16HP	BKR5E ^	7938	BKR5EIX	6341	.030"
ATK							
2002-1998	90	90 MINI QUAD - 10mm Plug	CR9EK ^	4548	CR9EIX	3521	.028"
2002-1998	90	90 MINI QUAD - 14mm Plug	B7HS	5110	BR7HIX	7067	.025"
2002-1998	50	50 MINI QUAD - 10mm Plug	CR9EK ^	4548	CR9EIX	3521	.028"
2002-1998	50	50 MINI QUAD - 14mm Plug	B7HS	5110	BR7HIX	7067	.025"
BAJA							
	500	WD500 - BAJA WILDERNESS 500CC UTV	DR8EA ^	7162	DR8EIX	6681	.028"
	400	WD400U - WILDERNESS TRAIL 400CC ATV (HSUN)	DR8EA ^	7162	DR8EIX	6681	.028"
	250	WD250U / U-R - WILDERNESS TRAIL 250CC ATV (LONTING)	DR8EA ^	7162	DR8EIX	6681	.028"
	150	BA150 - BAJA 150CC ATV (LONTING)	C7HSA	4629	CR7HIX	7544	.028"
	125	STR125 - BAJA 125CC RACING ATV (FYM)	CR7HSA ^	4549	CR7HIX	7544	.028"



Denotes Original Equipment

^ Available in Blister Pack (see page 6)

Note: Due to different operating or engine conditions an alternate heat range plug maybe required.

MAKE/YR	ENGINE	MODEL NOTES	REGULAR PLUG	STK#	PREMIUM PLUG	STK#	GAP
BAJA Cont'd							
	90	BA90 - BAJA 90CC ATV SHIFTER (FYM)	C7HSA	4629	CR7HIX	7544	.028"
	90	WD90 - WILDERNESS 90CC ATV (FYM)	C7HSA	4629	CR7HIX	7544	.028"
	90	WD90U - BAJA CAMO UTILITY 90CC ATV (FYM)	C7HSA	4629	CR7HIX	7544	.028"
	50	WD50 - WILDERNESS 50CC ATV (FYM)	C7HSA	4629	CR7HIX	7544	.028"
	50	WD50U - BAJA CAMO UTILITY 50CC ATV (FYM)	C7HSA	4629	CR7HIX	7544	.028"
	49	BA49 - BAJA 49CC ATV (LONGTING)	CR7HS	7223	CR7HIX	7544	.028"
BAROSSA MOTOR							
	250	MAGNA	DR8EA # ^	7162	DR8EIX	6681	.024"
	250	SKYWALKER	DR8EA # ^	7162	DR8EIX	6681	.024"
	170	MAGNA	DR8EA # ^	7162	DR8EIX	6681	.024"
	170	SILVERHAWK	CR7HS #	7223	CR7HIX	7544	.028"
	150	MAGNA	DR8EA # ^	7162	DR8EIX	6681	.024"
	100	PYTHON	BPR7HS # ^	6422	BPR7HIX	5944	.028"
	50	MINI	BPR7HS # ^	6422	BPR7HIX	5944	.028"
	50	PYTHON	BPR7HS # ^	6422	BPR7HIX	5944	.028"
BLANEY							
2004-2000	100	FX100	BP7HS #	5111	BPR7HIX	5944	.028"
2004-2000	90	FX90	BP7HS #	5111	BPR7HIX	5944	.028"
2004-1999	79	FX70	BP7HS #	5111	BPR7HIX	5944	.028"
BOMBARDIER							
2006	800	OUTLANDER	DCPR8E ^	4339	DCPR8EIX	6546	.028"
2004-2000	650	DS 650	DR8EA # ^	7162	DR8EIX	6681	.024"
2006	650	OUTLANDER	DCPR8E ^	4339	DCPR8EIX	6546	.028"
2005	650	TRAXTER CVT	DCPR8E ^	4339	DCPR8EIX	6546	.028"
2006-2005	644	DS650 X	DR8EA # ^	7162	DR8EIX	6681	.028"
2004-2002	644	QUEST	DCPR8E ^	4339	DCPR8EIX	6546	.028"
2005	500	TRAXTER	DR8EA # ^	7162	DR8EIX	6681	.024"
2005	500	TRAXTER CVT	DCPR8E ^	4339	DCPR8EIX	6546	.028"
2004-2003	498	QUEST	DCPR8E ^	4339	DCPR8EIX	6546	.028"
2002-1999	498	TRAXTER	DR8EA # ^	7162	DR8EIX	6681	.024"
2004-2003	498	TRAXTER	DCPR8E ^	4339	DCPR8EIX	6546	.028"
2006-2004	400	OUTLANDER	DCPR8E ^	4339	DCPR8EIX	6546	.028"
2005-2004	330	OUTLANDER	DCPR8E ^	4339	DCPR8EIX	6546	.028"
2006	250	DS 250	CR8E # ^	1275	CR8EIX	4218	.030"
2004	200	RALLY 200	DCPR8E # ^	4339	DCPR8EIX	6546	.028"
2002	90	DS 90 - 2-STROKE	BPR7HS # ^	6422	BPR7HIX	5944	.028"
2002	90	DS 90 - 4-STROKE	CR7HSA # ^	4549	CR7HIX	7544	.028"
2004	90	DS 90	DCPR8E # ^	4339	DCPR8EIX	6546	.028"
2006-2005	90	DS 90 - 2-STROKE	BPR7HS # ^	6422	BPR7HIX	5944	.028"
2006-2005	90	DS 90 - 4-STROKE	CR7HS	7223	CR7HIX	7544	.028"
2004	90	QUEST 90	DCPR8E # ^	4339	DCPR8EIX	6546	.028"
2002	50	DS 50	BPR7HS # ^	6422	BPR7HIX	5944	.028"
2004	50	DS 50	DCPR8E # ^	4339	DCPR8EIX	6546	.028"
2006-2005	50	MINI DS 50 - 2-STROKE	BPR7HS # ^	6422	BPR7HIX	5944	.028"
2004	50	QUEST 50	DCPR8E # ^	4339	DCPR8EIX	6546	.028"
BOSS							
	155		BP6HS	7331	BPR6HIX	4085	.028"
	90		BP6HS	7331	BPR6HIX	4085	.028"
BRISTER							
	11 HP	BRISTER'S CHUCK WAGON	BPR6ES-11 #	7133	BPR6EIX-11	3903	.044"
	11 HP	THE SCORPION S	BR6ES	4922	---	---	.024"
	6.5 HP	THE SPIDER X	BR6ES	4922	---	---	.024"
	6.5 HP	F1-25	BR6ES	4922	---	---	.024"
	6.5 HP	THE BUG	BR6ES	4922	---	---	.024"
	6.5 HP	THE SPIDER	BR6ES	4922	---	---	.024"
	6.5 HP	THE STINGER	BR6ES	4922	---	---	.024"

ATVs / VTTs

Denotes Original Equipment

^ Available in Blister Pack (see page 6)

Note: Due to different operating or engine conditions an alternate heat range plug maybe required.

MAKE/YR	ENGINE	MODEL NOTES	REGULAR PLUG	STK#	PREMIUM PLUG	STK#	GAP
BRISTER Cont'd							
	5 HP	F2-265, F2-265E	BR6ES	4922	---	---	.024"
	5 HP	THE SCORPION	BR6ES	4922	---	---	.024"
	5 HP	THE SCORPION S	BR6ES	4922	---	---	.024"
	3 HP	F1-265, F1-265E	BR6S	3522	---	---	.024"
BUSH HOG							
	24.0 HP		ZGR5A #	5077	---	---	.028"
	20.0 HP		BPR6ES SLD	4008	BPR6EIX	6637	.028"
	16.0 HP		BKR5E ^	7938	BKR5EIX	6341	.030"
CAN-AM							
2016-2011	1000	COMMANDER 1000 STD, LTD, MOSSY OAK, DPS, XT, XT-P, X1000 EFI	DCPR8E # ^	4339	DCPR8EIX	6546	.028"
2016-2015	1000	COMMANDER MAX DPS, LTD, XT	DCPR8E # ^	4339	DCPR8EIX	6546	.028"
2016-2013	1000	MAVERICK 1000, STD, XRS, XRS-DPS, XXC	LMAR8C-9 #	93833	---	---	.036"
2016-2014	1000	MAVERICK MAX 1000, STD, XRS, XRS-DPS	LMAR8C-9 #	93833	---	---	.036"
2016-2015	1000	MAVERIC TURBO, XDS-DPS	LMAR9D-J #	1633	---	---	.032"
2016-2015	1000	MAVERIC MAX TURBO X DS, X RS, XDS-DPS	LMAR9D-J #	1633	---	---	.032"
2015	1000	OUTLANDER 6X6 EFI	DCPR8E # ^	4339	DCPR8EIX	6546	.028"
2016	1000	OUTLANDER 6X6 XT	LMAR8D-J #	93444	---	---	.032"
2016	1000	OUTLANDER 1000 X MR	LMAR8D-J #	93444	---	---	.032"
2015-2013	1000	OUTLANDER 1000 DPS, EFI, X MR, XT, XT-P	DCPR8E # ^	4339	DCPR8EIX	6546	.028"
2016	1000	OUTLANDER DPS	LMAR8D-J #	93444	---	---	.032"
2015-2013	1000	OUTLANDER MAX 1000EFI, LTD, DPS, XT & XT-P	DCPR8E # ^	4339	DCPR8EIX	6546	.028"
2016	1000	OUTLANDER MAX LIMITED, XT, XT-P	LMAR8D-J #	93444	---	---	.032"
2016	1000	OUTLANDER XT, XT-P	LMAR8D-J #	93444	---	---	.032"
2016	1000	RENEGADE	LMAR8D-J #	93444	---	---	.032"
2015-2013	1000	RENEGADE STD, XXC, 1000 EFI	DCPR8E # ^	4339	DCPR8EIX	6546	.028"
2016	1000	RENEGADE X XC	LMAR8D-J #	93444	---	---	.032"
2016	850	OUTLANDER DPS	LMAR8D-J #	93444	---	---	.032"
2016	850	OUTLANDER XT, XT-P	LMAR8D-J #	93444	---	---	.032"
2016	850	OUTLANDER MAX XT, XT-P	LMAR8D-J #	93444	---	---	.032"
2016	850	OUTLANDER 850 X MR	LMAR8D-J #	93444	---	---	.032"
2016	850	RENEGADE	LMAR8D-J #	93444	---	---	.032"
2016	850	RENEGADE X XC	LMAR8D-J #	93444	---	---	.032"
2016-2007	800	COMMANDER STD, DPS, XT, 800R, 800R EFI	DCPR8E # ^	4339	DCPR8EIX	6546	.028"
2009-2007	800	OUTLANDER 800	DCPR8E # ^	4339	DCPR8EIX	6546	.028"
2015-2010	800	OUTLANDER 800R EFI, STD, DPS, XT & XT-P	DCPR8E # ^	4339	DCPR8EIX	6546	.028"
2015-2007	800	OUTLANDER MAX 800R EFI, DPS, XT & XT-P	DCPR8E # ^	4339	DCPR8EIX	6546	.028"
2011-2007	800	RENEGADE 800, X, EFI	DCPR8E # ^	4339	DCPR8EIX	6546	.028"
2015-2012	800	RENEGADE 800R EFI STD & XXC	DCPR8E # ^	4339	DCPR8EIX	6546	.028"
2007-2005	650	DS 650, X	DR8EA # ^	7162	DR8EIX	6681	.024"
2016-2007	650	OUTLANDER 650 EFI, DPS, MAX DPS, XMR, XT	DCPR8E # ^	4339	DCPR8EIX	6546	.028"
2016-2015	650	OUTLANDER 6X6 EFI, XT	DCPR8E # ^	4339	DCPR8EIX	6546	.028"
2016	570	OUTLANDER L, DPS, LE, MAX, MAX DPS, MOSSY OAK, X MR	DCPR8E # ^	4339	DCPR8EIX	6546	.028"
2016	570	OUTLANDER DPS, XT, MAX DPS, MAX XT	DCPR8E # ^	4339	DCPR8EIX	6546	.028"
2016	570	RENEGADE	DCPR8E # ^	4339	DCPR8EIX	6546	.028"
2015-2007	500	OUTLANDER 500 EFI STD, DPS, XT	DCPR8E # ^	4339	DCPR8EIX	6546	.028"
2015	500	OUTLANDER L MAX 500 EFI	DCPR8E # ^	4339	DCPR8EIX	6546	.028"
2015-2007	500	OUTLANDER MAX 500 EFI STD, DPS, XT	DCPR8E # ^	4339	DCPR8EIX	6546	.028"
2009-2008	500	RENEGADE 500	DCPR8E # ^	4339	DCPR8EIX	6546	.028"
2015-2010	500	RENEGADE 500 EFI	DCPR8E # ^	4339	DCPR8EIX	6546	.028"
2011-2008	450	DS 450	DCPR8E # ^	4339	DCPR8EIX	6546	.028"
2015	450	DS 450 EFI, STD, XMC, XXC	DCPR9E #	2641	DCPR9EIX	2316	.036"
2016-2015	450	OUTLANDER DPS, MAX	LMAR8D-J #	93444	---	---	.032"
2016-2015	450	OUTLANDER L, DPS, MAX, MAX DPS	LMAR8D-J #	93444	---	---	.032"
2011-2007	400	OUTLANDER 400	DCPR8E # ^	4339	DCPR8EIX	6546	.028"



Denotes Original Equipment

^ Available in Blister Pack (see page 6)

Note: Due to different operating or engine conditions an alternate heat range plug maybe required.

MAKE/YR	ENGINE	MODEL NOTES	REGULAR PLUG	STK#	PREMIUM PLUG	STK#	GAP
CAN-AM Cont'd							
2014	400	OUTLANDER 400 EFI, STD, XT	DCPR8E # ^	4339	DCPR8EIX	6546	.028"
2014-2007	400	OUTLANDER MAX 400 EFI, STD, XT	DCPR8E # ^	4339	DCPR8EIX	6546	.028"
2016-2007	250	DS 250	CR8E # ^	1275	CR8EIX	4218	.032"
2007	175	RALLY 175	CR8E # ^	1275	CR8EIX	4218	.032"
2016	90	DS	CR7HS #	7223	CR7HIX	7544	.028"
2007	90	DS 90 MINI	CR7HS #	7223	CR7HIX	7544	.028"
2014-2008	90	DS 90 MINI	C6HSA #	3228	CR6HIX	7274	.028"
2015	90	DS 90 MINI	CR7HS #	7223	CR7HIX	7544	.028"
2013	90	DS 90 X	C6HSA #	3228	CR6HIX	7274	.028"
2016	90	DS 90 X	CR7HS #	7223	CR7HIX	7544	.028"
2014	90	DS 90 X MINI	C6HSA #	3228	CR6HIX	7274	.028"
2015	90	DS 90 X MINI	CR7HS #	7223	CR7HIX	7544	.028"
2014-2009	70	DS 70 MINI	C6HSA #	3228	CR6HIX	7274	.028"
2015	70	DS 70 MINI	CR7HS #	7223	CR7HIX	7544	.028"
2008	70	MINI DS 70CC 4T JAUNE	C6HSA	3228	CR6HIX	7274	.028"
CANNONDALE							
2003-2002	440	BLAZE	CR9EK ^	4548	CR9EIX	3521	.028"
2003-2002	440	CANNIBAL	CR9EK ^	4548	CR9EIX	3521	.028"
2001	440	FX400	CR9EK ^	4548	CR9EIX	3521	.028"
2002	440	MOTO 440	CR9EK ^	4548	CR9EIX	3521	.028"
2003-2002	440	SPEED	CR9EK ^	4548	CR9EIX	3521	.028"
CARTER							
	10 HP		BR4-LM	4133	---	---	.032"
	8 HP		BR2-LM ^	5798	---	---	.030"
	8 HP		BR4-LM	4133	---	---	.032"
	8 HP		BR6S	3522	---	---	.030"
	6.5 HP		BR6ES	4922	---	---	.024"
	6.5 HP		BPR6EY	6427	BPR6EIX	6637	.032"
	6 HP		BR6ES	4922	---	---	.024"
	5.5 HP		BPR6EY	6427	BPR6EIX	6637	.030"
	5 HP		BR2-LM ^	5798	---	---	.030"
	5 HP		BPR6EY	6427	BPR6EIX	6637	.032"
	3.5 HP		BR2-LM ^	5798	---	---	.030"
	150	SMC ENGINE	CR7HSA ^	4549	CR7HIX	7544	.032"
CFMOTO							
	800	UFORCE 800, EPS	DCPR8E # ^	4339	DCPR8EIX	6546	.036"
	500	CFORCE 500 HO EPS	DCPR8E # ^	4339	DCPR8EIX	6546	.036"
	500	UFORCE 500 HO, EPS	DCPR8E # ^	4339	DCPR8EIX	6546	.036"
	500	ZFORCE 500 HO, TRAIL	DCPR8E # ^	4339	DCPR8EIX	6546	.036"
	400	CFORCE 400	DCPR8E # ^	4339	DCPR8EIX	6546	.036"
COBRA MOTO							
2009	80	ECX80 AC	BPR7ES	5534	BPR7EIX	4055	.032"
2009-2006	70	ECX70	BPR7ES	5534	BPR7EIX	4055	.032"
2009-2006	50	EXC50	BPR7ES	5534	BPR7EIX	4055	.032"
CUB CADET							
	20 HP	4X4/ 4X4 CAMO	BKR5E ^	7938	BKR5EIX	6341	.030"
	20 HP	6X4	ZGR5A #	5077	---	---	.028"
	20 HP	6X4/6X4 CAMO/6X4 FIRE & RESCUE	BKR5E ^	7938	BKR5EIX	6341	.030"
	18 HP	4X2	ZGR5A #	5077	---	---	.028"
	18 HP	4X2/4X2 CAMO/4X2 SE	BKR5E ^	7938	BKR5EIX	6341	.030"
	9.5 HP	4X2	BPR5ES SLD	4006	BPR5EIX	6597	.028"
	747	VOLUNTEER EFI 4X4 - KOHLER AGEIS LH775	BKR5E ^	7938	BKR5EIX	6341	.030"
	747	VOLUNTEER WT CAB - KOHLER AGEIS LH775	BKR5E ^	7938	BKR5EIX	6341	.030"
	624	VOLUNTEER 4X2	BKR5E ^	7938	BKR5EIX	6341	.030"
	624	VOLUNTEER 4X4	BKR5E ^	7938	BKR5EIX	6341	.030"
	404	CHALLENGER 400 - SUBARU EX40	BR6HS # ^	3922	BR6HIX	3419	.028"

ATVs / VTTs

Denotes Original Equipment

^ Available in Blister Pack (see page 6)

Note: Due to different operating or engine conditions an alternate heat range plug maybe required.

MAKE/YR	ENGINE	MODEL NOTES	REGULAR PLUG	STK#	PREMIUM PLUG	STK#	GAP
CUB CADET Cont'd							
	404	CHALLENGER 400LX - SUBARU EX40	BR6HS # ^	3922	BR6HIX	3419	.028"
DAZON							
	1100	DAZON DRAGON	BPR6EY	6427	BPR6EIX	6637	.030"
	250	RAIDER MAX 250R	DP8EA-9	5829	DPR8EIX-9	2202	.036"
	175	RAIDER MAX 175R	CR8E ^	1275	CR8EIX	4218	.032"
	150	RAIDER CLASSIC 150R	CR7HSA ^	4549	CR7HIX	7544	.032"
	150	RAIDER MAX 150R	CR8E ^	1275	CR8EIX	4218	.032"
	90	RAIDER MINI 90	CR7HSA ^	4549	CR7HIX	7544	.032"
	90	TOMAHAWK 90	CR7HSA ^	4549	CR7HIX	7544	.032"
	50	STINGER 50	CR7HSA ^	4549	CR7HIX	7544	.032"
DIAMO							
	500	AVALANCHE 4X4	DP8EA-9	5829	DPR8EIX-9	2202	.036"
	250	AVALANCHE	DP8EA-9	5829	DPR8EIX-9	2202	.036"
	110	LIGHTNING	CR7HSA ^	4549	CR7HIX	7544	.032"
	70	BLAZE	CR7HSA ^	4549	CR7HIX	7544	.032"
DINLI							
	150	DIABLO - DL604-150 4-STROKE	C7HSA	4629	CR7HIX	7544	.028"
	150	ENFORCER - DL605-150 4-STROKE	C7HSA	4629	CR7HIX	7544	.028"
	150	HELIX - DL603-150 4-STROKE	C7HSA	4629	CR7HIX	7544	.028"
	90	BEAST - DL601-90 2-STROKE	BPR7HS ^	6422	BPR7HIX	5944	.028"
	90	DIAMOND BACK - DL601-90 2-STROKE	BPR7HS ^	6422	BPR7HIX	5944	.028"
	90	HELIX - DL603-90 2-STROKE	BPR7HS ^	6422	BPR7HIX	5944	.028"
	50	COBIA - DL503-50 2 STROKE	BPR7HS ^	6422	BPR7HIX	5944	.028"
	50	DIAMOND BACK - DL601-50 2-STROKE	BPR7HS ^	6422	BPR7HIX	5944	.028"
	50	DINO - DL501-50 2-STROKE	BPR7HS ^	6422	BPR7HIX	5944	.028"
	50	JP - DL502-51 2-STROKE	BPR7HS ^	6422	BPR7HIX	5944	.028"
DRR							
	300	DRX 300	DPR7EA-9 # ^	5129	DPR7EIX-9	7803	.036"
	250	DRX 250	DPR7EA-9 # ^	5129	DPR7EIX-9	7803	.036"
2008-2004	100	DRX2 100	BR8HSA #	5539	BR8HIX	7001	.028"
2004	90	DRR 90	BP7HS #	5111	BPR7HIX	5944	.028"
2004	90	DRR 90 GT	C7HSA #	4629	CR7HIX	7544	.028"
2010-2004	90	DRX2 90	BR8HSA #	5539	BR8HIX	7001	.028"
2010-2004	90	DRX2 90 LTD	BR8HSA #	5539	BR8HIX	7001	.028"
2010-2005	70	DRX2 70	BR8HSA #	5539	BR8HIX	7001	.028"
2004	50	DRR 50	BP7HS #	5111	BPR7HIX	5944	.028"
2008-2004	50	DRX 50	BR8HSA #	5539	BR8HIX	7001	.028"
2010-2005	50	DRX2 50	BR8HSA #	5539	BR8HIX	7001	.028"
2010-2005	50	DRX2 50 LTD	BR8HSA #	5539	BR8HIX	7001	.028"
2010-2005	50	DRX2 50R	BR8HSA #	5539	BR8HIX	7001	.028"
ETON							
2010-2005	250	VECTOR 250	CR8E ^	1275	CR8EIX	4218	.028"
2010-2005	150	VIPER 150R	C7HSA	4629	CR7HIX	7544	.024"
2005-1998	150	YUKON - 4X2	C7HSA	4629	CR7HIX	7544	.024"
2010-2002	150	YUKON II	C7HSA	4629	CR7HIX	7544	.024"
2010-2007	90	ROVER	CR7HSA ^	4549	CR7HIX	7544	.024"
2005-2000	90	SIERRA 90	BPR7HS ^	6422	BPR7HIX	5944	.028"
2001-1999	90	THUNDER 90	BPR7HS ^	6422	BPR7HIX	5944	.028"
2005-2002	90	VIPER 90	BPR7HS ^	6422	BPR7HIX	5944	.028"
2010-2006	90	VIPER 90	CR7HSA ^	4549	CR7HIX	7544	.024"
2005	70	VIPER 70	BPR7HS ^	6422	BPR7HIX	5944	.028"
2010-2006	70	VIPER 70	CR7HSA ^	4549	CR7HIX	7544	.024"
2005-2002	50	LIGHTNING 50	BPR7HS ^	6422	BPR7HIX	5944	.028"
2005-2002	50	VIPER 50 - 4X2	BPR7HS ^	6422	BPR7HIX	5944	.028"
2005-2002	40	RASCAL 40	BPM7A	7321	---	---	.028"
2005-2002	40	VIPER JUNIOR - 4X2	BPM7A	7321	---	---	.028"



Denotes Original Equipment

^ Available in Blister Pack (see page 6)

Note: Due to different operating or engine conditions an alternate heat range plug maybe required.

MAKE/YR	ENGINE	MODEL NOTES	REGULAR PLUG	STK#	PREMIUM PLUG	STK#	GAP
EXMARK							
	700	700 S	CPR8E #	7411	---	---	.024"
	500	500 S	CR7E # ^	4578	CR7EIX	7385	.032"
GAS GAS							
2009	515	WILD HP 515	CR8E ^	1275	CR8EIX	4218	.032"
2008-2003	450	WILD HP 450	CR8E ^	1275	CR8EIX	4218	.032"
2006-2003	300	WILD HP 300	BR8EG SLD	3992	BR8EIX SLD	6747	.024"
2005-2003	240	WILD HP 240	BPR6ES SLD	4008	BPR6EIX	6637	.032"
HONDA							
2014	700	SXS700	BKR5E-11 #	6953	BKR5EIX-11	5464	.044"
2014	700	SXS700M2	BKR5E-11 #	6953	BKR5EIX-11	5464	.044"
2014	700	SXS700M4	BKR5E-11 #	6953	BKR5EIX-11	5464	.044"
2017-2015	700	SXS700M 2, 2D, 4, 4D - PIONEER 700	CPR6EB-9 #	5958	---	---	.036"
2009-2008	700	TRX700XX	ZFR7F-11	6855	---	---	.044"
2011-2009	680	BIG RED	BKR5E-11 #	6953	BKR5EIX-11	5464	.044"
2009-2006	680	FOURTRAX RINCON	---	---	IFR5L11 #	6502	.044"
2014-2006	680	RINCON	---	---	IFR5L11 #	6502	.044"
2017-2015	680	TRX680FA	CPR6EB-9 #	5958	---	---	.036"
2005-2003	650	RINCON	---	---	IFR5L11 #	6502	.044"
2013-2005	500	FOREMAN 4X4	BKR5E-11 #	6953	BKR5EIX-11	5464	.044"
2014-2001	500	FOURTRAX FOURMAN RUBICON	---	---	IJR7A9 #	7901	.036"
2017-2015	500	TRX500 FA,FE,FM	BKR5E-11 #	6953	BKR5EIX-11	5464	.044"
2014-2009	500	TRX500FPA	---	---	IJR7A9 #	7901	.036"
2004-1998	450	FOREMAN - TRX450FE, FM	DPR7EA-9 ^	5129	DPR7EIX-9	7803	.036"
1999-1998	450	FOURTRAX FOURMAN - TRX450ES, S	DPR6EA-9 ^	5531	---	---	.036"
2001-2000	450	RUBICON - TRX450S	DPR6EA-9 ^	5531	---	---	.036"
2009-2006	450	TRX450ER	---	---	IFR7L11 #	5114	.044"
2014-2012	450	TRX450ER	---	---	IFR7L11 #	5114	.044"
2005-2004	450	TRX450R	---	---	IFR8H11 #	5068	.044"
2009-2006	450	TRX450R	---	---	IFR7L11 #	5114	.044"
2017-2007	420	FOURTRAX RANCHER 4X4 - TRX420FE/FM/TE/TM	BKR5E-11 #	6953	BKR5EIX-11	5464	.044"
2017-2009	420	RANCHER - TRX420FA/FPA/FPE/FPM	BKR5E-11 #	6953	BKR5EIX-11	5464	.044"
1990-1989	400	FL400R	BR7ES	5122	BR7EIX	6664	.032"
2004-1995	400	FOREMAN	DPR7EA-9 ^	5129	DPR7EIX-9	7803	.036"
2004-2002	400	FOREMAN S - TRX400FM	DPR7EA-9 ^	5129	DPR7EIX-9	7803	.036"
2000-1999	400	FOURTRAX 400EX - TRX400EX	DPR8Z #	4730	---	---	.028"
2007-2004	400	FOURTRAX RANCHER	DPR7EA-9 ^	5129	DPR7EIX-9	7803	.036"
2009-1999	400	SPORTTRAX 400EX - TRX400EX	DPR8Z #	4730	---	---	.028"
2009	400	TR400X	DPR8Z #	4730	---	---	.028"
2014-2013	400	TRX400X	DPR8Z #	4730	---	---	.028"
1986-1985	350	ATC350X	DR8ES-L	2923	DR8EIX	6681	.028"
1989-1987	350	FOREMAN - TRX350D	DR8ES-L	2923	DR8EIX	6681	.028"
1986	350	FOURTRAX - TRX350	BR8ES ^	5422	BR8EIX	5044	.032"
1985	350	ODYSSEY - FL350R	BR9ES ^	5722	BR9EIX	3981	.032"
2006-2000	350	RANCHER 4X4	DPR7EA-9 ^	5129	DPR7EIX-9	7803	.036"
2006-2000	350	RANCHER 4X4 ES - TRX350FE	DPR7EA-9 ^	5129	DPR7EIX-9	7803	.036"
2006-2000	350	RANCHER ES - TRX350TE	DPR7EA-9 ^	5129	DPR7EIX-9	7803	.036"
1987-1986	350	TRX350	DR8ES-L	2923	DR8EIX	6681	.028"
2000-1988	300	FOURTRAX - TRX300	DPR8EA-9 ^	4929	DPR8EIX-9	2202	.036"
2000-1988	300	FOURTRAX 4X4 - TRX300FW	DPR8EA-9 ^	4929	DPR8EIX-9	2202	.036"
2009-1993	300	SPORT TRAX 300EX - TRX300EX	DR8ES-L #	2923	DR8EIX	6681	.028"
2009	300	TRX300	DR8ES-L	2923	DR8EIX	6681	.028"
1987-1985	250	ATC250ES - BIG RED	DR8ES-L	2923	DR8EIX	6681	.028"
1981	250	ATC250R	B8ES	2411	BR8EIX	5044	.032"
1983-1982	250	ATC250R	BR8ES ^	5422	BR8EIX	5044	.032"
1986-1984	250	ATC250R	BR9ES ^	5722	BR9EIX	3981	.032"
1987-1985	250	ATC250SX	DR8ES-L	2923	DR8EIX	6681	.028"

ATVs / VTTs

Denotes Original Equipment

^ Available in Blister Pack (see page 6)

Note: Due to different operating or engine conditions an alternate heat range plug maybe required.

MAKE/YR	ENGINE	MODEL NOTES	REGULAR PLUG	STK#	PREMIUM PLUG	STK#	GAP
HONDA Cont'd							
1980-1977	250	FL250	BR7ES	5122	BR7EIX	6664	.032"
1981	250	FL250	BR8ES ^	5422	BR8EIX	5044	.032"
1984-1982	250	FL250	BR9ES ^	5722	BR9EIX	3981	.032"
1987-1985	250	TRX250 - RECON	DR8ES-L	2923	DR8EIX	6681	.028"
2009-1999	250	TRX250	DPR8EA-9 ^	4929	DPR8EIX-9	2202	.036"
2009-2001	250	TRX250EX - SPORTRAX	DPR8EA-9 # ^	4929	DPR8EIX-9	2202	.036"
1986	250	TRX250R	BR8ES ^	5422	BR8EIX	5044	.032"
1988-1987	250	TRX250R	BR9ES ^	5722	BR9EIX	3981	.032"
1989	250	TRX250R	BPR7ES	5534	BPR7EIX	4055	.032"
2014-1997	250	TRX250TE - RECON ES	DPR8EA-9 # ^	4929	DPR8EIX-9	2202	.036"
2017-2016	250	TRX250TE	DPR7EA-9 # ^	5129	DPR7EIX-9	7803	.036"
2009-1997	250	TRX250TM - RECON	DPR8EA-9 # ^	4929	DPR8EIX-9	2202	.036"
2014-2011	250	TRX250TM - FOURTRAX RECON	DPR8EA-9 # ^	4929	DPR8EIX-9	2202	.036"
2017-2016	250	TRX250TM	DPR7EA-9 # ^	5129	DPR7EIX-9	7803	.036"
2005-1997	250	TRX250 TX - RECON	DPR8EA-9 ^	4929	DPR8EIX-9	2202	.036"
1992-1987	250	TRX250X	DR8ES-L	2923	DR8EIX	6681	.028"
2014-2011	250	TRX250X	DPR8EA-9 # ^	4929	DPR8EIX-9	2202	.036"
2017-2016	250	TRX250X	DPR7EA-9 # ^	5129	DPR7EIX-9	7803	.036"
2002-2004	230	RECON - TRX230	DPR7EA-9 ^	5129	DPR7EIX-9	7803	.036"
1981	200	ATC200	D8EA	2120	DR8EIX	6681	.028"
1983-1982	200	ATC200	DR8ES-L	2923	DR8EIX	6681	.028"
1985-1984	200	ATC200M	DR8ES-L	2923	DR8EIX	6681	.028"
1986-1984	200	ATC200S	DR8ES-L	2923	DR8EIX	6681	.028"
1987-1983	200	ATC200X	DR8ES-L	2923	DR8EIX	6681	.028"
1984	200	TRX200	DR8ES-L	2923	DR8EIX	6681	.028"
1991-1990	200	TRX200	DR8ES-L	2923	DR8EIX	6681	.028"
1998-1991	200	TRX200D	DR8ES-L	2923	DR8EIX	6681	.028"
1988-1986	200	TRX200SX	DR8ES-L	2923	DR8EIX	6681	.028"
1983-1982	200	ATC200E - BIG RED	DR8ES-L	2923	DR8EIX	6681	.028"
1984	200	ATC200ES - BIG RED	DR8ES-L	2923	DR8EIX	6681	.028"
1980	185	ATC185	D8EA	2120	DR8EIX	6681	.028"
1981	185	ATC185S	D8EA	2120	DR8EIX	6681	.028"
1983-1982	185	ATC185S	DR8ES-L	2923	DR8EIX	6681	.028"
1987-1984	125	ATC125M	DR8ES-L	2923	DR8EIX	6681	.028"
1988-1985	125	TRX125	DR8ES-L	2923	DR8EIX	6681	.028"
1981-1979	110	ATC110	D8HA	7112	---	---	.028"
1985-1982	110	ATC110	DR8HS	5123	---	---	.028"
1978-1970	90	ATC90	D8HA	7112	---	---	.028"
2009-2007	90	TRX90EX	CR7HSA # ^	4549	CR7HIX	7544	.028"
2009	90	TRX90X	CR7HSA # ^	4549	CR7HIX	7544	.028"
2014-2012	90	TRX90X	CR7HSA # ^	4549	CR7HIX	7544	.028"
2007-1993	90	TRX90 - SPORTRAX	CR7HSA # ^	4549	CR7HIX	7544	.028"
2016-2015	90	TRX90X	CR6HSA #	2983	CR6HIX	7274	.028"
1974-1973	70	ATC70	C7HSA	4629	CR7HIX	7544	.028"
1981-1978	70	ATC70	C7HSA	4629	CR7HIX	7544	.028"
1985-1982	70	ATC70	CR7HS	7223	CR7HIX	7544	.028"
1987-1986	70	TRX70	CR7HS	7223	CR7HIX	7544	.028"
HYOSUNG							
	450	TE450S	CR8E # ^	1275	CR8EIX	4218	.032"
	90	TE90	BR8HSA	5539	BR8HIX	7001	.030"
2004	90	WOW 90	BP7HS	5111	BPR7HIX	5944	.028"
	50	TE50	BPR6HS	7022	BPR6HIX	4085	.028"
2004	50	WOW 50	BP7HS	5111	BPR7HIX	5944	.028"
IRON MOUNTAIN							
	900		CR7HSA ^	4549	CR7HIX	7544	.028"
	300	4X4	DR8EA ^	7162	DR8EIX	6681	.024"



Denotes Original Equipment

^ Available in Blister Pack (see page 6)

Note: Due to different operating or engine conditions an alternate heat range plug maybe required.

MAKE/YR	ENGINE	MODEL NOTES	REGULAR PLUG	STK#	PREMIUM PLUG	STK#	GAP
IRON MOUNTAIN Cont'd							
	300	UTILITY	DR8EA ^	7162	DR8EIX	6681	.024"
	250		CR8HSA	2086	CR8HIX	7669	.028"
	170		DR8EA ^	7162	DR8EIX	6681	.024"
	90		BPR7HS ^	6422	BPR7HIX	5944	.028"
	50		BPR7HS ^	6422	BPR7HIX	5944	.028"
	50	MINI 50	BPR7HS ^	6422	BPR7HIX	5944	.028"
JETMOTO							
2007	250		DR8EB	4855	---	---	.032"
2007	200		DR8EB	4855	---	---	.032"
2007	150		C7HSA	4629	CR7HIX	7544	.028"
2007	125		C7HSA	4629	CR7HIX	7544	.028"
JOHN DEERE							
	20 HP	GATOR	BMR2A-10 #	4452	---	---	.040"
	18 HP	GATOR	BMR6A SLD	4002	---	---	.025"
	10 HP	GATOR	B5HS #	4210	---	---	.024"
	9.5 HP	GATOR	BPR5ES SLD	4006	BPR5EIX	6597	.028"
	8 HP	GATOR	BPR5ES SLD	4006	BPR5EIX	6597	.028"
2011-2010	879	PROGATOR 2020A	BPR4ES SLD ^	6578	---	---	.028"
	854	HPX 4X2	Y1021J #	97627	---	---	---
	854	HPX 4X4	Y1021J #	97627	---	---	---
	854	M-GATOR (A1)	Y1021J #	97627	---	---	---
	854	M-GATOR (A2)	Y1021J #	97627	---	---	---
	854	M-GATOR (A3)	Y1021J #	97627	---	---	---
	854	PROGATOR 2030A DIESEL - 4WD & 2WD	Y1021J #	97627	---	---	---
	854	TH 6X4 DIESEL - GATOR	Y1021J #	97627	---	---	---
	854	XUV 850D	Y1021J #	97627	---	---	---
	854	XUV 855D	Y1021J #	97627	---	---	---
	839	RSX 850I - GATOR SPORT, TRAIL	CR7EKB #	4455	---	---	.032"
	839	RSX 860I - GATOR	CR7EKB #	4455	---	---	.032"
2013	825	XUV 825I - GATOR CROSSOVER	---	---	BKR6EIX	6418	.040"
	675	HPX 4X4 - GATOR	BPR2ES SLD #	2015	---	---	.032"
	675	TH 6X4 - GATOR	BPR2ES # ^	2264	---	---	.032"
	675	TX 4X2 - GATOR	BPR2ES # ^	2264	---	---	.032"
	650	TRAIL BUCK	DCPR8E # ^	4339	DCPR8EIX	6546	.028"
2013-2010	617	HPX 4X4 - GATOR	BPR2ES # ^	2264	---	---	.032"
2010	617	XUV 620I - GATOR	BPR2ES ^	2264	---	---	.032"
	617	XUV 625I - GATOR	BPR2ES # ^	2264	---	---	.032"
	570	XUV 550, S4 - GATOR	BKR5E ^	7938	BKR5EIX	6341	.030"
	570	XUV 560 S4 - GATOR	BKR5E ^	7938	BKR5EIX	6341	.030"
2013	550	XUV 550 - GATOR CROSSOVER	BKR5E ^	7938	BKR5EIX	6341	.030"
	500	BUCK	DR8EA # ^	7162	DR8EIX	6681	.024"
	500	TRAIL BUCK	DCPR8E # ^	4339	DCPR8EIX	6546	.028"
2011-2010	401	TX 4X2 TURF - GATOR	BPR5ES SLD #	4006	BPR5EIX	6597	.030"
	400	TS 4X2 - GATOR	BPR2ES SLD #	2015	---	---	.032"
2014-2010	351	TS 4X2 - GATOR	BPR2ES # ^	2264	---	---	.032"
2013-2010	286	CX 4X2 - GATOR	BPR5ES SLD #	4006	BPR5EIX	6597	.030"
KASEA							
2005-2003	250	SKYHAWK 250	CR7HS	7223	CR7HIX	7544	.028"
2005-2003	170	SKYHAWK 170	DR8EA ^	7162	DR8EIX	6681	.024"
2005-2002	90	SKYHAWK 90	BPR7HS ^	6422	BPR7HIX	5944	.028"
KAWASAKI							
2016-2015	820	MULE PRO-FXT	---	---	IFR6B11	5368	.044"
2016	820	MULE PRO-FX	---	---	IFR6B11	5368	.044"
2016-2014	800	TERYX	CPR7EA-9 #	3901	CPR7EAIX-9	9198	.036"
2016-2014	800	TERYX 4	CPR7EA-9 #	3901	CPR7EAIX-9	9198	.036"
2016-2015	750	BRUTE FORCE 750	CPR7EA-9 #	3901	CPR7EAIX-9	9198	.036"

ATVs / VTTs

Denotes Original Equipment

^ Available in Blister Pack (see page 6)

Note: Due to different operating or engine conditions an alternate heat range plug maybe required.

MAKE/YR	ENGINE	MODEL NOTES	REGULAR PLUG	STK#	PREMIUM PLUG	STK#	GAP
KAWASAKI Cont'd							
2014-2012	750	BRUTE FORCE 4X4I EPS - KVF750GCF	CR7E # ^	4578	CR7EIX	7385	.032"
2011-2004	750	BRUTE FORCE 750 4X4I - KVF750	CR7E # ^	4578	CR7EIX	7385	.032"
2011-2009	750	TERYX - KRF750	CR7E # ^	4578	CR7EIX	7385	.032"
2013-2012	750	TERYX 4 750 4X4 - KRT750ACF	CPR7EA-9 #	3901	CPR7EAIX-9	9198	.036"
2013-2012	750	TERYX 4 750 4X4 EPS - KRT750ACFA	CPR7EA-9 #	3901	CPR7EAIX-9	9198	.036"
2013-2012	750	TERYX 4 750 4X4 EPS LE - KRT750CCF	CPR7EA-9 #	3901	CPR7EAIX-9	9198	.036"
2013-2012	750	TERYX 750 FI 4X4 - KRF750NCS	CR7E # ^	4578	CR7EIX	7385	.032"
2013-2012	750	TERYX 750 FI 4X4 LE - KRF750PCS	CR7E # ^	4578	CR7EIX	7385	.032"
2013-2012	750	TERYX 750 FI 4X4 SPORT - KRF750SCS	CR7E # ^	4578	CR7EIX	7385	.032"
2009-2004	700	KFX700	CR7E # ^	4578	CR7EIX	7385	.032"
2006-2004	700	PRAIRE - KVF700	CR7E ^	4578	CR7EIX	7385	.028"
2008-2004	700	V-FORCE - KSV700	CR7E ^	4578	CR7EIX	7385	.028"
2011-2005	650	BRUTE FORCE 4X4 - KVF650	CR7E # ^	4578	CR7EIX	7385	.032"
2013-2012	650	BRUTE FORCE 4X4 - KVF650DCF	CR7E # ^	4578	CR7EIX	7385	.032"
2014-2006	650	BRUTE FORCE 4X4I - KVF650	CR7E # ^	4578	CR7EIX	7385	.032"
2003-2002	650	PRAIRIE 650 - KVF650	CR7E ^	4578	CR7EIX	7385	.028"
2005-1993	620	MULE 2500 - KAF620-C	BMR2A	7677	---	---	.028"
2005-1993	620	MULE 2510 GAS - KAF620-A	BMR2A	7677	---	---	.028"
2005-1993	620	MULE 2520 - KAF620-B	BMR2A	7677	---	---	.028"
2005-2001	620	MULE 3000 - KAF620-G	BPR2ES SLD #	2015	---	---	.032"
2005-2001	620	MULE 3010 - KAF620-E	BPR2ES SLD #	2015	---	---	.032"
2005-2001	620	MULE 3020 - KAF620	BPR2ES SLD #	2015	---	---	.032"
2016-2009	620	MULE 4000	BPR2ES SLD #	2015	---	---	.032"
2016-2009	620	MULE 4010 4X4	BPR2ES SLD #	2015	---	---	.032"
2005-2002	540	MULE 2010 - KAF540-C	BPR5ES ^	7734	BPR5EIX	6597	.032"
2005-2002	540	MULE 2020 - KAF540-D	BPR5ES ^	7734	BPR5EIX	6597	.032"
1993-1991	540	MULE 2030 - KAF540-E	BPR5ES ^	7734	BPR5EIX	6597	.032"
2005-2003	540	MULE 2030 - KAF540-E	BPR5ES ^	7734	BPR5EIX	6597	.032"
2014-2008	450	KFX450R	CPR8EB-9	6607	---	---	.036"
1996-1991	450	MULE 1000 - KAF450	D6EA	7512	---	---	.028"
1999-1993	400	BAYOU 4X4 - KLF400	DP8EA-9	5829	DPR8EIX-9	2202	.036"
2016-2009	400	MULE 600	BPR5ES SLD #	4006	BPR5EIX	6597	.032"
2005	400	MULE 610 - KAF400A/B	BPR6ES SLD	4008	BPR6EIX	6637	.028"
2016-2009	400	MULE 610 4X4	BPR5ES SLD #	4006	BPR5EIX	6597	.032"
2015-2012	400	MULE 610 4X4 XC	BPR5ES SLD #	4006	BPR5EIX	6597	.032"
1999	400	PRAIRIE 400 - KVF400-D	DP8EA-9	5829	DPR8EIX-9	2202	.036"
2002-2000	400	PRAIRIE 400 - KVF400-D	DPR8EA-9 ^	4929	DPR8EIX-9	2202	.036"
1998-1997	400	PRAIRIE 4X4 - KVF400-A	DP8EA-9	5829	DPR8EIX-9	2202	.036"
1998	400	PRAIRIE 4X4 - KVF400-B	DP8EA-9	5829	DPR8EIX-9	2202	.036"
1999	400	PRAIRIE 4X4 - KVF400-C	DP8EA-9	5829	DPR8EIX-9	2202	.036"
2002-2000	400	PRAIRIE 4X4 - KVF400-C	DPR8EA-9 ^	4929	DPR8EIX-9	2202	.036"
2006-2003	400	SPORT - KFX400	CR7E ^	4578	CR7EIX	7385	.028"
2006-2003	400	SPORT - KSF400-A	CR7E ^	4578	CR7EIX	7385	.028"
2010-2003	360	PRAIRE 360 - KVF360	DPR8EA-9 # ^	4929	DPR8EIX-9	2202	.036"
2012	360	PRAIRE 360 - KVF360ACF	DPR8EA-9 # ^	4929	DPR8EIX-9	2202	.036"
2011-2003	360	PRAIRE 360 4X4 - KVF360	DPR8EA-9 # ^	4929	DPR8EIX-9	2202	.036"
1988-1986	300	BAYOU - KLF300	B8ES	2411	BR8EIX	5044	.032"
2004-1989	300	BAYOU - KLF300-B	DR8EA ^	7162	DR8EIX	6681	.028"
1999-1989	300	BAYOU 4X4 - KLF300-C	D8EA	2120	DR8EIX	6681	.028"
2005-2000	300	BAYOU 4X4 - KLF300-C	DR8EA ^	7162	DR8EIX	6681	.024"
2016-2012	300	BRUTE FORCE - KVF300CCF, KVF300CGF	DPR7EA-9 # ^	5129	DPR7EIX-9	7803	.036"
1999-1995	300	LAKOTA - KEF300-A	D8EA	2120	DR8EIX	6681	.028"
2000	300	LAKOTA - KEF300-A	DR8EA ^	7162	DR8EIX	6681	.024"
2003-2001	300	LAKOTA SPORT - KEF300-B	DR8EA ^	7162	DR8EIX	6681	.024"
2005-1992	300	MULE 500 - KAF300-B	BPR5ES # ^	7734	BPR5EIX	6597	.028"
2005-2000	300	MULE 520 - KAF300-D	BPR5ES # ^	7734	BPR5EIX	6597	.028"



Denotes Original Equipment

^ Available in Blister Pack (see page 6)

Note: Due to different operating or engine conditions an alternate heat range plug maybe required.

MAKE/YR	ENGINE	MODEL NOTES	REGULAR PLUG	STK#	PREMIUM PLUG	STK#	GAP
KAWASAKI Cont'd							
2005-1991	300	MULE 550 - KAF300-C	BPR5ES # ^	7734	BPR5EIX	6597	.028"
1999	300	PRAIRIE 300 - KVF300-B	D8EA	2120	DR8EIX	6681	.028"
2002-2000	300	PRAIRIE 300 - KVF300-B	DR8EA ^	7162	DR8EIX	6681	.024"
1999	300	PRAIRIE 4X4 - KVF300-A	D8EA	2120	DR8EIX	6681	.028"
2002-2000	300	PRAIRIE 4X4 - KVF300-A	DR8EA ^	7162	DR8EIX	6681	.024"
2011-2003	250	BAYOU - KLF250	DR8ES #	5423	DR8EIX	6681	.028"
1999-1987	250	MOJAVE - KSF250	DP8EA-9	5829	DPR8EIX-9	2202	.036"
2004-2000	250	MOJAVE - KSF250	DPR8EA-9 ^	4929	DPR8EIX-9	2202	.036"
1985-1982	250	PRAIRIE - KLT250	B8ES	2411	BR8EIX	5044	.032"
1988-1986	250	TECANTE - KXT250	B8ES	2411	BR8EIX	5044	.032"
1988	250	TECATE - KXF250	B8ES	2411	BR8EIX	5044	.032"
1999-1988	220	BAYOU - KLF220	D8EA	2120	DR8EIX	6681	.028"
2002-2000	220	BAYOU - KLF220-A	DR8ES	5423	DR8EIX	6681	.028"
1984-1981	200	KLT200	B7ES	1111	BR7EIX	6664	.032"
1988-1985	185	BAYOU - KLF185	D8EA	2120	DR8EIX	6681	.028"
1987-1986	185	KLT185	D8EA	2120	DR8EIX	6681	.028"
1985	160	KLT160	D8EA	2120	DR8EIX	6681	.028"
1985-1984	110	KLT110	D7EA	7912	DR7EIX	5686	.028"
1986	110	KLT110	C6HSA	3228	CR6HIX	7274	.028"
1988-1987	110	MOJAVE - KLF110	C6HSA	3228	CR6HIX	7274	.028"
2016-2007	90	KFX90	CR7HSA # ^	4549	CR7HIX	7544	.028"
2006-2003	80	KFX80	BPR7HS ^	6422	BPR7HIX	5944	.028"
2007	80	KFX80	CR7HSA # ^	4549	CR7HIX	7544	.028"
2006-2003	80	KSF80	BPR7HS ^	6422	BPR7HIX	5944	.028"
2006-2004	50	KFX50	BPR4HS	7823	---	---	.028"
2016-2007	50	KFX50	CR7HSA # ^	4549	CR7HIX	7544	.028"
2006-2003	50	KSF50-A	BPR4HS	7823	---	---	.024"
KOLPIN							
	90	90 ATV	BR8HSA #	5539	BR8HIX	7001	.030"
	50	50 ATV	BR8HSA #	5539	BR8HIX	7001	.030"
KUBOTA							
2004	900	RVT900	YE01	2649	---	---	---
	500	RTV500	BKR4E #	4421	BKR4EIX	5693	.036"
	400	RTV400CI	BR6HS # ^	3922	BR6HIX	3419	.028"
KYMCO							
2009-2006	500	MXU 500	CR7E ^	4578	CR7EIX	7385	.028"
2010	500	MXU 500 IRS	CR8E ^	1275	CR8EIX	4218	.030"
2011	500	MXU 500 IRS	CR7E ^	4578	CR7EIX	7385	.028"
2011-2010	500	UXV 500	CR7E ^	4578	CR7EIX	7385	.028"
2011-2010	375	MAXXER 375 4X4 IRS	CR8E # ^	1275	CR8EIX	4218	.030"
2011-2010	375	MXU375 IRS	CR8E # ^	1275	CR8EIX	4218	.030"
2008	300	MAXXER 300	DPR7EA-9 ^	5129	DPR7EIX-9	7803	.036"
2011-2006	300	MONGOOSE 300	DPR7EA-9 ^	5129	DPR7EIX-9	7803	.036"
2011-2002	300	MXU300	DPR7EA-9 ^	5129	DPR7EIX-9	7803	.036"
2008	250	MAXXER 250	DPR7EA-9 ^	5129	DPR7EIX-9	7803	.036"
2009-2004	250	MONGOOSE 250	DPR7EA-9 # ^	5129	DPR7EIX-9	7803	.036"
2009-2002	250	MXU250	DPR7EA-9 # ^	5129	DPR7EIX-9	7803	.036"
2007	150	MXER 150	DR8EA ^	7162	DR8EIX	6681	.030"
2005-2002	150	MXER150	CR8E # ^	1275	CR8EIX	4218	.032"
2011-2002	150	MXU 150	DR8EA ^	7162	DR8EIX	6681	.036"
2010-2004	90	MONGOOSE 90	CR7HSA ^	4549	CR7HIX	7544	.028"
2010-2007	70	MONGOOSE 70	CR7HSA ^	4549	CR7HIX	7544	.028"
2008	50	MAXXER 50	CR7HSA ^	4549	CR7HIX	7544	.028"
2011-2004	50	MONGOOSE 50	BR8HSA #	5539	BR8HIX	7001	.030"
2005-2002	50	MXER50	BR8HSA #	5539	BR8HIX	7001	.030"

ATVs / VTTs

Denotes Original Equipment

^ Available in Blister Pack (see page 6)

Note: Due to different operating or engine conditions an alternate heat range plug maybe required.

MAKE/YR	ENGINE	MODEL NOTES	REGULAR PLUG	STK#	PREMIUM PLUG	STK#	GAP
LEM							
2010-2009	125	CONDOR R	CR7HSA # ^	4549	CR7HIX	7544	.028"
2013-2009	110	CONDOR BOY	CR7HSA # ^	4549	CR7HIX	7544	.028"
2013-2009	75	CONDOR KID	CR7HSA # ^	4549	CR7HIX	7544	.028"
2005	50	BEETLEBUG	B7HS #	5110	BR7HIX	7067	.028"
2004-1997	50	CAYMAN	BR8HS ^	4322	BR8HIX	7001	.028"
2004-2003	50	CAYMAN LC	B7HS #	5110	BR7HIX	7067	.028"
2008	50	CAYMAN R	CR7HSA # ^	4549	CR7HIX	7544	.028"
2008	50	CAYMAN S	CR7HSA # ^	4549	CR7HIX	7544	.028"
2005-2003	50	CAYMAN S6	B7HS #	5110	BR7HIX	7067	.028"
2004-1997	50	CONDOR	BR8HS ^	4322	BR8HIX	7001	.028"
2007-2003	50	CONDOR S6	B7HS #	5110	BR7HIX	7067	.028"
LIFAN							
	250	LF250ST	C7HSA	4629	CR7HIX	7544	.030"
	250	LF250ST-10	C7HSA	4629	CR7HIX	7544	.030"
	250	LF250ST-2	D8EA	2120	DR8EIX	6681	.030"
	250	LF250ST-5	D8EA	2120	DR8EIX	6681	.030"
	150	LF150ST	C7HSA	4629	CR7HIX	7544	.030"
	150	LF150ST-3	C7HSA	4629	CR7HIX	7544	.030"
	150	LF150ST-5	C7HSA	4629	CR7HIX	7544	.030"
	150	LF150ST-A	C7HSA	4629	CR7HIX	7544	.030"
	125	LF125ST	C7HSA	4629	CR7HIX	7544	.030"
	125	LF125ST-2	C7HSA	4629	CR7HIX	7544	.030"
	125	LF125ST-A	C7HSA	4629	CR7HIX	7544	.030"
	110	LF110ST	C7HSA	4629	CR7HIX	7544	.030"
	110	LF110ST-3	C7HSA	4629	CR7HIX	7544	.030"
	100	LF100ST	C7HSA	4629	CR7HIX	7544	.030"
	100	LF100ST-5	C7HSA	4629	CR7HIX	7544	.030"
	100	LF100ST-A	C7HSA	4629	CR7HIX	7544	.030"
	100	LF100ST-B	C7HSA	4629	CR7HIX	7544	.030"
	90	LF90ST	C7HSA	4629	CR7HIX	7544	.030"
	70	LF70ST-6	C7HSA	4629	CR7HIX	7544	.030"
	50	LF50ST	C7HSA	4629	CR7HIX	7544	.030"
	50	LF50ST-5	C7HSA	4629	CR7HIX	7544	.030"
	50	LF50ST-A	C7HSA	4629	CR7HIX	7544	.030"
MAHINDRA							
	750	MPACT XTV 750	BKR5E ^	7938	BKR5EIX	6341	.030"
MANCO							
	18 HP	618 SUPER DEUCE	BPR5ES SLD	4006	BPR5EIX	6597	.028"
	5 HP	MINY INDY	BPR6HS #	7022	BPR6HIX	4085	.028"
	4 HP	STOCK CAR	BPR6HS #	7022	BPR6HIX	4085	.028"
	404	XTK-713E	BPR6HS #	7022	BPR6HIX	4085	.028"
	275	CRAFTSMAN	DR7EA #	7839	DR7EIX	5686	.028"
	265	AERFORCE KART	BPR6HS #	7022	BPR6HIX	4085	.028"
	260	8264	DR8EA # ^	7162	DR8EIX	6681	.024"
	260	8260E	DR8EA # ^	7162	DR8EIX	6681	.024"
	260	TALON	DR7EA #	7839	DR7EIX	5686	.028"
	211	AERFORCE KART	BPR6HS #	7022	BPR6HIX	4085	.028"
	211	INTRUDER KART	BPR6HS #	7022	BPR6HIX	4085	.028"
	169	ELIMINATOR KART	BPR6HS #	7022	BPR6HIX	4085	.028"
	169	EZ RIDER	BPR6HS #	7022	BPR6HIX	4085	.028"
	126	BANDIT KART	BPR6HS #	7022	BPR6HIX	4085	.028"
	126	CRITTER KART	BPR6HS #	7022	BPR6HIX	4085	.028"
	126	ELIMINATOR KART	BPR6HS #	7022	BPR6HIX	4085	.028"
	126	FORCE FIVE KART	BPR6HS #	7022	BPR6HIX	4085	.028"
	126	QUICKSILVER KART	BPR6HS #	7022	BPR6HIX	4085	.028"
	90	ZSR-90	BPR7HS # ^	6422	BPR7HIX	5944	.028"



Denotes Original Equipment

^ Available in Blister Pack (see page 6)

Note: Due to different operating or engine conditions an alternate heat range plug maybe required.

MAKE/YR	ENGINE	MODEL NOTES	REGULAR PLUG	STK#	PREMIUM PLUG	STK#	GAP
MANCO Cont'd							
	50	ZSR-50	BPR7HS # ^	6422	BPR7HIX	5944	.028"
MIDWEST							
	2500	STX2500 - STRYKER	DPR7EA-9 # ^	5129	DPR7EIX-9	7803	.036"
	800	UTX800 - BASE MODEL	BPR6ES SLD	4008	BPR6EIX	6637	.032"
	800	UTX800 - HUNTER MODEL	BPR6ES SLD	4008	BPR6EIX	6637	.032"
	800	UTX800 - RAGE	DCPR7E	3932	DCPR7EIX	6046	.040"
	800	UTX800 - SPORT MODEL	BPR6ES SLD	4008	BPR6EIX	6637	.032"
	700	UTX700 - REDNECK	DPR8EA-9 # ^	4929	DPR8EIX-9	2202	.036"
	700	UTX700 - SUPERCREW	DPR8EA-9 # ^	4929	DPR8EIX-9	2202	.036"
	700	UTX700 SE - REDNECK	DPR8EA-9 # ^	4929	DPR8EIX-9	2202	.036"
	700	WRX700I - ROUGHNECK	DPR8EA-9 # ^	4929	DPR8EIX-9	2202	.036"
	600	WRX600I - ROUGHNECK	DPR8EA-9 # ^	4929	DPR8EIX-9	2202	.036"
	500	UTX500 - REDNECK	DR8EA # ^	7162	DR8EIX	6681	.028"
	500	WRX500I - ROUGHNECK	DR8EA # ^	7162	DR8EIX	6681	.027"
	400	JS400	DR7EA	7839	DR7EIX	5686	.028"
	400	WRX400 - ROUGHNECK	DR8EA # ^	7162	DR8EIX	6681	.028"
	300	FRX300R - NITRO	DR8EA # ^	7162	DR8EIX	6681	.028"
	300	WRX300I - ROUGHNECK	DR8EA # ^	7162	DR8EIX	6681	.028"
	250	JS250	DR7EA	7839	DR7EIX	5686	.028"
	250	WRX250 - ROUGHNECK	DR8EA # ^	7162	DR8EIX	6681	.028"
	200	FRX200R - NITRO	DR8EA # ^	7162	DR8EIX	6681	.028"
	200	QM200	DR7EA	7839	DR7EIX	5686	.028"
	150	FRX150R - NITRO	CR7HSA # ^	4549	CR7HIX	7544	.028"
	150	UTX150JR	CR7HSA # ^	4549	CR7HIX	7544	.028"
	150	WRX150 - ROUGHNECK	CR7HSA # ^	4549	CR7HIX	7544	.028"
	125	NSR 125X	CR7HSA # ^	4549	CR7HIX	7544	.028"
	110	FRX110R - NITRO	CR7HSA # ^	4549	CR7HIX	7544	.028"
	110	JS110S	CR6HSA	2983	CR6HIX	7274	.028"
	110	QM110	CR6HSA	2983	CR6HIX	7274	.028"
	90	FRX90R - NITRO	CR7HSA # ^	4549	CR7HIX	7544	.028"
	90	JC90S	CR6HSA	2983	CR6HIX	7274	.028"
	70	FRX70 - NITRO	CR7HSA # ^	4549	CR7HIX	7544	.028"
	50	FRX50 - MICRO NITRO	CR7HSA # ^	4549	CR7HIX	7544	.028"
	50	JC50QS	CR6HSA	2983	CR6HIX	7274	.028"
	50	MX50	B6HS	7534	BR6HIX	3419	.028"
MOTOFINO							
2007-2005	250	MF250DB	D7EA	7912	DR7EIX	5686	.028"
2007-2005	250	MF250ST	DP8EA-9	5829	DPR8EIX-9	2202	.036"
2007-2005	150	MF150DB	CR7HSA # ^	4549	CR7HIX	7544	.028"
2007-2005	150	MF150ST	CR7HSA # ^	4549	CR7HIX	7544	.028"
2007-2005	110	MF110DB	CR7HSA # ^	4549	CR7HIX	7544	.028"
2007-2005	110	MF110ST	CR7HSA # ^	4549	CR7HIX	7544	.028"
2007-2005	100	MF100ST	CR7HSA # ^	4549	CR7HIX	7544	.028"
MOUNTAINEER							
2006	300	300	DR8EA # ^	7162	DR8EIX	6681	.024"
2006	260	260	DR8EA # ^	7162	DR8EIX	6681	.024"
PANDA							
2001-2000	125	KD125A	C6HSA	3228	CR6HIX	7274	.028"
2001-2000	80	KD80A	C6HSA	3228	CR6HIX	7274	.028"
2001-2000	50	KD50A	C6HSA	3228	CR6HIX	7274	.028"
POLARIS							
	30 HP	UTV 4X4	BKR5E # ^	7938	BKR5EIX	6341	.028"
	30 HP	UTV 6X6	BKR5E # ^	7938	BKR5EIX	6341	.028"
	24 HP	UTV 2X4	BKR5E # ^	7938	BKR5EIX	6341	.028"
2015	1000	FOREST 1000 EU	LZKAR7A	6799	---	---	.036"
2016-2015	1000	RZR XP 1000	MR7F #	95897	---	---	.032"

ATVs / VTTs

Denotes Original Equipment

^ Available in Blister Pack (see page 6)

Note: Due to different operating or engine conditions an alternate heat range plug maybe required.

MAKE/YR	ENGINE	MODEL NOTES	REGULAR PLUG	STK#	PREMIUM PLUG	STK#	GAP
POLARIS Cont'd							
2016-2015	1000	RZR XP, XP4 1000	MR7F #	95897	---	---	.032"
2016	1000	RZR XP, XP4 TURBO - TURBO	MR8F #	90299	---	---	.032"
2017	1000	RZR XP, XP4 TURBO - TURBO	MR9F #	95884	---	---	.032"
2016-2015	1000	SCRAMBLER 1000 MD	LZKAR7A	6799	---	---	.036"
2016	1000	SCRAMBLER 1000 TRACTOR	LZKAR7A	6799	---	---	.036"
2014	1000	SCRAMBLER 1000 XP	LZKAR7A	6799	---	---	.036"
2016-2015	1000	SCRAMBLER XP 1000	LZKAR7A	6799	---	---	.036"
2015	1000	SCRAMBLER XP 1000 EU	LZKAR7A	6799	---	---	.036"
2014	1000	SCRAMBLER XP 1000 HO	LZKAR7A	6799	---	---	.036"
2016	1000	SPORTSMAN 1000 HL	LZKAR7A	6799	---	---	.036"
2016-2015	1000	SPORTSMAN 1000 MD	LZKAR7A	6799	---	---	.036"
2016	1000	SPORTSMAN 1000 TRACTOR	LZKAR7A	6799	---	---	.036"
2016-2015	1000	SPORTSMAN 1000 XP	LZKAR7A	6799	---	---	.036"
2016	1000	SPORTSMAN 1000 ZUG	LZKAR7A	6799	---	---	.036"
2016-2015	1000	SPORTSMAN TOURING 1000	LZKAR7A	6799	---	---	.036"
2016	1000	SPORTSMAN TOURING TRACTOR 1000	LZKAR7A	6799	---	---	.036"
2017	925	RZR XP 4 TURBO	MR9F #	95884	---	---	.032"
2017	925	RZR XP TURBO	MR9F #	95884	---	---	.032"
2014-2013	900	RANGER 900 XP	---	---	CR9EIX	3521	.032"
2015	900	RANGER CREW 900	MR7F #	95897	---	---	.032"
2015	900	RANGER ETX	MR7F #	95897	---	---	.032"
2012	900	RANGER RZR 4 XP 900	---	---	CR9EIX	3521	.032"
2014-2013	900	RANGER RZR XP 4 900 EFI	---	---	CR9EIX	3521	.032"
2011	900	RANGER RZR XP 900	---	---	CR9EIX	3521	.032"
2014-2012	900	RANGER RZR XP 900 EFI	---	---	CR9EIX	3521	.032"
2015	900	RZR 4 900	MR7F #	95897	---	---	.032"
2015	900	RZR 900	MR7F #	95897	---	---	.032"
2011-2009	850	SPORTSMAN 850	LZKAR7A	6799	---	---	.036"
2013-2012	850	SPORTSMAN FOREST 850	LZKAR7A	6799	---	---	.036"
2013	850	SPORTSMAN TOURING 850 EPS INTL	LZKAR7A	6799	---	---	.036"
2013	850	SPORTSMAN TOURING 850 HO EPS	LZKAR7A	6799	---	---	.036"
2012	850	SPORTSMAN TOURING EPS 850	LZKAR7A	6799	---	---	.036"
2013-2012	850	SPORTSMAN XP 850	LZKAR7A	6799	---	---	.036"
2013	850	SPORTSMAN XP 850 HO EPS	LZKAR7A	6799	---	---	.036"
2012	850	SPORTSMAN XP EPS 850	LZKAR7A	6799	---	---	.036"
2013-2012	800	RANGER 6X6 800	BKR7E	4644	BKR7EIX	2667	.036"
2013	800	RANGER 800 CREW	BKR7E	4644	BKR7EIX	2667	.036"
2012	800	RANGER CREW 800	BKR7E	4644	BKR7EIX	2667	.036"
2012	800	RANGER RZR 4 800 EFI	BKR7E	4644	BKR7EIX	2667	.036"
2012	800	RANGER RZR 800 EFI	BKR7E	4644	BKR7EIX	2667	.036"
2012	800	RANGER RZR 800 EFI EPS	BKR7E	4644	BKR7EIX	2667	.036"
2012	800	RANGER RZR S 800 EFI	BKR7E	4644	BKR7EIX	2667	.036"
2012	800	RANGER XP 800	BKR7E	4644	BKR7EIX	2667	.036"
2011-2005	800	SPORTSMAN 800	BKR7E	4644	BKR7EIX	2667	.036"
2013-2012	800	SPORTSMAN 800 EFI	BKR7E	4644	BKR7EIX	2667	.036"
2013	800	SPORTSMAN 800 EFI 6X6	BKR7E	4644	BKR7EIX	2667	.036"
2009-2007	800	SPORTSMAN 800 X2	BKR7E	4644	BKR7EIX	2667	.036"
2012	800	SPORTSMAN BIG BOSS 6X6 800 EFI	BKR7E	4644	BKR7EIX	2667	.036"
2013-2012	800	SPORTSMAN FOREST 800	BKR7E	4644	BKR7EIX	2667	.036"
2013-2012	800	SPORTSMAN FOREST 800 6X6	BKR7E	4644	BKR7EIX	2667	.036"
2011-2010	760	RANGER 6X6 800	BKR7E	4644	BKR7EIX	2667	.036"
2011-2010	760	RANGER 800 CREW	BKR7E	4644	BKR7EIX	2667	.036"
2011-2010	760	RANGER 800 HD	BKR7E	4644	BKR7EIX	2667	.036"
2011-2010	760	RANGER 800 XP	BKR7E	4644	BKR7EIX	2667	.036"
2010	760	RANGER CREW 800	BKR7E	4644	BKR7EIX	2667	.036"
2011-2010	760	RANGER RZR 4	BKR7E	4644	BKR7EIX	2667	.036"



Denotes Original Equipment

^ Available in Blister Pack (see page 6)

Note: Due to different operating or engine conditions an alternate heat range plug maybe required.

MAKE/YR	ENGINE	MODEL NOTES	REGULAR PLUG	STK#	PREMIUM PLUG	STK#	GAP
POLARIS Cont'd							
2011-2009	760	RANGER RZR 800	BKR7E	4644	BKR7EIX	2667	.036"
2006	700	RANGER 4X4 AND 6X6	BKR7E	4644	BKR7EIX	2667	.036"
2009	700	RANGER 6X6 700 EFI	BKR7E	4644	BKR7EIX	2667	.036"
2009	700	RANGER CREW 700	BKR7E	4644	BKR7EIX	2667	.036"
2009	700	RANGER HD 700	BKR7E	4644	BKR7EIX	2667	.036"
2009	700	RANGER XP 700	BKR7E	4644	BKR7EIX	2667	.036"
2008-2002	700	SPORTSMAN - EH69	BKR7E	4644	BKR7EIX	2667	.036"
2006-2004	653	RANGER TM	BPR4ES SLD ^	6578	---	---	.028"
2005-2003	600	SPORTSMAN - EH060	BKR7E	4644	BKR7EIX	2667	.036"
2015	570	570 EFI/EPS FOREST TRACTOR	MR7F #	95897	---	---	.032"
2015	570	570 TR PRM PS MD	MR7F #	95897	---	---	.032"
2015-2014	570	RANGER 570 EFI	MR7F #	95897	---	---	.032"
2015	570	RANGER 570 EFI CREW	MR7F #	95897	---	---	.032"
2015	570	RANGER 570 EFI FULL SIZE CREW	MR7F #	95897	---	---	.032"
2015	570	RANGER 570 FULL SIZE	MR7F #	95897	---	---	.032"
2014	570	RANGER CREW 570 EFI	MR7F #	95897	---	---	.032"
2012	570	RANGER RZR 570 EFI	---	---	CR9EIX	3521	.032"
2015-2014	570	RZR 570	MR7F #	95897	---	---	.032"
2013-2012	570	RZR 570 EFI	---	---	CR9EIX	3521	.032"
2015-2014	570	SPORTSMAN 570 EFI	MR7F #	95897	---	---	.032"
2015-2014	570	SPORTSMAN 570 EFI EPS	MR7F #	95897	---	---	.032"
2015-2014	570	SPORTSMAN 570 EFI EPS FOREST	MR7F #	95897	---	---	.032"
2015	570	SPORTSMAN 570 EFI EPS MD	MR7F #	95897	---	---	.032"
2014	570	SPORTSMAN 570 EFI HD	MR7F #	95897	---	---	.032"
2015	570	SPORTSMAN 570 EFI MD	MR7F #	95897	---	---	.032"
2015	570	SPORTSMAN 570 EFI UTE HD	MR7F #	95897	---	---	.032"
2014	570	SPORTSMAN 570 EFI UTE HD EPS	MR7F #	95897	---	---	.032"
2015	570	SPORTSMAN 570 EFI X2 EPS	MR7F #	95897	---	---	.032"
2014	570	SPORTSMAN 570 FOREST	MR7F #	95897	---	---	.032"
2015	570	SPORTSMAN 570 HD	MR7F #	95897	---	---	.032"
2015	570	SPORTSMAN 570 SP	MR7F #	95897	---	---	.032"
2015	570	SPORTSMAN 570 SP EPS, QUAD	MR7F #	95897	---	---	.032"
2015	570	SPORTSMAN 570 SP EPS, TRACTOR	MR7F #	95897	---	---	.032"
2015	570	SPORTSMAN 570 SP MD	MR7F #	95897	---	---	.032"
2015	570	SPORTSMAN 570 SP TOURING	MR7F #	95897	---	---	.032"
2015	570	SPORTSMAN ACE 570 EFI	MR7F #	95897	---	---	.032"
2015	570	SPORTSMAN ACE 570 HD	MR7F #	95897	---	---	.032"
2014	570	SPORTSMAN TOURING 570 EFI	MR7F #	95897	---	---	.032"
2015	570	SPORTSMAN TOURING 570 EFI MD	MR7F #	95897	---	---	.032"
2015	570	SPORTSMAN TOURING 570 EFI/EPS	MR7F #	95897	---	---	.032"
2013-2009	550	SPORTSMAN 550	BKR6E #	6962	BKR6EIX	6418	.036"
2013-2012	550	SPORTSMAN 550 EPS	BKR6E	6962	BKR6EIX	6418	.036"
2013-2012	550	SPORTSMAN FOREST 550	BKR6E	6962	BKR6EIX	6418	.036"
2013-2012	550	SPORTSMAN TOURING 550 EPS	BKR6E	6962	BKR6EIX	6418	.036"
2013-2012	550	SPORTSMAN X2 550	BKR6E	6962	BKR6EIX	6418	.036"
2011-2007	525	OUTLAW 525	DCPR8E SLD	4179	DCPR8EIX	6546	.028"
2005-2004	500	ATP 500	BKR6E #	6962	BKR6EIX	6418	.036"
2003-2002	500	ATV PRO - EH50	BKR5E ^	7938	BKR5EIX	6341	.028"
1999-1998	500	BIG BOSS - EH50	BKR5E ^	7938	BKR5EIX	6341	.028"
2003-2002	500	LIGHT UTILITY HAULER - EH50	BKR5E ^	7938	BKR5EIX	6341	.028"
1999	500	MAGNUM	BKR5E ^	7938	BKR5EIX	6341	.028"
2007-2006	500	OUTLAW	DCPR8E SLD	4179	DCPR8EIX	6546	.028"
2007-2003	500	PREDATOR 500 - ES50	DCPR8E SLD	4179	DCPR8EIX	6546	.028"
2003-1999	500	RANGER - EH50	BKR5E ^	7938	BKR5EIX	6341	.028"
2005-2004	500	RANGER - EH50	BKR6E #	6962	BKR6EIX	6418	.036"
2007-2006	500	RANGER - EH50	BKR5E ^	7938	BKR5EIX	6341	.028"

ATVs / VTTs

Denotes Original Equipment

^ Available in Blister Pack (see page 6)

Note: Due to different operating or engine conditions an alternate heat range plug maybe required.

MAKE/YR	ENGINE	MODEL NOTES	REGULAR PLUG	STK#	PREMIUM PLUG	STK#	GAP
POLARIS Cont'd							
2011-2009	500	RANGER 4X4 500 EFI	BKR5E # ^	7938	BKR5EIX	6341	.036"
2012	500	RANGER 500 4X4	BKR5E ^	7938	BKR5EIX	6341	.036"
2012	500	RANGER 500 4X4 CREW	BKR5E ^	7938	BKR5EIX	6341	.036"
2011	500	RANGER 500 CREW	BKR5E # ^	7938	BKR5EIX	6341	.036"
2013	500	RANGER 500 CREW MIDSIZE	BKR5E ^	7938	BKR5EIX	6341	.036"
2013	500	RANGER 500 MIDSIZE	BKR5E ^	7938	BKR5EIX	6341	.036"
1999-1998	500	SCRAMBLER - EH50	BKR5E ^	7938	BKR5EIX	6341	.028"
2011-2000	500	SCRAMBLER 500 - EH50	BKR6E #	6962	BKR6EIX	6418	.036"
2012	500	SCRAMBLER 500 4X4	BKR6E	6962	BKR6EIX	6418	.036"
2004-1996	500	SPORTSMAN - EH50	BKR5E ^	7938	BKR5EIX	6341	.028"
2011-2005	500	SPORTSMAN 500 - EH50	BKR6E #	6962	BKR6EIX	6418	.036"
2012	500	SPORTSMAN 500 HO	BKR6E	6962	BKR6EIX	6418	.036"
2008-2005	500	SPORTSMAN 6X6	BKR5E # ^	7938	BKR5EIX	6341	.036"
2004	500	SPORTSMAN 6X6	BKR6E #	6962	BKR6EIX	6418	.036"
2013-2012	500	SPORTSMAN FOREST 500	BKR6E	6962	BKR6EIX	6418	.036"
2012	500	SPORTSMAN FOREST TRACTOR 500	BKR6E	6962	BKR6EIX	6418	.036"
2011-2000	500	SPORTSMAN H.O. - EH50	BKR6E #	6962	BKR6EIX	6418	.036"
2013-2012	500	SPORTSMAN TOURING 500 HO	BKR6E	6962	BKR6EIX	6418	.036"
2009-2007	500	SPORTSMAN X2	BKR6E #	6962	BKR6EIX	6418	.036"
2001	500	TRAIL BOSS - EH50	BKR6E #	6962	BKR6EIX	6418	.036"
2003-2002	500	UTILITY TASK FORCE - EH50	BKR5E ^	7938	BKR5EIX	6341	.028"
1998-1997	500	XPLOER - EH50	BKR5E ^	7938	BKR5EIX	6341	.025"
2011-2009	455	SPORTSMAN 400	BKR6E #	6962	BKR6EIX	6418	.036"
2010-2008	450	OUTLAW 450	DCPR8E SLD	4179	DCPR8EIX	6546	.028"
2007-2006	450	SPORTSMAN - EH460	BKR6E #	6962	BKR6EIX	6418	.036"
2002-1995	425	MAGNUM - EH42	BKR5E ^	7938	BKR5EIX	6341	.025"
2005-2002	425	RANGER - EH42	BKR5E ^	7938	BKR5EIX	6341	.028"
2004-2001	425	SPORTSMAN 400 - EH42	BKR5E ^	7938	BKR5EIX	6341	.028"
2002-2001	425	XPEDITION - EH42	BKR5E ^	7938	BKR5EIX	6341	.025"
1997-1995	400	BIG BOSS - EC38	BR8ES SLD	3961	BR8EIX SLD	6747	.028"
2013-2012	400	HAWKEYE 400 HO 2X4	BKR6E	6962	BKR6EIX	6418	.036"
2012	400	RANGER 400 4X4	BKR6E	6962	BKR6EIX	6418	.036"
2013	400	RANGER 400 MIDSIZE	BKR6E	6962	BKR6EIX	6418	.036"
2010	400	RANGER 4X4 400	BKR5E # ^	7938	BKR5EIX	6341	.036"
2011	400	RANGER 4X4 400	BKR6E #	6962	BKR6EIX	6418	.036"
2002-1994	400	SCRAMBLER - EC38	BR8ES SLD	3961	BR8EIX SLD	6747	.028"
1999-1995	400	SPORT - EC38	BR8ES SLD	3961	BR8EIX SLD	6747	.028"
2008-2003	400	SPORTSMAN - EC38	BKR5E # ^	7938	BKR5EIX	6341	.036"
1997-1994	400	SPORTSMAN - EC38	BR8ES SLD	3961	BR8EIX SLD	6747	.028"
2013-2012	400	SPORTSMAN 400 HO 4X4	BKR6E	6962	BKR6EIX	6418	.036"
2003	400	TRAIL BLAZER 400 - EC38	BR8ES SLD	3961	BR8EIX SLD	6747	.028"
2002-1994	400	XPLOER - EC38	BR8ES SLD	3961	BR8EIX SLD	6747	.028"
1997-1996	400	XPRESS - EC38	BR8ES SLD	3961	BR8EIX SLD	6747	.028"
1993-1990	350	TRAIL BOSS - EC35	BR8ES SLD	3961	BR8EIX SLD	6747	.025"
2000-1999	335	SPORTSMAN - ES33	BKR7E #	4644	BKR7EIX	2667	.028"
2005-2004	330	ATP 330 HO - EH50PLE200/201	BKR6E #	6962	BKR6EIX	6418	.036"
2006-2004	330	MAGNUM 330 - MAGNUM	BKR6E #	6962	BKR6EIX	6418	.036"
2013-2008	330	TRAIL BLAZER 330	BKR6E #	6962	BKR6EIX	6418	.036"
2013-2004	330	TRAIL BOSS 330	BKR6E #	6962	BKR6EIX	6418	.036"
2015	325	HAWKEYE 325 2X4	MR7F #	95897	---	---	.032"
2015	325	M1400 GAS	MR7F #	95897	---	---	.032"
2004-1994	325	MAGNUM - ES32	BKR6E #	6962	BKR6EIX	6418	.036"
2014	325	SPORTSMAN ACE	MR7F #	95897	---	---	.032"
2015	325	SPORTSMAN ACE 325 EFI	MR7F #	95897	---	---	.032"
2015	325	SPORTSMAN ACE 325 HD	MR7F #	95897	---	---	.032"
2015	325	SPORTSMAN ETX EFI	MR7F #	95897	---	---	.032"



Denotes Original Equipment

^ Available in Blister Pack (see page 6)

Note: Due to different operating or engine conditions an alternate heat range plug maybe required.

MAKE/YR	ENGINE	MODEL NOTES	REGULAR PLUG	STK#	PREMIUM PLUG	STK#	GAP
POLARIS Cont'd							
2015	325	SPORTSMAN ETX EFI MD	MR7F #	95897	---	---	.032"
2004-2000	325	TRAIL BOSS - ES32	BKR6E #	6962	BKR6EIX	6418	.036"
2002	325	XPEDITION - ES32	BKR6E #	6962	BKR6EIX	6418	.036"
2010-2006	300	HAWKEYE 300 - 2X2/4X4	CR8EB #	7784	---	---	.032"
2010-2008	300	SPORTSMAN 300 - SPORTSMAN 300	CR8EB #	7784	---	---	.032"
1999-1994	300	XPLORER - EC28	BR8ES SLD	3961	BR8EIX SLD	6747	.028"
1999-1994	300	XPRESS - EC28	BR8ES SLD	3961	BR8EIX SLD	6747	.028"
1993-1989	250	BIG BOSS - EC25	BR8ES SLD	3961	BR8EIX SLD	6747	.025"
1989-1988	250	CYCLONE - EC25	BR8ES SLD	3961	BR8EIX SLD	6747	.025"
1986-1985	250	SCRAMBLER - EC25	BR8ES SLD	3961	BR8EIX SLD	6747	.025"
2006-1990	250	TRAIL BLAZER 250 - EC250PFE153	BR8ES SLD	3961	BR8EIX SLD	6747	.028"
1999-1985	250	TRAIL BOSS - EC25	BR8ES SLD	3961	BR8EIX SLD	6747	.028"
2002-2000	250	XPLORER - EC25	BR8ES SLD	3961	BR8EIX SLD	6747	.028"
2013-2005	200	PHOENIX 200	CR6HSA #	2983	CR6HIX	7274	.028"
2010-2005	200	PHOENIX QUAD	CR7HSA # ^	4549	CR7HIX	7544	.028"
2007-2006	200	SAWTOOTH	CR6HSA #	2983	CR6HIX	7274	.028"
2013-2009	170	RANGER RZR 170	CR6HSA #	2983	CR6HIX	7274	.028"
2013-2007	90	OUTLAW 90	CR6HSA #	2983	CR6HIX	7274	.028"
2013-2007	90	SPORTSMAN 90	CR6HSA #	2983	CR6HIX	7274	.028"
2006-2003	90	YOUTH PREDATOR - AR07	BPR7HS # ^	6422	BPR7HIX	5944	.028"
2002-2001	90	YOUTH SCRAMBLER - AR07	BPR7HS # ^	6422	BPR7HIX	5944	.028"
2006-2001	90	YOUTH SPORTSMAN - AR07	BPR7HS # ^	6422	BPR7HIX	5944	.028"
2013-2008	50	OUTLAW 50	CR6HSA #	2983	CR6HIX	7274	.028"
2006-2004	50	PREDATOR 50 - AR03-01	BPR7HS # ^	6422	BPR7HIX	5944	.028"
2007	50	PREDATOR 50	CR6HSA #	2983	CR6HIX	7274	.028"
2003-2001	50	YOUTH SCRAMBLER - AR03	BPR7HS # ^	6422	BPR7HIX	5944	.028"
SUZUKI							
2013-2011	750	LT-A750X, XP, XPZ, XZ - KINGQUAD AXI 4X4	CR6E #	6965	---	---	.028"
2015-2014	750	LT-A750X, XP, XPZ, XZ	LMAR7A-9 #	4908	---	---	.036"
2009-2008	750	LT-A750X,Z	CR6E	6965	---	---	.028"
2007-2005	700	LT-A700X - KING QUAD 700	CR6E #	6965	---	---	.032"
2005-2004	700	LT-V700F - TWIN PEAKS 700	CR7E # ^	4578	CR7EIX	7385	.032"
1990-1987	500	LT-500	B8EGV	5627	BR8EIX SLD	6747	.024"
2003-2000	500	LT-A500F	CR6E	6965	---	---	.028"
2007	500	LT-A500F	CR6E	6965	---	---	.028"
2007-2004	500	LT-A500F,B,C	CR6E	6965	---	---	.028"
2014-2009	500	LT-A500X - KINGQUAD	CR6E #	6965	---	---	.032"
2015	500	LT-A500X, XP, XPZ, YZ	LMAR6A-9 #	5946	---	---	.036"
2009	500	LT-A500XP	CR6E #	6965	---	---	.028"
2007-1998	500	LT-F500F - VINSON	CR7E # ^	4578	CR7EIX	7385	.032"
2010-2007	450	LT-A450X,Z	CR6E	6965	---	---	.028"
2009-2006	450	LT-R450	CR8EB #	7784	---	---	.032"
2009-2002	400	LT-A400	CR7E # ^	4578	CR7EIX	7385	.028"
2012-2002	400	LT-A400F - KINGQUAD	CR7E # ^	4578	CR7EIX	7385	.032"
2008-2002	400	LT-F400	CR7E # ^	4578	CR7EIX	7385	.028"
2011-2002	400	LT-F400F - KINGQUAD FS	CR7E # ^	4578	CR7EIX	7385	.032"
2014-2003	400	LT-Z400 - QUADSPORT Z	CR7E # ^	4578	CR7EIX	7385	.032"
2003	400	LT-Z400F	CR7E # ^	4578	CR7EIX	7385	.028"
1989-1987	300	LT-300	D8EA	2120	DR8EIX	6681	.028"
2002-1999	300	LT-F300F	D7EA	7912	DR7EIX	5686	.028"
1993-1988	250	LT-250	D7EA	7912	DR7EIX	5686	.028"
1986-1985	250	LT-250E - QUADRUNNER	D8EA	2120	DR8EIX	6681	.028"
1986	250	LT-250EF - QUADRUNNER	D8EA	2120	DR8EIX	6681	.028"
1985	250	LT-250EF2	D8EA	2120	DR8EIX	6681	.028"
1986	250	LT-250EF2	DR8ES-L	2923	DR8EIX	6681	.028"
1985	250	LT-250EFF	D8EA	2120	DR8EIX	6681	.028"

ATVs / VTTs

Denotes Original Equipment

^ Available in Blister Pack (see page 6)

Note: Due to different operating or engine conditions an alternate heat range plug maybe required.

MAKE/YR	ENGINE	MODEL NOTES	REGULAR PLUG	STK#	PREMIUM PLUG	STK#	GAP
SUZUKI Cont'd							
1986	250	LT-250EFF2	DR8ES-L	2923	DR8EIX	6681	.028"
1985	250	LT-250FE	D8EA	2120	DR8EIX	6681	.028"
1999	250	LT-250FX	DR7EA	7839	DR7EIX	5686	.028"
1992-1985	250	LT-250R - QUADRACER	B9EGV	5827	BR9EIX	3981	.024"
1990-1989	250	LT-250S - QUADSPORT	DP7EA-9	5629	DPR7EIX-9	7803	.036"
2001-1988	250	LT-F250 - QUADRUNNER	D7EA	7912	DR7EIX	5686	.028"
2009-2002	250	LT-F250 - OZARK	DR7EA #	7839	DR7EIX	5686	.028"
2014-2012	250	LT-F250 - OZARK	DR7EA #	7839	DR7EIX	5686	.028"
2005-1999	250	LT-F250F	DR7EA	7839	DR7EIX	5686	.028"
1998-1987	250	LT-F4WD - QUADRUNNER	DR7EA #	7839	DR7EIX	5686	.032"
1998-1991	250	LT-F4WDX - KINGQUAD	DR7EA #	7839	DR7EIX	5686	.032"
2009-2004	250	LT-Z250 - QUADSPORT Z	DR8EA # ^	7162	DR8EIX	6681	.032"
1993-1985	230	LT-230	D7EA	7912	DR7EIX	5686	.028"
1987	230	LT-F230G	D7EA	7912	DR7EIX	5686	.028"
1985	185	ALT-185	D7EA	7912	DR7EIX	5686	.028"
1987-1984	185	LT-185 - QUADRUNNER	D7EA	7912	DR7EIX	5686	.028"
2003	160	LT-160	DPR7EA-9 ^	5129	DPR7EIX-9	7803	.036"
1989	160	LT-160E	D7EA	7912	DR7EIX	5686	.028"
1992-1990	160	LT-160E	DP7EA-9	5629	DPR7EIX-9	7803	.036"
1997-1991	160	LT-F160 - QUADSPORT Z	DP7EA-9	5629	DPR7EIX-9	7803	.036"
2001-1998	160	LT-F160 - QUADRUNNER	DPR7EA-9 ^	5129	DPR7EIX-9	7803	.036"
1989-1988	150	LT-150S	D7EA	7912	DR7EIX	5686	.028"
1986-1983	125	ALT-125	D7EA	7912	DR7EIX	5686	.028"
1987-1985	125	LT-125 - QUADRUNNER	D7EA	7912	DR7EIX	5686	.028"
2009-2007	90	LT-Z90 - QUADSPORT	CR6HSA #	2983	CR6HIX	7274	.028"
2014-2012	90	LT-Z90 - QUADSPORT	CR6HSA #	2983	CR6HIX	7274	.028"
1995-1987	80	LT-80 - QUADSPORT	BP7HS	5111	BPR7HIX	5944	.028"
2006-1996	80	LT-80 - QUADSPORT	BPR7HS ^	6422	BPR7HIX	5944	.028"
1984-1983	50	ALT-50 - TRAILBUDDY	BP4HS	3611	---	---	.028"
1986	50	ALT-50	BPR4HS	7823	---	---	.028"
1988	50	ALT-50	BP4HS	3611	---	---	.028"
1987-1984	50	LT-50 - QUADSPORT	BP4HS	3611	---	---	.028"
2005-2002	50	LT-A50	BPR4HS	7823	---	---	.028"
2009-2007	50	LT-Z50 - QUADSPORT	CR6HSA #	2983	CR6HIX	7274	.028"
TGB							
2008-2007	425	OUTBACK 425	CR7E # ^	4578	CR7EIX	7385	.032"
2005	250	CONGO 250	CR8E # ^	1275	CR8EIX	4218	.032"
2005-2004	90	HORNET 90	BPR7HS # ^	6422	BPR7HIX	5944	.028"
2005-2004	50	HORNET 50	BPR7HS # ^	6422	BPR7HIX	5944	.028"
TNG							
	150	BAJA 150	C7HSA #	4629	CR7HIX	7544	.028"
	150	MILANO 150	C7HSA #	4629	CR7HIX	7544	.028"
	125	DEL RAY 125	C7HSA #	4629	CR7HIX	7544	.028"
	125	MILANO 125	C7HSA #	4629	CR7HIX	7544	.028"
	49	VENICE 492	BP7HS #	5111	BPR7HIX	5944	.028"
TRAILBLAZER							
	250		CR8HSA	2086	CR8HIX	7669	.028"
	170	TRAILBLAZER 170	DR8EA ^	7162	DR8EIX	6681	.024"
	90	2-STROKE	BP7HS	5111	BPR7HIX	5944	.028"
	90	4-STROKE	CR7HSA ^	4549	CR7HIX	7544	.028"
	50	50CC	BP7HS	5111	BPR7HIX	5944	.028"
	50	MINI	BPR7HS ^	6422	BPR7HIX	5944	.028"
TRAILSPORT							
2004	6.0 HP	TSB-600	BR7ES	5122	BR7EIX	6664	.030"
2004	5.0 HP	TS-500	BR7ES	5122	BR7EIX	6664	.030"



Denotes Original Equipment

^ Available in Blister Pack (see page 6)

Note: Due to different operating or engine conditions an alternate heat range plug maybe required.

MAKE/YR	ENGINE	MODEL NOTES	REGULAR PLUG	STK#	PREMIUM PLUG	STK#	GAP
UNISON							
2011-2004	700	UTV 700	DPR8EA-9 ^	4929	DPR8EIX-9	2202	.036"
2011-2004	650	MOBILITY 650	DPR8EA-9 ^	4929	DPR8EIX-9	2202	.036"
2011-2004	600	UTV 600	DPR8EA-9 ^	4929	DPR8EIX-9	2202	.036"
2011-2004	500	MOBILITY 500	DPR7EA-9 ^	5129	DPR7EIX-9	7803	.036"
2011-2004	500	UTV 500	DPR8EA-9 ^	4929	DPR8EIX-9	2202	.036"
2011-2004	250	MOBILITY 250	DPR7EA-9 ^	5129	DPR7EIX-9	7803	.036"
2011-2004	250	RAGE 250	DPR7EA-9 ^	5129	DPR7EIX-9	7803	.036"
2011-2004	150	BLACK WIDOW 150	CR7HSA ^	4549	CR7HIX	7544	.028"
2011-2004	150	DESERT CAT 150	CR7HSA ^	4549	CR7HIX	7544	.028"
2011-2004	100	DESERT CAT 100	CR7HS	7223	CR7HIX	7544	.028"
2011-2004	90	DESERT CAT 90 - 2-STROKE	BR8HSA	5539	BR8HIX	7001	.030"
2011-2004	90	DESERT CAT 90 - 4-STROKE	CR7HS	7223	CR7HIX	7544	.028"
2011-2004	70	DESERT CAT 70	CR7HS	7223	CR7HIX	7544	.028"
2011-2004	50	DESERT CAT 50 - 2-STROKE	BR8HSA	5539	BR8HIX	7001	.030"
UNITED MOTORS							
2008	450	MTX 450R	CR8E ^	1275	CR8EIX	4218	.032"
2007-2006	200	EARTHLANDER 200	CR7HSA ^	4549	CR7HIX	7544	.028"
2005-2000	90	DIRT SQUIRT - THRASHER	BR8HS ^	4322	BR8HIX	7001	.028"
2007-2006	90	EARTHLANDER 90R	BPR7HS ^	6422	BPR7HIX	5944	.028"
2007-2006	90	MOONTRAX 90R	BPR7HS ^	6422	BPR7HIX	5944	.028"
2005-2000	90	REPTILE	C7HSA	4629	CR7HIX	7544	.028"
2005-2000	50	DIRT SQUIRT - 2-STROKE	BR8HS ^	4322	BR8HIX	7001	.028"
2007-2006	50	MOONTRAX 50R	BPR7HS ^	6422	BPR7HIX	5944	.028"
VENTO							
	250	RHINO 250	DR8EA ^	7162	DR8EIX	6681	.024"
	100	AVALANCHE EX100	BPR6HS #	7022	BPR6HIX	4085	.028"
VINSON							
	250	ETV - 4-STROKE	C7HSA	4629	CR7HIX	7544	.028"
	150	ETV - 4-STROKE	C7HSA	4629	CR7HIX	7544	.028"
YAMAHA							
2005-2004	1000	PRO HAULER - XYP1000	BPR4ES SLD ^	6578	---	---	.028"
2010	700	700 FI EPS	LMAR6A-9 #	5946	---	---	.036"
2008-2007	700	GRIZZLY 700	CPR7EA-9 #	3901	CPR7EAIX-9	9198	.036"
2011-2009	700	GRIZZLY 700	LMAR6A-9 #	5946	---	---	.036"
2013-2012	700	GRIZZLY 700 4WD	LMAR6A-9 #	5946	---	---	.036"
2016-2015	700	GRIZZLY 700 4WD	CPR7EA-9 #	3901	CPR7EAIX-9	9198	.036"
2013-2012	700	GRIZZLY 700 4WD HUNTER	LMAR6A-9 #	5946	---	---	.036"
2013-2012	700	GRIZZLY 700 EPS 4WD	LMAR6A-9 #	5946	---	---	.036"
2013	700	GRIZZLY 700 EPS 4WD HUNTER	LMAR6A-9 #	5946	---	---	.036"
2016	700	GRIZZLY 700 EPS 4WD HUNTER	CPR7EA-9 #	3901	CPR7EAIX-9	9198	.036"
2012	700	GRIZZLY 700 EPS 4WD HUNTER REALTREE	LMAR6A-9 #	5946	---	---	.036"
2017-2016	700	GRIZZLY 700 EPS 4WD LTD EDITION	CPR7EA-9 #	3901	CPR7EAIX-9	9198	.036"
2017-2016	700	GRIZZLY 700 EPS 4WD SE	CPR7EA-9 #	3901	CPR7EAIX-9	9198	.036"
2013-2012	700	GRIZZLY 700 EPS 4WD SPECIAL EDITION	LMAR6A-9 #	5946	---	---	.036"
2014	700	GRIZZLY 700 FI EPS	CPR7EA-9 #	3901	CPR7EAIX-9	9198	.036"
2015-2014	700	GRIZZLY 700 FI EPS HUNTER	CPR7EA-9 #	3901	CPR7EAIX-9	9198	.036"
2015-2014	700	GRIZZLY 700 FI EPS SE	CPR7EA-9 #	3901	CPR7EAIX-9	9198	.036"
2014	700	GRIZZLY 700 FI HUNT 4WD	CPR7EA-9 #	3901	CPR7EAIX-9	9198	.036"
2017-2016	700	KODIAK 700 4WD	CPR7EA-9 #	3901	CPR7EAIX-9	9198	.036"
2017-2016	700	KODIAK 700 4WD HUNTER	CPR7EA-9 #	3901	CPR7EAIX-9	9198	.036"
2017-2016	700	KODIAK 700 EPS 4WD	CPR7EA-9 #	3901	CPR7EAIX-9	9198	.036"
2017-2016	700	KODIAK 700 EPS 4WD HUNTER	CPR7EA-9 #	3901	CPR7EAIX-9	9198	.036"
2017-2016	700	KODIAK 700 EPS 4WD SE	CPR7EA-9 #	3901	CPR7EAIX-9	9198	.036"
2005-2004	700	PRO HAULER	BPR4ES SLD ^	6578	---	---	.028"
2017-2012	700	RAPTOR 700	CR8E # ^	1275	CR8EIX	4218	.032"
2012	700	RAPTOR 700R	CR8E # ^	1275	CR8EIX	4218	.032"

ATVs / VTTs

Denotes Original Equipment

^ Available in Blister Pack (see page 6)

Note: Due to different operating or engine conditions an alternate heat range plug maybe required.

MAKE/YR	ENGINE	MODEL NOTES	REGULAR PLUG	STK#	PREMIUM PLUG	STK#	GAP
YAMAHA Cont'd							
2017-2016	700	RAPTOR 700R	CR8E # ^	1275	CR8EIX	4218	.032"
2016-2013	700	RAPTOR 700R SE	CR8E # ^	1275	CR8EIX	4218	.032"
2011-2006	700	RAPTOR-ALL EDITIONS	CR8E # ^	1275	CR8EIX	4218	.032"
2013-2008	700	RHINO 700	CPR7EA-9 #	3901	CPR7EAIX-9	9198	.036"
2013-2012	700	RHINO 700 HUNTER EDITION	CPR7EA-9 #	3901	CPR7EAIX-9	9198	.036"
2013-2012	700	RHINO 700 SPORT EDITION	CPR7EA-9 #	3901	CPR7EAIX-9	9198	.036"
2008	700	RHINO DUCKS UNLIMITED - YXR70FDUX	CPR7EA-9 #	3901	CPR7EAIX-9	9198	.036"
2008	700	RHINO HUNTER - YFM70FHX	CPR7EA-9 #	3901	CPR7EAIX-9	9198	.036"
2008	700	RHINO SPECIAL EDITION I - YXR70FSEPX	CPR7EA-9 #	3901	CPR7EAIX-9	9198	.036"
2008	700	RHINO SPORT EDITION - YXR70FSPX	CPR7EA-9 #	3901	CPR7EAIX-9	9198	.036"
2015-2014	700	VIKING 700	CPR7EA-9 #	3901	CPR7EAIX-9	9198	.036"
2015-2014	700	VIKING 700 EPS	CPR7EA-9 #	3901	CPR7EAIX-9	9198	.036"
2015-2014	700	VIKING 700 EPS HUNTER	CPR7EA-9 #	3901	CPR7EAIX-9	9198	.036"
2014	700	VIKING 700 HUNTER	CPR7EA-9 #	3901	CPR7EAIX-9	9198	.036"
2015	700	VIKING VI 700	CPR7EA-9 #	3901	CPR7EAIX-9	9198	.036"
2015	700	VIKING VI 700 EPS	CPR7EA-9 #	3901	CPR7EAIX-9	9198	.036"
2015	700	VIKING VI 700 HUNTER	CPR7EA-9 #	3901	CPR7EAIX-9	9198	.036"
2005-2001	660	660R RAPTOR - YFM660R	DPR8EA-9 # ^	4929	DPR8EIX-9	2202	.036"
2008-2002	660	GRIZZLY 660 - YFM660F	DPR8EA-9 # ^	4929	DPR8EIX-9	2202	.036"
2005-2003	660	RAPTOR - YFM660L	DPR8EA-9 # ^	4929	DPR8EIX-9	2202	.036"
2005-2004	660	RHINO - YXR660	DPR8EA-9 # ^	4929	DPR8EIX-9	2202	.036"
1999	600	GRIZZLY (CA) - YFM600FWA	DP8EA-9	5829	DPR8EIX-9	2202	.036"
2001	600	GRIZZLY 4WD - YFM600FWA	DPR8EA-9 # ^	4929	DPR8EIX-9	2202	.036"
1999-1998	600	GRIZZLY 600 - YFM600FWA	DPR8EA-9 # ^	4929	DPR8EIX-9	2202	.036"
2000	600	GRIZZLY 600 - YFM600FWA	DP8EA-9	5829	DPR8EIX-9	2202	.036"
2014-2009	550	GRIZZLY 550 - YFM550	LMAR6A-9 #	5946	---	---	.036"
2013-2012	550	GRIZZLY 550 4WD - YFM5FGBGR	LMAR6A-9 #	5946	---	---	.036"
2013-2012	550	GRIZZLY 550 4WD HUNTER - YFM5FGHB	LMAR6A-9 #	5946	---	---	.036"
2013-2012	550	GRIZZLY 550 EPS 4WD - YFM5FGPBGR	LMAR6A-9 #	5946	---	---	.036"
2013-2012	550	GRIZZLY 550 EPS 4WD HUNTER - YFM5FGPHB	LMAR6A-9 #	5946	---	---	.036"
2014	550	GRIZZLY 550 EPS HUNTER - YFM550PHEH	LMAR6A-9 #	5946	---	---	.036"
2014	550	GRIZZLY 550 FI EPS - YFM550PEG	LMAR6A-9 #	5946	---	---	.036"
2014	550	GRIZZLY 550 FI HUNTING - YFM550DHEH	LMAR6A-9 #	5946	---	---	.036"
2011-2007	450	GRIZZLY 450 - YFM450	DR8EA # ^	7162	DR8EIX	6681	.024"
2014	450	GRIZZLY 450 - YFM450DEG	DR8EA # ^	7162	DR8EIX	6681	.028"
2013-2012	450	GRIZZLY 450 4WD - YFM45FGBGR	DR8EA # ^	7162	DR8EIX	6681	.028"
2013-2012	450	GRIZZLY 450 4WD HUNTER - YFM45FGHB	DR8EA # ^	7162	DR8EIX	6681	.028"
2014	450	GRIZZLY 450 EPS - YFM450PEG	DR8EA # ^	7162	DR8EIX	6681	.028"
2013-2012	450	GRIZZLY 450 EPS 4WD - YFM45FGPBG	DR8EA # ^	7162	DR8EIX	6681	.028"
2013-2012	450	GRIZZLY 450 EPS 4WD HUNTER - YFM45FGPHB	DR8EA # ^	7162	DR8EIX	6681	.028"
2014	450	GRIZZLY 450 EPS HUNTER - YFM450PHEH	DR8EA # ^	7162	DR8EIX	6681	.028"
2014	450	GRIZZLY 450 HUNTER - YFM450DAEH	DR8EA # ^	7162	DR8EIX	6681	.028"
2006-2003	450	KODIAK 4WD - YFM450F	DR8EA # ^	7162	DR8EIX	6681	.024"
2009-2008	450	RHINO 450	DR8EA # ^	7162	DR8EIX	6681	.024"
2008	450	RHINO HUNTER - YXR45FHX	DR8EA # ^	7162	DR8EIX	6681	.024"
2008	450	RHINO SPECIAL EDITION - YXR45FSPX	DR8EA # ^	7162	DR8EIX	6681	.024"
2010-2006	450	WOLVERINE 450 4WD - YFM45FX	DR8EA # ^	7162	DR8EIX	6681	.024"
2013-2004	450	YFZ450	CR8E # ^	1275	CR8EIX	4218	.032"
2017-2012	450	YFZ450R	CR8E # ^	1275	CR8EIX	4218	.032"
2017	450	YZF450	CR8E # ^	1275	CR8EIX	4218	.032"
2006	450	YZF450V	CR8E # ^	1275	CR8EIX	4218	.032"
2012-2000	400	BIG BEAR 4WD	DR8EA # ^	7162	DR8EIX	6681	.024"
2008-2007	400	GRIZZLY 400 - YFM4FG	DR8EA # ^	7162	DR8EIX	6681	.024"
2000-1993	400	KODIAK - YFM400F(A)	D8EA	2120	DR8EIX	6681	.028"
2006-2001	400	KODIAK - YFM400F(A)	DR8EA # ^	7162	DR8EIX	6681	.024"
2006-1987	350	BANSHEE - YFZ350	BR8ES # ^	5422	BR8EIX	5044	.032"



Denotes Original Equipment

^ Available in Blister Pack (see page 6)

Note: Due to different operating or engine conditions an alternate heat range plug maybe required.

MAKE/YR	ENGINE	MODEL NOTES	REGULAR PLUG	STK#	PREMIUM PLUG	STK#	GAP
YAMAHA Cont'd							
1999-1996	350	BIG BEAR 2WD - YFM350U	D8EA	2120	DR8EIX	6681	.028"
1999-1987	350	BIG BEAR 4WD - YFM350FW	D8EA	2120	DR8EIX	6681	.028"
2006-2004	350	BRUIN 350 2WD - YMF350A	DR8EA # ^	7162	DR8EIX	6681	.024"
2006-2004	350	BRUIN 350 4WD - YMF350FAS	DR8EA # ^	7162	DR8EIX	6681	.024"
2011-2007	350	GRIZZLY 350 - YFM350	DR8EA # ^	7162	DR8EIX	6681	.024"
2014	350	GRIZZLY 350 - YFM350DEG	DR8EA # ^	7162	DR8EIX	6681	.028"
2013-2012	350	GRIZZLY 350 4WD - YFM350FGBGR	DR8EA # ^	7162	DR8EIX	6681	.028"
2013-2012	350	GRIZZLY 350 4WD HUNTER - YFM350FGBH	DR8EA # ^	7162	DR8EIX	6681	.028"
2014	350	GRIZZLY 350 HUNTER - YFM350DHEH	DR8EA # ^	7162	DR8EIX	6681	.028"
1995-1987	350	MOTO-4 - YFM350ER	D8EA	2120	DR8EIX	6681	.028"
1989	350	PRO-HAULER - YFU-1	D7EA	7912	DR7EIX	5686	.028"
2013-2004	350	RAPTOR 350 - YFM350RBW	DR8EA # ^	7162	DR8EIX	6681	.028"
1988	350	TERRA-PRO - YFP350	D8EA	2120	DR8EIX	6681	.028"
2004-1987	350	WARRIOR - YFM350X	DR8EA # ^	7162	DR8EIX	6681	.024"
1998-1995	350	WOLVERINE - YFM350FX	D8EA	2120	DR8EIX	6681	.024"
2009-1999	350	WOLVERINE 4WD - YFM350FX	DR8EA # ^	7162	DR8EIX	6681	.024"
2013-2012	300	GRIZZLY 300 - YFM300BGR	CR8E # ^	1275	CR8EIX	4218	.032"
2004-1999	250	BEAR TRACKER - YFM250	DR7EA #	7839	DR7EIX	5686	.028"
2009-2007	250	BIG BEAR 250 - YFM250B	DR7EA #	7839	DR7EIX	5686	.028"
2006-2005	250	BRUIN 250 - YFM25	DR7EA #	7839	DR7EIX	5686	.028"
2013-2008	250	RAPTOR 250	DR7EA #	7839	DR7EIX	5686	.028"
1998-1992	250	TIMBERWOLF 2WD - YFB250	D7EA	7912	DR7EIX	5686	.024"
2000-1994	250	TIMBERWOLF 4WD - YFB250FW	D7EA	7912	DR7EIX	5686	.024"
1986-1985	250	TRI-Z - YTZ250	B8ES	2411	BR8EIX	5044	.032"
1991-1989	250	YFM250	D7EA	7912	DR7EIX	5686	.028"
2002-1999	230	BEAR TRACKER - YFM25X	D7EA	7912	DR7EIX	5686	.028"
2004-2003	230	BEAR TRACKER - YFM25X	DR8EA # ^	7162	DR8EIX	6681	.024"
1989-1983	225	YFM225	D7EA	7912	DR7EIX	5686	.028"
2000-1986	200	BLASTER - YFS200	B8ES	2411	BR8EIX	5044	.032"
2006-2001	200	BLASTER - YFS200	BR8ES # ^	5422	BR8EIX	5044	.032"
1989-1985	200	YFM200	D7EA	7912	DR7EIX	5686	.028"
1985-1983	200	YTM200	D7EA	7912	DR7EIX	5686	.028"
1984-1982	175	TRI MOTO - YT175	BP7ES	1034	BPR7EIX	4055	.032"
1998-1989	125	BREEZE - YFA-1	C7HSA	4629	CR7HIX	7544	.028"
2004-1999	125	BREEZE - YFA-1	CR7HS #	7223	CR7HIX	7544	.028"
2013-2004	125	GRIZZLY 125 - YFM-125	CR7HSA # ^	4549	CR7HIX	7544	.028"
2007-2005	125	HUNTER - YFM-125GHT	CR7HSA # ^	4549	CR7HIX	7544	.028"
2013-2011	125	RAPTOR 125 - YFM125	CR6HSA #	2983	CR6HIX	7274	.028"
1985-1980	125	YT125	BPR6EY	6427	BPR6EIX	6637	.032"
1995-1989	100	BREEZE - YFA1	C7HSA	4629	CR7HIX	7544	.028"
1991-1987	100	CHAMP - YFM100	C7HSA	4629	CR7HIX	7544	.028"
2013-2009	90	RAPTOR 90	CR7HSA # ^	4549	CR7HIX	7544	.028"
2017-2016	90	RAPTOR 90	CR6HSA #	2983	CR6HIX	7274	.028"
2001-1985	80	BADGER - YFM80	CR7HS	7223	CR7HIX	7544	.028"
2008-2005	80	GRIZZLY - YFM80G	CR7HSA # ^	4549	CR7HIX	7544	.028"
2003-2002	80	RAPTOR - YFM80W	CR7HS #	7223	CR7HIX	7544	.028"
2008-2004	80	RAPTOR - YFM80R	CR7HSA # ^	4549	CR7HIX	7544	.028"
1986-1985	60	YF60S	BP6HS	7331	BPR6HIX	4085	.028"
1985-1984	60	YT60	BP6HS	7331	BPR6HIX	4085	.028"
2008-2004	50	RAPTOR - YFM50	CR7HSA # ^	4549	CR7HIX	7544	.028"
YERF-DOG							
	10 HP	34800, 34801, 34850	CR7HSA # ^	4549	CR7HIX	7544	.028"
	10 HP	34851, 34852, 34862	CR7HSA # ^	4549	CR7HIX	7544	.028"
	10 HP	34900, 34901	CR7HSA # ^	4549	CR7HIX	7544	.028"
	10 HP	34910, 34911	CR7HSA # ^	4549	CR7HIX	7544	.028"
	150	23100	BP7HS #	5111	BPR7HIX	5944	.028"

Golf Carts

Denotes Original Equipment

^ Available in Blister Pack (see page 6)

Note: Due to different operating or engine conditions an alternate heat range plug maybe required.

MAKE/YR	ENGINE	MODEL NOTES	REGULAR PLUG	STK#	PREMIUM PLUG	STK#	GAP
CLUB CAR							
	400	1200 & 1200SE W/ KAWASAKI ENGINE	BPR5ES SLD #	4006	BPR5EIX	6597	.032"
	614	1500 W/ HONDA ENGINE	BPR6ES SLD #	4008	BPR6EIX	6637	.032"
	351	CAFÉ EXPRESS	BPR5ES SLD #	4006	BPR5EIX	6597	.032"
	404	CAFÉ EXPRESS	BR6HS # ^	3922	BR6HIX	3419	.028"
	404	CARRYALL 100	BR6HS # ^	3922	BR6HIX	3419	.028"
2003-2000	351	CARRYALL 272	BPR5ES SLD #	4006	BPR5EIX	6597	.032"
	675	CARRYALL 295	BPR2ES SLD #	2015	---	---	.032"
	404	CARRYALL 300	BR6HS # ^	3922	BR6HIX	3419	.028"
	404	CARRYALL 300 TURF	BR6HS # ^	3922	BR6HIX	3419	.028"
	404	CARRYALL 500	BR6HS # ^	3922	BR6HIX	3419	.028"
	404	CARRYALL 500 TURF	BR6HS # ^	3922	BR6HIX	3419	.028"
	404	CARRYALL 550	BR6HS # ^	3922	BR6HIX	3419	.028"
	404	CARRYALL 550 TURF	BR6HS # ^	3922	BR6HIX	3419	.028"
	404	CARRYALL 700	BR6HS # ^	3922	BR6HIX	3419	.028"
	404	CARRYALL 700 TURF	BR6HS # ^	3922	BR6HIX	3419	.028"
	675	CARRYALL 1500	BPR2ES SLD #	2015	---	---	.032"
	719	CARRYALL 1500	---	---	---	---	---
	675	CARRYALL 1700	BPR2ES SLD #	2015	---	---	.032"
	719	CARRYALL 1700	---	---	---	---	---
2000-1992	351	CARRYALL II PLUS	BPR5ES SLD #	4006	BPR5EIX	6597	.032"
2003	351	CARRYALL TURF 2 XRT	BPR5ES SLD #	4006	BPR5EIX	6597	.032"
2003-1992	286	CARRYALL TURF I,II	BPR5ES SLD #	4006	BPR5EIX	6597	.032"
2000-1992	351	CARRYALL TURF II	BPR5ES SLD #	4006	BPR5EIX	6597	.032"
2003	351	CARRYALL TURF VI	BPR5ES SLD #	4006	BPR5EIX	6597	.032"
2000-1992	351	CARRYALL VI / XL	BPR5ES SLD #	4006	BPR5EIX	6597	.032"
2014-2009	351	DS SERIES	BPR5ES SLD #	4006	BPR5EIX	6597	.032"
2014-1992	286	DS SERIES	BPR5ES SLD #	4006	BPR5EIX	6597	.032"
2000-1992	286	FAIRWAY VILLAGER	BPR5ES SLD #	4006	BPR5EIX	6597	.032"
2000-1992	351	LIMO / XL	BPR5ES SLD #	4006	BPR5EIX	6597	.032"
	404	ONWARD 2	BPR6HS #	7022	BPR6HIX	4085	.028"
	404	ONWARD 4	BPR6HS #	7022	BPR6HIX	4085	.028"
2014-2005	286	PRECEDENT/ i2	BPR5ES SLD #	4006	BPR5EIX	6597	.032"
2014-2005	351	PRECEDENT/ i2	BPR5ES SLD #	4006	BPR5EIX	6597	.032"
	404	PRECEDENT/ i2	BPR6HS #	7022	BPR6HIX	4085	.028"
	404	PRECEDENT/ i2 VILLAGER 4	BPR6HS #	7022	BPR6HIX	4085	.028"
	404	PRECEDENT/ i3	BPR6HS #	7022	BPR6HIX	4085	.028"
	404	PRECEDENT VILLAGER 4	BPR6HS #	7022	BPR6HIX	4085	.028"
2000-1992	351	RESORT VILLAGER / XL	BPR5ES SLD #	4006	BPR5EIX	6597	.032"
2000-1992	286	TOURALL	BPR5ES SLD #	4006	BPR5EIX	6597	.032"
	404	TRANSPORTER	BPR6HS #	7022	BPR6HIX	4085	.028"
2003-1992	351	TRANSPORTER / XL	BPR5ES SLD #	4006	BPR5EIX	6597	.032"
2000-1992	351	TRANSENDER / XL	BPR5ES SLD #	4006	BPR5EIX	6597	.032"
	404	VILLAGER 6	BR6HS # ^	3922	BR6HIX	3419	.028"
	404	VILLAGER 8	BR6HS # ^	3922	BR6HIX	3419	.028"
2014-2003	351	VILLAGER SERIES	BPR5ES SLD #	4006	BPR5EIX	6597	.032"
2000	351	XRT	BPR5ES SLD #	4006	BPR5EIX	6597	.032"
	404	XRT 800	BR6HS # ^	3922	BR6HIX	3419	.028"
	404	XRT 850	BR6HS # ^	3922	BR6HIX	3419	.028"
	480	XRT 950	BPR5ES SLD #	4006	BPR5EIX	6597	.032"
	675	XRT 1550	BPR2ES SLD #	2015	---	---	.032"
	675	XRT 1550 SE	BPR2ES SLD #	2015	---	---	.032"
	719	XRT 1550	---	---	---	---	---
	719	XRT 1550 SE	---	---	---	---	---
COLUMBIA PARCAR							
1995-1982		ALL MODELS	BP4HS	3611	---	---	.025"



Denotes Original Equipment
 ^ Available in Blister Pack (see page 6)

Note: Due to different operating or engine conditions an alternate heat range plug maybe required.

MAKE/YR	ENGINE	MODEL NOTES	REGULAR PLUG	STK#	PREMIUM PLUG	STK#	GAP
CUSHMAN							
	401	HAULER 800/X	BPR2ES SLD #	2015	---	---	.032"
	401	HAULER 1200/X	BPR2ES SLD #	2015	---	---	.032"
	660	HAULSTER	DCPR7E #	3932	DCPR7EIX	6046	.032"
	401	REFRESHER FS2	BPR2ES SLD #	2015	---	---	.032"
1982	18.0 HP	RUNABOUT	WR5	2438	WR5IX	7510	.030"
	401	SHUTTLE 2,4,4X,6,8	BPR2ES SLD #	2015	---	---	.032"
1961-1953		TRUCKSTER	WR5	2438	WR5IX	7510	.030"
1968-1967		TRUCKSTER/HAULSTER	B6S	3510	---	---	.030"
1982-1961		TRUCKSTER/HAULSTER	WR5	2438	WR5IX	7510	.030"
1982-1968		TRUCKSTER/HAULSTER	BM6A SLD	6021	---	---	.030"
HARLEY-DAVIDSON							
		MODEL D 3/4" REACH	BP4ES	6928	---	---	.040"
		MODEL D 7/16" REACH	B-6L	3212	---	---	.040"
		WHISPER GLIDE II & IV	BP7HS	5111	BPR7HIX	5944	.040"
TEXTRON (E-Z-GO)							
1996	295	4-CADDY	BPR4ES SLD ^	6578	---	---	.030"
	18 HP	4X4	BPR5ES SLD #	4006	BPR5EIX	6597	.032"
	782	6 X 1500	TR5	2238	TR5IX	7397	.025"
	295	6 X 804	BPR4ES SLD ^	6578	---	---	.030"
	350	6 X 804	BPR5ES SLD #	4006	BPR5EIX	6597	.032"
	295	6 X 810	BPR4ES SLD ^	6578	---	---	.030"
	350	6 X 810	BPR5ES SLD #	4006	BPR5EIX	6597	.032"
	350	6 X 875	BPR5ES SLD #	4006	BPR5EIX	6597	.032"
	295	800	BPR4ES SLD ^	6578	---	---	.030"
	295	800G	BPR4ES SLD ^	6578	---	---	.030"
	350	875	BPR5ES SLD #	4006	BPR5EIX	6597	.032"
	350	875A	BPR5ES SLD #	4006	BPR5EIX	6597	.032"
	350	875P	BPR5ES SLD #	4006	BPR5EIX	6597	.032"
	350	1200G	BPR6ES SLD #	4008	BPR6EIX	6637	.032"
	350	CLAY CAR	BPR5ES SLD #	4006	BPR5EIX	6597	.032"
	401	EXPRESS SERIES	BPR2ES SLD #	2015	---	---	.032"
	350	FREEDOM LE	BPR5ES SLD #	4006	BPR5EIX	6597	.032"
	401	FREEDOM RXV	BPR2ES SLD #	2015	---	---	.032"
	350	FREEDOM SE	BPR5ES SLD #	4006	BPR5EIX	6597	.032"
1998-1997	295	MEDALIST	BPR4ES SLD ^	6578	---	---	.030"
1998-1997	350	MG5	BPR5ES SLD #	4006	BPR5EIX	6597	.032"
	350	MPT 1200	BPR4ES SLD ^	6578	---	---	.030"
	295	MPT 800	BPR4ES SLD ^	6578	---	---	.030"
	244	(1/2" REACH) OLD 2-STROKE	BP5HS	4111	---	---	.025"
	295	(3/4" REACH) OLD 4-STROKE	B7ES	1111	BR7EIX	6664	.025"
	350	PC952	BPR5ES SLD #	4006	BPR5EIX	6597	.032"
	350	PC954	BPR5ES SLD #	4006	BPR5EIX	6597	.032"
	350	PC956	BPR5ES SLD #	4006	BPR5EIX	6597	.032"
	244	SHUTTLES	BP5HS	4111	---	---	.025"
	350	ST SPORT	BPR5ES SLD #	4006	BPR5EIX	6597	.032"
	350	ST SPORT 2+2	BPR5ES SLD #	4006	BPR5EIX	6597	.032"
	350	ST-350	BPR5ES SLD #	4006	BPR5EIX	6597	.032"
	480	ST-480	BKR5E ^	7938	BKR5EIX	6341	.030"
	480	TERRAIN 1500	BKR5E ^	7938	BKR5EIX	6341	.030"
	401	TERRAIN 250, 1000	BPR2ES SLD #	2015	---	---	.032"
	401	TXT SERIES	BPR2ES SLD #	2015	---	---	.032"
	295	TXT SERIES	BPR4ES SLD ^	6578	---	---	.030"
	350	TXT SERIES	BPR5ES SLD #	4006	BPR5EIX	6597	.032"
	244	WORKHORSE	BP5HS	4111	---	---	.025"
YAMAHA							
1982-1979	215	G 1-A	BP5HS	4111	---	---	.024"

Golf Carts

Denotes Original Equipment

^ Available in Blister Pack (see page 6)

Note: Due to different operating or engine conditions an alternate heat range plug maybe required.

MAKE/YR	ENGINE	MODEL NOTES	REGULAR PLUG	STK#	PREMIUM PLUG	STK#	GAP
YAMAHA Cont'd							
1986-1983	215	G 1-AM	BP6HS	7331	BPR6HIX	4085	.024"
1988-1985	285	G 2A	B5ES	6410	---	---	.028"
1989	285	G 2AD	BR4ES	1097	---	---	.028"
1986	285	G 3A	BP5HS	4111	---	---	.024"
1992-1990	285	G 5A	BR4ES	1097	---	---	.028"
1994-1990	285	G 8A	BR4ES	1097	---	---	.028"
1994-1991	285	G 9A	BR4ES	1097	---	---	.028"
2000-1993	301	G11A	BR4ES	1097	---	---	.028"
1996	301	G11AP	BPR2ES SLD #	2015	---	---	.032"
1996	300	G14A	BR4ES	1097	---	---	.028"
1995	300	G14AM	BPR2ES SLD #	2015	---	---	.032"
1996	300	G14AP	BPR2ES SLD #	2015	---	---	.032"
1999	301	G15A	BPR2ES SLD #	2015	---	---	.032"
1997-1996	301	G16A	BPR2ES SLD #	2015	---	---	.032"
2002-2001	301	G20A	BPR2ES SLD #	2015	---	---	.032"
2002-2001	301	G21A	BPR2ES SLD #	2015	---	---	.032"
2003	357	G-MAX	BPR2ES SLD #	2015	---	---	.032"
2003	357	U-MAX UTILITY	BPR2ES SLD #	2015	---	---	.032"



SNOWMOBILE



Snowmobile

Denotes Original Equipment
 ^ Available in Blister Pack (see page 6)

Note: Due to different operating or engine conditions an alternate heat range plug maybe required.

MAKE/YR	ENGINE	MODEL NOTES	REGULAR PLUG	STK#	PREMIUM PLUG	STK#	GAP
ALOUETTE							
		SEE SACHS, KOHLER, XENOAH	---	---	---	---	---
ARCTIC CAT							
2015	1100	BEARCAT 5000 XT, GS, LTD	---	---	MR8A19 #	7692	.036"
2014-2010	1100	BEARCAT Z1 XT, GS, LTD	---	---	MR8A19 #	7692	.036"
2013-2012	1100	F 1100 LXR	---	---	MR8A19 #	7692	.036"
2013-2012	1100	F 1100 SNO PRO, ANNIVERSARY, LTD	---	---	MR8A19 #	7692	.036"
2013-2012	1100	F 1100 TURBO LXR	---	---	MR8A19 #	7692	.036"
2013-2012	1100	F 1100 TURBO SNO PRO, ANNIVERSARY, LTD, RR	---	---	MR8A19 #	7692	.036"
2013-2013	1100	M 1100 153	---	---	MR8A19 #	7692	.036"
2012	1100	M 1100 SNO PRO 153, ANNIVERSARY, LTD	---	---	MR8A19 #	7692	.036"
2013-2013	1100	M 1100 TURBO 153	---	---	MR8A19 #	7692	.036"
2013	1100	M 1100 TURBO HCR	---	---	MR8A19 #	7692	.036"
2013-2013	1100	M 1100 TURBO SNO PRO 162, ANNIVERSARY, HCR, LTD	---	---	MR8A19 #	7692	.036"
2014	1100	M 9000	---	---	MR8A19 #	7692	.036"
2015-2014	1100	M 9000 HCR	---	---	MR8A19 #	7692	.036"
2016-2014	1100	M 9000 SNO PRO, LTD	---	---	MR8A19 #	7692	.036"
2014	1100	TZ1	---	---	MR8A19 #	7692	.036"
2014-2012	1100	TZ1 LXR	---	---	MR8A19 #	7692	.036"
2013-2012	1100	TZ1 TURBO LXR, LTD	---	---	MR8A19 #	7692	.036"
2013	1100	XF 1100 CROSS	---	---	MR8A19 #	7692	.036"
2013-2012	1100	XF 1100 LXR	---	---	MR8A19 #	7692	.036"
2013-2012	1100	XF 1100 SNO PRO, ANNIVERSARY, LTD	---	---	MR8A19 #	7692	.036"
2013	1100	XF 1100 TURBO CROSS	---	---	MR8A19 #	7692	.036"
2013-2012	1100	XF 1100 TURBO LXR	---	---	MR8A19 #	7692	.036"
2013-2012	1100	XF 1100 TURBO SNO PRO, ANNIVERSARY, HIGH COUNTRY, HIGH COUNTRY LTD, LTD	---	---	MR8A19 #	7692	.036"
2011-2007	1100	Z1	---	---	MR8A19 #	7692	.036"
2016-2014	1100	ZR 5000 LXR	---	---	MR8A19 #	7692	.036"
2015	1100	ZR 9000 EL TIGRE	---	---	MR8A19 #	7692	.036"
2016	1100	ZR 9000 ET LTD	---	---	MR8A19 #	7692	.036"
2016	1100	ZR 9000 LTD	---	---	MR8A19 #	7692	.036"
2016-2014	1100	ZR 9000 LXR	---	---	MR8A19 #	7692	.036"
2016	1100	ZR 9000 RR	---	---	MR8A19 #	7692	.036"
2016-2014	1100	ZR 9000 SNO PRO, LTD, RR	---	---	MR8A19 #	7692	.036"
2016	1050	M 7000 LTD	CR9E #	6263	CR9EIX	3521	.032"
2016-2015	1050	M 7000 SNO PRO	CR9E #	6263	CR9EIX	3521	.032"
2016-2015	1050	PANTERA 7000, LTD	CR9E #	6263	CR9EIX	3521	.032"
2015	1050	XF 7000 CROSS COUNTRY	CR9E #	6263	CR9EIX	3521	.032"
2015-2014	1050	XF 7000 CROSSTOUR	CR9E #	6263	CR9EIX	3521	.032"
2016	1050	XF 7000 HIGH COUNTRY	CR9E #	6263	CR9EIX	3521	.032"
2015	1050	XF 7000 HIGH COUNTRY SNO PRO	CR9E #	6263	CR9EIX	3521	.032"
2015-2014	1050	XF 7000 LXR	CR9E #	6263	CR9EIX	3521	.032"
2015-2014	1050	XF 7000 SNO PRO, CROSS COUNTRY, LTD	CR9E #	6263	CR9EIX	3521	.032"
2016	1050	ZR 7000 EL TIGRE LTD	CR9E #	6263	CR9EIX	3521	.032"
2016	1050	ZR 7000 LTD	CR9E #	6263	CR9EIX	3521	.032"
2016-2014	1050	ZR 7000 LXR	CR9E #	6263	CR9EIX	3521	.032"
2016	1050	ZR 7000 RR	CR9E #	6263	CR9EIX	3521	.032"
2016-2014	1050	ZR 7000 SNO PRO, LTD, LTD EL TIGRE, RR	CR9E #	6263	CR9EIX	3521	.032"
2011-2009	1000	CFR 1000	BR9EYA # ^	7548	BR9EIX SLD	3089	.032"
2010-2007	1000	CROSSFIRE 1000	BR9EYA # ^	7548	BR9EIX SLD	3089	.032"
2009-2007	1000	F1000	BR9EYA # ^	7548	BR9EIX SLD	3089	.032"
2009	1000	F1000 EFI SNO PRO	BR9EYA # ^	7548	BR9EIX SLD	3089	.032"
2010-2007	1000	M1000	BR9EYA # ^	7548	BR9EIX SLD	3089	.032"
2010-2009	1000	M1000 EFI	BR9EYA # ^	7548	BR9EIX SLD	3089	.032"
2002-2001	1000	MOUNTAIN CAT	BR9EYA # ^	7548	BR9EIX SLD	3089	.032"



Denotes Original Equipment

^ Available in Blister Pack (see page 6)

Note: Due to different operating or engine conditions an alternate heat range plug maybe required.

MAKE/YR	ENGINE	MODEL NOTES	REGULAR PLUG	STK#	PREMIUM PLUG	STK#	GAP
ARCTIC CAT Cont'd							
2001-2000	1000	PANTERA	BR9EYA # ^	7548	BR9EIX SLD	3089	.032"
1997-1995	1000	THUNDERCAT	BR9ES SLD ^	3194	BR9EIX SLD	3089	.025"
2002-1998	1000	THUNDERCAT	BR9EYA # ^	7548	BR9EIX SLD	3089	.032"
2000-1998	1000	THUNDERCAT MOUNTAIN CAT	BR9EYA # ^	7548	BR9EIX SLD	3089	.032"
1997-1995	1000	THUNDERCAT MOUNTAIN CAT	BR9ES SLD ^	3194	BR9EIX SLD	3089	.025"
2013-2008	1000	TZ1	---	---	MR8A19 #	7692	.036"
2015-2014	1000	XF 900 SNO PRO	---	---	MR8A19 #	7692	.036"
2015	1000	XF 9000 CROSS COUNTRY LTD	---	---	MR8A19 #	7692	.036"
2015-2014	1000	XF 9000 CROSSTOUR	---	---	MR8A19 #	7692	.036"
2016	1000	XF 9000 CROSSTREK	---	---	MR8A19 #	7692	.036"
2015-2014	1000	XF 9000 HIGH COUNTRY, LTD	---	---	MR8A19 #	7692	.036"
2015-2014	1000	XF 9000 LXR	---	---	MR8A19 #	7692	.036"
2006-2004	900	KING CAT	BR9EYA # ^	7548	BR9EIX SLD	3089	.032"
2004-2003	900	MOUNTAIN CAT	BR9EYA # ^	7548	BR9EIX SLD	3089	.032"
1997-1993	900	THUNDERCAT	BR9ES SLD ^	3194	BR9EIX SLD	3089	.025"
2006-2003	900	ZR 900	BR9EYA # ^	7548	BR9EIX SLD	3089	.032"
2011-2010	800	CFR 800	BR9EYA # ^	7548	BR9EIX SLD	3089	.032"
2010-2009	800	CFR8	BR9EYA # ^	7548	BR9EIX SLD	3089	.032"
2010-2007	800	CROSSFIRE	BR9EYA # ^	7548	BR9EIX SLD	3089	.032"
2011-2009	800	CROSSFIRE 800	BR9EYA # ^	7548	BR9EIX SLD	3089	.032"
2013-2012	800	F 800 LXR	BR9EYA # ^	7548	BR9EIX SLD	3089	.032"
2013-2012	800	F 800 SNO PRO, ANNIVERSARY, LTD, RR	BR9EYA # ^	7548	BR9EIX SLD	3089	.032"
2013	800	F 800 TUCKER HIBBERT EDT.	BR9EYA # ^	7548	BR9EIX SLD	3089	.032"
2011-2007	800	F8	BR9EYA # ^	7548	BR9EIX SLD	3089	.032"
2013-2012	800	M 800 153	BR9EYA # ^	7548	BR9EIX SLD	3089	.032"
2013-2012	800	M 800 HCR 153	BR9EYA # ^	7548	BR9EIX SLD	3089	.032"
2013-2012	800	M 800 SNO PRO 153, ANNIVERSARY, LTD, LTD ES	BR9EYA # ^	7548	BR9EIX SLD	3089	.032"
2013-2012	800	M 800 SNO PRO 162 LTD, LTD ES	BR9EYA # ^	7548	BR9EIX SLD	3089	.032"
2015-2014	800	M 8000	BR9EYA # ^	7548	BR9EIX SLD	3089	.032"
2016-2014	800	M 8000 HCR	BR9EYA # ^	7548	BR9EIX SLD	3089	.032"
2015	800	M 8000 KINCAID LTD	BR9EYA # ^	7548	BR9EIX SLD	3089	.032"
2016	800	M 8000 LTD, ES	BR9EYA # ^	7548	BR9EIX SLD	3089	.032"
2015	800	M 8000 MCLURE LTD	BR9EYA # ^	7548	BR9EIX SLD	3089	.032"
2016	800	M 8000 SE, ES	BR9EYA # ^	7548	BR9EIX SLD	3089	.032"
2016-2014	800	M 8000 SNO PRO, ES, LTD, LTD ES	BR9EYA # ^	7548	BR9EIX SLD	3089	.032"
2011-2007	800	M8	BR9EYA # ^	7548	BR9EIX SLD	3089	.032"
2004-2001	800	MOUNTAIN CAT	BR9EYA # ^	7548	BR9EIX SLD	3089	.032"
2004-1998	800	PANTERA	BR9EYA # ^	7548	BR9EIX SLD	3089	.032"
2013	800	XF 800 CROSS	BR9EYA # ^	7548	BR9EIX SLD	3089	.032"
2013-2012	800	XF 800 HIGH COUNTRY SNO PRO, LTD	BR9EYA # ^	7548	BR9EIX SLD	3089	.032"
2013-2012	800	XF 800 LXR	BR9EYA # ^	7548	BR9EIX SLD	3089	.032"
2013-2012	800	XF 800 SNO PRO, ANNIVERSARY, LTD	BR9EYA # ^	7548	BR9EIX SLD	3089	.032"
2015-2014	800	XF 8000 CROSS COUNTRY, LTD, SNO PRO	BR9EYA # ^	7548	BR9EIX SLD	3089	.032"
2015-2014	800	XF 8000 CROSSTOUR	BR9EYA # ^	7548	BR9EIX SLD	3089	.032"
2016	800	XF 8000 CROSSTREK ES	BR9EYA # ^	7548	BR9EIX SLD	3089	.032"
2016-2014	800	XF 8000 HIGH COUNTRY, LTD, LTD ES, SNO PRO, SNO PRO LTD	BR9EYA # ^	7548	BR9EIX SLD	3089	.032"
2015-2014	800	XF 8000 LXR	BR9EYA # ^	7548	BR9EIX SLD	3089	.032"
2015-2014	800	XF 8000 SNO PRO, LTD	BR9EYA # ^	7548	BR9EIX SLD	3089	.032"
2003-2001	800	ZL	BR9EYA # ^	7548	BR9EIX SLD	3089	.032"
2003-2001	800	ZR	BR9EYA # ^	7548	BR9EIX SLD	3089	.032"
2016	800	ZR 8000 LTD ES, ET	BR9EYA # ^	7548	BR9EIX SLD	3089	.032"
2016-2014	800	ZR 8000 LXR, ES	BR9EYA # ^	7548	BR9EIX SLD	3089	.032"
2016-2014	800	ZR 8000 SNO PRO, LTD, LTD EL TIGRE ES, RR	BR9EYA # ^	7548	BR9EIX SLD	3089	.032"
1997-1995	800	ZRT	BR9ES SLD ^	3194	BR9EIX SLD	3089	.028"

Snowmobile

Denotes Original Equipment
 ^ Available in Blister Pack (see page 6)

Note: Due to different operating or engine conditions an alternate heat range plug maybe required.

MAKE/YR	ENGINE	MODEL NOTES	REGULAR PLUG	STK#	PREMIUM PLUG	STK#	GAP
ARCTIC CAT Cont'd							
2001-1998	800	ZRT	BR9EYA # ^	7548	BR9EIX SLD	3089	.032"
2006	700	CROSSFIRE	BR9EYA # ^	7548	BR9EIX SLD	3089	.032"
2006-2003	700	FIRECAT	BR9EYA # ^	7548	BR9EIX SLD	3089	.032"
2006-2005	700	M7	BR9EYA # ^	7548	BR9EIX SLD	3089	.032"
1994-1991	700	MOUNTAIN CAT	BR9ES SLD ^	3194	BR9EIX SLD	3089	.028"
1999	700	POWDER SPECIAL	BR9EYA # ^	7548	BR9EIX SLD	3089	.032"
2000	700	POWDER SPECIAL	BR10ES SLD	4684	BR10EIX SLD	6957	.028"
2006-2004	700	SABERCAT 700	BR9EYA # ^	7548	BR9EIX SLD	3089	.032"
1994-1991	700	WILDCAT	BR9ES SLD ^	3194	BR9EIX SLD	3089	.028"
1996-1995	700	WILDCAT	BR9EYA # ^	7548	BR9EIX SLD	3089	.032"
2000	700	ZL	BR10ES SLD	4684	BR10EIX SLD	6957	.028"
1996-1994	700	ZR	BR9ES SLD ^	3194	BR9EIX SLD	3089	.028"
1999	700	ZR	BR9EYA # ^	7548	BR9EIX SLD	3089	.032"
2000	700	ZR	BR10ES SLD	4684	BR10EIX SLD	6957	.028"
2002	660	4-STROKE	DCPR7E	3932	DCPR7EIX	6046	.028"
2003	660	4-STROKE	---	---	KR8AI #	5477	.032"
2003	660	BEARCAT	---	---	KR8AI #	5477	.032"
2008-2003	660	BEARCAT WIDETRACK TURBO	---	---	KR8AI #	5477	.032"
2008-2006	660	PANTHER	---	---	KR8AI #	5477	.032"
2008-2004	660	T660 TOURING	---	---	KR8AI #	5477	.032"
2007-2004	660	T660 TURBO	---	---	KR8AI #	5477	.032"
	650	T8A650RX (KAWASAKI)	B10ES	7928	BR10EIX	6801	.016"
1987	650	WILDCAT	BR9ES ^	5722	BR9EIX	3981	.028"
1989-1988	650	WILDCAT	B10ES	7928	BR10EIX	6801	.028"
1990	650	WILDCAT	BR9ES ^	5722	BR9EIX	3981	.028"
2010-2008	600	600 SNO PRO	BR9EYA # ^	7548	BR9EIX SLD	3089	.032"
2009	600	CROSSFIRE 6 HYBRID	BR9EYA # ^	7548	BR9EIX SLD	3089	.032"
2010-2006	600	CROSSFIRE 600 EFI	BR9EYA # ^	7548	BR9EIX SLD	3089	.032"
2008	600	CROSSFIRE 600 EFI SNO PRO - INTERNATIONAL	BR9EYA # ^	7548	BR9EIX SLD	3089	.032"
1998-1997	600	EXT	BR9EYA # ^	7548	BR9EIX SLD	3089	.032"
2010-2007	600	F6	BR9EYA # ^	7548	BR9EIX SLD	3089	.032"
2011-2009	600	F6 EFI SNO PRO	BR9EYA # ^	7548	BR9EIX SLD	3089	.032"
2006-2004	600	FIRECAT	BR9EYA # ^	7548	BR9EIX SLD	3089	.032"
2016-2015	600	M 6000	BPR9ES # ^	7788	BPR9EIX	6853	.028"
2016-2015	600	M 6000 ES	BPR9ES # ^	7788	BPR9EIX	6853	.028"
2016	600	M 6000 LTD, ES	BPR9ES # ^	7788	BPR9EIX	6853	.028"
2016-2014	600	M 6000 SNO PRO, ES	BPR9ES # ^	7788	BPR9EIX	6853	.028"
2011-2005	600	M6	BR9EYA # ^	7548	BR9EIX SLD	3089	.032"
2004-2001	600	MOUNTAIN CAT	BR9EYA # ^	7548	BR9EIX SLD	3089	.032"
2005-2002	600	PANTERA	BR9EYA # ^	7548	BR9EIX SLD	3089	.032"
1997	600	POWDER EXTREME	BR9ES ^	5722	BR9EIX	3981	.028"
1998	600	POWDER EXTREME	BR9EYA # ^	7548	BR9EIX SLD	3089	.032"
2000-1998	600	POWDER SPECIAL	BR9EYA # ^	7548	BR9EIX SLD	3089	.032"
2006-2004	600	SABERCAT 600	BR9EYA # ^	7548	BR9EIX SLD	3089	.032"
2012	600	SNO PRO 600, CROSS COUNTRY	BR9EYA # ^	7548	BR9EIX SLD	3089	.032"
2001-1998	600	TRIPLE TOURING	BR9EYA # ^	7548	BR9EIX SLD	3089	.032"
2015	600	XF 6000 CROSS COUNTRY	BPR9ES # ^	7788	BPR9EIX	6853	.028"
2015	600	XF 6000 CROSSTOUR	BPR9ES # ^	7788	BPR9EIX	6853	.028"
2015	600	XF 6000 HIGH COUNTRY SNO PRO	BPR9ES # ^	7788	BPR9EIX	6853	.028"
2015	600	XF 6000 LXR	BPR9ES # ^	7788	BPR9EIX	6853	.028"
2015	600	XF 6000 SNO PRO ES, LTD	BPR9ES # ^	7788	BPR9EIX	6853	.028"
2003-1999	600	ZL	BR9EYA # ^	7548	BR9EIX SLD	3089	.032"
2002-1998	600	ZR	BR9EYA # ^	7548	BR9EIX SLD	3089	.032"
2016-2014	600	ZR 6000 EL TIGRE, ES	BPR9ES # ^	7788	BPR9EIX	6853	.028"
2016	600	ZR 6000 LTD ES	BPR9ES # ^	7788	BPR9EIX	6853	.028"
2016-2015	600	ZR 6000 LXR, ES	BPR9ES # ^	7788	BPR9EIX	6853	.028"



Denotes Original Equipment

^ Available in Blister Pack (see page 6)

Note: Due to different operating or engine conditions an alternate heat range plug maybe required.

MAKE/YR	ENGINE	MODEL NOTES	REGULAR PLUG	STK#	PREMIUM PLUG	STK#	GAP
ARCTIC CAT Cont'd							
2016-2015	600	ZR 6000 R SX	BR9EYA # ^	7548	BR9EIX SLD	3089	.032"
2015	600	ZR 6000 R XC	BPR9ES # ^	7788	BPR9EIX	6853	.028"
2016-2015	600	ZR 6000 SNO PRO ES, LTD ES	BPR9ES # ^	7788	BPR9EIX	6853	.028"
2014	600	ZR 6000 SNO PRO R, CROSS COUNTRY	BR9EYA # ^	7548	BR9EIX SLD	3089	.032"
2015-2014	600	ZR 6000 SNO PRO RR	BPR9ES # ^	7788	BPR9EIX	6853	.028"
2015	600	ZR 6000 TUCKER HIBBERT RR	BPR9ES # ^	7788	BPR9EIX	6853	.028"
2002-1996	600	ZRT	BR9EYA # ^	7548	BR9EIX SLD	3089	.032"
1997-1993	580	EXT	BR9ES SLD ^	3194	BR9EIX SLD	3089	.028"
1998-1994	580	EXT (EFI)	BR9EYA # ^	7548	BR9EIX SLD	3089	.032"
1994-1993	580	EXT Z	BR9ES SLD ^	3194	BR9EIX SLD	3089	.028"
1994-1993	580	MOUNTAIN CAT	BR9ES SLD ^	3194	BR9EIX SLD	3089	.028"
1994-1993	580	PANTERA	BR9ES SLD ^	3194	BR9EIX SLD	3089	.028"
2001-1995	580	PANTERA	BR9EYA # ^	7548	BR9EIX SLD	3089	.032"
1997	580	POWDER SPECIAL	BR9ES SLD ^	3194	BR9EIX SLD	3089	.028"
2000	580	ZL	BR9EYA # ^	7548	BR9EIX SLD	3089	.032"
1996-1994	580	ZR	BR9ES SLD ^	3194	BR9EIX SLD	3089	.028"
1997-1995	580	ZR (EFI)	BR9EYA # ^	7548	BR9EIX SLD	3089	.032"
2015	570	BEARCAT 2000, XT, XTE	BR9EYA # ^	7548	BR9EIX SLD	3089	.032"
2014-2004	570	BEARCAT 570, XT, XTE	BR9EYA # ^	7548	BR9EIX SLD	3089	.032"
2007-2003	570	BEARCAT WIDETRACK	---	---	KR8AI #	5477	.032"
2014-2008	570	F570	BR9EYA # ^	7548	BR9EIX SLD	3089	.032"
2016-2015	570	LYNX 2000, LT	BR9EYA # ^	7548	BR9EIX SLD	3089	.032"
2004-2002	570	MOUNTAIN CAT	BR9EYA # ^	7548	BR9EIX SLD	3089	.032"
2007-2002	570	PANTHER	BR9EYA # ^	7548	BR9EIX SLD	3089	.032"
2014-2008	570	T570	BR9EYA # ^	7548	BR9EIX SLD	3089	.032"
2007-2002	570	Z	BR9EYA # ^	7548	BR9EIX SLD	3089	.032"
1997-1995	550	BEARCAT	BR9ES SLD ^	3194	BR9EIX SLD	3089	.028"
2002-1998	550	BEARCAT	BR9EYA # ^	7548	BR9EIX SLD	3089	.032"
2007-2003	550	BEARCAT WIDETRACK	---	---	KR8AI #	5477	.032"
1994	550	CHEETAH	BR9ES SLD ^	3194	BR9EIX SLD	3089	.028"
1997-1990	550	COUGAR L/C	BR9ES SLD ^	3194	BR9EIX SLD	3089	.028"
1998	550	COUGAR L/C	BR9EYA # ^	7548	BR9EIX SLD	3089	.032"
1993	550	EXT	BR9ES SLD ^	3194	BR9EIX SLD	3089	.028"
1992-1991	550	EXT SPECIAL	BR9ES SLD ^	3194	BR9EIX SLD	3089	.028"
1994-1993	550	MOUNTAIN CAT	BR9ES SLD ^	3194	BR9EIX SLD	3089	.028"
1994-1993	550	PANTERA	BR9ES SLD ^	3194	BR9EIX SLD	3089	.028"
2005-2002	550	PANTERA	BR9EYA # ^	7548	BR9EIX SLD	3089	.032"
1997-1991	550	PANTHER	BR9ES SLD ^	3194	BR9EIX SLD	3089	.028"
2001-1998	550	PANTHER	BR9EYA # ^	7548	BR9EIX SLD	3089	.032"
1995	550	PROWLER	BR9ES SLD ^	3194	BR9EIX SLD	3089	.028"
2003-2000	550	ZL	BR9EYA # ^	7548	BR9EIX SLD	3089	.032"
1989-1986	530	CHEETAH L/C	BR10ES SLD	4684	BR10EIX SLD	6957	.028"
1988-1986	530	EL TIGRE 6000	BR10ES SLD	4684	BR10EIX SLD	6957	.028"
1989	530	EL TIGRE 6000	---	---	BR10EIX	6801	.028"
1992-1989	530	EL TIGRE EXT	BR9ES SLD ^	3194	BR9EIX SLD	3089	.028"
1990	530	EL TIGRE MOUNTAIN CAT	BR9ES SLD ^	3194	BR9EIX SLD	3089	.028"
2010	500	500 SNO PRO	BR9EYA # ^	7548	BR9EIX SLD	3089	.032"
	500	AB50A1 (SUZUKI)	BR8ES ^	5422	BR8EIX	5044	.024"
	500	AB50A2 (SUZUKI)	BR8ES ^	5422	BR8EIX	5044	.024"
	500	AB50A3 (SUZUKI)	BR9ES ^	5722	BR9EIX	3981	.020"
	500	AB50A4 (SUZUKI)	BR9ES ^	5722	BR9EIX	3981	.020"
	500	AC50F1 (SUZUKI)	BR9ES ^	5722	BR9EIX	3981	.024"
	500	AC50F2 (SUZUKI)	BR9ES ^	5722	BR9EIX	3981	.024"
	500	AD50F3 (SUZUKI)	BR9ES ^	5722	BR9EIX	3981	.020"
	500	AD50F4 (SUZUKI)	BR9ES ^	5722	BR9EIX	3981	.020"
	500	AD50F5 (SUZUKI)	BR9ES ^	5722	BR9EIX	3981	.020"

Snowmobile

Denotes Original Equipment
 ^ Available in Blister Pack (see page 6)

Note: Due to different operating or engine conditions an alternate heat range plug maybe required.

MAKE/YR	ENGINE	MODEL NOTES	REGULAR PLUG	STK#	PREMIUM PLUG	STK#	GAP
ARCTIC CAT Cont'd							
	500	AD50F6 (SUZUKI)	---	---	BR10EIX	6801	.020"
	500	AE50A1 (SUZUKI)	BR9ES ^	5722	BR9EIX	3981	.020"
	500	AE50A6 (SUZUKI)	BR9ES ^	5722	BR9EIX	3981	.020"
	500	AH50L1 (SUZUKI)	BR9ES ^	5722	BR9EIX	3981	.020"
	500	AL50A1 (SUZUKI)	BR9ES ^	5722	BR9EIX	3981	.020"
1991-1986	500	CHEETAH	BR9ES ^	5722	BR9EIX	3981	.028"
1990-1985	500	COUGAR	BR9ES ^	5722	BR9EIX	3981	.028"
2009-2007	500	CROSSFIRE EFI	BR9EYA # ^	7548	BR9EIX SLD	3089	.032"
1977	500	EL TIGRE 5000	BR9ES ^	5722	BR9EIX	3981	.020"
1981-1980	500	EL TIGRE 5000 F/C	BR9ES ^	5722	BR9EIX	3981	.020"
1986	500	EL TIGRE 5000 F/C	BR10ES SLD	4684	BR10EIX SLD	6957	.028"
1988-1987	500	EL TIGRE 5000 F/C	BR9ES ^	5722	BR9EIX	3981	.020"
1980-1978	500	EL TIGRE 6000	BR9ES ^	5722	BR9EIX	3981	.020"
1981	500	EL TIGRE 6000	---	---	BR10EIX	6801	.020"
1985-1984	500	EL TIGRE 6000	---	---	BR10EIX	6801	.028"
1987	500	EL TIGRE 6000	BR9ES ^	5722	BR9EIX	3981	.020"
1988	500	EL TIGRE 6000	---	---	BR10EIX	6801	.028"
2009-2007	500	F5	BR9EYA # ^	7548	BR9EIX SLD	3089	.032"
2011-2009	500	F5 EFI, LXR	BR9EYA # ^	7548	BR9EIX SLD	3089	.032"
2014-2012	500	F5, LXR	BR9EYA # ^	7548	BR9EIX SLD	3089	.032"
2006-2003	500	FIRECAT	BR9EYA # ^	7548	BR9EIX SLD	3089	.032"
1996	500	JAG	BR9ES ^	5722	BR9EIX	3981	.028"
2006-2005	500	M5	BR9EYA # ^	7548	BR9EIX SLD	3089	.032"
2002-2001	500	MOUNTAIN CAT	BR9EYA # ^	7548	BR9EIX SLD	3089	.032"
2005	500	MOUNTAIN M5	BR9EYA # ^	7548	BR9EIX SLD	3089	.032"
1981-1978	500	PANTERA	BR9ES ^	5722	BR9EIX	3981	.020"
1977	500	PANTERA	BR8ES ^	5422	BR8EIX	5044	.024"
1986	500	PANTERA	BR9ES ^	5722	BR9EIX	3981	.020"
1992-1990	500	PANTERA	BR9ES ^	5722	BR9EIX	3981	.020"
1980-1979	500	PANTHER	BR9ES ^	5722	BR9EIX	3981	.028"
1988-1986	500	PANTHER	BR9ES ^	5722	BR9EIX	3981	.028"
1992-1990	500	PANTHER	BR9ES ^	5722	BR9EIX	3981	.028"
2000-1999	500	POWDER SPECIAL	BR9EYA # ^	7548	BR9EIX SLD	3089	.032"
2006-2004	500	SABERCAT 500	BR9EYA # ^	7548	BR9EIX SLD	3089	.032"
2014-2010	500	SNO PRO 500	BR9EYA # ^	7548	BR9EIX SLD	3089	.032"
2009-2008	500	T500	BR9EYA # ^	7548	BR9EIX SLD	3089	.032"
2003-1998	500	ZL	BR9EYA # ^	7548	BR9EIX SLD	3089	.032"
2002-1998	500	ZR	BR9EYA # ^	7548	BR9EIX SLD	3089	.032"
2015	500	ZR 4000 LXR, RR	BR9EYA # ^	7548	BR9EIX SLD	3089	.032"
	440	AB44F1 (SUZUKI)	BR8ES ^	5422	BR8EIX	5044	.020"
	440	AB44F2 (SUZUKI)	BR9ES ^	5722	BR9EIX	3981	.024"
	440	AC44A1 (SUZUKI)	BR8ES ^	5422	BR8EIX	5044	.024"
	440	AC44A2 (SUZUKI)	BR8ES ^	5422	BR8EIX	5044	.020"
	440	AC44A3 (SUZUKI)	BR9ES ^	5722	BR9EIX	3981	.020"
	440	AD44L1 (SUZUKI)	BR9ES ^	5722	BR9EIX	3981	.020"
	440	AF44L2 (SUZUKI)	BR9ES ^	5722	BR9EIX	3981	.020"
1997-1995	440	BEARCAT	BR9ES SLD ^	3194	BR9EIX SLD	3089	.028"
2000-1998	440	BEARCAT	BR9EYA # ^	7548	BR9EIX SLD	3089	.032"
1973	440	CHEETAH	BR9ES SLD ^	3194	BR9EIX SLD	3089	.028"
1976-1974	440	CHEETAH	BR8ES ^	5422	BR8EIX	5044	.020"
1978-1977	440	CHEETAH	BR9ES SLD ^	3194	BR9EIX SLD	3089	.028"
1987	440	CHEETAH	B10ES	7928	BR10EIX	6801	.018"
1988	440	CHEETAH	BR9ES SLD ^	3194	BR9EIX SLD	3089	.028"
1994	440	CHEETAH F/C	BR9ES SLD ^	3194	BR9EIX SLD	3089	.028"
1993-1991	440	CHEETAH L/C	BR9ES SLD ^	3194	BR9EIX SLD	3089	.028"
1994-1993	440	COUGAR L/C	BR9ES SLD ^	3194	BR9EIX SLD	3089	.028"



Denotes Original Equipment
 ^ Available in Blister Pack (see page 6)

Note: Due to different operating or engine conditions an alternate heat range plug maybe required.

MAKE/YR	ENGINE	MODEL NOTES	REGULAR PLUG	STK#	PREMIUM PLUG	STK#	GAP
ARCTIC CAT Cont'd							
1977	440	CROSS COUNTRY	BR9ES ^	5722	BR9EIX	3981	.028"
1975-1973	440	EL TIGRE	BR9ES SLD ^	3194	BR9EIX SLD	3089	.028"
1976	440	EL TIGRE	BR8ES ^	5422	BR8EIX	5044	.020"
1980-1977	440	EL TIGRE 5000	BR9ES SLD ^	3194	BR9EIX SLD	3089	.028"
1988-1987	440	EL TIGRE 5000	BR9ES ^	5722	BR9EIX	3981	.028"
1995	440	EXT MOUNTAIN CAT	BR9ES SLD ^	3194	BR9EIX SLD	3089	.028"
1988-1986	440	JAG	BR9ES ^	5722	BR9EIX	3981	.028"
1997-1995	440	JAG	BR9ES SLD ^	3194	BR9EIX SLD	3089	.028"
1999-1998	440	JAG	BR9EYA # ^	7548	BR9EIX SLD	3089	.032"
1980	440	JAG 4000	BR8ES ^	5422	BR8EIX	5044	.020"
1981	440	JAG 4000	BR9ES ^	5722	BR9EIX	3981	.028"
1985	440	JAG 4000	BR9ES ^	5722	BR9EIX	3981	.028"
1990-1989	440	JAG AFS	BR9ES ^	5722	BR9EIX	3981	.028"
1994-1991	440	JAG AFS	BR9ES SLD ^	3194	BR9EIX SLD	3089	.028"
1994-1993	440	JAG AWS	BR9ES SLD ^	3194	BR9EIX SLD	3089	.028"
1996	440	JAG L/C	BR9ES SLD ^	3194	BR9EIX SLD	3089	.028"
1994-1993	440	JAG Z	BR9ES SLD ^	3194	BR9EIX SLD	3089	.028"
1980-1974	440	LYNX	BR8ES ^	5422	BR8EIX	5044	.020"
1977	440	PANTERA	BR8ES ^	5422	BR8EIX	5044	.020"
1981-1978	440	PANTERA	BR9ES ^	5722	BR9EIX	3981	.028"
1990-1985	440	PANTERA	BR9ES ^	5722	BR9EIX	3981	.028"
1992-1991	440	PANTERA	BR9ES SLD ^	3194	BR9EIX SLD	3089	.028"
2001	440	PANTERA	BR9EYA # ^	7548	BR9EIX SLD	3089	.032"
1973	440	PANTHER	BR9ES ^	5722	BR9EIX	3981	.020"
1976-1974	440	PANTHER	BR8ES ^	5422	BR8EIX	5044	.020"
1981-1977	440	PANTHER	BR9ES ^	5722	BR9EIX	3981	.020"
1990-1984	440	PANTHER	BR9ES ^	5722	BR9EIX	3981	.020"
1997-1991	440	PANTHER	BR9ES SLD ^	3194	BR9EIX SLD	3089	.028"
2002-1998	440	PANTHER	BR9EYA # ^	7548	BR9EIX SLD	3089	.032"
1996	440	PANTHER L/C	BR9ES SLD ^	3194	BR9EIX SLD	3089	.028"
1995-1990	440	PROWLER	BR9ES SLD ^	3194	BR9EIX SLD	3089	.028"
1993	440	PROWLER Z	BR9ES SLD ^	3194	BR9EIX SLD	3089	.028"
1973	440	PUMA	BR9ES SLD ^	3194	BR9EIX SLD	3089	.028"
	440	SNO PRO	B10ES	7928	BR10EIX	6801	.018"
2006-2004	440	SNO PRO	BR9EYA # ^	7548	BR9EIX SLD	3089	.032"
1990-1987	440	SUPER JAG	BR9ES ^	5722	BR9EIX	3981	.028"
1992-1991	440	SUPER JAG	BR9ES SLD ^	3194	BR9EIX SLD	3089	.028"
	440	T1A440F2 (KAWASAKI)	B10ES	7928	BR10EIX	6801	.016"
	440	T1A440S1 (KAWASAKI)	B8ES	2411	BR8EIX	5044	.030"
	440	T1B440D1A (KAWASAKI)	BUE	2322	---	---	---
	440	T1B440S (KAWASAKI)	B8ES	2411	BR8EIX	5044	.030"
	440	T1C440S1A (KAWASAKI)	B8ES	2411	BR8EIX	5044	.030"
	440	T1C440S2A (KAWASAKI)	B8ES	2411	BR8EIX	5044	.030"
	440	T1D440A2A (KAWASAKI)	B8ES	2411	BR8EIX	5044	.030"
	440	T7440FR1 (KAWASAKI)	---	---	BR9EIX	3981	.016"
	440	T7440FR2 (KAWASAKI)	B9ES	2611	BR9EIX	3981	.016"
	440	T7A440RS (KAWASAKI)	B9ES	2611	BR9EIX	3981	.016"
	440	T7A440RX (KAWASAKI)	B10ES	7928	BR10EIX	6801	.016"
	440	T7B440RS1A (KAWASAKI)	---	---	BR9EIX	3981	.016"
1981-1980	440	TRAIL CAT	BR9ES ^	5722	BR9EIX	3981	.028"
1977	440	Z	BR9ES SLD ^	3194	BR9EIX SLD	3089	.028"
1997-1995	440	Z	BR9ES SLD ^	3194	BR9EIX SLD	3089	.028"
2006-1998	440	Z	BR9EYA # ^	7548	BR9EIX SLD	3089	.032"
2003-2001	440	Z SNO PRO	BR9EYA # ^	7548	BR9EIX SLD	3089	.032"
1997	440	ZL	BR9ES SLD ^	3194	BR9EIX SLD	3089	.028"
2000-1998	440	ZL	BR9EYA # ^	7548	BR9EIX SLD	3089	.032"

Snowmobile

Denotes Original Equipment
 ^ Available in Blister Pack (see page 6)

Note: Due to different operating or engine conditions an alternate heat range plug maybe required.

MAKE/YR	ENGINE	MODEL NOTES	REGULAR PLUG	STK#	PREMIUM PLUG	STK#	GAP
ARCTIC CAT Cont'd							
1997-1993	440	ZR	BR9ES SLD ^	3194	BR9EIX SLD	3089	.028"
1998	440	ZR	BR9EYA # ^	7548	BR9EIX SLD	3089	.032"
2002-2001	440	ZR SNO PRO	BR9EYA # ^	7548	BR9EIX SLD	3089	.032"
1973	400	CHEETAH	B9ES	2611	BR9EIX	3981	.016"
1974	400	EL TIGRE	BR9ES SLD ^	3194	BR9EIX SLD	3089	.025"
1994-1991	400	JAG	BR9ES SLD ^	3194	BR9EIX SLD	3089	.025"
1985	400	JAG 4000	BR9ES SLD ^	3194	BR9EIX SLD	3089	.025"
1973	400	PANTHER	B9ES	2611	BR9EIX	3981	.016"
1973	400	PUMA	B9ES	2611	BR9EIX	3981	.016"
1992-1987	400	SUPER JAG	BR9ES SLD ^	3194	BR9EIX SLD	3089	.025"
	400	T1A400F1 (KAWASAKI)	B10ES	7928	BR10EIX	6801	.016"
	400	T1A400S1 (KAWASAKI)	B8ES	2411	BR8EIX	5044	.030"
	400	T1B400S (KAWASAKI)	B8ES	2411	BR8EIX	5044	.030"
	400	T7A400RS (KAWASAKI)	B9ES	2611	BR9EIX	3981	.016"
	400	T7B400RS1A (KAWASAKI)	---	---	BR9EIX	3981	.016"
2001	370	PANTHER	BR9EYA # ^	7548	BR9EIX SLD	3089	.032"
2008-2003	370	PANTHER	BR9EYA # ^	7548	BR9EIX SLD	3089	.032"
2007-1999	370	Z	BR9EYA # ^	7548	BR9EIX SLD	3089	.032"
	340	340 MOD KIT (SUZUKI)	B10ES	7928	BR10EIX	6801	.018"
	340	AA34F1 (SUZUKI)	BR8ES ^	5422	BR8EIX	5044	.024"
	340	AA34F2 (SUZUKI)	BR8ES ^	5422	BR8EIX	5044	.024"
	340	AA34F3 (SUZUKI)	BR8ES ^	5422	BR8EIX	5044	.020"
	340	AA34F4 (SUZUKI)	BR8ES ^	5422	BR8EIX	5044	.020"
	340	AA34F5 (SUZUKI)	BR8ES ^	5422	BR8EIX	5044	.020"
	340	AB34F1 (SUZUKI)	BR9ES ^	5722	BR9EIX	3981	.025"
	340	AC34L2 (SUZUKI)	B10ES	7928	BR10EIX	6801	.018"
	340	AD34L1 (SUZUKI)	B10ES	7928	BR10EIX	6801	.018"
	340	AE23L2 (SUZUKI)	BR9ES ^	5722	BR9EIX	3981	.020"
	340	AE44L2 (SUZUKI)	B10ES	7928	BR10EIX	6801	.018"
	340	AF34A1 (SUZUKI)	BR8ES ^	5422	BR8EIX	5044	.020"
	340	AF34A2 (SUZUKI)	BR8ES ^	5422	BR8EIX	5044	.020"
1997-1995	340	BEARCAT	BR9ES SLD ^	3194	BR9EIX SLD	3089	.028"
2000-1998	340	BEARCAT	BR9EYA # ^	7548	BR9EIX SLD	3089	.032"
1975-1974	340	CHEETAH	B8ES	2411	BR8EIX	5044	.030"
1994-1992	340	CHEETAH	BR9ES SLD ^	3194	BR9EIX SLD	3089	.028"
1975-1974	340	EL TIGRE	BR9ES SLD ^	3194	BR9EIX SLD	3089	.028"
1980-1977	340	JAG	BR8ES ^	5422	BR8EIX	5044	.028"
1990-1987	340	JAG	BR8ES ^	5422	BR8EIX	5044	.028"
1992-1991	340	JAG	BR8ES SLD	3961	BR8EIX SLD	6747	.028"
1999-1998	340	JAG	BR9EYA # ^	7548	BR9EIX SLD	3089	.032"
1974	340	LYNX	BR9HS	4522	BR9HIX	5687	.028"
1979-1978	340	LYNX	BR8ES SLD	3961	BR8EIX SLD	6747	.028"
1980	340	LYNX	BR9ES SLD ^	3194	BR9EIX SLD	3089	.028"
1991	340	LYNX	BR8ES SLD	3961	BR8EIX SLD	6747	.028"
1993-1992	340	LYNX	BR9ES SLD ^	3194	BR9EIX SLD	3089	.028"
1974	340	PANTHER	B8ES	2411	BR8EIX	5044	.030"
1978-1977	340	PANTHER	BR8ES SLD	3961	BR8EIX SLD	6747	.028"
2000-1998	340	PANTHER	BR9EYA # ^	7548	BR9EIX SLD	3089	.032"
1997-1994	340	PUMA	BR9ES SLD ^	3194	BR9EIX SLD	3089	.028"
	340	SNO PRO 340 (SUZUKI)	B10ES	7928	BR10EIX	6801	.018"
	340	T1A340F1 (KAWASAKI)	B10ES	7928	BR10EIX	6801	.016"
	340	T1A340S1 (KAWASAKI)	B8ES	2411	BR8EIX	5044	.030"
	340	T1B340RS (KAWASAKI)	B9ES	2611	BR9EIX	3981	.016"
	340	T1B340S (KAWASAKI)	B8ES	2411	BR8EIX	5044	.030"
	340	T1C340RS1A (KAWASAKI)	---	---	BR9EIX	3981	.016"
	340	T1C340S1A (KAWASAKI)	B8ES	2411	BR8EIX	5044	.030"



Denotes Original Equipment

^ Available in Blister Pack (see page 6)

Note: Due to different operating or engine conditions an alternate heat range plug maybe required.

MAKE/YR	ENGINE	MODEL NOTES	REGULAR PLUG	STK#	PREMIUM PLUG	STK#	GAP
ARCTIC CAT Cont'd							
	340	T1C340S2A (KAWASAKI)	B8ES	2411	BR8EIX	5044	.030"
	340	T1D340A2A (KAWASAKI)	B8ES	2411	BR8EIX	5044	.030"
	340	T1D340F1 (KAWASAKI)	B8ES	2411	BR8EIX	5044	.030"
	340	T7340RX (KAWASAKI)	B10ES	7928	BR10EIX	6801	.016"
	340	T7C340FR1 (KAWASAKI)	B9ES	2611	BR9EIX	3981	.016"
	340	T7C340FR2 (KAWASAKI)	B9ES	2611	BR9EIX	3981	.016"
1980-1978	340	TRAIL CAT 3000	BR8ES SLD	3961	BR8EIX SLD	6747	.028"
1993-1992	339	LYNX MOUNTAIN CAT	BR9ES ^	5722	BR9EIX	3981	.020"
1997-1994	339	PUMA	BR9ES ^	5722	BR9EIX	3981	.020"
1980	339	TRIAL CAT 3000	BR8ES ^	5422	BR8EIX	5044	.028"
1974	295	EL TIGRE	BR9ES ^	5722	BR9EIX	3981	.028"
1980-1978	295	JAG 2000	BR8ES ^	5422	BR8EIX	5044	.028"
1974	295	LYNX I	BR9HS	4522	BR9HIX	5687	.028"
1974	295	LYNX II	B8ES	2411	BR8EIX	5044	.024"
	292	KT150A (KAWASAKI)	AB-8	7909	---	---	.028"
	292	KT150B (KAWASAKI)	AB-8	7909	---	---	.028"
	292	T1C295-RS1A (KAWASAKI)	---	---	BR9EIX	3981	.016"
	292	T4C292S1A (KAWASAKI)	BR9HS	4522	BR9HIX	5687	.028"
	292	T7A290RS (KAWASAKI)	B10ES	7928	BR10EIX	6801	.016"
	292	TB292S (KAWASAKI)	B9HS	5810	BR9HIX	5687	.028"
	275	AA28F1 (SUZUKI)	BR8ES ^	5422	BR8EIX	5044	.024"
	275	AA28F2 (SUZUKI)	BR8ES ^	5422	BR8EIX	5044	.024"
	275	AA28F3 (SUZUKI)	BR8ES ^	5422	BR8EIX	5044	.024"
	275	AA28F4 (SUZUKI)	BR8ES ^	5422	BR8EIX	5044	.020"
	275	AA28F5 (SUZUKI)	BR8ES ^	5422	BR8EIX	5044	.020"
1977	250	250 Z	BR9ES ^	5722	BR9EIX	3981	.016"
	250	AA25L2 (SUZUKI)	B10ES	7928	BR10EIX	6801	.018"
	250	AB25F1 (SUZUKI)	BR8ES ^	5422	BR8EIX	5044	.024"
	250	AB25F3 (SUZUKI)	BR9ES ^	5722	BR9EIX	3981	.020"
	250	AB25F4 (SUZUKI)	BR8ES ^	5422	BR8EIX	5044	.020"
	250	T1B250RX (KAWASAKI)	B9ES	2611	BR9EIX	3981	.016"
	250	T1D250F1 (KAWASAKI)	B8ES	2411	BR8EIX	5044	.030"
	250	T7C250FR2 (KAWASAKI)	B9ES	2611	BR9EIX	3981	.016"
2009	120	120 SNO PRO	BPR6ES SLD #	4008	BPR6EIX	6637	.028"
2008-2007	120	AC 120	BPR6ES SLD #	4008	BPR6EIX	6637	.028"
2006	120	F120	BPR6ES SLD #	4008	BPR6EIX	6637	.028"
2013-2010	120	SNO PRO 120	BPR4ES SLD # ^	6578	---	---	.032"
2005-2002	120	Z - ZR120	BPR6ES SLD #	4008	BPR6EIX	6637	.028"
2001-2000	120	Z120	BPR6ES SLD #	4008	BPR6EIX	6637	.028"
2016-2014	120	ZR 120	BPR4ES SLD # ^	6578	---	---	.032"
2000-1972	60	KITTY CAT	BR6HS ^	3922	BR6HIX	3419	.028"
BLADE							
2002	800	1W-X	BR9ES SLD ^	3194	BR9EIX SLD	3089	.028"
2001	800	8X2	BR9ES SLD ^	3194	BR9EIX SLD	3089	.028"
2002	800	HYLANDER X	BR9ES SLD ^	3194	BR9EIX SLD	3089	.028"
2002	800	STRIKER X	BR9ES SLD ^	3194	BR9EIX SLD	3089	.028"
2002	700	1W-X	BR9ES SLD ^	3194	BR9EIX SLD	3089	.028"
2001-2000	700	7X2	BR9ES SLD ^	3194	BR9EIX SLD	3089	.028"
2002	700	HYLANDER X	BR9ES SLD ^	3194	BR9EIX SLD	3089	.028"
2002	700	STRIKER X	BR9ES SLD ^	3194	BR9EIX SLD	3089	.028"
2002	600	1W-X	BR9ES SLD ^	3194	BR9EIX SLD	3089	.028"
2001	600	6X2	BR9ES SLD ^	3194	BR9EIX SLD	3089	.028"
2002	600	STRIKER X	BR9ES SLD ^	3194	BR9EIX SLD	3089	.028"
BOLENS							
	440	440	B8HS	5510	BR8HIX	7001	.024"
	400	399	B8HS	5510	BR8HIX	7001	.024"

Snowmobile

Denotes Original Equipment
 ^ Available in Blister Pack (see page 6)

Note: Due to different operating or engine conditions an alternate heat range plug maybe required.

MAKE/YR	ENGINE	MODEL NOTES	REGULAR PLUG	STK#	PREMIUM PLUG	STK#	GAP
BOLENS Cont'd							
	340	340	B8HS	5510	BR8HIX	7001	.024"
	315	315	B8HS	5510	BR8HIX	7001	.024"
	295	295	B8HS	5510	BR8HIX	7001	.024"
	292	292	B8HS	5510	BR8HIX	7001	.024"
CCW - SNOWMOBILE ENGINES							
	440	KEC 440	B8HS	5510	BR8HIX	7001	.024"
	440	KEC 440/5	B8ES	2411	BR8EIX	5044	.024"
	400	KEC 400	B8HS	5510	BR8HIX	7001	.024"
	400	KEC 400/22	B8ES	2411	BR8EIX	5044	.024"
	340	KEC 340	B8HS	5510	BR8HIX	7001	.024"
	340	KEC 340/22A	B8ES	2411	BR8EIX	5044	.024"
	340	KEC 340/5	B8ES	2411	BR8EIX	5044	.024"
	290	KEC 290	B8HS	5510	BR8HIX	7001	.024"
	290	KEC 290RC/2	BUE	2322	---	---	---
	248	KEC 248	AB-7	3010	---	---	.024"
CHAPPARAL							
	650	RACING	---	---	BR8HIX	7001	.020"
	440	440 - 1/2" REACH	B7HS	5110	BR7HIX	7067	.020"
	440	440 - 3/4" REACH	BR7ES	5122	BR7EIX	6664	.020"
	440	RACING	---	---	BR8HIX	7001	.020"
	440	SS - 1/2" REACH	B8HS	5510	BR8HIX	7001	.020"
	440	SS - 3/4" REACH	B9ES	2611	BR9EIX	3981	.020"
	440	SSX	BR8ES ^	5422	BR8EIX	5044	.020"
	400	400 - 1/2" REACH	B7HS	5110	BR7HIX	7067	.020"
	400	400 - 3/4" REACH	B8ES	2411	BR8EIX	5044	.020"
	400	SS - 1/2" REACH	B8HS	5510	BR8HIX	7001	.020"
	400	SS - 3/4" REACH	B9ES	2611	BR9EIX	3981	.020"
	340	340	BR7ES	5122	BR7EIX	6664	.020"
	340	SS	B9ES	2611	BR9EIX	3981	.020"
	340	SSX	BR8ES ^	5422	BR8EIX	5044	.020"
	295	295	BR7ES	5122	BR7EIX	6664	.020"
	250	25C	B8ES	2411	BR8EIX	5044	.020"
HIRTH - SNOWMOBILE ENGINES							
	800	230R	B8HS	5510	BR8HIX	7001	.020"
	650	171R	AB-7	3010	---	---	.020"
	650	172R	AB-7	3010	---	---	.020"
	650	231R	B8HS	5510	BR8HIX	7001	.020"
	650	280R	B8ES	2411	BR8EIX	5044	.020"
	650	281RO	B8ES	2411	BR8EIX	5044	.020"
	600	170R	AB-7	3010	---	---	.020"
	500	180R	AB-7	3010	---	---	.020"
	500	220R	AB-7	3010	---	---	.020"
	500	275R	AB-7	3010	---	---	.020"
	440	211R	AB-7	3010	---	---	.020"
	440	270R	AB-7	3010	---	---	.020"
	440	273R	AB-7	3010	---	---	.020"
	440	276RO	AB-8	7909	---	---	.020"
	400	210R	AB-7	3010	---	---	.020"
	400	271R3	AB-8	7909	---	---	.020"
	400	271R4	AB-8	7909	---	---	.020"
	400	271RO	AB-7	3010	---	---	.020"
	400	277RO	AB-8	7909	---	---	.020"
	400	R3	AB-8	7909	---	---	.020"
	400	R4	AB-8	7909	---	---	.020"
	372	160R	AB-7	3010	---	---	.020"
	372	200R	AB-7	3010	---	---	.020"



Denotes Original Equipment

^ Available in Blister Pack (see page 6)

Note: Due to different operating or engine conditions an alternate heat range plug maybe required.

MAKE/YR	ENGINE	MODEL NOTES	REGULAR PLUG	STK#	PREMIUM PLUG	STK#	GAP
HIRTH - SNOWMOBILE ENGINES Cont'd							
	340	194R	AB-7	3010	---	---	.020"
	340	260R	B8ES	2411	BR8EIX	5044	.020"
	340	278RO	AB-8	7909	---	---	.020"
	340	279RO	AB-8	7909	---	---	.020"
	340	R3	B8ES	2411	BR8EIX	5044	.020"
	340	R4	B8ES	2411	BR8EIX	5044	.020"
	317	192R	AB-7	3010	---	---	.020"
	300	190R	AB-7	3010	---	---	.020"
	300	191R	AB-7	3010	---	---	.020"
	300	52R	AB-7	3010	---	---	.020"
	300	53R	AB-7	3010	---	---	.020"
	300	54R	AB-7	3010	---	---	.020"
	300	55R	AB-7	3010	---	---	.020"
	292	193R	AB-7	3010	---	---	.020"
	292	261R	B8ES	2411	BR8EIX	5044	.020"
	292	56R	AB-7	3010	---	---	.020"
	292	R3	B8ES	2411	BR8EIX	5044	.020"
	292	R4	B8ES	2411	BR8EIX	5044	.020"
	250	81R	AB-7	3010	---	---	.020"
	250	82R	AB-7	3010	---	---	.020"
	200	60R	AB-7	3010	---	---	.020"
	180	110R	AB-7	3010	---	---	.020"
JLO/ROCKWELL - SNOWMOBILE ENGINES							
	760	760/2	AB-8	7909	---	---	.020"
	600	LB600/2	AB-7	3010	---	---	.020"
	440	2F 440	B8ES	2411	BR8EIX	5044	.020"
	440	LR440/2	AB-7	3010	---	---	.020"
	400	L399/2	B8ES	2411	BR8EIX	5044	.020"
	400	LR399/2	B8ES	2411	BR8EIX	5044	.020"
	400	LR400/2	B8ES	2411	BR8EIX	5044	.020"
	395	L395	AB-7	3010	---	---	.020"
	380	L380	AB-7	3010	---	---	.020"
	372	L372	AB-7	3010	---	---	.020"
	340	2F 340	B8ES	2411	BR8EIX	5044	.020"
	340	L340	AB-7	3010	---	---	.020"
	340	L340/70	B8ES	2411	BR8EIX	5044	.020"
	340	LR340/2	B8ES	2411	BR8EIX	5044	.020"
	300	L297	AB-7	3010	---	---	.020"
	300	L300	AB-7	3010	---	---	.020"
	295	2F 295	B8ES	2411	BR8EIX	5044	.020"
	295	L295/70	B8ES	2411	BR8EIX	5044	.020"
	295	R295	B8ES	2411	BR8EIX	5044	.020"
	292	L292	AB-7	3010	---	---	.020"
	292	L295	AB-7	3010	---	---	.020"
	252	L252	AB-6	2910	---	---	.020"
	230	L230	AB-7	3010	---	---	.020"
	227	L227	AB-7	3010	---	---	.020"
	197	L197	AB-6	2910	---	---	.020"
	152	L152	AB-6	2910	---	---	.020"
	100	L99	B6HS	7534	BR6HIX	3419	.020"
JOHN DEERE							
1982-1981	440	ALL MODELS - ALL ENGINES	BR9ES ^	5722	BR9EIX	3981	.032"
	440	EC440/22A W/CDI	B10ES	7928	BR10EIX	6801	.024"
	440	EC440/22A W/MAGNETO	BR8ES ^	5422	BR8EIX	5044	.024"
	440	EC440/22B	B10ES	7928	BR10EIX	6801	.024"
	440	EC440/22C	B10ES	7928	BR10EIX	6801	.024"

Snowmobile

Denotes Original Equipment
 ^ Available in Blister Pack (see page 6)

Note: Due to different operating or engine conditions an alternate heat range plug maybe required.

MAKE/YR	ENGINE	MODEL NOTES	REGULAR PLUG	STK#	PREMIUM PLUG	STK#	GAP
JOHN DEERE Cont'd							
	440	EC440/23	B10ES	7928	BR10EIX	6801	.024"
	440	TA440A	BR8ES ^	5422	BR8EIX	5044	.032"
	440	TA440B	BR9ES ^	5722	BR9EIX	3981	.032"
	440	TC440A	BR9ES ^	5722	BR9EIX	3981	.032"
	340	EC340/22	B10ES	7928	BR10EIX	6801	.024"
	340	EC340/22A W/MAGNETO	BR8ES ^	5422	BR8EIX	5044	.024"
	340	EC340/23	B10ES	7928	BR10EIX	6801	.024"
	340	EC340RS/2	B10ES	7928	BR10EIX	6801	.024"
	340	IEC340/5A	BR8ES ^	5422	BR8EIX	5044	.024"
	340	TA340A	BR8ES ^	5422	BR8EIX	5044	.032"
	340	TB340A	BR8ES ^	5422	BR8EIX	5044	.032"
	340	TC340E	BR9ES ^	5722	BR9EIX	3981	.032"
	295	KEC295RS/2	B10ES	7928	BR10EIX	6801	.024"
		ALSO SEE: CCW, KOHLER	---	---	---	---	---
KAWASAKI - SNOWMOBILE ENGINES							
	530	TC530D-B201	---	---	BR9EIX	3981	.024"
	440	TA440A	BR8ES ^	5422	BR8EIX	5044	.032"
	440	TA440B	---	---	BR9EIX	3981	.032"
	440	TA440B-C201	---	---	BR9EIX	3981	.024"
	440	TA440C	---	---	BR9EIX	3981	.024"
	440	TA440C-C201	---	---	BR9EIX	3981	.024"
	440	TA440C-D203	---	---	BR9EIX	3981	.024"
	440	TA440C-D210	---	---	BR9EIX	3981	.024"
	440	TC440A	---	---	BR9EIX	3981	.024"
	440	TC440A-C201	---	---	BR9EIX	3981	.024"
	440	TC440C-A201	---	---	BR9EIX	3981	.024"
	440	TC440D-A201	---	---	BR9EIX	3981	.024"
	440	TC440D-A204	---	---	BR9EIX	3981	.024"
	340	TA340A	BR8ES ^	5422	BR8EIX	5044	.032"
	340	TA340A-A201	BR8ES SLD	3961	BR8EIX SLD	6747	.032"
	340	TA340A-D201	BR8ES SLD	3961	BR8EIX SLD	6747	.032"
	340	TA340C-D203	BR9ES SLD ^	3194	BR9EIX SLD	3089	.032"
	340	TC340A	---	---	BR9EIX	3981	.024"
	340	TC340A-C201	---	---	BR9EIX	3981	.024"
KOHLER - SNOWMOBILE ENGINES							
	645	K141 4-STROKE	B6S	3510	---	---	.020"
	645	K161 4-STROKE	B6S	3510	---	---	.020"
	645	K18 4-STROKE	B6S	3510	---	---	.020"
	645	K645-3RS (1/2" REACH)	B9HS	5810	BR9HIX	5687	.020"
	645	K645-3RS (3/4" REACH)	B10ES	7928	BR10EIX	6801	.020"
	645	K645-3SS (1/2" REACH)	B9HS	5810	BR9HIX	5687	.020"
	645	K645-3SS (3/4" REACH)	B10ES	7928	BR10EIX	6801	.020"
	618	K618-2	AB-7	3010	---	---	.020"
	539	K539-2	AB-7	3010	---	---	.020"
	440	K440-2	AB-7	3010	---	---	.020"
	440	K440-2AM	B9ES	2611	BR9EIX	3981	.020"
	440	K440-2AM W/CDI	BUE	2322	---	---	---
	440	K440-2AS	BUE	2322	---	---	---
	440	K440-2AX	B8ES	2411	BR8EIX	5044	.020"
	440	K440-2RS	BUE	2322	---	---	---
	440	K440-2SS (1/2" REACH)	B9HS	5810	BR9HIX	5687	.020"
	440	K440-2SS (3/4" REACH)	B10ES	7928	BR10EIX	6801	.020"
	440	K440-2T	AB-7	3010	---	---	.020"
	440	K440-3RS (1/2" REACH)	B9HS	5810	BR9HIX	5687	.020"
	440	K440-3RS (3/4" REACH)	B10ES	7928	BR10EIX	6801	.020"
	440	K440-RLC	BUE	2322	---	---	---



Denotes Original Equipment

^ Available in Blister Pack (see page 6)

Note: Due to different operating or engine conditions an alternate heat range plug maybe required.

MAKE/YR	ENGINE	MODEL NOTES	REGULAR PLUG	STK#	PREMIUM PLUG	STK#	GAP
KOHLER - SNOWMOBILE ENGINES Cont'd							
	440	RK440-2T	AB-8	7909	---	---	.020"
	440	SK440-2LC	BUE	2322	---	---	---
	399	K399-2	AB-7	3010	---	---	.020"
	399	K399-2AX	B9ES	2611	BR9EIX	3981	.020"
	399	K399-2T	AB-7	3010	---	---	.020"
	399	K400-2RS	BUE	2322	---	---	---
	399	RK399-2AX	B9ES	2611	BR9EIX	3981	.020"
	340	K340-2	B8HS	5510	BR8HIX	7001	.020"
	340	K340-2AS	BUE	2322	---	---	---
	340	K340-2AX	B8ES	2411	BR8EIX	5044	.020"
	340	K340-2RS	BUE	2322	---	---	---
	340	K340-2SS	B10ES	7928	BR10EIX	6801	.020"
	340	K340-2T	B8HS	5510	BR8HIX	7001	.020"
	340	K340-RLC	BUE	2322	---	---	---
	340	L340-2FA	BR8ES ^	5422	BR8EIX	5044	.020"
	340	SK340-2AX	BUE	2322	---	---	---
	335	K335-1	AB-7	3010	---	---	.020"
	335	K335-1T	AB-7	3010	---	---	.020"
	309	K309-1	AB-7	3010	---	---	.020"
	309	K309-1T	AB-7	3010	---	---	.020"
	295	K295-1	AB-7	3010	---	---	.020"
	295	K295-1T	AB-7	3010	---	---	.020"
	295	K295-2	B8ES	2411	BR8EIX	5044	.020"
	295	K295-2AX	B8ES	2411	BR8EIX	5044	.020"
	295	K295-2SS	B10ES	7928	BR10EIX	6801	.020"
	295	K295-2T	B8ES	2411	BR8EIX	5044	.020"
	250	K250-1AM	B8ES	2411	BR8EIX	5044	.020"
	250	K250-RLC	BUE	2322	---	---	---
MERCURY							
	644	HURRICANE MARK	BUH	2422	---	---	---
		ALSO SEE: CCW, KOHLER, HIRTH	---	---	---	---	---
MOTO-SKI							
1983-1982	500	FUTURA	BR7ES	5122	BR7EIX	6664	.016"
1981-1980	500	FUTURA	BR8ES SLD	3961	BR8EIX SLD	6747	.016"
1981-1979	500	GRAND PRIX SPECIAL	BR8ES SLD	3961	BR8EIX SLD	6747	.016"
1982-1980	464	FUTURA LC	BR8ES SLD	3961	BR8EIX SLD	6747	.016"
1973	440	CAPRI	B7HS	5110	BR7HIX	7067	.020"
1975-1974	440	CHIMO	BR8ES SLD	3961	BR8EIX SLD	6747	.020"
1975-1974	440	FUTURA	BR8ES SLD	3961	BR8EIX SLD	6747	.020"
1979-1976	440	FUTURA	AB-8	7909	---	---	.020"
1973	440	FUTURA	B7HS	5110	BR7HIX	7067	.020"
1979-1978	440	FUTURA LC	BR8ES SLD	3961	BR8EIX SLD	6747	.020"
1975-1974	440	GRAND SPORT	BR8ES SLD	3961	BR8EIX SLD	6747	.020"
1973	440	S440	BR8ES SLD	3961	BR8EIX SLD	6747	.020"
1982-1980	440	ULTRA SONIC	BR9ES SLD ^	3194	BR9EIX SLD	3089	.020"
1973	440	ZEPHYR	B7HS	5110	BR7HIX	7067	.020"
1979-1977	400	FUTURA	BR8ES ^	5422	BR8EIX	5044	.020"
1975-1974	400	GRAND SPORT	BR8ES ^	5422	BR8EIX	5044	.020"
1973	400	S399	BR8ES ^	5422	BR8EIX	5044	.020"
1983-1980	377	FUTURA 300	BR8ES SLD	3961	BR8EIX SLD	6747	.016"
1983-1980	377	MIRAGE	BR8ES SLD	3961	BR8EIX SLD	6747	.016"
1973	340	CAPRI	B7HS	5110	BR7HIX	7067	.020"
1973	340	FUTURA	B7HS	5110	BR7HIX	7067	.020"
1974	340	FUTURA	B8HS	5510	BR8HIX	7001	.020"
1979-1978	340	NUVIK	B9HS	5810	BR9HIX	5687	.020"
1977-1975	340	NUVIK	B8HS	5510	BR8HIX	7001	.020"

Snowmobile

Denotes Original Equipment
 ^ Available in Blister Pack (see page 6)

Note: Due to different operating or engine conditions an alternate heat range plug maybe required.

MAKE/YR	ENGINE	MODEL NOTES	REGULAR PLUG	STK#	PREMIUM PLUG	STK#	GAP
MOTO-SKI Cont'd							
1979-1975	340	SONIC	BR8ES ^	5422	BR8EIX	5044	.020"
1981-1979	340	SUPER SONIC	BR9ES SLD ^	3194	BR9EIX SLD	3089	.020"
1973	340	ZEPHYR	B7HS	5110	BR7HIX	7067	.020"
1979	300	MIRAGE	B7HS	5110	BR7HIX	7067	.020"
1977	300	NUVIK	B7HS	5110	BR7HIX	7067	.020"
1975	300	NUVIK	B7HS	5110	BR7HIX	7067	.020"
1976	300	NUVIK	AB-7	3010	---	---	.020"
1979	295	CAPRI	B8HS	5510	BR8HIX	7001	.020"
1979	295	FUTURA	B8HS	5510	BR8HIX	7001	.020"
1982-1980	277	MIRAGE	BR8ES SLD	3961	BR8EIX SLD	6747	.016"
1975-1973	250	CADET	B7HS	5110	BR7HIX	7067	.020"
1976	250	SONIC	BR7ES	5122	BR7EIX	6664	.020"
1983-1976	250	SPIRIT	AB-6	2910	---	---	.020"
O.M.C. - SNOWMOBILE ENGINES							
	440	M225	B6S	3510	---	---	.030"
	440	M225C	B6S	3510	---	---	.030"
	440	M226E	B6S	3510	---	---	.030"
	440	M226W	B6S	3510	---	---	.030"
	440	M227	B7S	3710	---	---	.030"
	440	M229E	B8S	3810	---	---	.030"
	440	M229W	B8S	3810	---	---	.030"
	440	M230	B8S	3810	---	---	.030"
	440	M230E	B8S	3810	---	---	.030"
	440	M231E	B6S	3510	---	---	.030"
	440	M231W	B6S	3510	---	---	.030"
	440	M233	B8S	3810	---	---	.030"
	440	M233E	B8S	3810	---	---	.030"
	440	M234E	B8S	3810	---	---	.030"
	440	M236	B8S	3810	---	---	.030"
	440	M238	B8S	3810	---	---	.030"
	440	M238 W/CDI	BUHX	2522	---	---	---
	440	M239E	B8S	3810	---	---	.030"
	440	M239E W/CDI	BUHX	2522	---	---	---
	440	M241	B8S	3810	---	---	.030"
	440	M241 W/CDI	BUHX	2522	---	---	---
	440	M245	B8S	3810	---	---	.030"
	440	M245 W/CDI	BUHX	2522	---	---	---
	400	M228	B6S	3510	---	---	.030"
	400	M232	B8S	3810	---	---	.030"
	400	M232E	B8S	3810	---	---	.030"
	400	M235	B8S	3810	---	---	.030"
	400	M237	B8S	3810	---	---	.030"
	362	M215	B-4	3210	---	---	.030"
POLARIS							
2006-2004	900	FUSION - LIBERTY ENGINE	BPR9ES ^	7788	BPR9EIX	6853	.028"
2006-2005	900	RMK	BPR9ES ^	7788	BPR9EIX	6853	.028"
2006-2005	900	SWITCHBACK	BPR9ES ^	7788	BPR9EIX	6853	.028"
2016	800	800 AXYS PRO RMK 155, 163	BPR9ES # ^	7788	BPR9EIX	6853	.028"
2016	800	800 AXYS SKS 155	BPR9ES # ^	7788	BPR9EIX	6853	.028"
2005-2003	800	800 CLASSIC EDGE, TOURING	BPR9ES ^	7788	BPR9EIX	6853	.028"
2010-2008	800	800 DRAGON	BPR9ES ^	7788	BPR9EIX	6853	.028"
2016-2014	800	800 INDY SP, ES	BPR9ES # ^	7788	BPR9EIX	6853	.028"
2010-2008	800	800 IQ	BPR9ES ^	7788	BPR9EIX	6853	.028"
2015-2011	800	800 PRO RMK 155, 163	BPR9ES # ^	7788	BPR9EIX	6853	.028"
2004-2003	800	800 PRO X - S2470-8070-PR8C	BPR9ES ^	7788	BPR9EIX	6853	.028"
2004	800	800 PRO X2 - S2470-8070-PR8C	BPR9ES ^	7788	BPR9EIX	6853	.028"



Denotes Original Equipment
 ^ Available in Blister Pack (see page 6)

Note: Due to different operating or engine conditions an alternate heat range plug maybe required.

MAKE/YR	ENGINE	MODEL NOTES	REGULAR PLUG	STK#	PREMIUM PLUG	STK#	GAP
POLARIS Cont'd							
2004	800	800 PRO XR - S2461-8070-PR8C	BPR9ES ^	7788	BPR9EIX	6853	.028"
2012	800	800 RMK	GR9A-EG #	94841	BPR9EIX	6853	.028"
2010-2009	800	800 RMK	BPR9ES ^	7788	BPR9EIX	6853	.028"
2016-2011	800	800 RMK 155, ES	BPR9ES # ^	7788	BPR9EIX	6853	.028"
2016-2011	800	800 RMK ASSAULT 155	BPR9ES # ^	7788	BPR9EIX	6853	.028"
2016-2011	800	800 RUSH PRO ES, R, RETRO, S, X	BPR9ES # ^	7788	BPR9EIX	6853	.028"
2013-2011	800	800 RUSH, ES, LX, RETRO	BPR9ES # ^	7788	BPR9EIX	6853	.028"
2010-2009	800	800 SWITCHBACK	BPR9ES ^	7788	BPR9EIX	6853	.028"
2012	800	800 SWITCHBACK	GR9A-EG #	94841	BPR9EIX	6853	.028"
2016-2013	800	800 SWITCHBACK	BPR9ES # ^	7788	BPR9EIX	6853	.028"
2005-2004	800	800 SWITCHBACK - S2473-8070-PR8C	BPR9ES ^	7788	BPR9EIX	6853	.028"
2016-2014	800	800 SWITCHBACK ADVENTURE	BPR9ES # ^	7788	BPR9EIX	6853	.028"
2016-2011	800	800 SWITCHBACK ASSAULT, PRO S, PRO-X	BPR9ES # ^	7788	BPR9EIX	6853	.028"
2014-2012	800	800 SWITCHBACK ES	BPR9ES # ^	7788	BPR9EIX	6853	.028"
2014-2012	800	800 SWITCHBACK PRO ES, INT, LE, R, RETRO, SC, SP	BPR9ES # ^	7788	BPR9EIX	6853	.028"
2004-2003	800	INDY 800 SKS	BPR9ES ^	7788	BPR9EIX	6853	.028"
2005-2002	800	INDY FRONTIER TOURING	BKR7E	4644	BKR7EIX	2667	.028"
2001	800	INDY LE	BPR9ES ^	7788	BPR9EIX	6853	.028"
2005-2000	800	INDY RMK - S2462-8070-PR8C	BPR9ES ^	7788	BPR9EIX	6853	.028"
1998-1994	800	INDY STORM	BR9ES SLD ^	3194	BR9EIX SLD	3089	.028"
1997	800	INDY STORM RMK	BR9ES SLD ^	3194	BR9EIX SLD	3089	.028"
1996-1994	800	INDY STORM SKS	BR8ES SLD	3961	BR8EIX SLD	6747	.028"
2005-2001	800	INDY XC SP - S2470-8070-PR8C	BPR9ES ^	7788	BPR9EIX	6853	.028"
2003-1999	800	INDY XCR	BR9ES SLD ^	3194	BR9EIX SLD	3089	.028"
2004-2003	780	FRONTIER CLASSIC - S-2466-7868-PR7D	BKR7E	4644	BKR7EIX	2667	.030"
2005-2003	780	FRONTIER TOURING - S-2466-7868-PR7D	BKR7E	4644	BKR7EIX	2667	.030"
2006	750	750 FS	BKR7E	4644	BKR7EIX	2667	.030"
2013-2011	750	750 FS WIDETRAK IQ	BKR7E	4644	BKR7EIX	2667	.030"
2006	750	750 FST	BKR6E	6962	BKR6EIX	6418	.032"
2014-2013	750	750 IQ TURBO LXT	BKR7E	4644	BKR7EIX	2667	.030"
2012-2011	750	750 TURBO IQ, LX, LXT	BKR7E	4644	BKR7EIX	2667	.030"
	750	EC74P	B7ES	1111	BR7EIX	6664	.020"
1993	750	INDY STORM	BR9ES SLD ^	3194	BR9EIX SLD	3089	.024"
2009-2008	750	TURBO SWITCHBACK	---	---	BKR7EIX	2667	.032"
2006-2003	700	700 CLASSIC EDGE - S2469-7070-PR7C	BPR9ES ^	7788	BPR9EIX	6853	.028"
2006-2003	700	700 CLASSIC TOURING - S2472-7070-PR7C	BPR9ES ^	7788	BPR9EIX	6853	.028"
2007	700	700 CLEANFIRE DRAGON - S07PC7JS/JE	BPR9ES ^	7788	BPR9EIX	6853	.028"
2006	700	700 HO TOURING - S06PT7HS	BPR9ES ^	7788	BPR9EIX	6853	.028"
2008	700	700 IQ DRAGON - S08PD6/PB6/PB7/PP6/PP7	BPR9ES ^	7788	BPR9EIX	6853	.028"
2004-2003	700	700 PRO X - S2464-7070-PR7C	BPR9ES ^	7788	BPR9EIX	6853	.028"
2004-2003	700	700 PRO X2 - S2464-7070-PR7C	BPR9ES ^	7788	BPR9EIX	6853	.028"
2010-2008	700	700 RMK	BPR9ES ^	7788	BPR9EIX	6853	.028"
2006-2003	700	700 RMK - S2471-7070-PR7C	BPR9ES ^	7788	BPR9EIX	6853	.028"
2008	700	700 SWITCHBACK - S08PR6/PS6/PR7/PS7	BPR9ES ^	7788	BPR9EIX	6853	.028"
2004	700	700 SWITCHBACK - S2472-7070-PR7C	BPR9ES ^	7788	BPR9EIX	6853	.028"
2005-2003	700	700 XC SP EDGE - S2469-7070-PR7C	BPR9ES ^	7788	BPR9EIX	6853	.028"
2006	700	FUSION - S2471-7070-PR7C	BPR9ES ^	7788	BPR9EIX	6853	.028"
2002-2001	700	INDY CLASSIC	BPR9ES ^	7788	BPR9EIX	6853	.028"
1999-1997	700	INDY RMK	BR9ES SLD ^	3194	BR9EIX SLD	3089	.028"
2002-2000	700	INDY RMK	BPR9ES ^	7788	BPR9EIX	6853	.028"
1999-1997	700	INDY SKS	BR9ES SLD ^	3194	BR9EIX SLD	3089	.028"
2003-2000	700	INDY SKS	BPR9ES ^	7788	BPR9EIX	6853	.028"
1999-1998	700	INDY XC	BR9ES SLD ^	3194	BR9EIX SLD	3089	.028"
2004-2000	700	INDY XC EDGE	BPR9ES ^	7788	BPR9EIX	6853	.028"
1999-1998	700	INDY XCR	BR9ES SLD ^	3194	BR9EIX SLD	3089	.028"

Snowmobile

Denotes Original Equipment
 ^ Available in Blister Pack (see page 6)

Note: Due to different operating or engine conditions an alternate heat range plug maybe required.

MAKE/YR	ENGINE	MODEL NOTES	REGULAR PLUG	STK#	PREMIUM PLUG	STK#	GAP
POLARIS Cont'd							
2009-2008	700	TURBO SWITCHBACK	---	---	BKR7EIX	2667	.032"
1998-1996	680	INDY ULTRA	BR9ES SLD ^	3194	BR9EIX SLD	3089	.028"
1998	680	INDY XCR	BR9ES SLD ^	3194	BR9EIX SLD	3089	.028"
1994-1988	650	INDY	BR9ES SLD ^	3194	BR9EIX SLD	3089	.025"
1997-1995	650	INDY RXL	BR9ES SLD ^	3194	BR9EIX SLD	3089	.025"
2016	600	600 AXYS PRO RMK 155	BPR9ES # ^	7788	BPR9EIX	6853	.028"
2007	600	600 CLEANFIRE SWITCHBACK - S07PS6HS/HSA/HSB	BPR9ES ^	7788	BPR9EIX	6853	.028"
2009-2008	600	600 DRAGON	BPR9ES ^	7788	BPR9EIX	6853	.028"
2015	600	600 INDY	BPR9ES # ^	7788	BPR9EIX	6853	.028"
2016-2013	600	600 INDY SP, ES, LTD	BPR9ES # ^	7788	BPR9EIX	6853	.028"
2016	600	600 INDY VOYAGEUR 144	BPR9ES # ^	7788	BPR9EIX	6853	.028"
2015-2011	600	600 IQ LXT	BPR9ES ^	7788	BPR9EIX	6853	.028"
2016-2008	600	600 IQ RACER	BPR9ES # ^	7788	BPR9EIX	6853	.028"
2012-2009	600	600 IQ SHIFT, ES	BPR9ES ^	7788	BPR9EIX	6853	.028"
2010-2008	600	600 IQ TOURING	BPR9ES ^	7788	BPR9EIX	6853	.028"
2016-2011	600	600 IQ WIDETRAK	BPR9ES # ^	7788	BPR9EIX	6853	.028"
2015-2012	600	600 PRO RMK 155	BPR9ES # ^	7788	BPR9EIX	6853	.028"
2010	600	600 PRO-RIDE RUSH	BPR9ES # ^	7788	BPR9EIX	6853	.028"
2016-2011	600	600 RMK 144/155, ES	BPR9ES # ^	7788	BPR9EIX	6853	.028"
2009-2008	600	600 RR EURO	BPR9ES ^	7788	BPR9EIX	6853	.028"
2016-2011	600	600 RUSH PRO ES, R, RETRO, S, SC, SP, X	BPR9ES # ^	7788	BPR9EIX	6853	.028"
2013-2011	600	600 RUSH, ES, LX, LX RETRO, RETRO	BPR9ES # ^	7788	BPR9EIX	6853	.028"
2011	600	600 SHIFT 136/ES - S11PR6HSA/HSL/HEA	BPR9ES # ^	7788	BPR9EIX	6853	.028"
2016-2012	600	600 SWITCHBACK ADVENTURE, ASSULT, PRO S, PRO X ES	BPR9ES # ^	7788	BPR9EIX	6853	.028"
2014-2012	600	600 SWITCHBACK PRO-R, ES, RETRO	BPR9ES # ^	7788	BPR9EIX	6853	.028"
2014-2008	600	600 SWITCHBACK, ES	BPR9ES ^	7788	BPR9EIX	6853	.028"
2014	600	600 VOYAGER - S14CS6GSL/GEL	BPR9ES # ^	7788	BPR9EIX	6853	.028"
2010	600	600 WIDETRAK	BPR9ES # ^	7788	BPR9EIX	6853	.028"
2006-2003	600	CLASSIC EDGE - S2652-6044-PR6E	BPR9ES ^	7788	BPR9EIX	6853	.028"
2006-2003	600	CLASSIC TOURING - S2653-6044-PR6E	BPR9ES ^	7788	BPR9EIX	6853	.028"
2006	600	HO FUSION - S2474-6044-PR6E	BPR9ES ^	7788	BPR9EIX	6853	.028"
2007	600	HO IQ F/O	BPR9ES ^	7788	BPR9EIX	6853	.028"
1987-1984	600	INDY	BR9ES SLD ^	3194	BR9EIX SLD	3089	.024"
2002-2001	600	INDY CLASSIC	BPR9ES ^	7788	BPR9EIX	6853	.028"
1999-1998	600	INDY RMK	BR9ES SLD ^	3194	BR9EIX SLD	3089	.024"
2002-2000	600	INDY RMK	BPR9ES ^	7788	BPR9EIX	6853	.028"
2002-1998	600	INDY TOURING	BPR9ES ^	7788	BPR9EIX	6853	.028"
2000	600	INDY TRIUMPH	BR9ES SLD ^	3194	BR9EIX SLD	3089	.028"
1999-1997	600	INDY XC	BR9ES SLD ^	3194	BR9EIX SLD	3089	.024"
2002-2000	600	INDY XC	BPR9ES ^	7788	BPR9EIX	6853	.028"
1998-1995	600	INDY XCR	BR9ES SLD ^	3194	BR9EIX SLD	3089	.024"
1999-1995	600	INDY XLT	BR8ES SLD	3961	BR8EIX SLD	6747	.028"
1999-1997	600	INDY XLT SP	BR9ES SLD ^	3194	BR9EIX SLD	3089	.028"
2004-2001	600	PRO X - S2392-6044PA6E	BPR9ES ^	7788	BPR9EIX	6853	.028"
2004	600	PRO X2 - S2392-6044PA6E	BPR9ES ^	7788	BPR9EIX	6853	.028"
2010-2003	600	RMK - S2474-6044-PR6E	BPR9ES ^	7788	BPR9EIX	6853	.028"
2007-2004	600	SWITCHBACK - S2587-6044-PR6E	BPR9ES ^	7788	BPR9EIX	6853	.028"
2005-2003	600	XC SP EDGE - S2652-6044-PR6E	BPR9ES ^	7788	BPR9EIX	6853	.028"
1994-1993	580	INDY XLT	BR9ES SLD ^	3194	BR9EIX SLD	3089	.024"
2006-2003	550	550 CLASSIC EDGE - EC55PM061	BR9ES SLD # ^	3194	BR9EIX SLD	3089	.028"
2007	550	550 EDGE LX	BR9ES SLD # ^	3194	BR9EIX SLD	3089	.028"
2015	550	550 INDY - S15CR5BSA/BSL	BR9ES SLD # ^	3194	BR9EIX SLD	3089	.032"
2016-2014	550	550 INDY 144/ES	BR9ES SLD # ^	3194	BR9EIX SLD	3089	.032"
2016-2015	550	550 INDY ADVENTURE 144, 155	BR9ES SLD # ^	3194	BR9EIX SLD	3089	.032"



Denotes Original Equipment
 ^ Available in Blister Pack (see page 6)

Note: Due to different operating or engine conditions an alternate heat range plug maybe required.

MAKE/YR	ENGINE	MODEL NOTES	REGULAR PLUG	STK#	PREMIUM PLUG	STK#	GAP
POLARIS Cont'd							
2014	550	550 INDY LXT - S14CT5BEL/BSM/BSL	BR9ES SLD # ^	3194	BR9EIX SLD	3089	.032"
2014	550	550 INDY VOYAGER - S14CS5BSL/BEL	BR9ES SLD # ^	3194	BR9EIX SLD	3089	.032"
2016	550	550 INDY VOYAGEUR 144, 155	BR9ES SLD # ^	3194	BR9EIX SLD	3089	.032"
2013-2011	550	550 IQ LXT	BR9ES SLD # ^	3194	BR9EIX SLD	3089	.032"
2013-2010	550	550 IQ SHIFT/ES	BR9ES SLD # ^	3194	BR9EIX SLD	3089	.032"
2016	550	550 LTX	BR9ES SLD # ^	3194	BR9EIX SLD	3089	.032"
2004	550	550 PRO X - EC55PM080	BR9ES SLD # ^	3194	BR9EIX SLD	3089	.028"
2013-2011	550	550 SHIFT 136/ES/CND ES/CND ES	BR9ES SLD # ^	3194	BR9EIX SLD	3089	.032"
2016	550	550 WIDETRACK LX	BR9ES SLD # ^	3194	BR9EIX SLD	3089	.032"
2002	550	INDY 550 CLASSIC	BR9ES SLD ^	3194	BR9EIX SLD	3089	.028"
2005-2000	550	INDY SPORT TOURING - EC55PM090	BR9ES SLD # ^	3194	BR9EIX SLD	3089	.028"
2007-2000	550	INDY SUPER SPORT	BR9ES SLD # ^	3194	BR9EIX SLD	3089	.028"
1999	550	INDY SUPER SPORT - EC55PM061	BR8ES SLD	3961	BR8EIX SLD	6747	.028"
2007-1999	550	INDY TRAIL RMK - EC55PM070	BR9ES SLD # ^	3194	BR9EIX SLD	3089	.028"
2000	550	INDY TRAIL TOURING	BR8ES SLD	3961	BR8EIX SLD	6747	.028"
2006-2002	550	INDY TRAIL TOURING - EC55PM090	BR9ES SLD # ^	3194	BR9EIX SLD	3089	.028"
2007	550	INDY TRAIL TOURING DELUXE	BR9ES SLD # ^	3194	BR9EIX SLD	3089	.028"
2009	550	SNO 550 IQ SHIFT/EURO - S09PB5BS/BE	BR9ES SLD # ^	3194	BR9EIX SLD	3089	.028"
2008	550	SNO 550 LX - S08ND5BS	BR9ES SLD # ^	3194	BR9EIX SLD	3089	.028"
	540	EC54P	B8ES	2411	BR8EIX	5044	.020"
	540	EC54PM	B8ES	2411	BR8EIX	5044	.020"
2006-2004	500	500 CLASSIC - EC50PL214	BR8ES SLD	3961	BR8EIX SLD	6747	.028"
2003	500	500 CLASSIC - S504403	BPR9ES ^	7788	BPR9EIX	6853	.028"
2004-2003	500	500 EDGE - EC50PL214	BR8ES SLD	3961	BR8EIX SLD	6747	.028"
2014-2011	500	500 WIDETRACK LX	BR8ES SLD	3961	BR8EIX SLD	6747	.028"
2007-2003	500	500 XC SP EDGE - S2650-5044-PR5C	BPR9ES # ^	7788	BPR9EIX	6853	.028"
	500	EC50P	B7ES	1111	BR7EIX	6664	.020"
	500	EC50PL-01	BR9ES SLD ^	3194	BR9EIX SLD	3089	.024"
	500	EC50PL-02	BR9ES SLD ^	3194	BR9EIX SLD	3089	.024"
	500	EC50PL-03	BR9ES SLD ^	3194	BR9EIX SLD	3089	.024"
	500	EC51PL	BR9ES SLD ^	3194	BR9EIX SLD	3089	.020"
	500	EC51PL-01	BR9ES SLD ^	3194	BR9EIX SLD	3089	.020"
	500	EC51PS	B10ES	7928	BR10EIX	6801	.020"
	500	EC51PT	B9ES	2611	BR9EIX	3981	.020"
	500	EC51PT-04	B8ES	2411	BR8EIX	5044	.020"
	500	EC5-PM-01	BR9ES SLD ^	3194	BR9EIX SLD	3089	.024"
	500	EC5-PM-02	BR9ES SLD ^	3194	BR9EIX SLD	3089	.024"
	500	EC5-PM-03	BR9ES SLD ^	3194	BR9EIX SLD	3089	.024"
2002-1991	500	INDY	BR8ES SLD	3961	BR8EIX SLD	6747	.028"
2006-2005	500	INDY	BR8ES SLD	3961	BR8EIX SLD	6747	.028"
2002-1995	500	INDY CLASSIC	BR8ES SLD	3961	BR8EIX SLD	6747	.028"
1999-1996	500	INDY RMK	BR8ES SLD	3961	BR8EIX SLD	6747	.028"
2002-2000	500	INDY RMK	BR9ES SLD ^	3194	BR9EIX SLD	3089	.028"
1997-1995	500	INDY SKS	BR8ES SLD	3961	BR8EIX SLD	6747	.028"
1998-1997	500	INDY SUPER SPORT	BR8ES SLD	3961	BR8EIX SLD	6747	.028"
1997-1995	500	INDY TRAIL	BR9ES SLD ^	3194	BR9EIX SLD	3089	.028"
1999-1998	500	INDY TRAIL	BR8ES SLD	3961	BR8EIX SLD	6747	.028"
1999-1997	500	INDY TRAIL RMK	BR8ES SLD	3961	BR8EIX SLD	6747	.028"
1997-1995	500	INDY WIDETRACK GT	BR9ES SLD ^	3194	BR9EIX SLD	3089	.028"
2002-1995	500	INDY WIDETRACK LX	BR8ES SLD	3961	BR8EIX SLD	6747	.028"
2000-1999	500	INDY XC	BR9ES SLD ^	3194	BR9EIX SLD	3089	.028"
2003-2001	500	INDY XC	BPR9ES ^	7788	BPR9EIX	6853	.028"
2000	500	INDY XC SP 45 ANNIV.	BPR9ES ^	7788	BPR9EIX	6853	.028"
2007-2003	500	WIDETRACK LX - EC50PL234	BR8ES SLD	3961	BR8EIX SLD	6747	.028"
2007	500	XC SP	BPR9ES ^	7788	BPR9EIX	6853	.028"
2007-2005	440	440 IQ	BPR9ES ^	7788	BPR9EIX	6853	.028"

Snowmobile

Denotes Original Equipment
 ^ Available in Blister Pack (see page 6)

Note: Due to different operating or engine conditions an alternate heat range plug maybe required.

MAKE/YR	ENGINE	MODEL NOTES	REGULAR PLUG	STK#	PREMIUM PLUG	STK#	GAP
POLARIS Cont'd							
1999	440	440 XCR - S44-44-98A1	BR9ES SLD ^	3194	BR9EIX SLD	3089	.028"
	440	EC44-2PM-1100	BR9ES SLD ^	3194	BR9EIX SLD	3089	.020"
	440	EC44-2PM-2100	BR9ES SLD ^	3194	BR9EIX SLD	3089	.020"
	440	EC44-2PM-3100	BR9ES SLD ^	3194	BR9EIX SLD	3089	.020"
	440	EC44-2PM-3300	BR9ES SLD ^	3194	BR9EIX SLD	3089	.020"
	440	EC44-2PM-5000	BR9ES SLD ^	3194	BR9EIX SLD	3089	.020"
	440	EC44-2PM-5100	BR9ES SLD ^	3194	BR9EIX SLD	3089	.020"
	440	EC44P	B7ES	1111	BR7EIX	6664	.020"
	440	EC44PM-01	BR8ES SLD	3961	BR8EIX SLD	6747	.020"
	440	EC44PM-02	BR8ES SLD	3961	BR8EIX SLD	6747	.020"
	440	EC44PM-03	BR8ES SLD	3961	BR8EIX SLD	6747	.020"
	440	EC44PQ	B8ES	2411	BR8EIX	5044	.020"
	440	EC44PT	B10ES	7928	BR10EIX	6801	.020"
	440	EC44PT-04	B10ES	7928	BR10EIX	6801	.020"
	440	EC44PT-05	BR9ES SLD ^	3194	BR9EIX SLD	3089	.020"
	440	EC44PT-06	B9ES	2611	BR9EIX	3981	.020"
	440	EC45PL-01	B10ES	7928	BR10EIX	6801	.020"
1988-1985	440	INDY	BR9ES SLD ^	3194	BR9EIX SLD	3089	.024"
1994-1991	440	INDY	BR9ES SLD ^	3194	BR9EIX SLD	3089	.025"
1998-1995	440	INDY	BR8ES SLD	3961	BR8EIX SLD	6747	.028"
1997	440	INDY LC	BR8ES SLD	3961	BR8EIX SLD	6747	.028"
2004-2001	440	INDY PRO X	BPR9ES ^	7788	BPR9EIX	6853	.028"
2003-2002	440	INDY PRO X FAN	BR9ES SLD # ^	3194	BR9EIX SLD	3089	.028"
1995-1993	440	INDY SKS	BR9ES SLD ^	3194	BR9EIX SLD	3089	.028"
1997-1995	440	INDY SPORT	BR9ES SLD ^	3194	BR9EIX SLD	3089	.028"
1999-1998	440	INDY SPORT	BR8ES SLD	3961	BR8EIX SLD	6747	.028"
1996-1991	440	INDY SUPER SPORT	BR9ES SLD ^	3194	BR9EIX SLD	3089	.028"
1997-1996	440	INDY TRAN SPORT	BR9ES SLD ^	3194	BR9EIX SLD	3089	.028"
1999-1998	440	INDY TRAN SPORT	BR8ES SLD	3961	BR8EIX SLD	6747	.028"
1997	440	INDY XC	BR9ES SLD ^	3194	BR9EIX SLD	3089	.028"
1997	440	INDY XCF EDGE	BR9ES SLD ^	3194	BR9EIX SLD	3089	.028"
1998	440	INDY XCF EDGE	BR8ES SLD	3961	BR8EIX SLD	6747	.028"
2001-1999	440	INDY XCF EDGE	BR9ES SLD ^	3194	BR9EIX SLD	3089	.028"
1999-1995	440	INDY XCR	BR9ES SLD ^	3194	BR9EIX SLD	3089	.028"
	400	EC40P	B7ES	1111	BR7EIX	6664	.020"
	400	EC40PL-01	BR9ES SLD ^	3194	BR9EIX SLD	3089	.020"
	400	EC40PM	B7ES	1111	BR7EIX	6664	.020"
	400	EC40PS	B10ES	7928	BR10EIX	6801	.020"
1991-1985	400	INDY	BR9ES SLD ^	3194	BR9EIX SLD	3089	.024"
	372	EC37P	B8ES	2411	BR8EIX	5044	.020"
2006-2003	340	340 CLASSIC - EC34-2PM070	BR8ES SLD #	3961	BR8EIX SLD	6747	.028"
2007-2003	340	340 EDGE - EC34-2PM070	BR8ES SLD #	3961	BR8EIX SLD	6747	.028"
2007	340	340 EDGE TOURING	BR8ES SLD #	3961	BR8EIX SLD	6747	.028"
2006	340	340 TOURING - S06NT3AS	BR8ES SLD #	3961	BR8EIX SLD	6747	.028"
2005	340	340 TOURING/EURO - S05NT3AS	BR8ES SLD #	3961	BR8EIX SLD	6747	.028"
2008	340	340 TRANSPORT/EURO - S08NT3AS/ASA/AE	BR8ES SLD #	3961	BR8EIX SLD	6747	.028"
	340	EC34P	B7ES	1111	BR7EIX	6664	.020"
	340	EC34PC	B8ES	2411	BR8EIX	5044	.020"
	340	EC34PF	B8ES	2411	BR8EIX	5044	.020"
	340	EC34PL-01	B9ES	2611	BR9EIX	3981	.020"
	340	EC34PL-02	BR9ES SLD ^	3194	BR9EIX SLD	3089	.020"
	340	EC34PL-03	B10ES	7928	BR10EIX	6801	.020"
	340	EC34PL-04	B10ES	7928	BR10EIX	6801	.020"
	340	EC34PL-05	BR9ES SLD ^	3194	BR9EIX SLD	3089	.020"
	340	EC34PM-03	BR8ES SLD	3961	BR8EIX SLD	6747	.020"
	340	EC34PM-04	BR9ES SLD ^	3194	BR9EIX SLD	3089	.028"



Denotes Original Equipment

^ Available in Blister Pack (see page 6)

Note: Due to different operating or engine conditions an alternate heat range plug maybe required.

MAKE/YR	ENGINE	MODEL NOTES	REGULAR PLUG	STK#	PREMIUM PLUG	STK#	GAP
POLARIS Cont'd							
	340	EC34PM-04-N	B8ES	2411	BR8EIX	5044	.020"
	340	EC34PQ	B8ES	2411	BR8EIX	5044	.020"
	340	EC34PS	B8ES	2411	BR8EIX	5044	.020"
	340	EC34PT-04	B8ES	2411	BR8EIX	5044	.020"
	340	EC34PT-05	BR9ES SLD ^	3194	BR9EIX SLD	3089	.020"
	340	EC34PT-06	B10ES	7928	BR10EIX	6801	.020"
	340	EC34PT-07	BR9ES SLD ^	3194	BR9EIX SLD	3089	.020"
1990-1987	340	INDY	BR9ES SLD ^	3194	BR9EIX SLD	3089	.024"
2002-1999	340	INDY	BR8ES SLD	3961	BR8EIX SLD	6747	.028"
2006-2003	340	INDY 340 TOURING - EC34-2PM070	BR8ES SLD #	3961	BR8EIX SLD	6747	.028"
1998-1991	340	INDY LITE	BR8ES SLD	3961	BR8EIX SLD	6747	.028"
2008	340	SNO 340 - S08NB3AS	BR8ES SLD #	3961	BR8EIX SLD	6747	.028"
1990-1987	340	SPRINT	BR9ES SLD ^	3194	BR9EIX SLD	3089	.024"
	294	EC29P	B7ES	1111	BR7EIX	6664	.020"
	294	EC29PF	B7ES	1111	BR7EIX	6664	.020"
	294	EC29PM	B7ES	1111	BR7EIX	6664	.020"
	294	EC29PS	B8ES	2411	BR8EIX	5044	.020"
	250	EC25PC	B9ES	2611	BR9EIX	3981	.020"
	250	EC25PM-01	BR8ES SLD	3961	BR8EIX SLD	6747	.020"
	250	EC25PT	B9ES	2611	BR9EIX	3981	.020"
	250	EC25PT-04	B8ES	2411	BR8EIX	5044	.020"
	250	EC25PT-05	B10ES	7928	BR10EIX	6801	.020"
	250	EC25PT-06	B9ES	2611	BR9EIX	3981	.020"
	250	EC25PT-07	BR9ES SLD ^	3194	BR9EIX SLD	3089	.020"
1990-1985	250	INDY STAR	BR8ES SLD	3961	BR8EIX SLD	6747	.024"
1995-1991	250	INDY STARLITE	BR8ES SLD	3961	BR8EIX SLD	6747	.025"
	175	EC17P	B7ES	1111	BR7EIX	6664	.016"
	164	EC16P	B7ES	1111	BR7EIX	6664	.016"
2007	120	120	BR6ES #	4922	---	---	.028"
2011	120	120 ASSAULT - S11WB1ASA/AEA	BR6ES #	4922	---	---	.028"
2016-2014	120	120 INDY	BR6ES #	4922	---	---	.036"
2012	120	120 PRO - S12WB1ASA/AEA	BR6ES #	4922	---	---	.028"
2013	120	120 PRO R - S13WB1ASA/AEA	BR6ES #	4922	---	---	.028"
2006-2003	120	120 PRO X - EH122PM012	BR6ES #	4922	---	---	.028"
2004-2000	120	INDY 120 XC SP	BR6ES #	4922	---	---	.028"
2010-2008	120	SNO 120 DRAGON/EURO	BR6ES #	4922	---	---	.028"
REDLINE							
2004	800	REVOLT	BR8ES SLD #	3961	BR8EIX SLD	6747	.025"
ROLL-O-FLEX							
	440	433S - YAMAHA	B9ES	2611	BR9EIX	3981	.016"
	440	433Y - YAMAHA	B7HS	5110	BR7HIX	7067	.024"
	396	396Y - YAMAHA	B7HS	5110	BR7HIX	7067	.024"
	338	338S - YAMAHA	B9ES	2611	BR9EIX	3981	.016"
	338	338Y - YAMAHA	B7HS	5110	BR7HIX	7067	.024"
	292	292S - YAMAHA	B9ES	2611	BR9EIX	3981	.016"
	292	292Y - YAMAHA	B8ES	2411	BR8EIX	5044	.024"
RUPP							
	650	TR-650	B9HS	5810	BR9HIX	5687	.020"
	650	TR-650 (CDI) - 1/2" REACH	BUHX	2522	---	---	---
	650	TR-650 (CDI) - 3/4" REACH	BUE	2322	---	---	---
	650	TR-650S	B9HS	5810	BR9HIX	5687	.020"
	650	TR-650S (CDI) - 1/2" REACH	BUHX	2522	---	---	---
	650	TR-650S (CDI) - 3/4" REACH	BUE	2322	---	---	---
	440	TR-440	B8HS	5510	BR8HIX	7001	.020"
	440	TR-440S	B9HS	5810	BR9HIX	5687	.020"
	400	TR-400S	B8HS	5510	BR8HIX	7001	.020"

Snowmobile

Denotes Original Equipment
 ^ Available in Blister Pack (see page 6)

Note: Due to different operating or engine conditions an alternate heat range plug maybe required.

MAKE/YR	ENGINE	MODEL NOTES	REGULAR PLUG	STK#	PREMIUM PLUG	STK#	GAP
RUPP Cont'd							
	340	TR-340	B8HS	5510	BR8HIX	7001	.020"
	340	TR-340S	B9HS	5810	BR9HIX	5687	.020"
	295	TR-295	B8HS	5510	BR8HIX	7001	.020"
	295	TR-295S	B9HS	5810	BR9HIX	5687	.020"
		ALSO SEE: KOHLER, XENOAH	---	---	---	---	---
SACHS - SNOWMOBILE ENGINES							
	740	SA2-740	AB-7	3010	---	---	.020"
	740	SA2-740C	AB-8	7909	---	---	.020"
	650	SA3-650RX	B9ES	2611	BR9EIX	3981	.020"
	440	SA2-404RX	B9ES	2611	BR9EIX	3981	.020"
	440	SA2-440 - 1/2" REACH	B8HS	5510	BR8HIX	7001	.020"
	440	SA2-440 - 3/4" REACH	B8ES	2411	BR8EIX	5044	.020"
	440	SA2-440C - 1/2" REACH	B8HS	5510	BR8HIX	7001	.020"
	440	SA2-440C - 3/4" REACH	B8ES	2411	BR8EIX	5044	.020"
	440	SA2-441	B9ES	2611	BR9EIX	3981	.020"
	400	SA400	AB-8	7909	---	---	.020"
	370	SA370	AB-7	3010	---	---	.020"
	340	SA2-340 - 1/2" REACH	B8HS	5510	BR8HIX	7001	.020"
	340	SA2-340 - 3/4" REACH	B8ES	2411	BR8EIX	5044	.020"
	340	SA2-340C	B9ES	2611	BR9EIX	3981	.020"
	340	SA2-340RX	B9ES	2611	BR9EIX	3981	.020"
	340	SA340	AB-7	3010	---	---	.020"
	340	SA340C	B8HS	5510	BR8HIX	7001	.020"
	340	SA340R	B8HS	5510	BR8HIX	7001	.020"
	340	SA340SS	AB-8	7909	---	---	.020"
	320	SA320	AB-7	3010	---	---	.020"
	300	KM914	B7HS	5110	BR7HIX	7067	.020"
	290	KM24 - 1/2" REACH	B8HS	5510	BR8HIX	7001	.020"
	290	KM24 - 3/4" REACH	B8ES	2411	BR8EIX	5044	.020"
	290	SA2-290 - 1/2" REACH	B8HS	5510	BR8HIX	7001	.020"
	290	SA2-290 - 3/4" REACH	B8ES	2411	BR8EIX	5044	.020"
	290	SA290	AB-7	3010	---	---	.020"
	290	SA290C	B8HS	5510	BR8HIX	7001	.020"
	290	SA290R	B8HS	5510	BR8HIX	7001	.020"
	290	SA290SS	B8HS	5510	BR8HIX	7001	.020"
	280	SA280	AB-7	3010	---	---	.020"
	280	SA280A	AB-7	3010	---	---	.020"
SCORPION							
	440	440	B8ES	2411	BR8EIX	5044	.020"
	440	AF44L3	BR9ES ^	5722	BR9EIX	3981	.020"
	400	400	B8ES	2411	BR8EIX	5044	.020"
	400	2F400-A	B8ES	2411	BR8EIX	5044	.020"
	340	340	B8ES	2411	BR8EIX	5044	.020"
1980	340	2F340-6	BR7ES	5122	BR7EIX	6664	.020"
1979	340	2F340-6	B7ES	1111	BR7EIX	6664	.020"
	340	2F340-6	B8ES	2411	BR8EIX	5044	.020"
	295	295	B8ES	2411	BR8EIX	5044	.020"
1979	295	2F295-2	B7ES	1111	BR7EIX	6664	.020"
1978	295	2F295-2	B9ES	2611	BR9EIX	3981	.020"
		ALSO SEE: CCW, JLO/ROCKWELL	---	---	---	---	---
SKI-DOO							
2005-2004	1500	ELITE	DCPR8E # ^	4339	DCPR8EIX	6546	.028"
2008-2007	1300	EXPEDITION	DCPR8E # ^	4339	DCPR8EIX	6546	.028"
2014-2010	1200	EXPEDITION 1200 LE,SE,XU,REV XU,4-TEC	CR8EKB #	4374	---	---	.028"
2014-2010	1200	GRAND TOURING 1200 SE, LE, XR, 4-TEC	CR8EKB #	4374	---	---	.028"
2014-2009	1200	GSX 1200 LIMITED, SE, LE, XR, 4-TEC	CR8EKB #	4374	---	---	.028"



Denotes Original Equipment
 ^ Available in Blister Pack (see page 6)

Note: Due to different operating or engine conditions an alternate heat range plug maybe required.

MAKE/YR	ENGINE	MODEL NOTES	REGULAR PLUG	STK#	PREMIUM PLUG	STK#	GAP
SKI-DOO Cont'd							
2009	1200	GTX 1200 LIMITED, SE	CR8EKB #	4374	---	---	.028"
2010-2009	1200	MXZ 1200 ADRENALINE, RENEGADE, TNT, X, XR	CR8EKB #	4374	---	---	.028"
2014-2013	1200	MXZ X 1200 4-TEC XR, TNT 1200 XR	CR8EKB #	4374	---	---	.028"
2013-2010	1200	RENEGADE X & ADRENALINE 1200 XR	CR8EKB #	4374	---	---	.028"
2006-2005	1000	EXPEDITION	DCPR8E # ^	4339	DCPR8EIX	6546	.028"
2003	1000	GRAND TOUR SPORT	DCPR8E # ^	4339	DCPR8EIX	6546	.028"
2004-2003	1000	LEGEND	BR9ECS-5 #	6669	BR9ECSIX-5	6014	.020"
2005	1000	LEGEND	DCPR8E # ^	4339	DCPR8EIX	6546	.028"
2005	1000	MACH Z	BR9ECS #	4677	BR9ECSIX	5438	.032"
2007-2006	1000	MACH Z	BR8ECS #	4172	BR8ECSIX	5886	.032"
2006	1000	MXZ	BR8ECS #	4172	BR8ECSIX	5886	.032"
2007	1000	MXZ	BR9ES SLD # ^	3194	BR9EIX SLD	3089	.020"
2007-2005	1000	SUMMIT HIGHMARK	BR8ECS #	4172	BR8ECSIX	5886	.032"
2015	900	EXPEDITION LE 900 ACE	---	---	MR8BI-8 #	91360	.032"
2015	900	EXPEDITION SE 900 ACE	---	---	MR8BI-8 #	91360	.032"
2015	900	EXPEDITION SPORT 900 ACE	---	---	MR8BI-8 #	91360	.032"
2014	900	EXPEDITION SPORT 900 ACE XS	---	---	MR7BI-8 #	90982	.032"
2015	900	GRAND TOURING LE 900 ACE	---	---	MR8BI-8 #	91360	.032"
2014	900	GRAND TOURING LE 900 ACE XR	---	---	MR7BI-8 #	90982	.032"
2014	900	GSX LE 900 ACE XS	---	---	MR7BI-8 #	90982	.032"
2015	900	GSX LE 900 ACE XS	---	---	MR8BI-8 #	91360	.032"
2014	900	MXZ TNT 900 ACE	---	---	MR7BI-8 #	90982	.032"
2015	900	MXZ TNT 900 ACE	---	---	MR8BI-8 #	91360	.032"
2015	900	RENEGADE ADRENALINE 900 ACE	---	---	MR8BI-8 #	91360	.032"
2015	900	SKANDIC SWT 900 ACE	---	---	MR8BI-8 #	91360	.032"
2015	900	SKANDIC WT 900 ACE	---	---	MR8BI-8 #	91360	.032"
2017	850	MXZ TNT 850 ETEC	---	---	ILKR8Q7 #	93819	.028"
2017	850	MXZ X 850 ETEC	---	---	ILKR8Q7 #	93819	.028"
2017	850	RENEGADE ADRENALINE 850 ETEC	---	---	ILKR8Q7 #	93819	.028"
2017	850	RENEGADE X 850 ETEC	---	---	ILKR8Q7 #	93819	.028"
2017	850	SUMMIT SP 850 ETEC	---	---	ILKR8Q7 #	93819	.028"
2017	850	SUMMIT X 850 ETEC	---	---	ILKR8Q7 #	93819	.028"
2009-2007	800	EXPEDITION 800	DCPR8E # ^	4339	DCPR8EIX	6546	.028"
2000-1999	800	FORMULA III	BR9ES SLD ^	3194	BR9EIX SLD	3089	.020"
2014	800	FREERIDE 137, 146, 154, 800RE XM RS - 800 ETEC: SPECIAL INDEXED PLUG, DO NOT USE ALTERNATIVES	---	---	PFR7AB #	93322	.032"
2013	800	FREERIDE 137, 146, 154, 800RE XP - 800 ETEC: SPECIAL INDEXED PLUG, DO NOT USE ALTERNATIVES	---	---	PFR7AB #	93322	.032"
2013	800	FREERIDE 154R, 800RE XP - 800 ETEC: SPECIAL INDEXED PLUG, DO NOT USE ALTERNATIVES	---	---	PFR7AB #	93322	.032"
2012	800	FREERIDE 800R E-TEC - 800 ETEC: SPECIAL INDEXED PLUG, DO NOT USE ALTERNATIVES	---	---	PFR7AB #	93322	.032"
2000-1999	800	GRAND TOURING SE	BR10ES SLD	4684	BR10EIX SLD	6957	.016"
2001	800	GRAND TOURING SE	BR9ES SLD ^	3194	BR9EIX SLD	3089	.020"
2003-2002	800	GRAND TOURING SE	BR9ECS-5 #	6669	BR9ECSIX-5	6014	.020"
2004	800	GSX	BR9ECS-5 #	6669	BR9ECSIX-5	6014	.020"
2008-2005	800	GSX	BR9ECS #	4677	BR9ECSIX	5438	.032"
2014	800	GSX SE 800 RE XR - 800 ETEC: SPECIAL INDEXED PLUG, DO NOT USE ALTERNATIVES	---	---	PFR7AB #	93322	.032"
2012	800	GSX SE 800R ETEC XR - 800 ETEC: SPECIAL INDEXED PLUG, DO NOT USE ALTERNATIVES	---	---	PFR7AB #	93322	.032"
2007-2005	800	GTX	BR9ECS #	4677	BR9ECSIX	5438	.032"
2004-2002	800	LEGEND	BR9ECS-5 #	6669	BR9ECSIX-5	6014	.020"
2009-2007	800	LEGEND	DCPR8E # ^	4339	DCPR8EIX	6546	.028"
1995-1994	800	MACH Z	BR9ES SLD ^	3194	BR9EIX SLD	3089	.020"
1999-1996	800	MACH Z	BR10ES SLD	4684	BR10EIX SLD	6957	.016"

Snowmobile

Denotes Original Equipment
 ^ Available in Blister Pack (see page 6)

Note: Due to different operating or engine conditions an alternate heat range plug maybe required.

MAKE/YR	ENGINE	MODEL NOTES	REGULAR PLUG	STK#	PREMIUM PLUG	STK#	GAP
SKI-DOO Cont'd							
2002-2000	800	MACH Z	BR9ES SLD ^	3194	BR9EIX SLD	3089	.020"
2004-2003	800	MACH Z	BR9ECS-5 #	6669	BR9ECSIX-5	6014	.020"
2001-2000	800	MXZ	BR9ES SLD ^	3194	BR9EIX SLD	3089	.020"
2004-2002	800	MXZ	BR9ECS-5 #	6669	BR9ECSIX-5	6014	.020"
2009-2005	800	MXZ	BR9ECS #	4677	BR9ECSIX	5438	.032"
2010-2009	800	MXZ 800 R ADRENALINE, X-RS, X	BR9ECS #	4677	BR9ECSIX	5438	.032"
2009	800	MXZ 800 RENEGADE	BR9ECS #	4677	BR9ECSIX	5438	.032"
2012	800	MXZ 800R ETEC - 800 ETEC: SPECIAL INDEXED PLUG, DO NOT USE ALTERNATIVES	---	---	PFR7AB #	93322	.032"
2014-2013	800	MXZ TNT 800R ETEC XS - 800 ETEC: SPECIAL INDEXED PLUG, DO NOT USE ALTERNATIVES	---	---	PFR7AB #	93322	.032"
2013	800	MXZ X 800 RE XS - 800 ETEC: SPECIAL INDEXED PLUG, DO NOT USE ALTERNATIVES	---	---	PFR7AB #	93322	.032"
2013	800	MXZ XRS 800 RE XP - 800 ETEC: SPECIAL INDEXED PLUG, DO NOT USE ALTERNATIVES	---	---	PFR7AB #	93322	.032"
2014	800	MXZ X-RS 800R ETEC XS RS - 800 ETEC: SPECIAL INDEXED PLUG, DO NOT USE ALTERNATIVES	---	---	PFR7AB #	93322	.032"
2010	800	RENEGADE 800	BR9ECS #	4677	BR9ECSIX	5438	.032"
2012	800	RENEGADE 800R ETEC - 800 ETEC: SPECIAL INDEXED PLUG, DO NOT USE ALTERNATIVES	---	---	PFR7AB #	93322	.032"
2013	800	RENEGADE ADRENALINE 800 RE XP - 800 ETEC: SPECIAL INDEXED PLUG, DO NOT USE ALTERNATIVES	---	---	PFR7AB #	93322	.032"
2013	800	RENEGADE BACK COUNTRY 800 RE XP - 800 ETEC: SPECIAL INDEXED PLUG, DO NOT USE ALTERNATIVES	---	---	PFR7AB #	93322	.032"
2013	800	RENEGADE BACK COUNTRY X 800 RE XS - 800 ETEC: SPECIAL INDEXED PLUG, DO NOT USE ALTERNATIVES	---	---	PFR7AB #	93322	.032"
2013	800	RENEGADE X 800 RE XS - 800 ETEC: SPECIAL INDEXED PLUG, DO NOT USE ALTERNATIVES	---	---	PFR7AB #	93322	.032"
2012-2007	800	SKANDIC SWT, TUNDRA	DCPR8E # ^	4339	DCPR8EIX	6546	.028"
2001-2000	800	SUMMIT	BR9ES SLD ^	3194	BR9EIX SLD	3089	.020"
2004-2002	800	SUMMIT	BR9ECS-5 #	6669	BR9ECSIX-5	6014	.020"
2012-2005	800	SUMMIT 800	BR9ECS #	4677	BR9ECSIX	5438	.032"
2012-2011	800	SUMMIT 800R E-TEC - 800 ETEC: SPECIAL INDEXED PLUG, DO NOT USE ALTERNATIVES	---	---	PFR7AB #	93322	.032"
2013	800	SUMMIT SP 800 RE XM - 800 ETEC: SPECIAL INDEXED PLUG, DO NOT USE ALTERNATIVES	---	---	PFR7AB #	93322	.032"
2013	800	SUMMIT SPORT 800R PTEK XP	BR9ECS #	4677	BR9ECSIX	5438	.032"
2013	800	SUMMIT X 800 RE XM - 800 ETEC: SPECIAL INDEXED PLUG, DO NOT USE ALTERNATIVES	---	---	PFR7AB #	93322	.032"
1996-1993	775	MACH Z	BR10ES SLD	4684	BR10EIX SLD	6957	.016"
1972-1971	775	TNT	AB-8	7909	---	---	.020"
2001-1998	700	FORMULA	BR9ES SLD ^	3194	BR9EIX SLD	3089	.016"
2001-1998	700	GRAND TOURING	BR9ES SLD ^	3194	BR9EIX SLD	3089	.016"
2003-2002	700	GRAND TOURING	BR9ECS-5 #	6669	BR9ECSIX-5	6014	.020"
1995-1994	700	GRAND TOURING SE	BR9ES SLD ^	3194	BR9EIX SLD	3089	.016"
1997	700	GRAND TOURING SE	BR10ES SLD	4684	BR10EIX SLD	6957	.016"
1995-1994	700	GRAND TOURING XTC	BR9ES SLD ^	3194	BR9EIX SLD	3089	.016"
2004-2002	700	LEGEND	BR9ECS-5 #	6669	BR9ECSIX-5	6014	.020"
1995-1994	700	MACH I	BR9ES SLD ^	3194	BR9EIX SLD	3089	.020"
1997	700	MACH I	BR10ES SLD	4684	BR10EIX SLD	6957	.016"
2000-1998	700	MACH I	BR9ES SLD ^	3194	BR9EIX SLD	3089	.020"
2001-1999	700	MXZ	BR9ES SLD ^	3194	BR9EIX SLD	3089	.020"
2003-2002	700	MXZ	BR9ECS-5 #	6669	BR9ECSIX-5	6014	.020"
2001-2000	700	SUMMIT	BR9ES SLD ^	3194	BR9EIX SLD	3089	.020"
2003-2002	700	SUMMIT	BR9ECS-5 #	6669	BR9ECSIX-5	6014	.020"
1996-1994	670	FORMULA	BR9ES SLD ^	3194	BR9EIX SLD	3089	.016"
2000-1998	670	FORMULA	BR9ES SLD ^	3194	BR9EIX SLD	3089	.016"



Denotes Original Equipment

^ Available in Blister Pack (see page 6)

Note: Due to different operating or engine conditions an alternate heat range plug maybe required.

MAKE/YR	ENGINE	MODEL NOTES	REGULAR PLUG	STK#	PREMIUM PLUG	STK#	GAP
SKI-DOO Cont'd							
1997-1996	670	FORMULA III	BR10ES SLD	4684	BR10EIX SLD	6957	.016"
1997-1995	670	GRAND TOURING SE	BR9ES SLD ^	3194	BR9EIX SLD	3089	.016"
1995-1993	670	MACH I	BR9ES SLD ^	3194	BR9EIX SLD	3089	.020"
1997-1996	670	MACH I	BR10ES SLD	4684	BR10EIX SLD	6957	.016"
1998	670	MACH I	BR9ES SLD ^	3194	BR9EIX SLD	3089	.020"
1994	670	MXZ	BR9ES SLD ^	3194	BR9EIX SLD	3089	.016"
1999-1997	670	MXZ H.O.	BR9ES SLD ^	3194	BR9EIX SLD	3089	.016"
1999-1995	670	SUMMIT	BR9ES SLD ^	3194	BR9EIX SLD	3089	.020"
1972-1970	640	ALPINE	AB-8	7909	---	---	.020"
1977-1973	640	ALPINE	AB-7	3010	---	---	.020"
1978	640	ALPINE	B7HS	5110	BR7HIX	7067	.020"
1981-1979	640	ALPINE	AB-7	3010	---	---	.020"
1995-1982	640	ALPINE	BR8ES SLD	3961	BR8EIX SLD	6747	.020"
1972-1970	640	NORDIC	AB-8	7909	---	---	.020"
1974-1973	640	NORDIC	AB-7	3010	---	---	.020"
1972-1970	640	TNT	AB-8	7909	---	---	.020"
1971	640	VALMONT	AB-8	7909	---	---	.020"
1992-1991	620	FORMULA MACH I	BR9ES SLD ^	3194	BR9EIX SLD	3089	.016"
2005	600	EXPEDITION - 600 HO SDI	BR9ECS #	4677	BR9ECSIX	5438	.032"
2010-2006	600	EXPEDITION - 600 HO SDI	BR8ECS #	4172	BR8ECSIX	5886	.032"
2014-2012	600	EXPEDITION LE,SE,600 HOE,REV XU,XU - 600 HO ETEC: SPECIAL INDEXED PLUG, DO NOT USE ALTERNATIVES	---	---	PZFR6F #	6876	.032"
2014-2012	600	EXPEDITION SPORT,600ACE, XP(4-TEMPS) - 600 HO ETEC	---	---	MR7BI-8 #	90982	.032"
2001-1998	600	FORMULA	BR9ES SLD ^	3194	BR9EIX SLD	3089	.016"
1997-1996	600	FORMULA III	BR10ES SLD	4684	BR10EIX SLD	6957	.022"
2001-2000	600	GRAND TOURING	BR9ES SLD ^	3194	BR9EIX SLD	3089	.016"
2003-2002	600	GRAND TOURING	BR9ECS-5 #	6669	BR9ECSIX-5	6014	.020"
2010	600	GRAND TOURING 600 LE - 600 HO ETEC: SPECIAL INDEXED PLUG, DO NOT USE ALTERNATIVES	---	---	PZFR6F #	6876	.032"
2010	600	GRAND TOURING 600 SPORT	BR10ECS SLD #	5940	---	---	.028"
2014-2012	600	GRAND TOURING LE, 600HOE XR - 600 HO ETEC: SPECIAL INDEXED PLUG, DO NOT USE ALTERNATIVES	---	---	PZFR6F #	6876	.032"
2013-2012	600	GRAND TOURING SPORT 600 XP	BR9ECS #	4677	BR9ECSIX	5438	.032"
2014-2012	600	GRAND TOURING SPORT,600ACE, XP(4-TEMPS) - 600 HO ETEC	---	---	MR7BI-8 #	90982	.032"
2005-2004	600	GSX	BR9ECS-5 #	6669	BR9ECSIX-5	6014	.020"
2010-2009	600	GSX 600 LIMITED - 600 HO ETEC: SPECIAL INDEXED PLUG, DO NOT USE ALTERNATIVES	---	---	PZFR6F #	6876	.032"
2014-2012	600	GSX LE,SE, 600 HOE XP,XR - 600 HO ETEC: SPECIAL INDEXED PLUG, DO NOT USE ALTERNATIVES	---	---	PZFR6F #	6876	.032"
2008	600	GSX LTD - 600 HO SDI	BR8ECS #	4172	BR8ECSIX	5886	.032"
2008-2006	600	GSX SDI - 600 HO SDI	BR8ECS #	4172	BR8ECSIX	5886	.032"
2005	600	GTX	BR9ECS-5 #	6669	BR9ECSIX-5	6014	.020"
2008-2007	600	GTX - 600 HO SDI	BR8ECS #	4172	BR8ECSIX	5886	.032"
2009	600	GTX 600 LIMITED - 600 HO ETEC: SPECIAL INDEXED PLUG, DO NOT USE ALTERNATIVES	---	---	PZFR6F #	6876	.032"
2006	600	GTX SPORT	BR8ES SLD #	3961	BR8EIX SLD	6747	.032"
2004-2002	600	LEGEND	BR9ECS-5 #	6669	BR9ECSIX-5	6014	.020"
2009	600	MKZ 600RS	BR9ECS #	4677	BR9ECSIX	5438	.032"
2001-1999	600	MXZ	BR9ES SLD ^	3194	BR9EIX SLD	3089	.016"
2005-2002	600	MXZ	BR9ECS-5 #	6669	BR9ECSIX-5	6014	.020"
2007-2006	600	MXZ	BR8ECS #	4172	BR8ECSIX	5886	.032"
2010-2009	600	MXZ 600 ADRENALINE, TNT, X - 600 HO ETEC: SPECIAL INDEXED PLUG, DO NOT USE ALTERNATIVES	---	---	PZFR6F #	6876	.032"

Snowmobile

Denotes Original Equipment
 ^ Available in Blister Pack (see page 6)

Note: Due to different operating or engine conditions an alternate heat range plug maybe required.

MAKE/YR	ENGINE	MODEL NOTES	REGULAR PLUG	STK#	PREMIUM PLUG	STK#	GAP
SKI-DOO Cont'd							
2010	600	MXZ 600 SPORT, TNT	BR10ECS SLD #	5940	---	---	.028"
2008	600	MXZ ADRENALINE - 600 HO SDI	BR8ECS #	4172	BR8ECSIX	5886	.032"
2006	600	MXZ ADRENALINE, RENEGADE	BR9ECS-5 #	6669	BR9ECSIX-5	6014	.020"
2008	600	MXZ RENEGADE - 600 HO SDI	BR8ECS #	4172	BR8ECSIX	5886	.032"
2013	600	MXZ SPORT 600 ACE (4-TEMPS) XP	---	---	MR7BI-8 #	90982	.032"
2014	600	MXZ SPORT 600 ACE XP	---	---	MR7BI-8 #	90982	.032"
2014	600	MXZ SPORT 600 REV-XP	BR9ECS #	4677	BR9ECSIX	5438	.032"
2013	600	MXZ SPORT 600 XP	BR9ECS-5 #	6669	BR9ECSIX-5	6014	.020"
2013	600	MXZ TNT 600 HOE XP - 600 HO ETEC: SPECIAL INDEXED PLUG, DO NOT USE ALTERNATIVES	---	---	PZFR6F #	6876	.032"
2014	600	MXZ TNT 600 HOE XS - 600 HO ETEC: SPECIAL INDEXED PLUG, DO NOT USE ALTERNATIVES	---	---	PZFR6F #	6876	.032"
2012	600	MXZ TNT, SPORT - 600ACE LFF	---	---	MR7BI-8 #	90982	.032"
2012	600	MXZ TNT, SPORT 600 XP	BR9ECS #	4677	BR9ECSIX	5438	.032"
2013	600	MXZ X 600 HOE - 600 HO ETEC: SPECIAL INDEXED PLUG, DO NOT USE ALTERNATIVES	---	---	PZFR6F #	6876	.032"
2014	600	MXZ X 600 HOE XS - 600 HO ETEC: SPECIAL INDEXED PLUG, DO NOT USE ALTERNATIVES	---	---	PZFR6F #	6876	.032"
2013	600	MXZ X 600 RS XP	BR9ECS-5 #	6669	BR9ECSIX-5	6014	.020"
2014	600	MXZ X 600 RS XS RS	BR9ECS-5 #	6669	BR9ECSIX-5	6014	.020"
2012-2009	600	MXZ X 600RS	BR9ECS-5 #	6669	BR9ECSIX-5	6014	.020"
2014-2012	600	MXZ XRS 600 HOE XS RS X,TNT - 600 HO ETEC: SPECIAL INDEXED PLUG, DO NOT USE ALTERNATIVES	---	---	PZFR6F #	6876	.032"
2008-2007	600	MXZ, ADRENALINE	BR9ECS #	4677	BR9ECSIX	5438	.032"
2010-2009	600	RENEGADE 600 - 600 HO ETEC: SPECIAL INDEXED PLUG, DO NOT USE ALTERNATIVES	---	---	PZFR6F #	6876	.032"
2013	600	RENEGADE ADRENALINE 600 HOE - 600 HO ETEC: SPECIAL INDEXED PLUG, DO NOT USE ALTERNATIVES	---	---	PZFR6F #	6876	.032"
2013	600	RENEGADE BACK COUNTRY 600 HOE - 600 HO ETEC: SPECIAL INDEXED PLUG, DO NOT USE ALTERNATIVES	---	---	PZFR6F #	6876	.032"
2013	600	RENEGADE BACK COUNTRY X 600 HOE - 600 HO ETEC: SPECIAL INDEXED PLUG, DO NOT USE ALTERNATIVES	---	---	PZFR6F #	6876	.032"
2012	600	RENEGADE SPORT - 600ACE LFF	---	---	MR7BI-8 #	90982	.032"
2013	600	RENEGADE SPORT 600 ACE (4 TEMPS) XP	---	---	MR7BI-8 #	90982	.032"
2013	600	RENEGADE X 600 HOE - 600 HO ETEC: SPECIAL INDEXED PLUG, DO NOT USE ALTERNATIVES	---	---	PZFR6F #	6876	.032"
2012	600	RENEGADE X, ADRENALINE, BACK COUNTRY - 600 HO ETEC: SPECIAL INDEXED PLUG, DO NOT USE ALTERNATIVES	---	---	PZFR6F #	6876	.032"
2001	600	SKANDIC	BR9ES SLD ^	3194	BR9EIX SLD	3089	.016"
2005-2002	600	SKANDIC	BR9ECS-5 #	6669	BR9ECSIX-5	6014	.020"
2008-2006	600	SKANDIC SUV	BR9ECS #	4677	BR9ECSIX	5438	.032"
2008	600	SKANDIC SUV 600HO SDI - 600 HO SDI	BR8ECS #	4172	BR8ECSIX	5886	.032"
2013	600	SKANDIC SWT 600 ACE XU - 4-STROKE	---	---	MR7BI-8 #	90982	.032"
2013	600	SKANDIC SWT 600 HO E-TEC XU - 600 HO ETEC: SPECIAL INDEXED PLUG, DO NOT USE ALTERNATIVES	---	---	PZFR6F #	6876	.032"
2012	600	SKANDIC SWT, WT - 10MM PLUG 600 HO ETEC	CR8EKB #	4374	---	---	.028"
2012	600	SKANDIC SWT, WT - 14MM PLUG 600 HO ETEC: SPECIAL INDEXED PLUG, DO NOT USE ALTERNATIVES	---	---	PZFR6F #	6876	.032"
2009-2006	600	SKANDIC WT	BR9ECS #	4677	BR9ECSIX	5438	.032"
2013	600	SKANDIC WT 600 ACE XU - 4-STROKE	---	---	MR7BI-8 #	90982	.032"
2013	600	SKANDIC WT 600 HO E-TEC XU - 600 HO ETEC: SPECIAL INDEXED PLUG, DO NOT USE ALTERNATIVES	---	---	PZFR6F #	6876	.032"
2001-1999	600	SUMMIT	BR9ES SLD ^	3194	BR9EIX SLD	3089	.016"
2005-2002	600	SUMMIT	BR9ECS-5 #	6669	BR9ECSIX-5	6014	.020"
2005	600	SUMMIT 600 HO	BR9ECS #	4677	BR9ECSIX	5438	.032"



Denotes Original Equipment
 ^ Available in Blister Pack (see page 6)

Note: Due to different operating or engine conditions an alternate heat range plug maybe required.

MAKE/YR	ENGINE	MODEL NOTES	REGULAR PLUG	STK#	PREMIUM PLUG	STK#	GAP
SKI-DOO Cont'd							
2011-2010	600	SUMMIT 600 SPORT	BR10ECS SLD #	5940	---	---	.028"
2008-2006	600	SUMMIT ADRENALINE - 600 HO SDI	BR8ECS #	4172	BR8ECSIX	5886	.032"
2011-2009	600	SUMMIT EVEREST, X - 600 HO ETEC: SPECIAL INDEXED PLUG, DO NOT USE ALTERNATIVES	---	---	PZFR6F #	6876	.032"
2013-2012	600	SUMMIT SP, 600 HOE XP - 600 HO ETEC: SPECIAL INDEXED PLUG, DO NOT USE ALTERNATIVES	---	---	PZFR6F #	6876	.032"
2014-2012	600	SUMMIT SPORT 600	BR9ECS #	4677	BR9ECSIX	5438	.032"
2013	600	TUNDRA LT 600 ACE (4-TEMPS) XP	---	---	MR7BI-8 #	90982	.032"
2013	600	TUNDRA SPORT 600 ACE (4-TEMPS) XP	---	---	MR7BI-8 #	90982	.032"
2012	600	TUNDRA SPORT, LT - 600ACE LFF	---	---	MR7BI-8 #	90982	.032"
2013-2012	600	TUNDRA XTREME, 600 HOE XP - 600 HO ETEC: SPECIAL INDEXED PLUG, DO NOT USE ALTERNATIVES	---	---	PZFR6F #	6876	.032"
2010-2008	600	XP, XR, XU - 600 HO ETEC: SPECIAL INDEXED PLUG, DO NOT USE ALTERNATIVES	---	---	PZFR6F #	6876	.032"
2000-1999	583	FORMULA DELUXE	BR9ES SLD ^	3194	BR9EIX SLD	3089	.020"
1998-1989	583	FORMULA STX	BR9ES SLD ^	3194	BR9EIX SLD	3089	.016"
2000-1989	583	FORMULA Z	BR9ES SLD ^	3194	BR9EIX SLD	3089	.020"
2000-1993	583	GRAND TOURING	BR9ES SLD ^	3194	BR9EIX SLD	3089	.020"
1998-1994	583	MXZ	BR9ES SLD ^	3194	BR9EIX SLD	3089	.020"
1993	583	PLUS	BR9ES SLD ^	3194	BR9EIX SLD	3089	.020"
1998-1994	583	SUMMIT	BR9ES SLD ^	3194	BR9EIX SLD	3089	.016"
2006-2005	550	EXPEDITION	BR9ECS-5 #	6669	BR9ECSIX-5	6014	.020"
2008-2007	550	EXPEDITION	BR9ES SLD # ^	3194	BR9EIX SLD	3089	.020"
2012-2009	550	EXPEDITION	BR9ECS-5 #	6669	BR9ECSIX-5	6014	.020"
2014-2013	550	EXPEDITION SPORT 550F XP	BR9ECS-5 #	6669	BR9ECSIX-5	6014	.020"
2009-2007	550	FREESTYLE 550F	BR9ES SLD # ^	3194	BR9EIX SLD	3089	.020"
2009	550	FREESTYLE BACK COUNTRY 550F	BR9ES SLD ^	3194	BR9EIX SLD	3089	.020"
2012-2010	550	GRAND TOURING 550F SPORT	BR9ECS-5 #	6669	BR9ECSIX-5	6014	.020"
2003-2002	550	GRAND TOURING FC	BR9ES SLD ^	3194	BR9EIX SLD	3089	.020"
2014-2013	550	GRAND TOURING SPORT 550F XP	BR9ECS-5 #	6669	BR9ECSIX-5	6014	.020"
2006-2005	550	GSX	BR9ECS-5 #	6669	BR9ECSIX-5	6014	.020"
2009-2007	550	GSX 550F	BR9ES SLD # ^	3194	BR9EIX SLD	3089	.020"
2005	550	GTX	BR9ECS-5 #	6669	BR9ECSIX-5	6014	.020"
2009-2006	550	GTX 550F	BR9ES SLD # ^	3194	BR9EIX SLD	3089	.020"
2004-2003	550	LEGEND FC	BR9ES SLD ^	3194	BR9EIX SLD	3089	.020"
2009-2004	550	MXZ	BR9ES SLD # ^	3194	BR9EIX SLD	3089	.020"
2009	550	MXZ 550 X	BR9ES SLD ^	3194	BR9EIX SLD	3089	.020"
2012-2010	550	MXZ 550F TNT, SPORT	BR9ECS-5 #	6669	BR9ECSIX-5	6014	.020"
2014-2013	550	MXZ SPORT 550F XP	BR9ECS-5 #	6669	BR9ECSIX-5	6014	.020"
2013-2010	550	RENEGADE 550F,SPORT 550F XP	BR9ECS-5 #	6669	BR9ECSIX-5	6014	.020"
2010-2004	550	SKANDIC	BR9ES SLD # ^	3194	BR9EIX SLD	3089	.020"
2014-2012	550	SKANDIC WT 550F XU	BR9ECS-5 #	6669	BR9ECSIX-5	6014	.020"
2005	550	SUMMIT	BR9ECS-5 #	6669	BR9ECSIX-5	6014	.020"
2009-2006	550	SUMMIT	BR9ES SLD # ^	3194	BR9EIX SLD	3089	.020"
2004-2003	550	SUMMIT FC	BR9ES SLD ^	3194	BR9EIX SLD	3089	.020"
2013-2012	550	TUNDRA STD,SPORT,LT 550F XP,LTS	BR9ECS-5 #	6669	BR9ECSIX-5	6014	.020"
1984-1983	520	BLIZZARD 9700	BR8ES SLD	3961	BR8EIX SLD	6747	.016"
1990-1989	520	FORMULA MACH I	BR9ES SLD ^	3194	BR9EIX SLD	3089	.016"
1992-1985	520	FORMULA PLUS	BR9ES SLD ^	3194	BR9EIX SLD	3089	.016"
1986-1985	520	SAFARI LC	BR8ES SLD	3961	BR8EIX SLD	6747	.016"
1987-1983	500	ALPINE 503	BR7ES	5122	BR7EIX	6664	.016"
1992-1988	500	ALPINE II	BR8ES SLD	3961	BR8EIX SLD	6747	.020"
1993	500	ALPINE II	BR9ES SLD ^	3194	BR9EIX SLD	3089	.020"
1995	500	ALPINE II	BR8ES SLD	3961	BR8EIX SLD	6747	.016"
1990	500	ALPINE IV	DR7EA	7839	DR7EIX	5686	.025"
1983-1979	500	BLIZZARD 5500 MX	BR8ES SLD	3961	BR8EIX SLD	6747	.016"

Snowmobile

Denotes Original Equipment
 ^ Available in Blister Pack (see page 6)

Note: Due to different operating or engine conditions an alternate heat range plug maybe required.

MAKE/YR	ENGINE	MODEL NOTES	REGULAR PLUG	STK#	PREMIUM PLUG	STK#	GAP
SKI-DOO Cont'd							
1984	500	BLIZZARD 5500 MX	BR7ES	5122	BR7EIX	6664	.020"
1992-1989	500	CHEYENNE	BR9ES SLD ^	3194	BR9EIX SLD	3089	.016"
1989-1987	500	ESCAPADE	BR9ES SLD ^	3194	BR9EIX SLD	3089	.016"
1981-1980	500	EVEREST	BR8ES SLD	3961	BR8EIX SLD	6747	.016"
1983-1982	500	EVEREST	BR7ES	5122	BR7EIX	6664	.016"
1998-1997	500	FORMULA	BR9ES SLD ^	3194	BR9EIX SLD	3089	.020"
2000-1999	500	FORMULA DELUXE	BR9ES SLD ^	3194	BR9EIX SLD	3089	.016"
2001	500	FORMULA DELUXE F/C	BR9ES SLD ^	3194	BR9EIX SLD	3089	.016"
2001	500	FORMULA DELUXE LC	BR9ES SLD ^	3194	BR9EIX SLD	3089	.020"
1999-1987	500	FORMULA SL	BR9ES SLD ^	3194	BR9EIX SLD	3089	.020"
1996	500	FORMULA SLS	BR9ES SLD ^	3194	BR9EIX SLD	3089	.020"
2000-1999	500	FORMULA Z	BR9ES SLD ^	3194	BR9EIX SLD	3089	.016"
2001-1996	500	GRAND TOURING	BR9ES SLD ^	3194	BR9EIX SLD	3089	.016"
2003-2002	500	GRAND TOURING FAN	BR9ES SLD ^	3194	BR9EIX SLD	3089	.020"
2002	500	GRAND TOURING LC	BR9ECS-5 #	6669	BR9ECSIX-5	6014	.020"
2007-2004	500	G SX	BR9ECS-5 #	6669	BR9ECSIX-5	6014	.020"
2009-2008	500	G SX SPORT - 500SS	BR10ECS SLD #	5940	---	---	.028"
2007-2005	500	GTX	BR9ECS #	4677	BR9ECSIX	5438	.032"
2009-2008	500	GTX SPORT - 500SS	BR10ECS SLD #	5940	---	---	.028"
2009	500	GTX SPORT 500SS	BR10ECS SLD #	5940	---	---	.028"
2002	500	LEGEND FAN	BR9ES SLD ^	3194	BR9EIX SLD	3089	.020"
2004-2002	500	LEGEND LC	BR9ECS-5 #	6669	BR9ECSIX-5	6014	.020"
2008-2007	500	MK Z TRAIL 500SS	BR9ECS #	4677	BR9ECSIX	5438	.032"
2007-2005	500	MXZ	BR9ECS #	4677	BR9ECSIX	5438	.032"
2009-2008	500	MXZ	BR10ECS SLD #	5940	---	---	.028"
2003-1998	500	MXZ FAN	BR9ES SLD ^	3194	BR9EIX SLD	3089	.020"
2004-2002	500	MXZ LC	BR9ECS-5 #	6669	BR9ECSIX-5	6014	.020"
1991-1987	500	NORDIK 60	BR8ES SLD	3961	BR8EIX SLD	6747	.016"
1994-1987	500	SAFARI VOYAGUER	BR9ES SLD ^	3194	BR9EIX SLD	3089	.016"
1987	500	SKANDIC	BR9ES SLD ^	3194	BR9EIX SLD	3089	.016"
2003-1993	500	SKANDIC	BR9ES SLD ^	3194	BR9EIX SLD	3089	.016"
2000-1997	500	SKANDIC LC	BR9ES SLD ^	3194	BR9EIX SLD	3089	.020"
2003-2002	500	SKANDIC LC	BR9ECS-5 #	6669	BR9ECSIX-5	6014	.020"
1989-1987	500	STRATOS	BR9ES SLD ^	3194	BR9EIX SLD	3089	.016"
1999-1996	500	SUMMIT	BR9ES SLD ^	3194	BR9EIX SLD	3089	.020"
2009	500	SUMMIT EVEREST	BR10ECS SLD #	5940	---	---	.028"
2003-2001	500	SUMMIT FAN	BR9ES SLD ^	3194	BR9EIX SLD	3089	.020"
2001-1995	500	TOURING FAN	BR9ES SLD ^	3194	BR9EIX SLD	3089	.016"
2000-1995	500	TOURING LC	BR9ES SLD ^	3194	BR9EIX SLD	3089	.020"
1981	470	ELITE 464	BR8ES SLD	3961	BR8EIX SLD	6747	.016"
1982	470	ELITE 464	B7HS	5110	BR7HIX	7067	.016"
1983-1980	470	EVEREST 464	BR8ES SLD	3961	BR8EIX SLD	6747	.016"
1994-1985	470	FORMULA	BR9ES SLD ^	3194	BR9EIX SLD	3089	.016"
1986-1985	470	FORMULA SP	BR8ES SLD	3961	BR8EIX SLD	6747	.016"
1986-1985	470	FORMULA SS	BR8ES SLD	3961	BR8EIX SLD	6747	.016"
1995	470	GRAND TOURING	BR9ES SLD ^	3194	BR9EIX SLD	3089	.020"
1995-1994	470	MX	BR9ES SLD ^	3194	BR9EIX SLD	3089	.016"
1994	470	MXZ	BR9ES SLD ^	3194	BR9EIX SLD	3089	.020"
1992-1990	470	SAFARI	BR9ES SLD ^	3194	BR9EIX SLD	3089	.016"
1984	470	SS 25TH ANNIVERSARY	BR8ES SLD	3961	BR8EIX SLD	6747	.016"
1994	470	SUMMIT 470	BR9ES SLD ^	3194	BR9EIX SLD	3089	.020"
1980-1978	444	ELITE	BR8ES SLD	3961	BR8EIX SLD	6747	.020"
1979-1978	444	EVEREST LC	BR8ES SLD	3961	BR8EIX SLD	6747	.020"
1979	440	BLIZZARD 9500	BR10ES SLD	4684	BR10EIX SLD	6957	.020"
1982-1980	440	BLIZZARD 9500	BR9ES SLD ^	3194	BR9EIX SLD	3089	.020"
1975-1973	440	ELITE	AB-7	3010	---	---	.020"



Denotes Original Equipment
 ^ Available in Blister Pack (see page 6)

Note: Due to different operating or engine conditions an alternate heat range plug maybe required.

MAKE/YR	ENGINE	MODEL NOTES	REGULAR PLUG	STK#	PREMIUM PLUG	STK#	GAP
SKI-DOO Cont'd							
1979-1974	440	EVEREST	AB-8	7909	---	---	.020"
2003-1995	440	MXZ	BR9ES SLD ^	3194	BR9EIX SLD	3089	.016"
2005	440	MXZ 440X RACING	BR9ECS #	4677	BR9ECSIX	5438	.032"
2007	440	MXZ 440X RACING	BR9ECS #	4677	BR9ECSIX	5438	.032"
1972	440	NORDIC	AB-7	3010	---	---	.020"
1991-1988	440	NORDIK 50	BR9ES SLD ^	3194	BR9EIX SLD	3089	.016"
1974-1973	440	OLYMPIQUE	AB-7	3010	---	---	.020"
1976	440	OLYMPIQUE	B7HS	5110	BR7HIX	7067	.020"
1977	440	OLYMPIQUE	AB-8	7909	---	---	.020"
1986-1984	440	SAFARI	BR9ES SLD ^	3194	BR9EIX SLD	3089	.016"
1992-1990	440	SAFARI	BR9ES SLD ^	3194	BR9EIX SLD	3089	.016"
2007-2001	440	SKANDIC	BR9ES SLD # ^	3194	BR9EIX SLD	3089	.018"
1978-1971	440	TNT	AB-8	7909	---	---	.020"
1975-1974	440	TNT FA	BR8ES SLD	3961	BR8EIX SLD	6747	.020"
1977	440	TNT FA	BR8ES SLD	3961	BR8EIX SLD	6747	.020"
2000-1995	440	TOURING LE	BR9ES SLD ^	3194	BR9EIX SLD	3089	.016"
1973-1972	440	VALMONT	AB-7	3010	---	---	.020"
1970	399	ALPINE	B7HS	5110	BR7HIX	7067	.020"
1971	399	ALPINE	AB-7	3010	---	---	.020"
1970	399	NORDIC	B7HS	5110	BR7HIX	7067	.020"
1971	399	NORDIC	AB-7	3010	---	---	.020"
1970	399	OLYMPIQUE	B7HS	5110	BR7HIX	7067	.020"
1974-1971	399	OLYMPIQUE	AB-7	3010	---	---	.020"
1970	399	TNT	B8HS	5510	BR8HIX	7001	.020"
1974-1973	399	TNT FA	BR8ES SLD	3961	BR8EIX SLD	6747	.020"
1983-1980	380	CITATION 4500	BR8ES SLD	3961	BR8EIX SLD	6747	.016"
1983-1980	380	CITATION SS	BR8ES SLD	3961	BR8EIX SLD	6747	.016"
2001-1987	380	FORMULA	BR9ES SLD ^	3194	BR9EIX SLD	3089	.020"
2003-2002	380	GRAND TOURING	BR9ES SLD ^	3194	BR9EIX SLD	3089	.020"
2006-2005	380	GSX	BR9ES SLD ^	3194	BR9EIX SLD	3089	.020"
2006-2005	380	GTX	BR9ES SLD ^	3194	BR9EIX SLD	3089	.020"
2004-2002	380	LEGEND	BR9ES SLD ^	3194	BR9EIX SLD	3089	.020"
2006-2001	380	MXZ FAN	BR9ES SLD # ^	3194	BR9EIX SLD	3089	.020"
1983-1982	380	NORDIK	BR8ES SLD	3961	BR8EIX SLD	6747	.016"
1994-1984	380	SAFARI	BR9ES SLD ^	3194	BR9EIX SLD	3089	.016"
1987-1982	380	SCOUT	BR8ES SLD	3961	BR8EIX SLD	6747	.016"
1987-1982	380	SKANDIC	BR8ES SLD	3961	BR8EIX SLD	6747	.016"
2000-1993	380	SKANDIC	BR9ES SLD ^	3194	BR9EIX SLD	3089	.016"
1992	380	SKANIC II	BR9ES SLD ^	3194	BR9EIX SLD	3089	.016"
2002-1995	380	TOURING	BR9ES SLD ^	3194	BR9EIX SLD	3089	.020"
2006	370	SUMMIT	BR9ES SLD # ^	3194	BR9EIX SLD	3089	.016"
1978	340	BLIZZARD 6500	BR10ES SLD	4684	BR10EIX SLD	6957	.020"
1979	340	BLIZZARD 7500	BR10ES SLD	4684	BR10EIX SLD	6957	.020"
1981-1980	340	BLIZZARD 7500	BR9ES SLD ^	3194	BR9EIX SLD	3089	.020"
1977	340	EVEREST	B8HS	5510	BR8HIX	7001	.020"
1979-1978	340	EVEREST	B9HS	5810	BR9HIX	5687	.020"
1973	340	OLYMPIQUE	B8HS	5510	BR8HIX	7001	.020"
1974	340	OLYMPIQUE	B7HS	5110	BR7HIX	7067	.020"
1977-1975	340	OLYMPIQUE	B8HS	5510	BR8HIX	7001	.020"
1971-1970	340	TNT	AB-8	7909	---	---	.020"
1972	340	TNT	B8HS	5510	BR8HIX	7001	.020"
1973	340	TNT	B9HS	5810	BR9HIX	5687	.020"
1976-1974	340	TNT	B8HS	5510	BR8HIX	7001	.020"
1975-1973	340	TNT FA	BR8ES ^	5422	BR8EIX	5044	.020"
1978-1977	340	TNT FA	BR8ES ^	5422	BR8EIX	5044	.020"
1978-1976	340	TNT RV	BR8ES ^	5422	BR8EIX	5044	.020"

Snowmobile

Denotes Original Equipment
 ^ Available in Blister Pack (see page 6)

Note: Due to different operating or engine conditions an alternate heat range plug maybe required.

MAKE/YR	ENGINE	MODEL NOTES	REGULAR PLUG	STK#	PREMIUM PLUG	STK#	GAP
SKI-DOO Cont'd							
1974	340	TNT SE	B7HS	5110	BR7HIX	7067	.020"
1973-1970	335	OLYMPIQUE	AB-7	3010	---	---	.020"
1973-1971	335	SKANDIC	AB-7	3010	---	---	.020"
1978	300	CITATION	B9HS	5810	BR9HIX	5687	.020"
1979	300	CITATION	B8HS	5510	BR8HIX	7001	.020"
1975-1974	300	ELAN	B8HS	5510	BR8HIX	7001	.020"
2006	300	FREESTYLE 300	BR9ES SLD # ^	3194	BR9EIX SLD	3089	.020"
1972-1970	300	OLYMPIQUE	AB-7	3010	---	---	.020"
1974-1973	300	OLYMPIQUE	AB-6	2910	---	---	.020"
1975	300	OLYMPIQUE	B7HS	5110	BR7HIX	7067	.020"
1978	300	OLYMPIQUE	B9HS	5810	BR9HIX	5687	.020"
1977-1976	300	OLYMPIQUE - 14MM PLUG	B8HS	5510	BR8HIX	7001	.020"
1976	300	OLYMPIQUE - 18MM PLUG	AB-7	3010	---	---	.020"
1977	300	OLYMPIQUE - 18MM PLUG	AB-6	2910	---	---	.020"
2008	300	SKANDIC	BR9ES SLD # ^	3194	BR9EIX SLD	3089	.020"
2009	300	SKANDIC 300F TUNDRA	BR9ES SLD # ^	3194	BR9EIX SLD	3089	.020"
2009-2006	300	SKANDIC TUNDRA	BR9ES SLD # ^	3194	BR9EIX SLD	3089	.020"
1973	294	TNT	B8HS	5510	BR8HIX	7001	.020"
1975-1974	292	ELAN	B8HS	5510	BR8HIX	7001	.020"
1972-1970	292	TNT	AB-8	7909	---	---	.020"
2004-2003	280	SKANDIC TUNDRA LC	BR9ECS-5 #	6669	BR9ECSIX-5	6014	.020"
1984-1980	277	CITATION 3500	BR8ES SLD	3961	BR8EIX SLD	6747	.016"
2008-2006	277	FREESTYLE	BR9ES SLD # ^	3194	BR9EIX SLD	3089	.020"
1983	277	SKANDIC	BR8ES SLD	3961	BR8EIX SLD	6747	.016"
2002	277	SKANDIC	BR9ES SLD ^	3194	BR9EIX SLD	3089	.020"
1997-1993	277	TUNDRA	BR9ES SLD ^	3194	BR9EIX SLD	3089	.016"
2000-1998	277	TUNDRA	BR10ES SLD	4684	BR10EIX SLD	6957	.020"
2006-2003	277	TUNDRA	BR9ES SLD ^	3194	BR9EIX SLD	3089	.020"
1992-1985	250	CITATION	BR9ES SLD ^	3194	BR9EIX SLD	3089	.016"
1972-1971	250	ELAN	AB-7	3010	---	---	.020"
1979-1973	250	ELAN - 14MM PLUG	B7HS	5110	BR7HIX	7067	.020"
1996-1973	250	ELAN - 18MM PLUG	AB-6	2910	---	---	.020"
1973	250	ELAN SS	B8HS	5510	BR8HIX	7001	.020"
1992-1989	250	SAFARI CITATION	BR9ES SLD ^	3194	BR9EIX SLD	3089	.016"
1976	250	TNT RV	B9HS	5810	BR9HIX	5687	.020"
1993-1985	250	TUNDRA	BR9ES SLD ^	3194	BR9EIX SLD	3089	.016"
2006-1998	120	MINI Z	BPR6ES SLD #	4008	BPR6EIX	6637	.028"
2008-2007	120	MINI Z	BR9ES SLD # ^	3194	BR9EIX SLD	3089	.020"
SKIROULE							
	440	LASER	BUE	2322	---	---	---
	440	LASER 400X	BUE	2322	---	---	---
	440	ULTRA 440	BUE	2322	---	---	---
	340	LASER	BUE	2322	---	---	---
	340	ULTRA 340	BUE	2322	---	---	---
	300	KB300	B8ES	2411	BR8EIX	5044	.020"
	300	KS300	B8ES	2411	BR8EIX	5044	.020"
		ALSO SEE: CCW, KOHLER, SACHS	---	---	---	---	---
SNO JET							
	443	Y443	B7HS	5110	BR7HIX	7067	.020"
	440	ASTRO	BR8ES ^	5422	BR8EIX	5044	.028"
	440	SST440	B9ES	2611	BR9EIX	3981	.020"
1976	433	S433	---	---	BR9EIX	3981	.020"
1975	433	S433	B8ES	2411	BR8EIX	5044	.016"
	433	SX433	B9ES	2611	BR9EIX	3981	.016"
	340	ASTRO	BR8ES ^	5422	BR8EIX	5044	.028"
	340	SST340	B9ES	2611	BR9EIX	3981	.020"



Denotes Original Equipment
 ^ Available in Blister Pack (see page 6)

Note: Due to different operating or engine conditions an alternate heat range plug maybe required.

MAKE/YR	ENGINE	MODEL NOTES	REGULAR PLUG	STK#	PREMIUM PLUG	STK#	GAP
SNO JET Cont'd							
	338	S338	B8ES	2411	BR8EIX	5044	.016"
	338	SX338	B9ES	2611	BR9EIX	3981	.016"
	338	Y338	B7HS	5110	BR7HIX	7067	.020"
	292	S292	B9ES	2611	BR9EIX	3981	.016"
	292	Y292	B8ES	2411	BR8EIX	5044	.020"
SUZUKI							
	440	SM440M	B9ES	2611	BR9EIX	3981	.020"
	440	XR-440	B7HS	5110	BR7HIX	7067	.020"
	400	SM20	B7HS	5110	BR7HIX	7067	.020"
	400	SM20 HOP-UP KIT	B8ES	2411	BR8EIX	5044	.020"
	400	WIDE TRACK	B7HS	5110	BR7HIX	7067	.020"
	400	XR-400	B7HS	5110	BR7HIX	7067	.020"
	360	SM10	B7HS	5110	BR7HIX	7067	.020"
	360	SM10D	B7HS	5110	BR7HIX	7067	.020"
	340	NOMAD	B7HS	5110	BR7HIX	7067	.020"
	292	NOMAD	B7HS	5110	BR7HIX	7067	.020"
THREE R INDUSTRIES							
	725	TRAIL ROAMER	BKR5ES	2460	BKR5EIX	6341	.024"
TRAIL MANTA							
	500	500 L/C	BR9ES ^	5722	BR9EIX	3981	.032"
	440	440 L/C	BR9ES ^	5722	BR9EIX	3981	.032"
	340	EC34PL	BR9ES ^	5722	BR9EIX	3981	.020"
XENOA - SNOWMOBILE ENGINES							
	440	XENOA LC	BUE	2322	---	---	---
	340	XENOA FC	B8ES	2411	BR8EIX	5044	.024"
	340	XENOA LC	BUE	2322	---	---	---
YAMAHA							
2011-2008	1050	FX NYTRO, MTX SE, RTX, XTX	CR9E #	6263	CR9EIX	3521	.032"
2017-2013	1050	RS VECTOR, LTX, XTX, XTX LE	CR8E # ^	1275	CR8EIX	4218	.032"
2017-2014	1050	SRVIPER	CR9E #	6263	CR9EIX	3521	.032"
2017-2016	1050	VK PROFESSIONAL II	CR8E # ^	1275	CR8EIX	4218	.032"
2017-2006	1000	APEX - RX10	CR9EB # ^	6955	CR9EIX	3521	.032"
2007-2006	1000	ATTAK - RXW10	CR9EB # ^	6955	CR9EIX	3521	.032"
2007-2006	1000	NYTRO, ER - RS90NW, RS90NRW	CR8E # ^	1275	CR8EIX	4218	.032"
2006	1000	RAGE - RSG90L	CR8E # ^	1275	CR8EIX	4218	.032"
2005	1000	RS RAGE - RSG90K	CR8E # ^	1275	CR8EIX	4218	.032"
2011-2009	1000	RS VECTOR, LT, LTX, GT - RS90LT	CR8E # ^	1275	CR8EIX	4218	.032"
2017-2005	1000	RS VENTURE, GT, TF, TF BAT, TF LE	CR8E # ^	1275	CR8EIX	4218	.032"
2015-2013	1000	RS VIKING PROFESSIONAL	CR8E # ^	1275	CR8EIX	4218	.032"
2005-2004	1000	RX WARRIOR - RXW10	CR9E #	6263	CR9EIX	3521	.032"
2005-2003	1000	RX-1 - ALL MODELS	CR9E #	6263	CR9EIX	3521	.032"
2011-2006	1000	VECTOR, RAGE GT, VECTOR GT, RS VENTURE GT - RS90	CR8E # ^	1275	CR8EIX	4218	.032"
2011-2006	1000	VIKING PROFESSIONAL - VK10	CR8E # ^	1275	CR8EIX	4218	.032"
2005-2004	1000	WARRIOR - RX	CR9E #	6263	CR9EIX	3521	.032"
1997-1996	800	MOUNTAIN MAX - MM800	BR9ES SLD ^	3194	BR9EIX SLD	3089	.028"
1997-1995	800	V-MAX-4 - VX800	BR9ES SLD ^	3194	BR9EIX SLD	3089	.028"
1994-1992	750	V-MAX-4 - VX750	BR9ES SLD ^	3194	BR9EIX SLD	3089	.028"
2003-1997	700	MOUNTAIN MAX - MM700	BR9ES SLD # ^	3194	BR9EIX SLD	3089	.028"
1998	700	SRX700	BR10ECS SLD #	5940	---	---	.028"
2002-1999	700	SRX700	BR9ECS #	4677	BR9ECSIX	5438	.032"
2004	700	SX VENOM - SX	BR9ES SLD ^	3194	BR9EIX SLD	3089	.028"
2004-2002	700	SX VIPER ER - SXV700ER	BR9ES SLD ^	3194	BR9EIX SLD	3089	.028"
2006-2003	700	SX VIPER MOUNTAIN - SXV70ML	BR9ES SLD # ^	3194	BR9EIX SLD	3089	.028"
2004-2002	700	SX VIPER S - SXV700	BR9ES SLD ^	3194	BR9EIX SLD	3089	.028"
2001	700	SX700	BR9ES SLD ^	3194	BR9EIX SLD	3089	.028"

Snowmobile

Denotes Original Equipment

^ Available in Blister Pack (see page 6)

Note: Due to different operating or engine conditions an alternate heat range plug maybe required.

MAKE/YR	ENGINE	MODEL NOTES	REGULAR PLUG	STK#	PREMIUM PLUG	STK#	GAP
YAMAHA Cont'd							
2001-2000	700	SX-R - SX700	BR9ES SLD ^	3194	BR9EIX SLD	3089	.028"
2004-1998	700	VENTURE 700 - VT700	BR9ES SLD # ^	3194	BR9EIX SLD	3089	.028"
2005-2004	700	VIPER MOUNTAIN - SX700	BR9ES SLD ^	3194	BR9EIX SLD	3089	.028"
1999-1998	700	V-MAX 700 - VX700	BR9ECS #	4677	BR9ECSIX	5438	.032"
2002-2000	700	V-MAX 700 - VX700	BR9ES SLD ^	3194	BR9EIX SLD	3089	.028"
1999-1998	700	V-MAX SX - VX700SX	BR9ES SLD ^	3194	BR9EIX SLD	3089	.028"
	643	EW643	B9ES	2611	BR9EIX	3981	.020"
	643	SR643	B9ES	2611	BR9EIX	3981	.016"
1998-1997	600	MOUNTAIN MAX - MM600	BR9ES SLD # ^	3194	BR9EIX SLD	3089	.028"
1999	600	MOUNTAIN MAX - MM600	BR9ECS #	4677	BR9ECSIX	5438	.032"
2002-2000	600	MOUNTAIN MAX - MM600	BR9ES SLD # ^	3194	BR9EIX SLD	3089	.028"
1998	600	SRX600	BR10ECS SLD #	5940	---	---	.028"
1999	600	SRX600	BR9ECS #	4677	BR9ECSIX	5438	.032"
2006-2004	600	SX VENOM, ER - SXV60	BR9ES SLD # ^	3194	BR9EIX SLD	3089	.028"
2003-2000	600	SX-R - SX600	BR9ES SLD ^	3194	BR9EIX SLD	3089	.028"
1997	600	VENTURE 600 - VT600	BR9ES SLD ^	3194	BR9EIX SLD	3089	.028"
1999-1998	600	VENTURE 600 - VT600	BR9ECS #	4677	BR9ECSIX	5438	.032"
2003-1994	600	V-MAX 600 - VX600ER	BR9ES SLD ^	3194	BR9EIX SLD	3089	.028"
1999-1998	600	V-MAX SX - VX600	BR9ECS #	4677	BR9ECSIX	5438	.032"
1993-1987	570	EXCITER - EX570	BR9ES SLD ^	3194	BR9EIX SLD	3089	.028"
1991-1980	540	SRV540	BR9ES SLD ^	3194	BR9EIX SLD	3089	.028"
2017	540	VK 540	BR9ES SLD # ^	3194	BR9EIX SLD	3089	.028"
2005-1989	540	VK 540 E - VK540E	BR9ES SLD ^	3194	BR9EIX SLD	3089	.028"
2004	540	VK 540 II - VK540 II	BR9ES SLD ^	3194	BR9EIX SLD	3089	.028"
2005-2002	540	VK 540 III - VK540 III	BR9ES SLD ^	3194	BR9EIX SLD	3089	.028"
1987-1983	540	V-MAX - VMX540	BR9ES SLD ^	3194	BR9EIX SLD	3089	.028"
	540	XL540	BR9ES SLD ^	3194	BR9EIX SLD	3089	.028"
2010-2007	500	PHAZER - PZ50M	CR9EKB #	2305	---	---	.032"
2011-2009	500	PHAZER GT - PZ50GT	CR9EKB #	2305	---	---	.032"
2017-2009	500	PHAZER MTX - PZ50MT	CR9EKB #	2305	---	---	.032"
2017-2008	500	PHAZER RTX - PZ50RTX	CR9EKB #	2305	---	---	.032"
2017-2014	500	PHAZER XTX - PZ50XT	CR9EKB #	2305	---	---	.032"
2001-2000	500	SX500	BR9ES SLD ^	3194	BR9EIX SLD	3089	.028"
2001-2000	500	SX500R	BR9ES SLD ^	3194	BR9EIX SLD	3089	.028"
2006-1997	500	VENTURE 500 - VT500	BR9ES SLD # ^	3194	BR9EIX SLD	3089	.028"
2011-2007	500	VENTURE LITE - PZ50VT	CR9EKB #	2305	---	---	.032"
2017-2015	499	VENTURE MP	CR9EKB #	2305	---	---	.032"
1995-1994	500	V-MAX 500 - VX500	BR9ES SLD ^	3194	BR9EIX SLD	3089	.028"
1999-1996	500	V-MAX 500 - VX500	BR9ECS #	4677	BR9ECSIX	5438	.032"
2001-2000	500	V-MAX 500 - VX500	BR9ES SLD ^	3194	BR9EIX SLD	3089	.028"
1999	500	V-MAX SX - VX500SX	BR9ECS #	4677	BR9ECSIX	5438	.032"
1989-1984	485	PHAZER - PZ480	BR9ES SLD ^	3194	BR9EIX SLD	3089	.028"
2001-2000	485	PHAZER - PZ480	BR9ES SLD ^	3194	BR9EIX SLD	3089	.028"
1996-1990	485	PHAZER II - PZ480	BR9ES SLD ^	3194	BR9EIX SLD	3089	.028"
1999-1997	485	PHAZER MOUNTAIN LITE	BR9ES SLD # ^	3194	BR9EIX SLD	3089	.028"
1998-1997	485	PHAZER SS - PZ500	BR9ECS #	4677	BR9ECSIX	5438	.032"
1998-1991	485	VENTURE - VT480TR	BR9ES SLD ^	3194	BR9EIX SLD	3089	.028"
1981	440	EX - EX440E	B9ES	2611	BR9EIX	3981	.020"
1981-1976	440	EXCITER - EX440	B9ES	2611	BR9EIX	3981	.020"
	440	GP440	---	---	BR8EIX	5044	.020"
1980-1976	440	SRX440	B9ES	2611	BR9EIX	3981	.020"
1981	440	SRX440	BR9ES SLD ^	3194	BR9EIX SLD	3089	.028"
1983-1980	440	SS440	BR9ES SLD ^	3194	BR9EIX SLD	3089	.028"
	433	EL433	B7HS	5110	BR7HIX	7067	.020"
	433	EW433	B7HS	5110	BR7HIX	7067	.020"
	433	GP433	B8ES	2411	BR8EIX	5044	.016"



Denotes Original Equipment

^ Available in Blister Pack (see page 6)

Note: Due to different operating or engine conditions an alternate heat range plug maybe required.

MAKE/YR	ENGINE	MODEL NOTES	REGULAR PLUG	STK#	PREMIUM PLUG	STK#	GAP
YAMAHA Cont'd							
	433	GPX433	B9ES	2611	BR9EIX	3981	.016"
	433	SR433	B9ES	2611	BR9EIX	3981	.016"
	433	SS433	B9ES	2611	BR9EIX	3981	.020"
	433	SW433	B7HS	5110	BR7HIX	7067	.020"
	433	TL433	B7HS	5110	BR7HIX	7067	.020"
	433	TW433	B7HS	5110	BR7HIX	7067	.020"
1990-1989	410	ENTICER - ET410TR	BR8ES SLD	3961	BR8EIX SLD	6747	.028"
1995-1992	410	ENTICER - ET410TR	BR9ES SLD ^	3194	BR9EIX SLD	3089	.028"
2004-2003	410	ENTICER - ET410TR	BR9ES SLD ^	3194	BR9EIX SLD	3089	.028"
	396	GP396	B7HS	5110	BR7HIX	7067	.020"
	396	SL396	B7HS	5110	BR7HIX	7067	.020"
	396	SW396	B7HS	5110	BR7HIX	7067	.020"
	350	SL350	B7HS	5110	BR7HIX	7067	.020"
1990-1978	340	ENTICER - ET340	BR9ES SLD ^	3194	BR9EIX SLD	3089	.028"
	340	EXCEL III - EC340	BR9ES SLD ^	3194	BR9EIX SLD	3089	.028"
1978-1976	340	EXCITER - EX340	B9ES	2611	BR9EIX	3981	.020"
	340	GS340	BR7HS ^	4122	BR7HIX	7067	.020"
1999-1989	340	OVATION - CS340E	BR9ES SLD ^	3194	BR9EIX SLD	3089	.028"
	338	GP338	---	---	BR8EIX	5044	.016"
	338	GPX338	B9ES	2611	BR9EIX	3981	.016"
	338	SL338	B7HS	5110	BR7HIX	7067	.020"
	338	SS338	B9ES	2611	BR9EIX	3981	.020"
	300	CF300	BR8ES SLD	3961	BR8EIX SLD	6747	.028"
1984-1979	300	ENTICER - ET300	BR9ES SLD ^	3194	BR9EIX SLD	3089	.026"
	300	GP292	B9ES	2611	BR9EIX	3981	.016"
	300	GP300	---	---	BR8EIX	5044	.020"
	292	SL292	B7HS	5110	BR7HIX	7067	.020"
	292	SM292	B6ES	7432	---	---	.020"
	292	SR292	B10ES	7928	BR10EIX	6801	.016"
2001-1982	250	BRAVO - BR250T	BR8HS SLD #	6715	BR8HIX	7001	.024"
2010-2006	250	BRAVO - BR250T	BR8HS SLD #	6715	BR8HIX	7001	.024"
1981-1977	250	ENTICER - ET250	B8HS	5510	BR8HIX	7001	.024"
	246	GP246	B7ES	1111	BR7EIX	6664	.016"
	125	SV125	BR8HS ^	4322	BR8HIX	7001	.028"
2016-2014	123	SRX120	BPR4ES SLD # ^	6578	---	---	.032"
2013	120	SX120	BPR4ES SLD # ^	6578	---	---	.032"
	80	SNOSCOOT - SV80	BR8HS ^	4322	BR8HIX	7001	.028"



LAWN & GARDEN



Chainsaws

Denotes Original Equipment

^ Available in Blister Pack (see page 6)

Note: Due to different operating or engine conditions an alternate heat range plug maybe required.

MAKE & MODEL	ENGINE	REGULAR PLUG	STK#	GAP
AGWAY				
754		B6S	3510	.025"
PL4, PL5, PL6		BM7A ^	6521	.025"
ALLIS CHALMERS				
65		BM6A SLD	6021	.025"
75, 75A		BM6A SLD	6021	.025"
95		BM6A SLD	6021	.025"
195		BM6A SLD	6021	.025"
295		BM6A SLD	6021	.025"
ALPINA				
A40, A70, A330, A438		BPM6Y	4562	.030"
AP70, AP90, P34S, P41		BPM6Y	4562	.030"
P45, P55, P65		BPM6Y	4562	.030"
P90		BPM6Y	4562	.030"
P120		BPM6Y	4562	.030"
P400, P450, P540I, P600I		BPM6Y	4562	.030"
P700, P800, 540I, 600I		BPM6Y	4562	.030"
AMERIND-MACKISSIC				
9-P		B6S	3510	.025"
BOLENS				
REMINGTON RM5118R	51cc 2-Stroke Quickstart	BPMR6F	1270	.025"
REMINGTON RM5520R	55cc 2-Stroke Quickstart	BPMR6F	1270	.025"
SWIFTY 3014		B7S	3710	.025"
THRIFTY 3010		B7S	3710	.025"
CAMPBELL-HAUSFELD				
2000		BM6F ^	6221	.025"
3000, 3001, 3002, 3000		BM6F ^	6221	.025"
CASTOR				
330, 380		BPM6Y	4562	.030"
CP-41, CP-45		BPM6Y	4562	.030"
CHIEF				
D15		BM6A SLD	6021	.030"
D35		B6S	3510	.030"
E75		BM6A SLD	6021	.030"
E95		BM6A SLD	6021	.030"
CLINTON				
D15 (1962-1965)	3HP	BM6A SLD	6021	.030"
D25 (1962-1965)	3HP	BM6A SLD	6021	.030"
D35 (1962-1978)	6HP	B6S	3510	.030"
D55 (1962-1978)	6HP	B6S	3510	.030"
D65 (1962-1978)	6HP	B6S	3510	.030"
E10 (1965)	3.6ci	BM7A ^	6521	.025"
E75 (1965)	4.48ci	BM6A SLD	6021	.030"
E95 (1965)	4.48ci	BM6A SLD	6021	.030"
COMET				
D4		BM6A SLD	6021	.025"
D51		B-6L	3212	.025"
D58		BM6A SLD	6021	.025"
CRAFTSMAN (SEARS)				
1.9PS		BM6A SLD	6021	.030"
2.0, 2.1A		BM6A SLD	6021	.030"
2.5		BM7F	6421	.030"
3.5/20		BM7F	6421	.030"
3.6		BM6A SLD	6021	.030"
3.7, 3.7A, 3.7PS		BM7A ^	6521	.030"

MAKE & MODEL	ENGINE	REGULAR PLUG	STK#	GAP
CRAFTSMAN (SEARS) Cont'd				
4.5/23		BM7F	6421	.030"
271-1.8		BM6A SLD	6021	.030"
271-2.7A/VL		BM6A SLD	6021	.030"
714.3A/VL		BM6A SLD	6021	.030"
3400, 3401, 3402, 3408, 3411		BM6A SLD	6021	.030"
3412, 3415, 3416, 3418, 3425		BM6A SLD	6021	.030"
3455, 3460, 3461, 3465, 3466		BM6A SLD	6021	.030"
3476, 3481, 34071, 34094		BM6A SLD	6021	.030"
35082, 35091, 35093		BM6A SLD	6021	.030"
35096, 35201, 35202		BM6A SLD	6021	.030"
35138, 35147, 35148, 35171		BM7A ^	6521	.030"
35177, 35187, 31197		BM6A SLD	6021	.030"
35203, 35205, 35206		BM6A SLD	6021	.030"
35207, 35209, 35232		BM6A SLD	6021	.030"
35211, 35215		BM6A SLD	6021	.030"
352321, 352351, 35265C		BM6A SLD	6021	.030"
35238, 35251, 35255		BM6A SLD	6021	.030"
35251, 35255, 35256		BM6A SLD	6021	.030"
35263, 35266, 35267, 35371		BM6A SLD	6021	.030"
35269, 35365, 35505		BM6F ^	6221	.025"
35363, 35366, 35367, 35369		BM6A SLD	6021	.030"
35372, 35373, 35375, 35376		BM7A ^	6521	.030"
35373C, 35377C		BM6A SLD	6021	.030"
35481, 35483, 35487		BM6A SLD	6021	.030"
35484, 35608, 35609, 35885		BPM6Y	4562	.030"
35505, 35506, 35512, 35514, 35515		BM6A SLD	6021	.030"
35516, 36096, 36212, 36235		BM6A SLD	6021	.030"
35607, 35628, 35633, 35718		BM7A ^	6521	.030"
35881, 35889		BPM6Y	4562	.030"
35883, 35887		BM6A SLD	6021	.030"
35886, 35904		BM7A ^	6521	.030"
36212		BM6A SLD	6021	.030"
59716, 59741		BM6A SLD	6021	.030"
59816		BM6A SLD	6021	.030"
59820		BPMR6A ^	6726	.030"
59886		BM6A SLD	6021	.030"
59918		BPMR6A ^	6726	.030"
357120		BM6A SLD	6021	.030"
357160		BM6A SLD	6021	.030"
358356		BPM6Y	4562	.030"
358850		BPM6Y	4562	.030"
358860		BM6A SLD	6021	.030"
352030, 352060, 352070, 352090		BM6A SLD	6021	.030"
358810, 358840		BM6A SLD	6021	.030"
358.350080	40cc	BPMR7A SLD	6703	.025"
358.350980	50cc	BPMR6A ^	6726	.025"
358.381700	38cc	BPMR7A SLD	6703	.025"
BARRACUDA		BM7F	6421	.025"

Denotes Original Equipment
 ^ Available in Blister Pack (see page 6)

Note: Due to different operating or engine conditions an alternate heat range plug maybe required.

MAKE & MODEL	ENGINE	REGULAR PLUG	STK#	GAP
CRAFTSMAN (SEARS) Cont'd				
BEAVER 1.9		BM7A ^	6521	.030"
D44, D49		B8S	3810	.030"
CUB CADET COMMERCIAL				
CS511	51cc PRO, 2-Stroke	BPMR6F	1270	.025"
CS552	55cc PRO, 2-Stroke	BPMR6F	1270	.025"
CS3916	39cc	BPMR7A SLD	6703	.030"
CS5018	50cc	BPMR6A # ^	6726	.028"
DANARM				
36AV		BM7A ^	6521	.025"
55, 55 LH/RH		BM7A ^	6521	.025"
76		BM7A ^	6521	.025"
110, 110 AUTO		BR6S	3522	.025"
125, 125 AUTO		BR6S	3522	.025"
1-36, 1-36 MKII, 1-36-SS		BM7A ^	6521	.025"
1-71, 1-71-SS		BM7A ^	6521	.025"
2-36-SS		BM7A ^	6521	.025"
DAYTON				
2Z-461, 2Z-462		BM6A SLD	6021	.025"
2Z-463, 2Z-463B		BM6A SLD	6021	.025"
2Z-573		BM6A SLD	6021	.025"
2Z-760		BM6A SLD	6021	.025"
2Z-970, 2Z-970B		BM6A SLD	6021	.025"
2Z-971		BM6A SLD	6021	.025"
4Z-022		BM6A SLD	6021	.025"
4Z-023, 4Z-023B		BM6A SLD	6021	.025"
4Z-109C		BM6A SLD	6021	.025"
4Z-251A		BPM6Y	4562	.025"
4Z-252		BM7A ^	6521	.025"
DISSTON				
KB6AY, KB7AY		B6S	3510	.025"
DITCH DEVIL				
CONCRETE SAW	9HP B&S VANGUARD	BKR5ES	2460	.030"
CONCRETE SAW	9HP, 11HP, & 13HP HONDA	BP5ES	7832	.030"
CONCRETE SAW	9HP ROBIN	BPM6Y	4562	.030"
CONCRETE SAW	11HP ROBIN	BPR4HS #	7823	.028"
CONCRETE SAW	12.5HP ONAN OHV	BPR4HS	7823	.036"
DOLMAR				
100	33cc DOLMAR	BPMR6F	1270	.020"
100 SUPER	33cc DOLMAR	BPMR6F	1270	.020"
102	39cc DOLMAR	BPMR6F	1270	.020"
103	40cc DOLMAR	BMR6A SLD	4002	.030"
105	40cc DOLMAR	BMR6A SLD	4002	.030"
108	40cc DOLMAR	BMR6A SLD	4002	.030"
109	43cc DOLMAR	BPMR7A SLD #	6703	.028"
110	43cc DOLMAR	BPMR7A SLD #	6703	.028"
110I	43cc DOLMAR	BPMR7A SLD #	6703	.028"
111	51cc DOLMAR	BPMR7A SLD #	6703	.028"
111I	51cc DOLMAR	BPMR7A SLD #	6703	.028"
112	51.7cc DOLMAR	BPMR7A SLD #	6703	.028"
113	51.7cc DOLMAR	BPMR7A SLD #	6703	.028"
114	51.7cc DOLMAR	BPMR7A SLD #	6703	.028"
115	51.7cc DOLMAR	BPMR7A SLD #	6703	.028"

MAKE & MODEL	ENGINE	REGULAR PLUG	STK#	GAP
DOLMAR Cont'd				
115I	51.7cc DOLMAR	BPMR7A SLD #	6703	.028"
116	57cc DOLMAR	BPMR7A SLD	6703	.030"
116SI	60cc DOLMAR	BPMR7A SLD	6703	.020"
117	60cc DOLMAR	BPMR7A SLD	6703	.030"
118	60cc DOLMAR	BPMR7A SLD	6703	.030"
119	60cc DOLMAR	BPMR7A SLD	6703	.030"
120	60cc DOLMAR	BPMR7A SLD	6703	.020"
120SI	68cc DOLMAR	BPMR7A SLD	6703	.020"
120 SUPER	68cc DOLMAR	BPMR7A SLD	6703	.020"
122		BPMR7A SLD	6703	.030"
123	70cc DOLMAR	BPMR7A SLD	6703	.030"
128 KMS4 ROTARY		BPMR7A SLD	6703	.030"
133	85cc DOLMAR	BPMR7A SLD	6703	.030"
133 SUPER	85cc DOLMAR	BPMR7A SLD	6703	.030"
143	95cc DOLMAR	BPMR7A SLD	6703	.030"
144		BPMR7A SLD	6703	.030"
152		BPMR7A SLD	6703	.030"
153		BPMR7A SLD	6703	.030"
166	118cc DOLMAR	BPMR7A SLD	6703	.030"
309	70cc DOLMAR	BPMR6A ^	6726	.020"
310		BPMR7A SLD	6703	.030"
343	95cc DOLMAR	BPMR6A ^	6726	.020"
PS-32	32cc DOLMAR	CMR7A-5 #	4641	.020"
PS34	33cc DOLMAR	BPMR7A SLD #	6703	.028"
PS-35	35cc DOLMAR	CMR6A #	1223	.024"
PS-45	45.1cc DOLMAR	BPMR7A SLD	6703	.020"
PS-340	33cc DOLMAR	BPMR6F #	1270	.024"
PS-341	33cc DOLMAR	BPMR6F #	1270	.024"
PS342		BPMR7A SLD	6703	.025"
PS-350	35cc DOLMAR	CMR7A-5 #	4641	.020"
PS-351	34.7cc DOLMAR	CMR7A-5 #	4641	.020"
PS-400	39cc DOLMAR	BPMR6F #	1270	.024"
PS-401	39cc DOLMAR	BPMR6F #	1270	.024"
PS-420	42cc DOLMAR	BPMR7A SLD	6703	.020"
PS-421	42.4cc DOLMAR	CMR7A-5 #	4641	.020"
PS-460	45.6cc DOLMAR	BPMR7A SLD #	6703	.028"
PS-510	49.9cc DOLMAR	BPMR7A SLD #	6703	.028"
PS-540	54cc DOLMAR	BPMR7A SLD #	6703	.028"
PS3300TH	32.3cc TANAKA	BMR6A SLD	4002	.024"
PS-5100S	60cc DOLMAR	BPMR7A SLD #	6703	.028"
PS-5105	50cc DOLMAR	BPMR7A SLD #	6703	.028"
PS-5105 H	50cc DOLMAR	BPMR7A SLD #	6703	.028"
PS-6000I	60cc DOLMAR	BPMR7A SLD #	6703	.028"
PS-6100	61cc DOLMAR	BPMR7A SLD	6703	.020"
PS-6400, PS-6400H, PS-6400W	64cc DOLMAR	BPMR7A SLD #	6703	.028"
PS-6800I	68cc DOLMAR	BPMR7A SLD #	6703	.028"
PS-7300	73cc DOLMAR	BPMR7A SLD #	6703	.028"
PS-7310, PS-7310H	72.6cc DOLMAR	BPMR7A SLD	6703	.020"
PS-7900	79cc DOLMAR	BPMR7A SLD #	6703	.028"
PS-7910, PS-7910H, PS-7910W, PS-7910XD	78.5cc DOLMAR	BPMR7A SLD	6703	.020"
PS-9000	90cc DOLMAR	BPMR7A SLD #	6703	.028"
PS-9010	90cc DOLMAR	BPMR7A SLD #	6703	.028"
PS-9010I	5.1KW DOLMAR	BPMR7A SLD #	6703	.028"
PS-51005, PS-5105H	50cc DOLMAR	BPMR7A SLD	6703	.020"

Chainsaws

Denotes Original Equipment

^ Available in Blister Pack (see page 6)

Note: Due to different operating or engine conditions an alternate heat range plug maybe required.

MAKE & MODEL	ENGINE	REGULAR PLUG	STK#	GAP
DOLMAR (CUTOFF SAW)				
143, 309-1, 343-1		BPMR7A SLD	6703	.030"
PC-6212	62cc DOLMAR	BPMR7A SLD	6703	.020"
PC-6214	62cc DOLMAR	BPMR7A SLD	6703	.020"
PC-7312	73cc DOLMAR	BPMR7A SLD	6703	.020"
PC-7314	73cc DOLMAR	BPMR7A SLD	6703	.020"
DU-ALL				
CONCRETE & CUT-OFF SAWS	B&S	B2-LM	1147	.030"
DYNAMARK				
4201		BPM6Y	4562	.030"
4221, 4222, 4223		BPM6Y	4562	.030"
4241, 4242, 4243, 4244		BPM6Y	4562	.030"
4421, 4422		BPM6Y	4562	.030"
EARTHQUAKE				
CS3814, CS3816	37.2cc	BPMR7A SLD	6703	.025"
CS4116	40.1cc	BPMR7A SLD	6703	.025"
CS4518B	45.02cc	BPMR7A SLD	6703	.025"
EATON				
8767, 8768-9		B6S	3510	.030"
8930, 8932-3		BM6A SLD	6021	.030"
ECHO				
CS-271T	26.9cc	BPMR8Y # ^	2218	.028"
CS-300, CS-300-14	30.1cc SERIAL # PREFIX 02	BPM8Y SLD #	5574	.028"
CS-300, CS-300-14	30.1cc SERIAL # PREFIX 04	BPMR8Y # ^	2218	.028"
CS-301	SERIAL # PREFIX 02 AND 04	BPM8Y SLD #	5574	.028"
CS-301	SERIAL # PREFIX 03	BPMR8Y # ^	2218	.028"
CS-303T	30.1cc	BPMR8Y # ^	2218	.028"
CS-305	30.1cc	BPMR8Y # ^	2218	.028"
CS-310	30.5cc	BPMR8Y # ^	2218	.028"
CS-330T	32.6cc	BPMR8Y # ^	2218	.028"
CS-340	33.4cc	BPMR8Y # ^	2218	.028"
CS-341	33.4cc	BPM8Y SLD #	5574	.028"
CS-345	33.4cc	BPMR8Y # ^	2218	.028"
CS-346	33.4cc	BPM8Y SLD #	5574	.028"
CS-352	34cc	BPMR8Y # ^	2218	.028"
CS-355T	35.8cc	BPMR8Y # ^	2218	.028"
CS-360T	36.3cc	BPMR8Y # ^	2218	.028"
CS-361P	35.8cc	BPMR8Y # ^	2218	.028"
CS-370	36.3cc	BPMR8Y # ^	2218	.028"
CS-370F	36.3cc	BPMR8Y # ^	2218	.028"
CS-400	40.2cc	BPMR8Y # ^	2218	.028"
CS-400F	40.2cc	BPMR8Y # ^	2218	.028"
CS-440	43.6cc	BPMR8Y # ^	2218	.028"
CS-450, CS-450P	45cc	BPMR8Y # ^	2218	.028"
CS-490	50.2cc	BPMR8Y # ^	2218	.028"
CS-500P	50.2cc	BPMR8Y # ^	2218	.028"
CS-510	49.3cc	BPM7A SLD #	7472	.028"
CS-520	50.1cc SERIAL # PREFIX 05	BPM8Y SLD #	5574	.028"
CS-520	50.1cc SERIAL # PREFIX 05 AND 07	BPM7A SLD #	7472	.028"
CS-520	50.1cc SERIAL # PREFIX 07	BPMR8Y # ^	2218	.028"

MAKE & MODEL	ENGINE	REGULAR PLUG	STK#	GAP
ECHO Cont'd				
CS-550P	54.1cc	BPMR8Y # ^	2218	.028"
CS-590 TIMBER WOLF	59.8cc	BPM8Y SLD #	5574	.028"
CS-600P	59.8cc	BPM8Y SLD #	5574	.028"
CS-620P, CS-620PW	59.8cc	BPMR8Y # ^	2218	.028"
CS-670	66.7cc SERIAL # PREFIX 03	BPMR7A SLD #	6703	.028"
CS-680	66.8cc	BPMR7A SLD #	6703	.028"
CS-800P	80.7cc	BPMR7A SLD #	6703	.028"
CS-3000		BPM7A SLD	7472	.025"
CS-3400		BPM7A SLD #	7472	.028"
CS-3450		BPM7A SLD #	7472	.028"
CS-4400	43.6cc	BPM7A SLD #	7472	.028"
CS-5000		BPM7A SLD #	7472	.028"
CS-6700	66.7cc	BPM7A SLD #	7472	.028"
CS-6700	TYPE 1E	BPM8Y SLD #	5574	.028"
CS-8000	80.7cc	BPMR7A SLD #	6703	.028"
QV-670	66.7cc SERIAL # PREFIX 03	BPM7A SLD #	7472	.028"
QV-670	66.7cc SERIAL # PREFIX 04	BPMR7A SLD #	6703	.028"
QV-675	66.7cc SERIAL # PREFIX 03	BPM7A SLD #	7472	.028"
QV-675	66.7cc SERIAL # PREFIX 04	BPMR7A SLD #	6703	.028"
QV-6700	66.7cc	BPM8Y SLD #	5574	.028"
QV-6750	66.7cc SERIAL # PREFIX 03	BPM7A SLD #	7472	.028"
QV-6750	66.7cc SERIAL # PREFIX 04	BPMR7A SLD #	6703	.028"
QV-8000	80.7cc	BPM7A SLD #	7472	.028"
QV-8050	80.7cc	BPM7A SLD #	7472	.028"
ELITE				
CONCRETE SAW	9HP B&S VANGUARD	BKR5ES	2460	.030"
CONCRETE SAW	9HP, 11HP, & 13HP HONDA	BP5ES	7832	.030"
CONCRETE SAW	9HP ROBIN	BPM6Y	4562	.025"
CONCRETE SAW	11HP ROBIN	BPR4HS #	7823	.028"
CONCRETE SAW	12.5HP ONAN OHV	BPR4HS	7823	.036"
FARMER				
F55, F55A, F65		BM7A ^	6521	.030"
FORD				
960.1, 960.2		BM6A SLD	6021	.030"
EAGLE I, EAGLE II		BM6A SLD	6021	.030"
HAWK		BM6A SLD	6021	.030"
FORESTER				
CS-100, CS-350, CS-580		BM4A SLD	4000	.030"
FRONTIER-TML				
F35, FB35		BM7A ^	6521	.030"
F35VIP, FB35VIP		BM7A ^	6521	.030"
EINHELL, FERCAD, ROCKY		BM7A ^	6521	.030"
GREEN B., PIONEER, RANCH		BM7A ^	6521	.030"
MARK I, V.I.P.		BM7A ^	6521	.030"
STAR DIFFUSION		BM7A ^	6521	.030"
GREEN MACHINE				
20		BPM6F ^	5950	.030"
30, 33, 38		BPM7A SLD	7472	.030"

Denotes Original Equipment
 ^ Available in Blister Pack (see page 6)

Note: Due to different operating or engine conditions an alternate heat range plug maybe required.

MAKE & MODEL	ENGINE	REGULAR PLUG	STK#	GAP
GREEN MACHINE Cont'd				
7100, 7200, 7400		BM6A SLD	6021	.030"
7600, 7700		BPM6Y	4562	.030"
HMC				
GREEN MACHINES	XENOAH ENGINE	BM7A ^	6521	.030"
HOFFCO				
D4		BM6A SLD	6021	.030"
D51		B-6L	3212	.030"
D58		BM6A SLD	6021	.030"
S480 SERIES		BM6A SLD	6021	.030"
S510		B-6L	3212	.030"
SUPER 510		BM6A SLD	6021	.030"
SUPER 88		B-6L	3212	.030"
T4		BM6A SLD	6021	.030"
T58		BM6A SLD	6021	.030"
TIMBERLINE T47		B6S	3510	.030"
TIMBERLINE T81		B6S	3510	.030"
TIMBERLINE TJM		B6S	3510	.030"
WEST BEND MODELS		B-6L	3212	.030"
HOMELITE				
35SL		BM7A ^	6521	.025"
150, 190 MODELS		BM6F ^	6221	.025"
180, 192, 200 ALL MODELS		BPM6F ^	5950	.025"
240 MODELS		BM6F ^	6221	.025"
245HG, SL, 252 ALL MODELS		BPM6F ^	5950	.025"
250 ALL MODELS		BPM7A SLD	7472	.025"
290, 340, 8800		BPM7A SLD	7472	.025"
300		BPM7A SLD	7472	.025"
330, 350, 360 MODELS		BM7F	6421	.025"
410 MODELS		BM7F	6421	.025"
450 MODELS		BM7F	6421	.025"
540		BPM6F ^	5950	.025"
550 MODELS		BM7F	6421	.025"
650, 750 MODELS		BM7A ^	6521	.030"
945, 955		BM7A ^	6521	.025"
1000		BPMR7A SLD	6703	.025"
1010		BM7A ^	6521	.025"
1050		BM7A ^	6521	.025"
1130G		BM7A ^	6521	.025"
2100 SUPER		BM7A ^	6521	.030"
2100S		BM7A ^	6521	.025"
3100G		BM7A ^	6521	.025"
BIG RED SXL, OLD BLUE SXL		BM7A ^	6521	.025"
C72		B6S	3510	.025"
CS-40		BPM6F ^	5950	.025"
CS-50		BPM6Y	4562	.025"
D3300, D3800		BPM7A SLD	7472	.025"
D3350B, D3850B		BPM7A SLD	7472	.025"
DM-20 MULTI-PURPOSE		BM7A ^	6521	.025"
DM-40, DM-54 MULTI-PURPOSE		BPM6F ^	5950	.025"
DM-50 MULTI-PURPOSE		BM7A ^	6521	.025"
EZ		BM7F	6421	.025"
LX30, LITTLE RED XL		BPM6F ^	5950	.025"

MAKE & MODEL	ENGINE	REGULAR PLUG	STK#	GAP
HOMELITE Cont'd				
MINI MODELS		BM7F	6421	.025"
MP38, MP88 MULTI-PURPOSE		BM7A ^	6521	.025"
SUPER 240		BM6F ^	6221	.025"
SUPER 1050		BM7A ^	6521	.025"
SUPER 1130G		BM7A ^	6521	.025"
SUPER EZ, SUPER EZ-AO		BM7F	6421	.025"
SUPER WIZ 55		B6S	3510	.025"
SUPER WIZ 66		B6S	3510	.025"
SUPER WIZ 80		B6S	3510	.025"
SUPER XL, SUPER XL-925		BM7A ^	6521	.025"
SUPER XL-AO		BM7A ^	6521	.025"
SUPER-2		BM6F ^	6221	.025"
UT10640, UT10660, UT10680	35cc	BPMR8Y ^	2218	.025"
V1-SUPER-2		BM6F ^	6221	.025"
VI123		BM7A ^	6521	.025"
XL, XL-2		BM6F ^	6221	.025"
XL-12, XL100A		BM6A SLD	6021	.025"
XL123		BM7A ^	6521	.025"
XL660F		BM7A ^	6521	.025"
XL923		BM7A ^	6521	.025"
XL923A		BM7A ^	6521	.030"
XL924A		BM7A ^	6521	.025"
XL925, V1-944, V1-955		BM7A ^	6521	.025"
XL98D MULTI-PURPOSE		BM7A ^	6521	.025"
XL-MINI, XL-MINI-AUTO		BM7F	6421	.025"
Z2240B, Z3850B		BPM7A SLD	7472	.025"
Z3330, Z3350		BPM7A SLD	7472	.025"
HUSQVARNA				
1R, 16, 18, 22R, 22RL, 24, 25RL		BPM6Y	4562	.020"
20PS, 261		BPMR7A SLD	6703	.020"
23 COMPACT	38cc 2.2HP	BPMR7A SLD	6703	.020"
26RCL, 32R, 32RCL, 32, 165RX		BPMR7A SLD	6703	.020"
33, 34		BPMR7A SLD	6703	.020"
35, 37		BM7A ^	6521	.020"
36	36cc 2.2HP	BPMR7A SLD #	6703	.028"
40	40cc 2.4HP	BPMR7A SLD #	6703	.028"
41	40cc 2.5HP	BPMR7A SLD #	6703	.028"
42	42cc 2.9HP	BPMR7A SLD #	6703	.028"
44		BPMR7A SLD	6703	.020"
45	45cc 2.7HP	BPMR7A SLD #	6703	.028"
49	49cc 3HP	BPMR7A SLD #	6703	.028"
50, 65		BPMR7A SLD	6703	.020"
51	51cc 3.1HP	BPMR7A SLD #	6703	.028"
55, 55 RANCHER	53cc 3.3HP	BPMR7A SLD #	6703	.028"
61	62cc 4.1HP	BPMR7A SLD #	6703	.028"
65K, 160S, L65, 136		BPMR7A SLD	6703	.020"
66, 77, A77		BPMR7A SLD	6703	.020"
136	36cc 2.2HP	BPMR7A SLD #	6703	.028"
136, 141	40cc 2.5HP	BPMR7A SLD #	6703	.028"
140, 140S, 154, 160CD, 160SG		BPM6Y	4562	.020"

Chainsaws

Denotes Original Equipment
^ Available in Blister Pack (see page 6)

Note: Due to different operating or engine conditions an alternate heat range plug maybe required.

MAKE & MODEL	ENGINE	REGULAR PLUG	STK#	GAP
HUSQVARNA Cont'd				
162FE, 162FG, 162SE, 162SG		BPM6Y	4562	.020"
163S, 163SE, 165, 165R, 180S		BPM6Y	4562	.020"
240, 240E	28.2cc 2HP	BPMR7A SLD #	6703	.028"
242XP	42cc 3.1HP	BPMR7A SLD #	6703	.028"
244, 254XPG, 260CD		BPMR7A SLD	6703	.020"
254XP	54cc 3.9HP	BPMR7A SLD #	6703	.028"
257	57cc 3.8HP	BPMR7A SLD #	6703	.028"
260, 262XPG, 263CD, 266SG, 266XP		BPMR7A SLD	6703	.020"
262XP	62cc 4.8HP	BPMR7A SLD #	6703	.028"
266SE, 272XPG, 280G, 281		BPMR7A SLD	6703	.020"
268	67cc 4.6HP	BPMR7A SLD #	6703	.028"
268K, 272K		BPMR7A SLD	6703	.025"
272XP	72cc 5.2HP	BPMR7A SLD #	6703	.028"
281XP	81cc 5.7HP	BPMR7A SLD #	6703	.028"
285CD, 185CD, 1100CD, 2100CD, 3130		BPMR7A SLD	6703	.020"
288XP	88cc 6HP	BPMR7A SLD #	6703	.028"
327P4, 327P5X, 927PT5X	24.5cc 1.21HP	BPMR7A SLD	6703	.020"
335XP	35cc 2.2HP	BPMR7A SLD #	6703	.028"
335XPT, 380K, 380S, 480CD, 280S, 280CD		BPMR7A SLD	6703	.020"
338XP T	39cc 2.8HP	BPMR7A SLD	6703	.020"
339XP	39cc 2.4HP	BPMR7A SLD	6703	.020"
340	41cc 2.5HP	BPMR7A SLD	6703	.020"
340SE, 340SG, 380CD		BPMR7A SLD	6703	.020"
345	45cc 2.7HP	BPMR7A SLD	6703	.020"
346XP	45cc 2.7HP	BPMR7A SLD #	6703	.028"
346XP E-TECH	50.1cc 3.62HP	BPMR7A SLD	6703	.020"
346XP, 346XP G	50.1cc 3.7HP	BPMR7A SLD	6703	.020"
350	50cc 3HP	BPMR7A SLD #	6703	.028"
351		BPMR7A SLD	6703	.020"
353	52cc 3.2HP	BPMR7A SLD #	6703	.028"
353 E-TECH	51.7cc 3.3HP	BPMR7A SLD	6703	.020"
357XP	56.5cc 4.4HP	BPMR7A SLD	6703	.020"
357XP	57cc 3.5HP	BPMR7A SLD #	6703	.028"
359	59cc 3.6HP	BPMR7A SLD #	6703	.028"
359	59cc 3.9HP	BPMR7A SLD	6703	.020"
365	65cc 4.2HP	BPMR7A SLD #	6703	.028"
365, 371XPG, 394XPG		BPMR7A SLD	6703	.020"
371XP, 372XP	71cc 4.3HP	BPMR7A SLD #	6703	.028"
372XP X-TORQ	70.7cc 5.5HP	BPMR7A SLD #	6703	.028"
372XP, 372XP G	70.7cc 5.3HP	BPMR7A SLD	6703	.020"
385XP	85cc 5.2HP	BPMR7A SLD #	6703	.028"
390XP, 390XP G, 390XP W	88cc 6.5HP	BPMR7A SLD	6703	.020"
394XP, 395XP	94cc 5.7HP	BPMR7A SLD #	6703	.028"
395XP, 395XP G, 395XP W	94cc 7.1HP	BPMR7A SLD	6703	.020"
435	40.9cc 2.2HP	BPMR7A SLD #	6703	.028"
440, 440E	40.9cc 2.4HP	BPMR7A SLD #	6703	.028"
444, 444SE, 444SG, 444FE, 444FG, 480K		BPMR7A SLD	6703	.020"
445	45.7cc 2.8HP	BPMR7A SLD #	6703	.028"
445	45.7cc 2.8HP	BPMR7A SLD #	6703	.028"
450, 450E, 450 RANCHER	50.2cc 3.2HP	BPMR7A SLD #	6703	.028"

MAKE & MODEL	ENGINE	REGULAR PLUG	STK#	GAP
HUSQVARNA Cont'd				
455 RANCHER	55.5cc 3.5HP	BPMR7A SLD #	6703	.028"
460 RANCHER	60.3cc 3.62HP	BPMR7A SLD #	6703	.028"
526XP	59.8cc 4.7HP	CMR6H # ^	3365	.024"
543XP	43.1cc 2.95HP	CMR7H # ^	3066	.028"
545	50.1cc 3.35HP	CMR6H # ^	3365	.024"
545	50.1cc 3.35HP	CMR6H # ^	3365	.020"
550XP, 550XP G, 550 XP TRIOBRAKE	50.1cc 3.75HP	CMR6H # ^	3365	.024"
555	59.8cc 4.3HP	CMR6H # ^	3365	.024"
555	59.8cc 4.3HP	CMR6H # ^	3365	.020"
562XP	59.8cc 4.7HP	CMR6H # ^	3365	.020"
562XP G	59.8cc 4.7HP	CMR6H # ^	3365	.020"
576XP, 576XP G, 576XP W, 576XP AUTOTUNE, 576XP W AUTOTUNE	73.5cc 5.7HP	BPMR7A SLD #	6703	.028"
2100CDW		BM7A ^	6521	.020"
2101XP, 2405		BPMR7A SLD	6703	.020"
3120XP	118.8cc 8.4HP	BPMR7A SLD	6703	.020"
3120XP	119cc 7.3HP	BPMR7A SLD #	6703	.028"
A100		B6HS	7534	.020"
ALL OTHERS		B6HS	7534	.025"
B77, L77, S77		BPMR7A SLD	6703	.020"
G90		B6HS	7534	.020"
HUSKY MODELS 22		BM7A ^	6521	.020"
HUSKY MODELS 35VR, 36R, 38, 39R		BPMR7A SLD	6703	.020"
HUSKY MODEL 246	46cc 3.3HP	BPMR7A SLD #	6703	.028"
HUSKY MODELS A65, B65		BPMR7A SLD	6703	.020"
SM150		B6HS	7534	.020"
T435	35.2cc 2.01HP	CMR6H # ^	3365	.028"
T540 XP	37.7cc 2.4HP	CMR6H # ^	3365	.028"
INDIAN				
5-12		BM6A SLD	6021	.030"
40		BM6A SLD	6021	.030"
547H		BM6A SLD	6021	.030"
561H		B7HS	5110	.030"
582H		B7HS	5110	.030"
651		B-4L	3112	.030"
SUPER 5-12		BM6A SLD	6021	.030"
SUPER 50		B-4L	3112	.030"
JIM SAVAGE				
MAXI 350		BM6A SLD	6021	.030"
PRO 580		BM6A SLD	6021	.030"
SUPER 100		BM6A SLD	6021	.030"
JOBU				
L6, L8		BPM6Y	4562	.030"
L86-S		BPM6Y	4562	.030"
LF50		BM6A SLD	6021	.030"
LP6		BM6A SLD	6021	.030"
MICRO 25, MICRO 25CVA		BM6A SLD	6021	.030"
SL-2, SL-21		BPM6Y	4562	.030"
SL-3		BPM6Y	4562	.030"
SL-35		BM6A SLD	6021	.030"
JOHN DEERE				
8, 9		BM7A ^	6521	.030"
12, 14, 15, 17, 18, 19		BM7A ^	6521	.030"

Denotes Original Equipment
 ^ Available in Blister Pack (see page 6)

Note: Due to different operating or engine conditions an alternate heat range plug maybe required.

MAKE & MODEL	ENGINE	REGULAR PLUG	STK#	GAP
JOHN DEERE Cont'd				
23		BM7A ^	6521	.030"
25EV, 46EV, 51SV, 55EV, 65EV		BPM6Y	4562	.030"
28		BM6A SLD	6021	.030"
30		BM6A SLD	6021	.030"
35EV		BM6A SLD	6021	.030"
40V		BM6A SLD	6021	.030"
50		BM6A SLD	6021	.030"
50V		BM6A SLD	6021	.030"
55V		BPM6Y	4562	.030"
60V		BPM6Y	4562	.030"
61		BM7A ^	6521	.030"
65SV, 66SV, 450V, 800V		BPM6Y	4562	.030"
70V		BPM6Y	4562	.030"
72		BPM6Y	4562	.030"
80EV		BPM6Y	4562	.030"
81		BM7A ^	6521	.030"
82		BM7A ^	6521	.025"
91		BM7A ^	6521	.030"
200CS, 230CS, 550CS		BPM7A SLD	7472	.030"
300CS		BPM6Y	4562	.030"
350CS		BM7A ^	6521	.030"
820, 840		BPM7A SLD	7472	.030"
R70EV		BPM6Y	4562	.030"
S80, S82		BPM6Y	4562	.030"
JOHN DEERE (CUT OFF SAW)				
380MS, 880MS		BPM7A SLD	7472	.025"
JONSERED				
45ES, 49SP, 52ES, 66E		BPM6Y	4562	.030"
111S, 435, 450		BPM6Y	4562	.030"
365		BM7A ^	6521	.030"
365		B6S	3510	.030"
410, 420		BPM6F ^	5950	.030"
451EV, 521EV, 525, 535		BPM6Y	4562	.030"
490		BPM6F ^	5950	.030"
510, 510M		BPM6F ^	5950	.030"
520SP		BPM6F ^	5950	.030"
590, 621, 625 II, 630 SUPER II		BPM6Y	4562	.030"
630S, 670 CHAMP, 801, 830, 910D		BPM6Y	4562	.030"
66ES, 70E, 90W		BPM6Y	4562	.030"
820, 840		BPM7A SLD	7472	.030"
910E, 920, 930S		BPM6Y	4562	.030"
2036, 2040, 2041 TURBO		BPM6Y	4562	.030"
2045, 2050, 2051 TURBO		BPM6Y	4562	.030"
2051, 2054, 2055 TURBO		BPM6Y	4562	.030"
2055 CAT		BPM6Y	4562	.030"
2063, 2065, 2071 TURBO		BPM6Y	4562	.030"
2071W, 2077, 2083 TURBO		BPM6Y	4562	.030"
2094, 2095 TURBO		BPM6Y	4562	.030"
ALL OTHERS		BPM7A SLD	7472	.030"
BANDSAW MILL 6000+	W/ 2095 TURBO	BPM6Y	4562	.030"
CS2139T	39cc	BPMR7A SLD #	6703	.028"
CS2166	70.7cc	BPMR7A SLD #	6703	.028"
CS2172	70.7cc	BPMR7A SLD #	6703	.028"

MAKE & MODEL	ENGINE	REGULAR PLUG	STK#	GAP
JONSERED Cont'd				
CS2172W	70.7cc	BPMR7A SLD #	6703	.028"
CS2188	87.9cc	BPMR7A SLD #	6703	.028"
CS2236T	35.2cc	BPMR7A SLD #	6703	.028"
CS2238	38cc	BPMR7A SLD	6703	.020"
CS2240	40.9cc	BPMR7A SLD	6703	.020"
CS2245	45.7cc	BPMR7A SLD	6703	.020"
CS2250S	50.2cc	BPMR7A SLD	6703	.020"
CS2252	50.1cc	CMR6H # ^	3365	.020"
CS2253	50.1cc	CMR6H # ^	3365	.020"
CS2255	55.5cc	BPMR7A SLD	6703	.020"
CS2258	59.8cc	CMR6H # ^	3365	.020"
CS2260	59.8cc	CMR6H # ^	3365	.020"
HP36 POWER PRUNER		BPM6Y	4562	.030"
L1L-J		B6S	3510	.030"
M36		B6S	3510	.030"
M361, M361AV		B6S	3510	.030"
M50, M80, M110		BPM6Y	4562	.030"
M52, M510SP		BPM6Y	4562	.030"
M60, M62, M601, M621, M75, M751		BPM6Y	4562	.030"
MINI SAWMILL 600+	W/ 2095 TURBO	BPM6Y	4562	.030"
MK70, MK80, RS45		BPM6Y	4562	.030"
PRO 35, SUPER III		BPM6Y	4562	.030"
KAAZ				
KAWASAKI KT12	1.2HP	BM6A SLD	6021	.030"
KAWASAKI KT15	1.3HP	BM7A ^	6521	.030"
KAWASAKI KT17	1.5HP	BM7A ^	6521	.030"
KAWASAKI KT18	1.8HP	BM6A SLD	6021	.030"
KAWASAKI KT30	2.1HP	B6S	3510	.030"
MITSUBISHI T50	1.5HP	BM6A SLD	6021	.030"
XENOAH G2C	22.5cc	BM7A ^	6521	.030"
XENOAH G2D	22.5cc	BM7A ^	6521	.030"
XENOAH G3C	31.7cc	B6HS	7534	.030"
XENOAH G4C	37.4cc	B6HS	7534	.030"
XENOAH G5C	52.5cc	B6HS	7534	.030"
KATEX				
KAT-10, KAT-25DAEX		BM6A SLD	6021	.030"
KAT-34		BPM6Y	4562	.030"
KING O'LAWN				
MARK II		BM6A SLD	6021	.025"
LANCASTER				
50HL		BM6A SLD	6021	.036"
50/IL		BM6A SLD	6021	.036"
60HL		BM6A SLD	6021	.036"
200A		B6S	3510	.030"
318A, 318PI		B-2	3110	.030"
325		B6S	3510	.030"
350		B6S	3510	.030"
350A, 350B		B6S	3510	.030"
400A		B-2	3110	.030"
400B, 400S		B6S	3510	.030"
425		B6S	3510	.030"
440, 447		B6S	3510	.030"
450		B6S	3510	.030"
500		B-4L	3112	.030"
540, 547		B6S	3510	.030"

Chainsaws

Denotes Original Equipment
 ^ Available in Blister Pack (see page 6)

Note: Due to different operating or engine conditions an alternate heat range plug maybe required.

MAKE & MODEL	ENGINE	REGULAR PLUG	STK#	GAP
LANCASTER Cont'd				
550		B6S	3510	.030"
555		BM6A SLD	6021	.036"
558		B6S	3510	.030"
560		BM6A SLD	6021	.036"
585		B-4L	3112	.030"
600		B-4L	3112	.030"
600HL		BM6A SLD	6021	.036"
645		B6S	3510	.030"
650, 658		B6S	3510	.030"
655		B6S	3510	.030"
670		B6S	3510	.030"
700HL		BM6A SLD	6021	.036"
3550		B6S	3510	.030"
EIGHT-20		B7HS	5110	.030"
MINI AUTO, MINI-12		BM6A SLD	6021	.036"
SLA/20		BM6A SLD	6021	.036"
SIX-10		B7HS	5110	.030"
LESCO				
LCS4500, LCS5100		BPM7A SLD	7472	.030"
LINDIG				
APACHE		B6S	3510	.030"
CONCHO		B6S	3510	.030"
KM-10		B6S	3510	.030"
KMT-12		B6S	3510	.030"
KT-15, KT15K		AB-6	2910	.030"
L-25		AB-6	2910	.030"
M-10, M-12		B6S	3510	.030"
M-4, M-8		B6S	3510	.030"
LOMBARD				
4		B-4	3210	.030"
3, 3.5, 3A		BM6A SLD	6021	.030"
5, 5A		BM6A SLD	6021	.030"
7		B-4	3210	.030"
30, 34, 35, 36, 37		BM6A SLD	6021	.030"
68, 69		BM6A SLD	6021	.030"
70		BM6A SLD	6021	.030"
648		B6S	3510	.030"
650, 658		B6S	3510	.030"
660		BM6A SLD	6021	.030"
AL42		BM7A ^	6521	.030"
AL51 & AUTOMATIC		BM7A ^	6521	.030"
AP22, AP22-1		BPM6Y	4562	.030"
AP22D, AP22D-1		BPM6Y	4562	.030"
AP24, AP24D		BPM6Y	4562	.030"
AP42, AP42-1		BPM6Y	4562	.030"
AP42AV, AP42D, AP42SE		BPM6Y	4562	.030"
AUTO SUPER LIGHTNING		BM7A ^	6521	.025"
COMANGO		BM7A ^	6521	.030"
F54		BM6A SLD	6021	.030"
L30		BM6A SLD	6021	.030"
L50, L55		BM6A SLD	6021	.030"
L60		BM6A SLD	6021	.030"
L70		BM6A SLD	6021	.030"
L80		BM6A SLD	6021	.030"
L90		BM6A SLD	6021	.030"

MAKE & MODEL	ENGINE	REGULAR PLUG	STK#	GAP
LOMBARD Cont'd				
L100		BM6A SLD	6021	.030"
LITTLE LIGHTNING		BPM6Y	4562	.030"
LITTLE LIGHTNING DELUXE		BPM6Y	4562	.030"
LITTLE LIGHTNING SUPER DELUXE		BPM6Y	4562	.030"
PONY		BM6F ^	6221	.030"
SUPER AL42		BM7A ^	6521	.025"
SUPER AL42 AUTOMATIC		BM7A ^	6521	.025"
SUPER AL51		BM7A ^	6521	.025"
SUPER COMANGO		BM7A ^	6521	.025"
SUPER COMANGO AUTOMATIC		BM7A ^	6521	.030"
SUPER L30		BM6A SLD	6021	.030"
SUPER L50		BM6A SLD	6021	.030"
SUPER L60		BM6A SLD	6021	.030"
SUPER L70		BM6A SLD	6021	.030"
SUPER L90		BM6A SLD	6021	.030"
SUPER L100		XR5	3332	.030"
SUPER LIGHTNING, SUPER AV		BPM6Y	4562	.030"
MAGNUM DIAMOND				
PAVEMENT SAW	9, 16 & 18HP B&S VANGUARD	BKR5ES	2460	.030"
PAVEMENT SAW	9HP, 11HP, & 13HP HONDA	BP5ES	7832	.030"
PAVEMENT SAW	37HP WISCONSIN	AB-6	2910	.025"
PAVEMENT SAW	65HP WISCONSIN	BP5ES	7832	.025"
MAKITA				
DCS-34	33cc DOLMAR	BPMR7A SLD #	6703	.028"
DCS-330S	33cc DOLMAR	BPMR6F #	1270	.024"
DCS-340	33cc DOLMAR	BPMR6F #	1270	.024"
DCS-341	33cc DOLMAR	BPMR6F #	1270	.024"
DCS-342, DCS-391		BPMR7A SLD	6703	.025"
DCS-390	39cc DOLMAR	BPMR6F #	1270	.024"
DCS-400	39cc DOLMAR	BPMR6F #	1270	.024"
DCS-401	39cc DOLMAR	BPMR6F #	1270	.024"
DCS-430	43cc DOLMAR	BPMR7A SLD #	6703	.028"
DCS-431	43cc DOLMAR	BPMR7A SLD #	6703	.028"
DCS-510, DCS460	49.9cc	BPMR7A SLD #	6703	.028"
DCS-5121	50cc	BPMR7A SLD #	6703	.028"
DCS-520I	52cc DOLMAR	BPMR7A SLD #	6703	.028"
DCS-5200I	52cc DOLMAR	BPMR7A SLD #	6703	.028"
DCS-64200, DCS-6400, DCS-6401, DCS-6420, DCS-7300, DCS-7301, DCS-7900, DCS-7901	64cc	BPMR7A SLD #	6703	.028"
DCS-6800IFL/FW	68cc DOLMAR	BPMR7A SLD	6703	.025"
DCS-9000FL/FW	90cc DOLMAR	BPMR7A SLD #	6703	.028"
DPC-6200, DPC-6201		BPMR7A SLD	6703	.025"
DPC-7000	70cc DOLMAR	BPMR7A SLD #	6703	.028"
DPC-7001	70cc DOLMAR	BPMR7A SLD #	6703	.028"
DPC-7003		BPMR7A SLD	6703	.025"
DPC-7301		BPMR7A SLD	6703	.025"
DPC-9500	95cc DOLMAR	BPMR7A SLD #	6703	.028"
DPC-9501	95cc DOLMAR	BPMR7A SLD #	6703	.028"

Denotes Original Equipment
 ^ Available in Blister Pack (see page 6)

Note: Due to different operating or engine conditions an alternate heat range plug maybe required.

MAKE & MODEL	ENGINE	REGULAR PLUG	STK#	GAP
MAKITA Cont'd				
EA3201S35B, EA3201SRBB	32cc	CMR6A	1223	.024"
EA4300F40B, EA4300FRDB	42cc	CMR7A-5 #	4641	.020"
EA6100P53G	61cc	BPMR7A SLD #	6703	.028"
MASSEY-FERGUSON				
370, 370A, 370AR		BM6A SLD	6021	.030"
MATELEST				
MAT-101-10, 101-12		BM6A SLD	6021	.030"
MAT-106, MAT-EX		BM6A SLD	6021	.030"
MCCULLOCH				
0-10, 10-10A, 10-10L		BM6F ^	6221	.025"
1-10		BM6F ^	6221	.025"
1.9		BPM6Y	4562	.025"
2-10, 2-10G		BM6F ^	6221	.025"
2.3		BPM6Y	4562	.025"
3-10, 3-10E		BM6F ^	6221	.025"
5-10A, 5-10G		BM7F	6421	.025"
6-10, 6-10A		BM7F	6421	.025"
7-10A		BM7F	6421	.025"
10-10		BM6F ^	6221	.025"
55		BM6F ^	6221	.025"
250		B6S	3510	.025"
550		B6S	3510	.025"
650, 660		B6S	3510	.025"
795, 795L		BM6F ^	6221	.025"
797		BM6F ^	6221	.025"
895, 895C		BM6F ^	6221	.025"
940		B6S	3510	.025"
CP-55		BM6F ^	6221	.025"
CP-70, CP-70L		BM7F	6421	.025"
CP-125, CP-125S		BM7F	6421	.025"
CS340	34.4cc 1.7HP	BPMR7A SLD	6703	.025"
CS380	38.2cc 1.9HP	BPMR7A SLD	6703	.025"
CS410 ELITE	40.9cc 2.1HP	BPMR7A SLD	6703	.025"
CS450 ELITE	45.7cc 2.7HP	BPMR7A SLD	6703	.025"
DOUBLE EAGLE 50 & 80		BM6F ^	6221	.025"
EAGER BEAVER 10, 12, 14, 16		BM6F ^	6221	.025"
EAGER BEAVER 2.0, 2.1, 2.3, 3.4, 3.7		BM6F ^	6221	.025"
EAGER BEAVER 2000 SERIES		BPM6F ^	5950	.025"
EAGER BEAVER 2100AV SERIES		BPM6F ^	5950	.025"
EAGER BEAVER SUPER 2300AV SERIES		BPM6F ^	5950	.025"
G-170		BM7F	6421	.025"
G-70, PM-60, SP-81		BM7F	6421	.025"
LG-6		BM7F	6421	.025"
MAC 10 SERIES 4-10		BM7F	6421	.025"
MAC 10 SERIES 5-10		BM7F	6421	.025"
MAC CAT 16, SUPER 16AV		BPM6F ^	5950	.025"
MAC CAT 18, SUPER 18AV		BPM6F ^	5950	.025"
MAC-100		BM6F ^	6221	.025"
MAC-110		BM6F ^	6221	.025"
MAC-120		BM6F ^	6221	.025"

MAKE & MODEL	ENGINE	REGULAR PLUG	STK#	GAP
MCCULLOCH Cont'd				
MAC-130		BM6F ^	6221	.025"
MAC-140		BM6F ^	6221	.025"
MAC-160S		BM6F ^	6221	.025"
MAC-3200 SERIES		BPM6F ^	5950	.025"
MAC-3500AV SERIES		BPM6F ^	5950	.025"
MAC-3800 SERIES		BPM6F ^	5950	.025"
MAC-4600, 4900, 5500		BM6F ^	6221	.025"
MINI MAC 6A		BM6F ^	6221	.025"
MINI MAC 25, 30, 35		BM6F ^	6221	.025"
MM-1		BM6F ^	6221	.025"
MM-6, B407, MM-6A		BM6F ^	6221	.025"
MM-25		BM6F ^	6221	.025"
MM-30, MM-35, MM-35AS		BM6F ^	6221	.025"
P-10-10A		BM6F ^	6221	.025"
PH 390 & PM 690 CUTS- ALL		BM6F ^	6221	.025"
PM-6, PM-6A		BM6F ^	6221	.025"
PM-55		BM6F ^	6221	.025"
PM-81		BM7F	6421	.025"
PM-105		BM6F ^	6221	.025"
PM-125, PM-125C		BM7F	6421	.025"
PM-570		BM6F ^	6221	.025"
POWER MAC 310, 320, 330		BM6F ^	6221	.025"
POWER MAC 340, 380, 390, 410		BM6F ^	6221	.025"
PRO 10-10A		BM6F ^	6221	.025"
PRO MAC 10-10S		BM6F ^	6221	.025"
PRO MAC 10-700		BM6F ^	6221	.025"
PRO MAC 36, 40		BM6F ^	6221	.025"
PRO MAC 380		BPM6F ^	5950	.025"
PRO MAC 510		BM6F ^	6221	.025"
PRO MAC 555, 570		BM6F ^	6221	.025"
PRO MAC 605, 610, 650, 690		BM6F ^	6221	.025"
PRO MAC 700, 1000		BM6F ^	6221	.025"
PRO MAC 800, 850		BM7F	6421	.025"
PRO MAC 810		BM6F ^	6221	.025"
PRO MAC 2500, 3205AV- 14		BPM6F ^	5950	.025"
PRO MAC 3505AV-16, 3805AV-18		BPM6F ^	5950	.025"
PRO MAC 3800, 8200		BM7F	6421	.025"
PRO MAC 4700AV, 5000		BM6F ^	6221	.025"
PRO MAC 5700AV, 5720		BM6F ^	6221	.025"
PRO MAC 8200AV		BPM6F ^	5950	.025"
S2-10A		BM6F ^	6221	.025"
S6-10A		BM7F	6421	.025"
S10-10, S10-10E		BM6F ^	6221	.025"
S10-10L, S10-10LA		BM6F ^	6221	.025"
S250		B6S	3510	.025"
S550		B6S	3510	.025"
S797		BM6F ^	6221	.025"
SILVER EAGLE SE2012, SE2012B, SE2014		BPM6F ^	5950	.025"
SILVER EAGLE SE2014K, SE2016, SE2116		BPM6F ^	5950	.025"
SILVER EAGLE SE2316, SE2318		BPM6F ^	5950	.025"

Chainsaws

Denotes Original Equipment

^ Available in Blister Pack (see page 6)

Note: Due to different operating or engine conditions an alternate heat range plug maybe required.

MAKE & MODEL	ENGINE	REGULAR PLUG	STK#	GAP
MCCULLOCH Cont'd				
SILVER EAGLE SE2818AVS, SE3020AVS		BM6F ^	6221	.025"
SILVER EAGLE SE3420, SE3720AV		BM6F ^	6221	.025"
SLG-2		BM6F ^	6221	.025"
SP-40		BM6F ^	6221	.025"
SP-50		BM7F	6421	.025"
SP-60		BM7F	6421	.025"
SP-70		BM7F	6421	.025"
SP-80		BM7F	6421	.025"
SP105, SP-125C		BM7F	6421	.025"
TIMBER BEAR		BM6F ^	6221	.025"
TITAN 7, 35, 40, 50, 57, 70		BM6F ^	6221	.025"
TITAN 560, 620		BPM6Y	4562	.025"
WILDCAT 18		BM6F ^	6221	.025"
MILLER STURDI-SAW				
	8HP, 11HP, & 13HP HONDA OHV	BP5ES	7832	.030"
MINI-SAW, MCS1		BP5ES	7832	.030"
MONO				
25-10, 25-14		BM6A SLD	6021	.030"
47		B6S	3510	.030"
67		B6S	3510	.030"
249		XR5	3332	.030"
SL-146, SL-147		BM6A SLD	6021	.030"
SL-149		XR5	3332	.030"
SL-245		BM6A SLD	6021	.030"
MTA CUT OFF SAWS				
309, 343		BPM6Y	4562	.020"
NAUDER				
NAU-10, NAU-12		BM6A SLD	6021	.030"
NOGMATIC				
4CV-ALL, NOG10, NOG12		BM6A SLD	6021	.030"
6CV-ALL		BPM6Y	4562	.030"
OLYMPYK				
234		BPM6Y	4562	.030"
240		BPM6Y	4562	.030"
244F		BPM6Y	4562	.030"
251, 252, 254		BPM6Y	4562	.030"
261		BPM6Y	4562	.030"
264F		BPM6Y	4562	.030"
264VS, 272F, 284F, 355F		BPM6Y	4562	.030"
271		BPM6Y	4562	.030"
480, 481, 482MP		BPM6Y	4562	.030"
935F, 935DF		BPM6Y	4562	.030"
941, 942, 945F, 946, 950F		BPM6Y	4562	.030"
951, 962, 970, 980, 999, 999F		BPM6Y	4562	.030"
SUPER 251		BPM6Y	4562	.030"
SUPER 480, SUPER 481		BPM6Y	4562	.030"
OLYMPYK (CUT OFF SAWS)				
264TTA, 265TTA, 274TTA		BPM6Y	4562	.030"
284TTA, 285TTA, 999TTA, 1000TTA		BPM6Y	4562	.030"
OMC				
ALL MODELS		BM6A SLD	6021	.030"

MAKE & MODEL	ENGINE	REGULAR PLUG	STK#	GAP
ORLINE				
CHALLENGER MARK 11D		BM6A SLD	6021	.030"
CHALLENGER MARK 11S		BM6A SLD	6021	.030"
MUSTANG 13		BM6A SLD	6021	.030"
MUSTANG 129		BM6A SLD	6021	.030"
MUSTANG 149		BM6A SLD	6021	.030"
YARD-ARM		BM6A SLD	6021	.030"
PARTNER				
500, 5000, P500, P5000		BPM6F ^	5950	.030"
933		BM6F ^	6221	.030"
944, 946, 947		BM6F ^	6221	.030"
1629		BR6S	3522	.030"
1690		BR6S	3522	.030"
1705		BM6F ^	6221	.030"
1712		BM6F ^	6221	.030"
1610, 1611, 1612, 1613		BM6F ^	6221	.030"
1614, 1614C		BM6F ^	6221	.030"
1616, 1616C		BM6F ^	6221	.030"
1630, 1631		BR6S	3522	.030"
1632, 1632C		BMR7A	4226	.030"
1644, 1645		BR6S	3522	.030"
1646, 1646C		BMR7A	4226	.030"
1647C		BMR7A	4226	.030"
1655, 1655B		BMR7A	4226	.030"
1660, 1661		BR6S	3522	.030"
2055, 2055B		BMR7A	4226	.030"
F55, F55A		BP6HS	7331	.020"
F65		BP6HS	7331	.020"
K-12		BP6HS	7331	.020"
K-20		BM6A SLD	6021	.030"
K-40		BM6A SLD	6021	.030"
K500 MARK II - CUT OFF SAW		BPM7A SLD	7472	.020"
K650 SUPER - CUT OFF SAW		BPM7A SLD	7472	.020"
K700 - CUT OFF SAW		BPM7A SLD	7472	.020"
K850 MARK II - CUT OFF SAW		BPM7A SLD	7472	.020"
K1200 MARK II - CUT OFF SAW		BPM7A SLD	7472	.020"
MINI-P, MINI-P11, MINI- PA		BM7A ^	6521	.030"
P55		BM7A ^	6521	.030"
P70		BM7A ^	6521	.030"
P85		BM7A ^	6521	.030"
P100		BM7A ^	6521	.030"
P400		BPM6Y	4562	.030"
P5000 PLUS		BPM6Y	4562	.030"
P7000		BM7A ^	6521	.030"
PARTNER MINI III		BM6F ^	6221	.030"
PARTNER MINI IV		BM6F ^	6221	.030"
R-12		BP6HS	7331	.020"
R-16, R-17		BM6A SLD	6021	.030"
R18		BPM6F ^	5950	.030"
R-20, R-20T		BM7A ^	6521	.030"
R-30		BM6A SLD	6021	.030"
R-40T, R-44T		BM7A ^	6521	.030"
R-85		BM7A ^	6521	.030"

Denotes Original Equipment
 ^ Available in Blister Pack (see page 6)

Note: Due to different operating or engine conditions an alternate heat range plug maybe required.

MAKE & MODEL	ENGINE	REGULAR PLUG	STK#	GAP
PARTNER Cont'd				
R-417T		BM7A ^	6521	.030"
R-420, R-420T		BM7A ^	6521	.030"
R-421T		BM7A ^	6521	.030"
R-435		BM7A ^	6521	.030"
R440T		BPM6F ^	5950	.030"
R-517, R-517T		BM7A ^	6521	.030"
S50		BP6HS	7331	.030"
S55, 330, 340, 350		BPM6F ^	5950	.030"
S65		BP6HS	7331	.030"
S650 - STUMP GRINDER		BPM7A SLD	7472	.025"
TS		BM6A SLD	6021	.030"
PECO				
CONCRETE SAW	11 & 13HP HONDA	BP5ES	7832	.030"
PEERLESS				
141A		BM6A SLD	6021	.030"
D25		BM6A SLD	6021	.030"
D55		B6S	3510	.030"
D65		B6S	3510	.030"
E10		BM7A ^	6521	.025"
E75		BM6A SLD	6021	.030"
E95		BM6A SLD	6021	.030"
PIONEER				
20, 20D		BM6A SLD	6021	.030"
400, 410, 450		B6S	3510	.030"
550		B6S	3510	.030"
600, 610, 620, 650		B6S	3510	.030"
700, 750		B6S	3510	.030"
700G		B6S	3510	.030"
800		B8S	3810	.030"
850		B8S	3810	.030"
970		BM7A ^	6521	.030"
1072, 1073		BM7A ^	6521	.030"
1074, 1074UB, 1074E		BM6A SLD	6021	.030"
1100, 1110, 1120, 1130, 1150, 1160		BM6A SLD	6021	.030"
1200, 1200A		BM6A SLD	6021	.030"
1410, 1410A		BM6A SLD	6021	.030"
1420, 1450		BM6A SLD	6021	.030"
1520, 1560		BM7A ^	6521	.030"
1750		BM7A ^	6521	.030"
1770, 1771		BM7A ^	6521	.030"
1850		BM7A ^	6521	.030"
2071, 2073		BM7A ^	6521	.030"
2200, 2270		BM6A SLD	6021	.030"
2400, 2460		BM6A SLD	6021	.030"
2400, 2460 (SUB-ZERO OP)		BM6A SLD	6021	.030"
3071		BM6A SLD	6021	.030"
3200		BM6A SLD	6021	.030"
3270, 3270S		BM6A SLD	6021	.030"
F, G		B-4	3210	.030"
FARMLITE		BPM6Y	4562	.030"
FARMSAW		BMR6A SLD	4002	.030"
GC		B6S	3510	.030"
HA, HB		B6S	3510	.030"
HC		B6S	3510	.030"

MAKE & MODEL	ENGINE	REGULAR PLUG	STK#	GAP
PIONEER Cont'd				
L		AB-6	2910	.030"
M		B-4	3210	.030"
NU-17		B6S	3510	.030"
ONE-MAN		B6S	3510	.030"
P10		BM7A ^	6521	.030"
P11		BPM6Y	4562	.030"
P12		BM7A ^	6521	.030"
P20		BM7A ^	6521	.030"
P21, P21B		BM6A SLD	6021	.030"
P21S, P21SB		BM6A SLD	6021	.030"
P25		BM7A ^	6521	.030"
P26, P26S		BM7A ^	6521	.030"
P26E		BM6A SLD	6021	.030"
P28, P28B		BMR6A SLD	4002	.030"
P28E		BM6A SLD	6021	.030"
P28S, P28SB		BMR6A SLD	4002	.030"
P30, P30S		BMR6A SLD	4002	.030"
P35, P35S		BMR6A SLD	4002	.030"
P38, P39		BPM6Y	4562	.030"
P40		BM7A ^	6521	.030"
P40 LIGHT SERVICE		BM6A SLD	6021	.030"
P41		BPM6Y	4562	.030"
P41S		BM6A SLD	6021	.030"
P42W, P52W		BPM6Y	4562	.030"
P50		BM7A ^	6521	.030"
P51, P51S		BM7A ^	6521	.030"
P55, P55S		BM7A ^	6521	.030"
P60		BPM6Y	4562	.030"
P62, P62W		BPM6Y	4562	.030"
RA		B6S	3510	.030"
SUPER, SUPER TWIN		B6S	3510	.030"
TWIN		B6S	3510	.030"
PISTON POWERED PRODUCTS				
SUPER SAWS		BM6F ^	6221	.030"
POULAN				
P3314	33cc	BPMR7A SLD	6703	.025"
P4018	40cc	BPMR7A SLD	6703	.025"
P4018WT	40cc	BPMR7A SLD	6703	.025"
POULAN PRO				
10, 30		B7S	3710	.025"
20		BM6A SLD	6021	.025"
20D, 76		BM6A SLD	6021	.025"
24 DELUXE		BM6A SLD	6021	.025"
25, 25-DA, S25, 25AV		BM6A SLD	6021	.025"
45-12		BM7A ^	6521	.025"
53A, 54		B6S	3510	.025"
71A, 72, 76		BM6A SLD	6021	.025"
92		BM6A SLD	6021	.025"
100, 180, 225A		BM6A SLD	6021	.025"
200, 205		BM6A SLD	6021	.025"
210, 220		BPMR7A SLD	6703	.025"
225, 235		BM6A SLD	6021	.025"
236		BPM7A SLD	7472	.025"
245A		BM6A SLD	6021	.025"
252A		BM6A SLD	6021	.025"
255		BPM7A SLD	7472	.025"

Chainsaws

Denotes Original Equipment

^ Available in Blister Pack (see page 6)

Note: Due to different operating or engine conditions an alternate heat range plug maybe required.

MAKE & MODEL	ENGINE	REGULAR PLUG	STK#	GAP
POULAN PRO Cont'd				
285		BM7A ^	6521	.025"
295		BPM7A SLD	7472	.025"
305		BM7A ^	6521	.025"
306, 306A, 306SA		BM6A SLD	6021	.025"
325		BPMR7A SLD	6703	.025"
335, 336		BM7A ^	6521	.025"
361		BM6A SLD	6021	.025"
365		BPM7A SLD	7472	.025"
375		BPM6Y	4562	.025"
385, 395		BPM6Y	4562	.025"
405		BPM6Y	4562	.025"
415		BPMR7A SLD	6703	.025"
425, 455, 475		BPMR7A SLD	6703	.025"
505, 525		BPMR7A SLD	6703	.025"
533		B6S	3510	.030"
655		BPMR7A SLD	6703	.025"
1800, 1950		BM6A SLD	6021	.025"
1900, 1900LE		BPMR7A SLD	6703	.025"
1950LE, 1975LE		BPMR7A SLD	6703	.025"
2000		BM6A SLD	6021	.025"
2050, 2175, 2250		BPMR7A SLD	6703	.025"
2055, 2055LE		BPMR7A SLD	6703	.025"
2075-ALL		BPMR7A SLD	6703	.025"
2100		BPM7A SLD	7472	.025"
2150		BPMR7A SLD	6703	.025"
2155		BPMR7A SLD	6703	.025"
2250, 2250LE		BPMR7A SLD	6703	.025"
2300, 2350		BM6A SLD	6021	.025"
2375, 2450, 2550		BPMR7A SLD	6703	.025"
2400, 2500, 2600		BPM7A SLD	7472	.025"
2700		BM7A ^	6521	.025"
2750		BPM7A SLD	7472	.025"
2775		BPMR7A SLD	6703	.025"
2800		BM7A ^	6521	.025"
2900		BPM7A SLD	7472	.025"
3000, 3100, 3300		BM7A ^	6521	.025"
3050		BPM6Y	4562	.025"
3300, 3350, 3450		BM7A ^	6521	.025"
3400		BPM6Y	4562	.025"
3500, 3600		BM7A ^	6521	.025"
3700, 3800		BPM6Y	4562	.025"
3750		BPM7A SLD	7472	.025"
4000		BPM6Y	4562	.025"
4200		BM6A SLD	6021	.025"
4200CVA		BPMR6A ^	6726	.025"
4400, 4900		BM6A SLD	6021	.025"
5200		BM6A SLD	6021	.025"
5200CVA		BM6A SLD	6021	.025"
5400		BM7A ^	6521	.025"
5500		BM7A ^	6521	.025"
6000		BM6A SLD	6021	.025"
6000CVA		BPMR6A ^	6726	.025"
6900		BM7A ^	6521	.025"
7700		BM7A ^	6521	.025"
8500		BM7A ^	6521	.025"
8510		BM7A ^	6521	.025"

MAKE & MODEL	ENGINE	REGULAR PLUG	STK#	GAP
POULAN PRO Cont'd				
B520		BM6A SLD	6021	.025"
KS412		BPMR7A SLD	6703	.025"
MICRO 25, MICRO 25 DELUXE		BM6A SLD	6021	.025"
MICRO 25CVA		BM6A SLD	6021	.025"
MICRO SUPER 25		BM6A SLD	6021	.025"
MICRO XXV		BM6A SLD	6021	.025"
MODEL XX		BM6A SLD	6021	.025"
MULTI-PURPOSE 52-12		BM7A ^	6521	.025"
MULTI-PURPOSE 52-14		BM7A ^	6521	.025"
PL3314	33cc	BPMR7A SLD	6703	.025"
PP3516AVX	35cc	BPMR7A SLD	6703	.025"
PP3816A	38cc	BPMR7A SLD	6703	.025"
PP3816AV	38cc	BPMR7A SLD	6703	.025"
PP4218A	42cc	BPMR7A SLD	6703	.025"
PP4218AV, PP4218AVX	42cc	BPMR7A SLD	6703	.025"
PP4818A	48cc	BPMR7A SLD	6703	.025"
PP5020	50cc	BPMR7A SLD	6703	.025"
PP5020AV	50.8cc	BPMR7A SLD	6703	.025"
PR3816	38cc	BPMR7A SLD	6703	.025"
PR4218	42cc	BPMR7A SLD	6703	.025"
PR421FE	42cc	BPMR7A SLD	6703	.025"
S25		BM6A SLD	6021	.025"
S25AV, S25CVA		BM6A SLD	6021	.025"
S25DA		BM6A SLD	6021	.025"
S6000		BPMR6A ^	6726	.025"
S68		BM6A SLD	6021	.025"
SUPER XXV		BM6A SLD	6021	.025"
PRO				
40, 50		B6S	3510	.030"
G300AVS, G300TS		BPMR6A ^	6726	.025"
REDLINE				
740PC, 840PC		BPM6Y	4562	.030"
REDMAX				
812, 814		BPM6Y	4562	.030"
G300AVX, G300TS		BPM6Y	4562	.030"
G450AVS		BPMR7A SLD	6703	.025"
G455AVS		BPMR7A SLD	6703	.025"
G561AVS		BPMR7A SLD	6703	.025"
G621AVS	SERIAL # > 200100	BPM7A SLD	7472	.030"
G2500TS		BPMR7A SLD	6703	.025"
G310TS	SERIAL # > 002190	BPMR7A SLD	6703	.025"
G3200	SERIAL # > 404765	BPMR7A SLD	6703	.025"
G3200EZ	SERIAL # > 400000	BPMR7A SLD	6703	.025"
G3800AVS	SERIAL # > 001880	BPMR7A SLD	6703	.025"
GZ3500T		CMR7H ^	3066	.025"
GZ3800		BPMR7A SLD	6703	.025"
GZ4000		CMR6H ^	3365	.025"
GZ4500		CMR7H ^	3066	.025"
GZ5300		BPMR7A SLD	6703	.025"
GZ7000		BPMR7A SLD	6703	.025"
REMINGTON				
305, 340, 380		BM6A SLD	6021	.030"

Denotes Original Equipment
 ^ Available in Blister Pack (see page 6)

Note: Due to different operating or engine conditions an alternate heat range plug maybe required.

MAKE & MODEL	ENGINE	REGULAR PLUG	STK#	GAP
REMINGTON Cont'd				
812, 814		BPM6Y	4562	.030"
816, 816AV		BPM6Y	4562	.030"
840AV		BPM6Y	4562	.030"
850AV		BPM6Y	4562	.030"
860AV		BPM6Y	4562	.030"
ALL OTHER MODELS		BM7A ^	6521	.025"
JOBMASTER		BPM6Y	4562	.030"
MIGHT-MITE 100		BPM6Y	4562	.030"
MIGHT-MITE 200		BPM6Y	4562	.030"
MIGHT-MITE 300		BPM6Y	4562	.030"
MIGHT-MITE 400		BPM6Y	4562	.030"
MIGHT-MITE 500		BPM6Y	4562	.030"
MIGHT-MITE 600		BPM6Y	4562	.030"
MIGHT-MITE AUTOMATIC		BM7A ^	6521	.030"
MIGHT-MITE BANTAM		BM7A ^	6521	.030"
MIGHT-MITE DELUXE		BM7A ^	6521	.030"
MIGHT-MITE ELECTRIC		BM7A ^	6521	.030"
MIGHT-MITE SUPER DELUXE		BM7A ^	6521	.030"
MIGHT-MITE WEEKENDER		BM7A ^	6521	.030"
MIGHT-MITE, POW-R-CUT		BM7A ^	6521	.030"
OUTDOORSMAN II		BPM6Y	4562	.030"
OUTDOORSMAN, SPORTSMAN		BPM6Y	4562	.030"
PL4, PL5, PL6, P5A, PL6A, PL7A		BM7A ^	6521	.030"
PL7, PL7A, PL55A		BM7A ^	6521	.030"
RANCHER, WOODSMAN, LOGGER		BM7A ^	6521	.030"
SL10A, SL14, SL16		BM7A ^	6521	.030"
SL11, SL11A, SL55 AUTO		BM7A ^	6521	.030"
SL4A, SL7, SL9, SL10		BM7A ^	6521	.030"
SPORTSMAN II		BPM6Y	4562	.030"
SUPER 754		B6S	3510	.030"
YARDMASTER		BPM6Y	4562	.030"
RIGID				
305, 380, 850		BM6A SLD	6021	.030"
590		BM6A SLD	6021	.030"
690		BM6A SLD	6021	.030"
LUMBER JACK		B6S	3510	.030"
ROOT				
C110, C121		BM7F	6421	.030"
LUMBER JACK		B6S	3510	.030"
ROPER				
C110, C121		BM7F	6421	.030"
C332, C343		BM7A ^	6521	.030"
C354		BM7A ^	6521	.030"
C3327, C3327AR		BM7A ^	6521	.030"
C3427, C3427AR		BM7A ^	6521	.030"
C3437		BM7A ^	6521	.030"
C3637AR		BM7F	6421	.030"
C6117		BM7F	6421	.030"
C6257, C6257AR		BM7F	6421	.030"
C6367		BM7F	6421	.030"
C11047		BM7F	6421	.030"

MAKE & MODEL	ENGINE	REGULAR PLUG	STK#	GAP
ROPER Cont'd				
C12147		BM7F	6421	.030"
C33237		BM7A ^	6521	.030"
C34337		BM7A ^	6521	.030"
C35427		BM7A ^	6521	.025"
C35437		BM7A ^	6521	.030"
PRO AM 412		BM7F	6421	.030"
PRO AM 414		BM7F	6421	.030"
PRO AM 415		BM7F	6421	.030"
PRO AM 615		BM7F	6421	.030"
PRO AM 617		BM7F	6421	.030"
TTM		BPM6Y	4562	.030"
RYOBI				
RY3714	37cc	BPMR7A SLD	6703	.025"
RY3716	37cc	BPMR7A SLD	6703	.025"
RYONO				
1.9PS		BM6A SLD	6021	.030"
SEARS				
SEE CRAFTSMAN	---	---	---	---
SHINDAIWA				
101	25cc	BPMR6A # ^	6726	.028"
300S	28.5cc 1.7 ci	BPM7A SLD #	7472	.028"
345	33.6cc 2.1 ci	BPM6A #	7021	.028"
350	35.5cc 2.2 ci	BPM6A #	7021	.028"
352S		BPMR7A SLD #	6703	.028"
357	35.5cc 2.2 ci	BPM7A SLD #	7472	.028"
360	35.2cc 2.1 ci	BPMR7A SLD	6703	.025"
377	37.7cc 2.3 ci	BPMR7A SLD	6703	.025"
385S		BPMR7A SLD #	6703	.028"
415		BPM6Y	4562	.030"
416	39.4cc 2.4 ci	BPM6A #	7021	.028"
446S/EPA		BPMR7A SLD	6703	.025"
450		BPM6Y	4562	.030"
451	43.6cc 2.7 ci	BPM6A #	7021	.028"
488, 488P	47.8cc 2.9 ci	BPM7A SLD #	7472	.028"
500	47.8cc 2.9 ci	BPM6A #	7021	.028"
575	57.3cc 3.5 ci	BPM7A SLD #	7472	.028"
577	57.3cc 3.5 ci	BPM7A SLD #	7472	.028"
577P, 680		BPM6Y	4562	.030"
695	67.9cc 4.1 ci	BPM7A SLD #	7472	.028"
757, 757C	73.5cc 4.5 ci	BPM7A SLD #	7472	.028"
757EPA		BPM6Y	4562	.030"
E345, E350		BPM6A #	7021	.028"
E406, E440, E480		BPM6A #	7021	.028"
E680AV		BPM6A #	7021	.028"
EC350 CUT OFF SAW		BPM6A #	7021	.028"
EC7500 CUT OFF SAW	73.5cc 4.5 ci	BPM7A SLD #	7472	.028"
EC7600 CUT OFF SAW	73.5cc 4.5 ci	BPM7A SLD #	7472	.028"
YB301, YB401, YB501, YB601, YB701, YB901		BPM6A #	7021	.028"
SOLO				
101		BPM6Y	4562	.020"
600 MINI, 600B		BPM6Y	4562	.020"
603	103cc	BPMR6A ^	6726	.030"
605AV, 606AV		BPM6Y	4562	.020"
610AV		BPM6Y	4562	.020"
611		BM7A ^	6521	.020"

Chainsaws

Denotes Original Equipment

^ Available in Blister Pack (see page 6)

Note: Due to different operating or engine conditions an alternate heat range plug maybe required.

MAKE & MODEL	ENGINE	REGULAR PLUG	STK#	GAP
SOLO Cont'd				
615AV		BPM6Y	4562	.020"
616AC, 616AV		BPM6Y	4562	.020"
620AV		BPM6Y	4562	.020"
626		B6HS	7534	.022"
630, 632		BM7A ^	6521	.020"
634	34cc	BPMR6A ^	6726	.030"
635		BM7A ^	6521	.020"
635-14, 636-14, 636-16	36.3cc	BPMR8Y ^	2218	.020"
636	36.2cc	BPMR7A SLD	6703	.020"
639	38.2cc	BPMR7A SLD	6703	.030"
640		B6HS	7534	.022"
641	41.5cc	BPMR6A ^	6726	.030"
642		BM7A ^	6521	.020"
643		BPMR7A SLD	6703	.020"
643IP-16	40.2cc	BPMR8Y ^	2218	.020"
644, 644SP	44.3cc	BPMR6A ^	6726	.030"
644H		BPM7A SLD	7472	.030"
645	44cc	BPMR7A SLD	6703	.030"
647	47cc	BPMR6A ^	6726	.030"
650		BPMR7A SLD	6703	.020"
650AV		BPM6Y	4562	.020"
651		BPMR7A SLD	6703	.020"
651, 651SP	51cc	BPMR7A SLD	6703	.030"
654	54cc	BPMR6A ^	6726	.030"
656		BPMR7A SLD	6703	.020"
656-18	56cc	BPMR8Y ^	2218	.020"
660AV		BPM6Y	4562	.020"
662	63cc	BPMR7A SLD	6703	.030"
664		BPM6Y	4562	.030"
665-20	65.9cc	BPMR8Y ^	2218	.020"
665AV		BPM6Y	4562	.020"
667, 670	69cc	BPMR7A SLD	6703	.030"
675	74.6cc 5.9HP	BPMR8Y ^	2218	.025"
675-20	74.6cc 5.9HP	BPMR8Y ^	2218	.020"
680	81cc	BPMR6A ^	6726	.030"
690	90cc	BPMR7A SLD	6703	.030"
694		BPMR7A SLD	6703	.030"
880, 881	81cc	BPMR7A SLD	6703	.020"
TWIN100		BM7A ^	6521	.020"
SPARTAN				
34, 34AV, 34AV12		BM7A ^	6521	.030"
STANDARD DELUXE		BM7A ^	6521	.030"
STIHL				
009 MINI BOSS		BPMR7A SLD	6703	.020"
009, 009AV, 009EQZ, 009L		BPMR7A SLD	6703	.020"
07, 07S		BPR6HS	7022	.030"
08, 08H		BPR6HS	7022	.030"
08S		B6HS	7534	.030"
010AV		BPMR7A SLD	6703	.020"
011AV, 011AVETQ, 011T		BPMR7A SLD	6703	.020"
015, 015AV, 015AVP		BPMR7A SLD	6703	.020"
015AVS, 015L		BPMR7A SLD	6703	.020"
015LE, 015R		BPMR7A SLD	6703	.020"
019T		BPMR7A SLD	6703	.020"

MAKE & MODEL	ENGINE	REGULAR PLUG	STK#	GAP
STIHL Cont'd				
020AV, 020AVH, 020AVS, 020T		BPMR7A SLD	6703	.020"
020AVP, 020AVT, 020T		BPMR7A SLD	6703	.020"
021, 021 WOOD BOOS		BPMR7A SLD	6703	.020"
023 WOOD BOOS		BPMR7A SLD	6703	.020"
023AV, 023C, 023L		BPMR7A SLD	6703	.020"
024, 029		BPMR7A SLD	6703	.020"
024AV, 024WB		BPMR7A SLD	6703	.020"
025AVH, 025 WOOD BOOS		BPMR7A SLD	6703	.020"
026 ARCTIC, 026AVP, 026 PRO		BPMR7A SLD	6703	.020"
026, 026S		BPMR7A SLD	6703	.020"
028AV, 028AVE, 028AVS		BPMR7A SLD	6703	.020"
028WB		BPMR7A SLD	6703	.020"
029 FARM BOSS		BPMR7A SLD	6703	.020"
030AV		BPMR6A ^	6726	.020"
031AV, 031AVE, 031AVEQ		BPMR7A SLD	6703	.020"
032AV, 032AVE		BPMR7A SLD	6703	.020"
034, 034AVEQ, 034WB		BPMR7A SLD	6703	.020"
036 PRO ARTIC, 036QS		BPMR7A SLD	6703	.020"
036, 036AV, 036 PRO		BPMR7A SLD	6703	.020"
038AV, 038AVE, 038AVS		BPMR7A SLD	6703	.020"
038AVMEQ, 038MAGNUM		BPMR7A SLD	6703	.020"
040, 040G LIGHT SERVICE		BPMR7A SLD	6703	.020"
040, 040G NORMAL SERVICE		BPMR7A SLD	6703	.030"
040AV		BPMR6A ^	6726	.030"
041, 041AV, 041AVE		BPMR7A SLD	6703	.030"
041AVE SUPER		BPMR7A SLD	6703	.030"
041FB		BPMR7A SLD	6703	.030"
042AV, 042AVE		BPMR6A ^	6726	.030"
042AVEQ		BPMR7A SLD	6703	.030"
044, 044AVE, 044CSA		BPMR7A SLD	6703	.030"
044ARTIC		BPMR7A SLD	6703	.020"
045AV, 045AVE		BPMR6A ^	6726	.030"
045AVE SUPER		BPMR7A SLD	6703	.030"
046ARTIC, 046MAGNUM		BPMR7A SLD	6703	.030"
048AV, 048AVE		BPMR7A SLD	6703	.030"
050AV		BPMR6A ^	6726	.030"
051AV, 051AVE		BPMR7A SLD	6703	.030"
056AV, 056AVE, 056AVS		BPMR7A SLD	6703	.030"
064, 064AVEP		BPMR7A SLD	6703	.030"
064AVEQ, 064AVREQ		BPMR7A SLD	6703	.030"
066, 066MAGNUM		BPMR7A SLD	6703	.030"
070, 070AV		BPMR6A ^	6726	.030"
075AV, 075AVE		BPMR6A ^	6726	.030"
076AV		BPMR7A SLD	6703	.030"
078AVE		BPMR7A SLD	6703	.030"
084, 084AVEQ, 084Z		BPMR7A SLD	6703	.030"
088, 090		BPMR7A SLD	6703	.030"
090, 090AV, 090E		BPMR6A ^	6726	.030"
090G, 090N, 090S		BPMR6A ^	6726	.030"
6		BPR6HS	7022	.030"
17		BPMR7A SLD	6703	.020"
18		BPMR7A SLD	6703	.020"

Denotes Original Equipment
 ^ Available in Blister Pack (see page 6)

Note: Due to different operating or engine conditions an alternate heat range plug maybe required.

MAKE & MODEL	ENGINE	REGULAR PLUG	STK#	GAP
STIHL Cont'd				
39		BPMR7A SLD	6703	.020"
56		BPMR7A SLD	6703	.030"
65		BPMR7A SLD	6703	.030"
1108-CONTRA (G, GS)		BPMR6A ^	6726	.030"
1601		BPMR6A ^	6726	.030"
MS150TC		CMR6H # ^	3365	.024"
MS170		BPMR7A SLD	6703	.020"
MS171		CMR6H # ^	3365	.024"
MS180		BPMR7A SLD	6703	.020"
MS181, MS181C		CMR6H # ^	3365	.024"
MS191T		BPMR7A SLD	6703	.020"
MS192T		BPMR7A SLD	6703	.020"
MS200		BPMR7A SLD	6703	.020"
MS200T		BPMR7A SLD	6703	.020"
MS201, MS201C, MS201T		CMR6H # ^	3365	.024"
MS210		BPMR7A SLD	6703	.020"
MS211, MS211C		CMR6H # ^	3365	.024"
MS230		BPMR7A SLD	6703	.020"
MS250		BPMR7A SLD	6703	.020"
MS251, MS251C		CMR6H # ^	3365	.024"
MS260		BPMR7A SLD	6703	.020"
MS261, MS261C		BPMR7A SLD	6703	.020"
MS270		BPMR7A SLD	6703	.020"
MS271, MS271C		BPMR7A SLD	6703	.020"
MS280		BPMR7A SLD	6703	.020"
MS290		BPMR7A SLD	6703	.020"
MS291, MS291C		BPMR7A SLD	6703	.020"
MS310		BPMR7A SLD	6703	.020"
MS311		BPMR7A SLD	6703	.020"
MS341		BPMR7A SLD	6703	.020"
MS360		BPMR7A SLD	6703	.020"
MS360C		BPMR7A SLD	6703	.020"
MS361		BPMR7A SLD	6703	.020"
MS361C		BPMR7A SLD	6703	.020"
MS362		BPMR7A SLD	6703	.020"
MS390		BPMR7A SLD	6703	.020"
MS391		BPMR7A SLD	6703	.020"
MS440		BPMR7A SLD	6703	.020"
MS441		BPMR7A SLD	6703	.020"
MS441C		BPMR7A SLD	6703	.020"
MS460		BPMR7A SLD	6703	.020"
MS460 MAGNUM RESCUE		BPMR7A SLD	6703	.020"
MS461, MS461R, MS461R RESCUE		BPMR7A SLD	6703	.020"
MS650		BPMR7A SLD	6703	.020"
MS660		BPMR7A SLD	6703	.020"
MS880		BPMR7A SLD	6703	.020"
STIHL CUT OFF SAW				
TALL TIMBER		BM6A SLD	6021	.030"
TS08 #X18 735 398 & BELOW		BPR6HS	7022	.030"
TS08 #X18 735 399 & ABOVE		BPMR7A SLD	6703	.030"
TS 50		BPMR7A SLD	6703	.030"
TS200		BPMR7A SLD	6703	.030"

MAKE & MODEL	ENGINE	REGULAR PLUG	STK#	GAP
STIHL CUT OFF SAW Cont'd				
TS350 #X17 451 127 & BELOW		BPR6HS	7022	.030"
TS350 #X17 451 128 & ABOVE		BPMR7A SLD	6703	.030"
TS350S		BPMR7A SLD	6703	.030"
TS360		BPMR7A SLD	6703	.030"
TS360AVE		BPMR7A SLD	6703	.030"
TS400		BPMR7A SLD	6703	.030"
TS410, TS420		BPMR7A SLD	6703	.020"
TS460		BPMR7A SLD	6703	.030"
TS480		BPMR7A SLD	6703	.030"
TS510AVE		BPMR7A SLD	6703	.030"
TS700, TS800		BPMR7A SLD	6703	.020"
TS760AVE		BPMR7A SLD	6703	.030"
STRUNK				
ALL OTHER MODELS		B6S	3510	.030"
EBC-1, EBC-3		B6S	3510	.030"
TALL TIMBER		BM6A SLD	6021	.030"
TANAKA				
50		B-2	3110	.025"
ECS-5		B6S	3510	.030"
ECS-35, ECS35B, ECS-35E		BM6A SLD	6021	.030"
ECS-290		BMR6A SLD #	4002	.028"
ECS-300		BM6A SLD #	6021	.028"
ECS-307		BM6A SLD	6021	.030"
ECS-320	32.3cc	BM6A SLD #	6021	.028"
ECS-330		BM6A SLD #	6021	.028"
ECS-350		BM6A SLD	6021	.030"
ECS-351, ECS-355		BM6A SLD #	6021	.028"
ECS-356, ECS-357		BM6A SLD #	6021	.028"
ECS-370		BM7A # ^	6521	.028"
ECS-405 (FROM '86-)		BM6A SLD #	6021	.028"
ECS-405 (TO -'85)		BM7A # ^	6521	.028"
ECS-415 (FROM '86-)		BM6A SLD #	6021	.028"
ECS-415 (TO - '85)		BPM7A SLD #	7472	.028"
ECS-505, ECS-506		BPM7A SLD #	7472	.028"
ECS-650	63cc	BPM7A SLD #	7472	.028"
ECS-655		BPM7A SLD #	7472	.028"
ECS-3301	32.3cc	BM6A SLD #	6021	.028"
ECS-3351	32.3cc	BM6A SLD #	6021	.028"
ECS-3500B		BPM6A #	7021	.028"
ECS-4000B	40cc	BPM6A #	7021	.028"
ECT-3401		BPMR7A SLD #	6703	.028"
ECT-3801		BPMR7A SLD #	6703	.028"
ECT-6501		BPMR7A SLD #	6703	.028"
ECV-4501	24cc	BPM7A SLD #	7472	.028"
EHC-120	63cc	BM7A # ^	6521	.028"
EHC-140		BPMR6A # ^	6726	.028"
EHG-120		BM6A SLD	6021	.030"
KAWASAKI ENGINES		BM7A # ^	6521	.028"
SP-37		BPM6A #	7021	.028"
SP-351		BPM6A #	7021	.028"
SP-411		BPM6A #	7021	.028"
SP-502		BM6A SLD #	6021	.028"
TCS33EB16	32.2cc 1.6 HP PureFire 2-Stroke	BPMR6A # ^	6726	.028"

Chainsaws

Denotes Original Equipment

^ Available in Blister Pack (see page 6)

Note: Due to different operating or engine conditions an alternate heat range plug maybe required.

MAKE & MODEL	ENGINE	REGULAR PLUG	STK#	GAP
TANAKA Cont'd				
TCS33EDTP/12	32.2cc 1.6 HP PureFire 2-Stroke	BPMR7A SLD #	6703	.028"
TCS33EDTP/14	32.2cc 1.6 HP PureFire 2-Stroke	BPMR7A SLD #	6703	.028"
TCS-3401		BPMR7A SLD #	6703	.028"
TCS40EA18	39.6cc 1.6 HP PureFire 2-Stroke	BPMR7A SLD #	6703	.028"
TCS51EAP	50.1cc PureFire 2-Stroke	BPMR7A SLD #	6703	.028"
TERRILL				
60		B-4L	3112	.025"
24000A		BM7A ^	6521	.025"
CS5, CS5A, CS5B, CS5C		B-2	3110	.025"
CS6		B-4L	3112	.025"
CS7		B-4L	3112	.025"
FA		B-2	3110	.025"
WACKER				
BTS9, BTS10, BTS11		BPM6Y	4562	.025"
CTS12, BTS13, BTS14		BPM6Y	4562	.025"
WARDS				
24001A		BM7A ^	6521	.025"
24002A, 24002B, 24002C		BM7A ^	6521	.025"
24003A		BM7A ^	6521	.025"
24005A, 24005B		BM7A ^	6521	.025"
24006A, 24006B		BM7A ^	6521	.025"
24007A, 24007B		BM7A ^	6521	.025"
24008A, 24008B		BM7A ^	6521	.025"
24025A, 24025B		BM7A ^	6521	.025"
24027A		BM7A ^	6521	.025"
24028A		BM7A ^	6521	.025"
24030A		BM7A ^	6521	.025"
24031A		BM7A ^	6521	.025"
24032A		BM7A ^	6521	.025"
24033A		BM7A ^	6521	.025"
24034A		BM7A ^	6521	.025"
24035A		BM7A ^	6521	.025"
24036A, 24036B, 24036C, 24036D		BM7A ^	6521	.025"
24037A		BM7A ^	6521	.025"
24038A		BM7A ^	6521	.025"
24040A, 24020B, 24040C		BM7A ^	6521	.025"
24045A		BM7A ^	6521	.025"
24050A		BPM7A SLD	7472	.025"
24052A		BPM7A SLD	7472	.025"
24054A		BPM7A SLD	7472	.025"
24056A		BPM7A SLD	7472	.025"
24060A		B6S	3510	.025"
24062		BPM7A SLD	7472	.025"
24064		BPM7A SLD	7472	.025"
24066		BPM7A SLD	7472	.025"
24068		BPM7A SLD	7472	.025"
24072A		BM7A ^	6521	.025"
24075A, 24075C		BM7A ^	6521	.025"
24078		BPM7A SLD	7472	.025"
24084		BPM7A SLD	7472	.025"
24085A		BM7A ^	6521	.025"
24086		BPM7A SLD	7472	.025"

MAKE & MODEL	ENGINE	REGULAR PLUG	STK#	GAP
WARDS Cont'd				
24087A		BM7A ^	6521	.025"
24089A		BM7A ^	6521	.025"
24090A		BM7A ^	6521	.025"
24094A		BM7A ^	6521	.025"
24095A		BM7A ^	6521	.025"
24096A		BM7A ^	6521	.025"
24100-1		BM6A SLD	6021	.025"
24102-9		BM6A SLD	6021	.025"
24103-6		BM6A SLD	6021	.025"
24148		B6S	3510	.025"
30000A, 30004A, 30008A		BM7A ^	6521	.025"
30012A, 30016A		BM7A ^	6521	.025"
30020A, 30024A		BM7A ^	6521	.025"
ALL MODELS		BM6A SLD	6021	.025"
TMC24060A		B6S	3510	.025"
TMC24072A		BM7A ^	6521	.025"
WEST BEND				
WM19		BM6A SLD	6021	.025"
WHITE MOTOR				
010, 012, 014		BM6A SLD	6021	.025"
WM19		BM6A SLD	6021	.030"
WM21		BM6A SLD	6021	.025"
WM360		BM6A SLD	6021	.025"
WIZARD				
010, 012, 014		BM6A SLD	6021	.030"
104, 104D		BM6A SLD	6021	.025"
110, 112		BM6A SLD	6021	.025"
212		BM6A SLD	6021	.025"
314, 316		BM6A SLD	6021	.025"
420		BM6A SLD	6021	.025"
430, 430B		BM6A SLD	6021	.025"
AV10, AV14, AV16		BM6A SLD	6021	.025"
AV18		BPM6Y	4562	.025"
B013		BPM6Y	4562	.025"
WRIGHT				
104, 104D		BM6A SLD	6021	.030"
111, 121		BM6A SLD	6021	.025"
122A, 12CVA		BM6A SLD	6021	.025"
136, 137A		BM6A SLD	6021	.025"
140		BM6A SLD	6021	.025"
1441A		BM6A SLD	6021	.025"
B316		XR4	5858	.025"
B520		BM6A SLD	6021	.025"
C40, C40D		B6S	3510	.025"
C50, C50D, C50SG		B-4	3210	.025"
C70, C70D, C70G		B6S	3510	.025"
GS 218		B-4	3210	.025"
GS2016		XR4	5858	.025"
GS2520		B-4	3210	.025"
GS4520		BM6A SLD	6021	.025"
GS5020, GS5020A		BM6A SLD	6021	.025"
XENOAH				
G620AV, G620AVS		BPM6Y	4562	.025"
G36AV, G36AVS, G50AV		BPM6Y	4562	.025"
G320AV, G320AVS		BPM6Y	4562	.030"
G380AV, G380AVS		BPM6Y	4562	.030"

Denotes Original Equipment

^ Available in Blister Pack (see page 6)

Note: Due to different operating or engine conditions an alternate heat range plug maybe required.

MAKE & MODEL	ENGINE	REGULAR PLUG	STK#	GAP
XENOAH Cont'd				
G560AV, G560AVS		BPM6Y	4562	.025"
YANKEE CLIPPER				
1-36 MKI, 2-36-SS		BM7A ^	6521	.030"
1-36 MKII		BM6F ^	6221	.025"
55LH, 55RH, 76, 1-71-SS		BM7A ^	6521	.030"
110125		B6S	3510	.030"

Lighting Plants and Generators

Denotes Original Equipment

^ Available in Blister Pack (see page 6)

Note: Due to different operating or engine conditions an alternate heat range plug maybe required.

MAKE & MODEL	ENGINE	REGULAR PLUG	STK#	GAP
AGTRONIC				
	B&S ENGINE	BM6A SLD	6021	.025"
ARCTIC CAT				
AC750GT	1.8HP - 70cc 2-Stroke	BPR5HS #	6222	.024"
AC1400G	3.8HP - 119cc 4-Stroke	BPR6ES SLD #	4008	.032"
AC1800GD		BPR6ES SLD #	4008	.032"
AC2200G		BPR6ES SLD #	4008	.032"
AC2500G	5.3HP - 162cc 4-Stroke	BPR6ES SLD #	4008	.032"
AC2500GD	5.3HP - 162cc 4-Stroke	BPR6ES SLD #	4008	.032"
AC3000GD2	6.8HP - 252cc 4-Stroke	BPR5HS #	6222	.024"
AC4000G2	9HP - 272cc 4-Stroke	BPR5ES SLD #	4006	.032"
AC4000GD2E	9HP - 272cc 4-Stroke	BPR5ES SLD #	4006	.032"
AC7500GD2E	14HP - 419cc 4-Stroke	BR6ES #	4922	.024"
ARDISAM (EARTHQUAKE)				
IG800W	40cc VIPER 4CYL	CMR6A #	1223	.028"
ATLAS				
	3HP B&S	B2-LM	1147	.025"
	5HP B&S	B2-LM	1147	.025"
	8HP B&S	B2-LM	1147	.025"
BRIGGS & STRATTON				
3250	6.5HP B&S	BKR5ES	2460	.030"
5000	10HP B&S	B2-LM	1147	.025"
5500	10HP B&S	B2-LM	1147	.025"
6000	11HP B&S	B2-LM	1147	.025"
7000	15HP B&S	BKR5ES	2460	.030"
10000	18HP B&S VANGUARD (V-TWIN)	BKR5ES	2460	.030"
PRO4000	7.5HP B&S VANGUARD OHV	BKR5ES	2460	.030"
PRO6500	13HP B&S VANGUARD OHV	BKR5ES	2460	.030"
PRO8000	16HP B&S VANGUARD (V-TWIN)	BKR5ES	2460	.030"
CAMPBELL-HAUSFELD				
	5HP B&S	B2-LM	1147	.025"
	5.5HP HONDA GX160	B2-LM	1147	.028"
	6HP B&S INTEK	BKR5ES	2460	.030"
	8HP B&S	B2-LM	1147	.025"
	10HP B&S	B2-LM	1147	.025"
	11HP B&S	B2-LM	1147	.025"
	13HP HONDA OHV	BP5ES	7832	.030"
	16HP B&S VANGUARD (V-TWIN)	BKR5ES	2460	.030"
	18HP B&S VANGUARD (V-TWIN)	BKR5ES	2460	.030"
	20HP B&S VANGUARD (V-TWIN)	BKR5ES	2460	.030"

MAKE & MODEL	ENGINE	REGULAR PLUG	STK#	GAP
CATERPILLAR				
13000 (GAS CONVERSION)		B6S	3510	.025"
OTHER 14MM HEADS		BR6S	3522	.025"
CHAMPION POWER EQUIPMENT				
40710	208cc	BPR6ES SLD	4008	.032"
40730	208cc	BPR6ES SLD	4008	.032"
41030	292cc	BPR6ES SLD	4008	.032"
41119	338cc	BPR6ES SLD	4008	.032"
41135	338cc	BPR6ES SLD	4008	.032"
41151	338cc	BPR6ES SLD	4008	.032"
41153	338cc	BPR6ES SLD	4008	.032"
41430	439cc	BPR6ES SLD	4008	.032"
41533	439cc	BPR6ES SLD	4008	.032"
41534	439cc	BPR6ES SLD	4008	.032"
41537	439cc	BPR6ES SLD	4008	.032"
41552	439cc	BPR6ES SLD	4008	.032"
41570 CABELA'S OUTDOORSMAN 9500	439cc	BPR6ES SLD	4008	.032"
42432	80cc	BPR6HS	7022	.028"
42436	80cc	BPR6HS	7022	.028"
42451	80cc	BPR6HS	7022	.028"
46506	196cc	BPR6ES SLD	4008	.032"
46533	196cc	BPR6ES SLD	4008	.032"
46535	196cc	BPR6ES SLD	4008	.032"
46539	196cc	BPR6ES SLD	4008	.032"
46551	196cc	BPR6ES SLD	4008	.032"
46553	196cc	BPR6ES SLD	4008	.032"
46556	196cc	BPR6ES SLD	4008	.032"
46561	196cc	BPR6ES SLD	4008	.032"
46565	196cc	BPR6ES SLD	4008	.032"
46565	196cc	BPR6ES SLD	4008	.032"
46570	196cc	BPR6ES SLD	4008	.032"
46576 CABELA'S OUTDOORSMAN 4000	196cc	BPR6ES SLD	4008	.032"
46578 CABELA'S OUTDOORSMAN 4000	196cc	BPR6ES SLD	4008	.032"
46593	196cc	BPR6ES SLD	4008	.032"
46595	196cc	BPR6ES SLD	4008	.032"
46596	196cc	BPR6ES SLD	4008	.032"
46597	196cc	BPR6ES SLD	4008	.032"
46598	196cc	BPR6ES SLD	4008	.032"
71530	439cc Dual Fuel	BPR6ES SLD	4008	.032"
71531	439cc Dual Fuel	BPR6ES SLD	4008	.032"
71532	439cc Dual Fuel	BPR6ES SLD	4008	.032"
73534i	80cc	BPR7ES SLD	3785	.032"
73535i	80cc	BPR6ES SLD	4008	.032"
73536i	80cc	BPR6ES SLD	4008	.032"
73540i	80cc	BPR6ES SLD	4008	.032"
75531i	171cc	BPR6ES SLD	4008	.032"
75536i	171cc	BPR6ES SLD	4008	.032"
75537i	171cc	BPR6ES SLD	4008	.032"
75551i	171cc	BPR6ES SLD	4008	.032"
75555i	171cc	BPR6ES SLD	4008	.032"
76530	196cc Propane	BPR6ES SLD	4008	.032"
76533	224cc Dual Fuel	BPR6ES SLD	4008	.032"
76555	196cc	BPR6ES SLD	4008	.032"
100100	224cc	BPR6ES SLD	4008	.032"
100102	439cc	BPR6ES SLD	4008	.032"



Denotes Original Equipment

^ Available in Blister Pack (see page 6)

Note: Due to different operating or engine conditions an alternate heat range plug maybe required.

MAKE & MODEL	ENGINE	REGULAR PLUG	STK#	GAP
CHAMPION POWER EQUIPMENT Cont'd				
100103	224cc	BPR6ES SLD	4008	.032"
100104	196cc	BPR6ES SLD	4008	.032"
100105	196cc	BPR6ES SLD	4008	.032"
100106	338cc	BPR6ES SLD	4008	.032"
100107	439cc	BPR6ES SLD	4008	.032"
100109	389cc	BPR6ES SLD	4008	.032"
100110	459cc	BPR6ES SLD	4008	.032"
100122	224cc Dual Fuel	BPR6ES SLD	4008	.032"
100152 HOME STANDBY GENERATOR	717cc	BPR7ES SLD	3785	.032"
100153	439cc Dual Fuel	BPR7ES SLD	3785	.032"
100154	196cc	BPR6ES SLD	4008	.032"
100155	439cc Dual Fuel	BPR6ES SLD	4008	.032"
100156	171cc	BPR7ES SLD	3785	.032"
100157	224cc	BPR6ES SLD	4008	.032"
100158	171cc	BPR6ES SLD	4008	.032"
100161	439cc	BPR6ES SLD	4008	.032"
100163 CABELA'S OUTDOORSMAN	459cc	BPR6ES SLD	4008	.032"
100165	439cc Dual Fuel	BPR6ES SLD	4008	.032"
100174 HOME STANDBY GENERATOR	439cc	BPR7ES SLD	3785	.032"
100175 HOME STANDBY GENERATOR	717cc	BPR7ES SLD	3785	.032"
100176 HOME STANDBY GENERATOR	717cc	BPR7ES SLD	3785	.032"
100177 HOME STANDBY GENERATOR	439cc	BPR7ES SLD	3785	.032"
100178 HOME STANDBY GENERATOR	717cc	BPR7ES SLD	3785	.032"
100179 HOME STANDBY GENERATOR	717cc	BPR7ES SLD	3785	.032"
100199 HOME STANDBY GENERATOR	439cc	BPR7ES SLD	3785	.032"
100203	459cc	BPR6ES SLD	4008	.032"
100204	171cc Dual Fuel	BPR6ES SLD	4008	.032"
100210	224cc	BPR6ES SLD	4008	.032"
100211 CABELA'S OUTDOORSMAN	224cc	BPR6ES SLD	4008	.032"
100212	196cc	BPR6ES SLD	4008	.032"
100215	224cc Propane	BPR6ES SLD	4008	.032"
100216	224cc	BPR6ES SLD	4008	.032"
100217	224cc	BPR6ES SLD	4008	.032"
100219	439cc	BPR6ES SLD	4008	.032"
100222	224cc	BPR6ES SLD	4008	.032"
100230	439cc Dual Fuel	BPR6ES SLD	4008	.032"
100231	389cc Dual Fuel	BPR7ES SLD	3785	.032"
100233	192cc	BPR7ES SLD	3785	.032"
100238	224cc Dual Fuel	BPR6ES SLD	4008	.032"
100239	224cc	BPR6ES SLD	4008	.032"
100246	196cc	BPR6ES SLD	4008	.032"
100247	338cc	BPR6ES SLD	4008	.032"
100248	439cc	BPR6ES SLD	4008	.032"
100261	192cc	BPR6HS	7022	.028"
100262	192cc	BPR6HS	7022	.028"
100263	192cc Dual Fuel	BPR6HS	7022	.028"
100264	192cc Dual Fuel	BPR6HS	7022	.028"
100269	192cc	BPR6ES SLD	4008	.032"
100296	439cc Dual Fuel	BPR6ES SLD	4008	.032"

MAKE & MODEL	ENGINE	REGULAR PLUG	STK#	GAP
CHAMPION POWER EQUIPMENT Cont'd				
100297	459cc Dual Fuel	BPR6ES SLD	4008	.032"
100303	224cc	BPR6ES SLD	4008	.032"
100325	224cc	BPR6ES SLD	4008	.032"
CHICAGO ELECTRIC				
	5HP B&S	B2-LM	1147	.025"
	8HP B&S	B2-LM	1147	.025"
	16HP B&S	B2-LM	1147	.025"
	16HP B&S VANGUARD (V-TWIN)	BKR5ES	2460	.030"
CLARKE				
	5HP B&S	B2-LM	1147	.025"
	7.8HP ROBIN	B-4H #	4110	.024"
	8HP B&S	B2-LM	1147	.025"
	8HP HONDA OHV	BP5ES	7832	.030"
	11HP B&S	B2-LM	1147	.025"
CLINTON				
350W, 750W		B-2	3110	.025"
CHIEF MINIATURE		B-2	3110	.025"
COLEMAN				
	2HP ROBIN	BPM7A SLD #	7472	.024"
	3.5HP B&S	BR2-LM SLD	3841	.030"
	3.5HP B&S INTEK	BKR5ES	2460	.030"
	5.5HP B&S	BR2-LM SLD	3841	.030"
	10HP B&S GENPOWER OHV	BKR5ES	2460	.030"
	10HP TECUMSEH	BR6S	3522	.030"
	11HP HONDA GX340	BPR6ES-11 #	7133	.044"
	11HP TECUMSEH	BR6ES	4922	.030"
	13HP HONDA	BPR6ES SLD #	4008	.032"
	18HP B&S OHV	BKR5ES	2460	.030"
	23HP B&S OHV	BKR5ES	2460	.030"
3000	5.5HP TECUMSEH ENDURO	BR6ES	4922	.030"
5000	10HP B&S	BR2-LM SLD	3841	.025"
ALL MODELS	3.1HP KAWASAKI	BM6A SLD	6021	.025"
ALL MODELS	5.5HP HONDA OHV	BP5ES	7832	.030"
ALL MODELS	B&S ENGINE	B2-LM	1147	.025"
ALL MODELS	TECUMSEH	B6S	3510	.030"
PC0101100	3HP	BP6HS	7331	.032"
PC0102300	5.5HP	GR4	2635	.030"
PC0105000	12HP	GR4	2635	.030"
PC0401850	3.5HP B&S	BR2-LM SLD	3841	.030"
PC0401851	3.5HP B&S	BR2-LM SLD	3841	.030"
PC0401853	3.5HP B&S	BR2-LM SLD	3841	.030"
PC0401855	3.5HP B&S	BR2-LM SLD	3841	.030"
PC0422507	5.5HP B&S	BR2-LM SLD	3841	.030"
PC0433500	7HP EX21	BR6HS # ^	3922	.028"
PC0435003	9.5HP EX30	BR6HS # ^	3922	.028"
PE0401853	3.5HP B&S	BR2-LM SLD	3841	.030"

Lighting Plants and Generators

Denotes Original Equipment
^ Available in Blister Pack (see page 6)

Note: Due to different operating or engine conditions an alternate heat range plug maybe required.

MAKE & MODEL	ENGINE	REGULAR PLUG	STK#	GAP
COLEMAN Cont'd				
PM5300	6HP B&S INTEK OHV	BKR5ES	2460	.030"
PMO454024, PMO454025, PMO455024		B2-LM	1147	.025"
PMO456025, PMO544202, PMO544222	8HP TECUMSEH	B2-LM	1147	.025"
PMO522000, PMO524000, PMO525000		B6S	3510	.030"
PMO545202, PMO554222		B2-LM	1147	.025"
PMO545305		BKR5ES	2460	.030"
CONSTRUCTION MACHINERY CO				
5GO, 6GO		BR6S	3522	.025"
358RS, 68AL/20		B6S	3510	.025"
CRAFTSMAN (SEARS)				
3000 WATT	6HP B&S	BKR5ES	2460	.030"
3600 WATT	7HP B&S GENTEK OHV	BR2-LM SLD	3841	.030"
5600 WATT	10HP B&S GENTEK OHV	BKR5ES	2460	.030"
6300 WATT	11HP B&S GENTEK OHV	BKR5ES	2460	.030"
ALL MODELS	B&S ENGINE	B2-LM	1147	.025"
DANARM				
	B&S ENGINE	B2-LM	1147	.025"
	WISCONSIN-ROBIN	B6HS #	7534	.025"
DELCO LITE				
1 SERIES A1		AB-6	2910	.025"
6G3		B6S	3510	.025"
8 SERIES EAB3		B6S	3510	.025"
8 SERIES EABW3		AB-6	2910	.025"
8 SERIES EB3		B6S	3510	.025"
8 SERIES EBA3, EBW3		AB-6	2910	.025"
8 SERIES ECW3		AB-6	2910	.025"
8 SERIES ERBW3		AB-6	2910	.025"
8 SERIES G3, M3		B6S	3510	.025"
15 SERIES C1		AB-6	2910	.025"
15 SERIES FA1		AB-6	2910	.025"
15 SERIES H1		AB-6	2910	.025"
20 SERIES AB3		B6S	3510	.025"
25 SERIES AD1		B6S	3510	.025"
25 SERIES CK1		B6S	3510	.025"
25 SERIES HD1		B6S	3510	.025"
25 SERIES RD1		B6S	3510	.025"
50 SERIES AA1	14MM HD	B6S	3510	.025"
50 SERIES AA1	18MM HD	AB-6	2910	.025"
50 SERIES AD1	14MM HD	B6S	3510	.025"
50 SERIES AD1	18MM HD	AB-6	2910	.025"
50 SERIES HA1	18MM HD	AB-6	2910	.025"
50 SERIES HD1	18MM HD	AB-6	2910	.025"
50 SERIES RA1	18MM HD	AB-6	2910	.025"
60 SERIES AD1		AB-6	2910	.025"
60 SERIES RD1		AB-6	2910	.025"
400W		B6S	3510	.025"
800W		B6S	3510	.025"
1000W		B6S	3510	.025"
1500W	14MM HD	B6S	3510	.025"
1500W	18MM HD	AB-6	2910	.025"

MAKE & MODEL	ENGINE	REGULAR PLUG	STK#	GAP
DELCO LITE Cont'd				
2500W		B6S	3510	.025"
B1, BP		AB-6	2910	.025"
EW3		AB-6	2910	.025"
GW3		AB-6	2910	.025"
DOLMAR				
GE5800	11HP ROBIN	B6ES #	7432	.025"
DUPLEX				
PE-127		AB-6	2910	.025"
QX		BR6S	3522	.025"
DYNA				
ALL MODELS	3.1HP KAWASAKI	BM6A SLD	6021	.025"
ALL MODELS	5HP B&S	B2-LM	1147	.025"
ALL MODELS	5.2HP KAWASAKI	BM6A SLD	6021	.025"
ALL MODELS	8HP B&S	B2-LM	1147	.025"
ALL MODELS	9HP HONDA OHV	BP5ES	7832	.030"
ALL MODELS	11HP B&S	B2-LM	1147	.025"
ALL MODELS	16HP B&S OHV	BKR5ES	2460	.030"
ALL MODELS	18HP TECUMSEH	BR6ES	4922	.030"
ALL MODELS	B&S VANGUARD ENGINES (V-TWIN)	BKR5ES	2460	.030"
ECHO				
ALL MODELS	5HP B&S	B2-LM	1147	.025"
ALL MODELS	8HP KOHLER	B2-LM	1147	.025"
ALL MODELS	9HP B&S VANGUARD	BKR5ES	2460	.030"
ALL MODELS	11HP B&S VANGUARD	BKR5ES	2460	.030"
ALL MODELS	14HP KOHLER OHV	BKR5ES	2460	.040"
ALL MODELS	16HP B&S VANGUARD (V-TWIN)	BKR5ES	2460	.030"
EG-460, EG-5601, EG-7601		BKR5ES	2460	.030"
EG-550		BPM4A #	5928	.028"
EG-650 (FROM 1994)		BMR4A SLD #	4004	.028"
EG-650 (TO 1993)		BPM4A #	5928	.028"
EG-750		BPM4A #	5928	.028"
EG-1500		BPR4HS #	7823	.025"
EG-1800		BM6A SLD #	6021	.028"
EG-2300		BPR4HS #	7823	.025"
EG-2400 (FROM 1994)		BR6HS # ^	3922	.028"
EG-2400 (TO 1993)		BPR4HS #	7823	.025"
EG-2600		BMR4A SLD #	4004	.028"
EG-3500		BPM4A #	5928	.028"
EG-3501 (FROM 1994)		BPR6HS #	7022	.028"
EG-3501 (TO 1993)		BPR4HS #	7823	.025"
EG-4300		BPR4HS #	7823	.025"
EG-4300E		BPR4HS #	7823	.025"
EG-5500E		BPR4HS #	7823	.025"
EG-5600E		BKR5ES	2460	.025"
EG-7600E		BKR5ES	2460	.040"
ECHO BEAR CAT				
GN5200	HONDA GX270	BPR5ES SLD #	4006	.032"
GN7100E	HONDA GX390	BPR5ES SLD #	4006	.032"



Denotes Original Equipment

^ Available in Blister Pack (see page 6)

Note: Due to different operating or engine conditions an alternate heat range plug maybe required.

MAKE & MODEL	ENGINE	REGULAR PLUG	STK#	GAP
ECHO BEAR CAT Cont'd				
IG2000	79cc	BPR6HS	7022	.028"
IG3500E	212cc	BPR6ES SLD #	4008	.032"
FAIRBANKS MORSE				
	14MM HD	B6S	3510	.025"
FORD				
KOH-175	B&S ENGINE	B2-LM	1147	.025"
KOH-350	8HP KOHLER	B2-LM	1147	.025"
KOH-500	12HP KOHLER	BPR4ES SLD ^	6578	.030"
GEN-E-MOTOR				
SEE PIONEER		---	---	---
GENERAC				
1470	14HP GENERAC OHVI	BKR5ES	2460	.030"
1645	7.8HP GENERAC OHVI	BKR5ES	2460	.030"
1646	10HP B&S GENTEK OHV	BKR5ES	2460	.030"
ALL MODELS	1.0L GENERAC	BPR6ES SLD	4008	.036"
ALL MODELS	1.2L GENERAC	BPR6ES SLD	4008	.036"
ALL MODELS	1.2L NISSAN	BPR5ES SLD #	4006	.032"
ALL MODELS	1.3L GENERAC	BPR6ES ^	7131	.025"
ALL MODELS	1.6L FIAT	BPR6ES SLD	4008	.030"
ALL MODELS	1.6L KAWASAKI	BPMR6A # ^	6726	.028"
ALL MODELS	1000cc OPEL	BP6HS #	7331	.025"
ALL MODELS	1200cc OPEL	BPR6HS	7022	.025"
ALL MODELS	1-CYL B&S	B2-LM	1147	.025"
ALL MODELS	2.5L GMC 151 ci	BPR5ES SLD	4006	.025"
ALL MODELS	3HP KAWASAKI	BPMR6A # ^	6726	.028"
ALL MODELS	5HP KAWASAKI	B6HS #	7534	.025"
ALL MODELS	5.7L GMC 350 ci	UR4	6630	.036"
ALL MODELS	7.4L GMC 454 ci	UR4	6630	.036"
ALL MODELS	B&S ENGINE	B2-LM	1147	.025"
ALL MODELS	B&S ENGINE	BKR5ES	2460	.030"
ALL MODELS	GENERAC 562 SXL	BPR5HS	6222	.025"
ALL MODELS	GENERAC MC40	BPR5HS	6222	.025"
ALL MODELS	GENERAC TXP45	BR6S	3522	.025"
ALL MODELS	LAUSON ENGINES	B6S	3510	.030"
ALL MODELS	ROBIN	B6HS #	7534	.025"
ALL MODELS	TECUMSEH	BR4-LM	4133	.030"
ALL MODELS	WISCONSIN	WR5	2438	.030"
C2400, C4000, C5000, C5000E		B2-LM	1147	.030"
C8000, C10000		BKR5ES	2460	.030"
CENTURION 3250	3.25KW SINGLE CYLINDER	BPR6ES SLD	4008	.030"
EcoGen 15KW (6103)	999cc	BKR5ES	2460	.040"
EPS-12, EPS-20		BPR5ES SLD #	4006	.032"
EPS-25		BPR6ES SLD	4008	.030"
EPS-8-AC		BKR5ES	2460	.030"
G1000, G1600		BPMR6A # ^	6726	.028"
G1000M	2.4HP MITSUBISHI GM82	BPR6HS #	7022	.028"
G2600		B6HS	7534	.025"
G4000		BPR4HS	7823	.025"
GENERAC II	1.2L GENERAC	BPR6ES SLD	4008	.036"

MAKE & MODEL	ENGINE	REGULAR PLUG	STK#	GAP
GENERAC Cont'd				
GENERAC II	16HP B&S	BKR5ES	2460	.030"
GP15000E		BKR5ES	2460	.040"
GP17500E		BKR5ES	2460	.040"
GP1800		BPR6ES SLD	4008	.030"
GP3250		BPR6ES SLD	4008	.030"
GP5500		BPR7ES	5534	.030"
GP6500/E		BPR7ES	5534	.030"
GP7500E		BPR7ES	5534	.030"
GUARDIAN 8KW (6237)	410cc	BKR5ES	2460	.020"
GUARDIAN 8KW (6245)	410cc	BKR5ES	2460	.020"
GUARDIAN 11KW (6437)	530cc	BPR6HS #	7022	.028"
GUARDIAN 11KW (6438)	530cc	BPR6HS #	7022	.028"
GUARDIAN 11KW (6439)	530cc	BPR6HS #	7022	.028"
GUARDIAN 11KW (6720)	530cc	BPR6HS #	7022	.028"
GUARDIAN 16KW (6459)	992cc	BKR5ES	2460	.040"
GUARDIAN 16KW (6461)	992cc	BKR5ES	2460	.040"
GUARDIAN 16KW (6462)	992cc	BKR5ES	2460	.040"
GUARDIAN 16KW (6721)	992cc	BKR5ES	2460	.040"
GUARDIAN 20KW (6729)	999cc	BKR5ES	2460	.040"
GUARDIAN 20KW (6730)	999cc	BKR5ES	2460	.040"
GUARDIAN 22KW (6551)	999cc	BKR5ES	2460	.040"
GUARDIAN 22KW (6552)	999cc	BKR5ES	2460	.040"
HOME & AWAY 1850		B2-LM	1147	.025"
IM60G		BR6S	3522	.030"
IX800		CR7HSA # ^	4549	.028"
IX1400		BPR7HS # ^	6422	.028"
IX1600	MODELS 5792-3	BPR7HS # ^	6422	.028"
IX2000	MODELS 5793-0, 5793-1	CR5HSB # ^	6535	.028"
IX2000	MODELS 5793-2, 5793-3	BPR6ES SLD #	4008	.032"
L4000, L4000E, L5000, L5000E		B2-LM	1147	.030"
LP3250		BPR7ES #	5534	.032"
LP5500		BPR7ES	5534	.032"
MC SERIES	1-CYLINDER OHV	BKR5ES	2460	.030"
MC SERIES	V-TWIN	BKR5ES	2460	.030"
MEGA 2500, 2500T		B2-LM	1147	.025"
MF6500		BKR5ES	2460	.030"
NP45G, NP55G, NP65G		BKR5ES	2460	.030"
NP80G, NP100G		BPR6ES SLD	4008	.025"
POWERPACT 7KW (6518)	420cc	BPR7ES SLD	3785	.030"
POWERPACT 7KW (6519)	420cc	BPR7ES SLD	3785	.030"
POWERPACT 7KW (6561)	420cc	BPR7ES SLD	3785	.030"
R3500XL		BKR5ES	2460	.030"
R4000		B6HS	7534	.025"
R6000, R8000, R8000E		BKR5ES	2460	.030"
R10000, R10000E		BKR5ES	2460	.030"
S1000		BM7A ^	6521	.025"
S1500, S2400, S4000, S4000E, S5000		B2-LM	1147	.030"
S1600		B6HS	7534	.025"
S2600		BPR4HS	7823	.025"
S4000		BR6S	3522	.030"
SG012, SG016, SG020		BPR6ES SLD	4008	.036"
SG015, SG020		TR5	2238	.036"

Lighting Plants and Generators

Denotes Original Equipment

^ Available in Blister Pack (see page 6)

Note: Due to different operating or engine conditions an alternate heat range plug maybe required.

MAKE & MODEL	ENGINE	REGULAR PLUG	STK#	GAP
GENERAC Cont'd				
SV1850		B2-LM	1147	.025"
SV2400, SV4200, SVT4200		B2-LM	1147	.030"
SVP500T		BR6S	3522	.030"
SVT5000, SVP5000, SVPE5000		B2-LM	1147	.030"
SYNERGY 20KW (6055)	999cc	BKR5ES	2460	.040"
SYNERGY 20KW (6098)	999cc	BKR5ES	2460	.040"
XE SERIES	1-CYLINDER OHV	BKR5ES	2460	.030"
XG4000		BKR5ES	2460	.030"
XG6500E		BKR5ES	2460	.030"
XG7000E		BKR5ES	2460	.030"
XG8000E		BKR5ES	2460	.030"
XG10000E	V-TWIN	BPR6HS #	7022	.028"
XL SERIES	1-CYLINDER OHV	BKR5ES	2460	.030"
XL SERIES	V-TWIN	BKR5ES	2460	.030"
XP4000		BKR5ES	2460	.030"
XP6500E		BKR5ES	2460	.030"
XP8000E		BKR5ES	2460	.030"
XP10000E		BPR6HS #	7022	.028"
GENERAL				
ALL MODELS	KAWASAKI ENGINES	BM6A SLD	6021	.025"
GEN-PRO				
GP-30, GP-50, GP-50E		BKR5ES	2460	.030"
GP-40, GP-40E, GP-48, GP-48E		BM6A SLD	6021	.025"
GP-45, GP-45E, GP-60, GP-60E		B2-LM	1147	.025"
GP-75E, GP-90E, GP-105E		BKR5ES	2460	.030"
GP-98	18HP B&S (TWIN)	B2-LM	1147	.025"
GP-110E	20HP KOHLER (TWIN)	UR4	6630	.025"
GP-150E, GP200E		BP5ES SLD	2140	.036"
GP2-30H, GP2-40H	8HP HONDA	BPR6ES SLD #	4008	.032"
GP2-50, GP2-50E	B&S VANGUARD ENGINES (V-TWIN)	BKR5ES	2460	.030"
GP2-65H, GP2-65EH	11HP HONDA	BPR6ES SLD #	4008	.032"
GP2-90E	B&S VANGUARD ENGINES (V-TWIN)	BKR5ES	2460	.030"
GILLETTE				
ALL MODELS	5.5HP B&S VANGUARD	BKR5ES	2460	.030"
ALL MODELS	5.5HP HONDA	BPR6ES SLD #	4008	.032"
ALL MODELS	8HP HONDA	BPR6ES SLD #	4008	.032"
ALL MODELS	9HP B&S VANGUARD	BKR5ES	2460	.030"
ALL MODELS	11HP B&S	B2-LM	1147	.025"
ALL MODELS	11HP HONDA	BPR6ES SLD #	4008	.032"
ALL MODELS	12.5HP B&S VANGUARD (V-TWIN)	BKR5ES	2460	.030"
ALL MODELS	13HP HONDA	BPR6ES SLD #	4008	.032"
ALL MODELS	14HP B&S VANGUARD (V-TWIN)	BKR5ES	2460	.030"

MAKE & MODEL	ENGINE	REGULAR PLUG	STK#	GAP
GILLETTE Cont'd				
ALL MODELS	16HP B&S VANGUARD (V-TWIN)	BKR5ES	2460	.030"
ALL MODELS	18HP B&S VANGUARD (V-TWIN)	BKR5ES	2460	.030"
ALL MODELS	20HP B&S VANGUARD (V-TWIN)	BKR5ES	2460	.030"
ALL MODELS	20HP KOHLER (V-TWIN)	BKR5ES	2460	.030"
ALL MODELS	1.1L FORD	BP5ES SLD	2140	.036"
GOODALL				
ALL MODELS	B&S ENGINE	B2-LM	1147	.025"
ALL MODELS	KOHLER ENGINE	B2-LM	1147	.025"
ALL MODELS	TECUMSEH	B6S	3510	.025"
GRASS WAND				
500A		BM6A SLD	6021	.025"
GRAVELY				
2000I	79cc LONCIN LC148F	BPR7ES	5534	.028"
5000 WATT	9.5HP SUBARU EX30	BR6HS # ^	3922	.028"
7500 WATT	13HP HONDA GX390	BPR6ES SLD #	4008	.032"
GRAY				
ALL MODELS		B6S	3510	.025"
LIGHT PLANT		B6S	3510	.025"
GROBAN				
ALL MODELS	5HP B&S	B2-LM	1147	.025"
ALL MODELS	5HP HONDA OHV	BP5ES SLD	2140	.030"
ALL MODELS	8HP B&S	B2-LM	1147	.025"
ALL MODELS	8HP B&S	B2-LM	1147	.025"
ALL MODELS	8HP HONDA OHV	BP5ES	7832	.030"
ALL MODELS	11HP B&S	B2-LM	1147	.025"
ALL MODELS	11HP B&S	B2-LM	1147	.025"
ALL MODELS	11HP HONDA OHV	BP5ES	7832	.030"
ALL MODELS	13HP HONDA OHV	BP5ES	7832	.030"
ALL MODELS	16HP B&S VANGUARD (V-TWIN)	BKR5ES	2460	.030"
ALL MODELS	18HP B&S (TWIN)	B2-LM	1147	.025"
ALL MODELS	18HP B&S VANGUARD (V-TWIN)	BKR5ES	2460	.030"
ALL MODELS	18HP HONDA (V-TWIN)	BP5ES	7832	.030"
ALL MODELS	20HP HONDA (V-TWIN)	BP5ES	7832	.030"
HEARTH				
ALL MODELS		B6S	3510	.025"
HOBART				
	CHRYSLER H170	BP5ES	7832	.025"
(FROM 1975)	CHRYSLER H225	BP5ES	7832	.025"
(TO 1974)	CHRYSLER H225	BP5ES	7832	.025"
	CHRYSLER HB361	XR5	3332	.025"



Denotes Original Equipment

^ Available in Blister Pack (see page 6)

Note: Due to different operating or engine conditions an alternate heat range plug maybe required.

MAKE & MODEL	ENGINE	REGULAR PLUG	STK#	GAP
HOBART Cont'd				
	CHRYSLER HB383	B6ES	7432	.025"
	CHRYSLER HT413	BP5ES	7832	.025"
	CHRYSLER IND 30	BR6S	3522	.025"
	CHRYSLER IND 32	BR6S	3522	.025"
	FORD 170 ci	WR5	2438	.025"
	FORD 200 ci	AR6FS	3323	.025"
	IHC UV549	B6S	3510	.030"
	WILLYS	B6S	3510	.025"
	WISCONSIN JD	AB-6	2910	.025"
	WISCONSIN THD	AB-6	2910	.025"
	WISCONSIN VF-4	AB-6	2910	.025"
HOME-GARD				
ALL MODELS	3.1HP KAWASAKI	BM6A SLD	6021	.025"
ALL MODELS	5.2HP KAWASAKI	BM6A SLD	6021	.025"
ALL MODELS	8HP B&S	B2-LM	1147	.025"
ALL MODELS	11HP B&S	B2-LM	1147	.025"
HOMELITE				
176B140A		B2-LM	1147	.025"
176R142A		BPR6HS	7022	.025"
178H148		BPR5ES SLD	4006	.030"
178V152		BKR5ES	2460	.030"
180HIE63		BPR5ES SLD	4006	.030"
180R162, 180RIE162		BR6HS ^	3922	.025"
190HY50		BR2-LM SLD	3841	.025"
CG4800/178H148, CG5200		BPR5ES SLD	4006	.030"
CG6300/180H163		BPR5ES SLD	4006	.030"
CGE6300/180HIE63		BR2-LM SLD	3841	.025"
CHY5000/190HHY50		BR2-LM SLD	3841	.025"
EH2500HD		BR2-LM SLD	3841	.025"
EH4400HD, EHE4400HD		BR2-LM SLD	3841	.025"
EH550HD, EHE5500HD		BR2-LM SLD	3841	.025"
EHRL4400HD		BR2-LM SLD	3841	.025"
HG3500, HGE3500		BR2-LM SLD	3841	.025"
HG50-1400, HG50-2000		BR6HS ^	3922	.025"
HG50-2500		BR6HS ^	3922	.025"
HG600		BR6HS ^	3922	.025"
HL2500, HL4400, HLE4400		BR2-LM SLD	3841	.025"
LR2500, LR4400, LRE4400		BR2-LM SLD	3841	.025"
LR5500, LRE5500		BR2-LM SLD	3841	.025"
LRI2500, LRI4400, LRIE4400		BR2-LM SLD	3841	.025"
LRI5500, LRE5500		BR2-LM SLD	3841	.025"
LRIE5500		BR2-LM SLD	3841	.025"
UT12100	79cc	CR5HSA	7840	.028"
UT905700	YAMAHA MZ300	BPR4ES SLD # ^	6578	.032"
	5HP B&S	BR2-LM SLD	3841	.025"
	7HP B&S	BR2-LM SLD	3841	.025"
	7.6HP ROBIN	BPR6HS	7022	.025"
	8HP B&S	BR2-LM SLD	3841	.025"

MAKE & MODEL	ENGINE	REGULAR PLUG	STK#	GAP
HOMELITE Cont'd				
	9HP B&S VANGUARD	BKR5ES	2460	.030"
	10HP B&S	BR2-LM SLD	3841	.025"
	11HP B&S	BR2-LM SLD	3841	.025"
	11HP ROBIN	BR6HS # ^	3922	.028"
	18MM HD	WR5	2438	.025"
	E300	CM-6 #	5812	.015"
	HOMELITE	BR6S	3522	.025"
	YAMAHA	BPR6HS #	7022	.028"
HONDA				
E300, K1, K2, K3	8HP GE300	CM-6 #	5812	.016"
E400		CM-6 #	5812	.016"
E800A		C6HSA #	3228	.028"
E900		C6HSA #	3228	.028"
E1000	4HP HONDA G40	B6HS #	7534	.025"
E1500	4HP HONDA G40	B6HS #	7534	.025"
E1500	4HP HONDA G41	B-4H #	4110	.025"
E1500K1, K2, K3	4HP HONDA G42	C6HSA #	3228	.025"
E1500K4	5HP HONDA G200	BR4HS #	3322	.025"
E2000	6.5HP HONDA G65	BR6HS # ^	3922	.028"
E2500	7HP HONDA G300	B-4H #	4110	.025"
E2500K1, K2, K3	6.5HP HONDA G65	BR6HS # ^	3922	.028"
E2500K4	7HP HONDA G300	BR4HS #	3322	.025"
E3500	10HP HONDA G400	B-4H #	4110	.025"
E3500	6.5HP HONDA G80	BR6HS # ^	3922	.028"
E3500K1	10HP HONDA G400	BR4HS #	3322	.025"
E4500	10HP HONDA G400	BP4HS-10 #	5011	.040"
EB2000i	3HP HONDA GX100	CR5HSB # ^	6535	.028"
EB2200X	5HP HONDA GX140	BPR6ES SLD #	4008	.032"
EB2500C		BPR5ES SLD #	4006	.032"
EB2500XK1	5.5HP HONDA GX160	BPR6ES SLD #	4008	.032"
EB3000	7HP HONDA G300	BR4HS #	3322	.025"
EB3000c	6.5HP HONDA GX200	BPR6ES SLD #	4008	.032"
EB3000CK1		BPR5ES SLD #	4006	.032"
EB3500X	8HP HONDA GX240	BPR6ES SLD #	4008	.032"
EB3500XK1	8HP HONDA GX240	BPR6ES SLD #	4008	.032"
EB3800X	8HP HONDA GX240	BPR6ES SLD #	4008	.032"
EB4000	10HP HONDA G400	BR4HS #	3322	.025"
EB4000	HONDA iGX270	BPR5ES SLD #	4006	.032"
EB5000	HONDA iGX390	BPR5ES SLD #	4006	.032"
EB5000I, EB5000IS	11HP HONDA GX340	BPR5ES SLD #	4006	.032"
EB5000X	11HP GX340 (FROM 1253118)	BPR5ES SLD #	4006	.032"

Lighting Plants and Generators

Denotes Original Equipment
 ^ Available in Blister Pack (see page 6)

Note: Due to different operating or engine conditions an alternate heat range plug maybe required.

MAKE & MODEL	ENGINE	REGULAR PLUG	STK#	GAP
HONDA Cont'd				
EB5000X	11HP GX340 (TO 1253117)	BPR5ES-11 #	7634	.044"
EB5000XK1	11HP HONDA GX340	BPR5ES SLD #	4006	.032"
EB5000XK2	11HP HONDA GX340	BPR5ES SLD #	4006	.032"
EB6500	HONDA iGX390	BPR5ES SLD #	4006	.032"
EB6500SX	13HP HONDA GX390	BPR5ES SLD #	4006	.032"
EB6500X	13HP HONDA GX390	BPR6ES SLD #	4008	.032"
EB7000I, EB7000IS	13HP HONDA GX390	BPR5ES SLD #	4006	.032"
EB10000	20HP HONDA GX630	ZFR5F #	7558	.032"
EB11000	20HP HONDA GX620	BPR6ES SLD #	4008	.032"
EB11000K1	20HP HONDA GX620	ZGR5A #	5077	.024"
ED150		CM-6 #	5812	.015"
ED1000K1, 2, 3	4HP HONDA G42	C6HSA #	3228	.025"
ED1000K4	5HP G200 (FROM 1556008)	BR4HS #	3322	.025"
ED1000K4	5HP G200 (TO 1556007)	BR4HS #	3322	.025"
EG200Z	5HP G200 (FROM 1556008)	BPR4HS #	7823	.025"
EG650	2.2HP HONDA G100	BMR4A SLD #	4004	.028"
EG1000A	3.5HP HONDA G150	BR4HS #	3322	.025"
EG1000Z	3.5HP HONDA G150 (FROM 1380695)	BR4HS #	3322	.025"
EG1400X	3.5HP HONDA GX110	BPR6ES SLD #	4008	.032"
EG1400XK1	4HP HONDA GX120	BPR6ES SLD #	4008	.032"
EG1400Z	3.5HP HONDA G150 (FROM 1380695)	BR4HS #	3322	.025"
EG1500	4HP HONDA G41	B-4H #	4110	.025"
EG1500K3	4HP HONDA G42	C6HSA #	3228	.025"
EG1500K4	5HP G200 (FROM 1556008)	BR4HS #	3322	.025"
EG1500K4	5HP G200 (TO 1556007)	BR4HS #	3322	.025"
EG1800Z	5HP G200 (FROM 1556008)	BR4HS #	3322	.025"
EG2200X	5HP HONDA GX140	BPR6ES SLD #	4008	.032"
EG2500XK1	5.5HP HONDA GX160	BPR6ES SLD #	4008	.032"
EG3500X	8HP HONDA GX240	BPR5ES SLD #	4006	.032"
EG3500XK1	8HP HONDA GX240	BPR5ES SLD #	4006	.032"
EG4000	9HP HONDA GX270	BPR5ES SLD #	4006	.032"
EG4000CL	9HP HONDA GX270	BPR5ES SLD #	4006	.032"
EG5000	HONDA GX390	BPR5ES SLD #	4006	.032"
EG5000CL	13HP HONDA GXV390	BPR5ES SLD #	4006	.032"
EG5000X	11HP GX340 (FROM 1253118)	BPR5ES SLD #	4006	.032"

MAKE & MODEL	ENGINE	REGULAR PLUG	STK#	GAP
HONDA Cont'd				
EG5000X	11HP GX340 (TO 1253117)	BPR5ES-11 #	7634	.044"
EG5000XK1	11HP HONDA GX340	BPR5ES SLD #	4006	.032"
EG6500	HONDA GX390	BPR5ES SLD #	4006	.032"
EG6500CL	13HP HONDA GXV390	BPR5ES SLD #	4006	.032"
EL5000	13HP HONDA GX360	BPR6HS-10 #	2633	.040"
EM300, K1, K2, K3	8HP GE300	CM-6 #	5812	.016"
EM400, K1	8HP GE300	CM-6 #	5812	.016"
EM500 (FROM 1138370)		BPMR4A-10 #	6328	.040"
EM500 (TO 1138369)		BPMR6A-10 #	1029	.040"
EM600		BPMR4A-10 #	6328	.040"
EM650	2.2HP GE100	BMR4A SLD #	4004	.028"
EM1600	5HP GE200	BR4HS #	3322	.025"
EM1600K4	5HP G200 (FROM 1556008)	BR4HS #	3322	.025"
EM1600X	5HP HONDA GX140	BPR6ES SLD #	4008	.032"
EM1800	5HP G200 (FROM 1556008)	BPR4HS #	7823	.025"
EM1800	5HP GE200	BPR4HS #	7823	.025"
EM1800X	5HP HONDA GX140	BPR6ES SLD #	4008	.032"
EM1800XK1	5.5HP HONDA GX160	BPR6ES SLD #	4008	.032"
EM2200	5HP HONDA G200	BPR4HS-10 #	5024	.040"
EM2200X	5HP HONDA GX140	BPR6ES SLD #	4008	.032"
EM2500C		BPR5ES SLD #	4006	.032"
EM2500XK1	5.5HP HONDA GX160	BPR6ES SLD #	4008	.032"
EM3000	7HP HONDA G300	BPR4HS-10 #	5024	.040"
EM3000C		BPR5ES SLD #	4006	.032"
EM3500SX	8HP HONDA GX240	BPR5ES SLD #	4006	.032"
EM3500X	8HP HONDA GX240	BPR5ES SLD #	4006	.032"
EM3500XK1	8HP HONDA GX240	BPR5ES SLD #	4006	.032"
EM3800SX	8HP HONDA GX240	BPR5ES SLD #	4006	.032"
EM4000	10HP HONDA G400	BPR4HS-10 #	5024	.040"
EM4000S	HONDA iGX270	BPR5ES SLD #	4006	.032"
EM5000IS	11HP GX340 (FROM 1253118)	BPR5ES SLD #	4006	.032"
EM5000IS	11HP GX340 (TO 1253117)	BPR5ES-11 #	7634	.044"
EM5000S	HONDA iGX390	BPR5ES SLD #	4006	.032"
EM5000SX	11HP GX340 (FROM 1253118)	BPR5ES SLD #	4006	.032"
EM5000SX	11HP GX340 (TO 1253117)	BPR5ES-11 #	7634	.044"
EM5000SX	HONDA iGX390	BPR5ES SLD #	4006	.032"
EM5000SXK1, EM5000SXK2	11HP HONDA GX340	BPR5ES SLD #	4006	.032"
EM5000X	11HP GX340 (FROM 1253118)	BPR5ES SLD #	4006	.032"
EM5000X	11HP GX340 (TO 1253117)	BPR5ES-11 #	7634	.044"



Denotes Original Equipment

^ Available in Blister Pack (see page 6)

Note: Due to different operating or engine conditions an alternate heat range plug maybe required.

MAKE & MODEL	ENGINE	REGULAR PLUG	STK#	GAP
HONDA Cont'd				
EM500K1		BPMR4A-10 #	6328	.040"
EM6000		BPR5ES SLD #	4006	.032"
EM6000GPA	13HP HONDA GX390	BPR6ES SLD #	4008	.032"
EM6500S	HONDA iGX390	BPR5ES SLD #	4006	.032"
EM6500SX	HONDA iGX390	BPR5ES SLD #	4006	.032"
EM6500SXX1	13HP HONDA GX390	BPR6ES SLD #	4008	.032"
EM7000iS	13HP HONDA GX390	BPR6ES SLD #	4008	.032"
EMS4000	10HP HONDA G400	BPR4HS-10 #	5024	.040"
EMS4500	10HP HONDA G400	BPR4HS-10 #	5024	.040"
EN2000	4.6HP HONDA GC160	BPR6ES SLD #	4008	.032"
EN2500	4.6HP HONDA GC160	BPR6ES SLD #	4008	.032"
EN3500	8HP HONDA GX240	BPR5ES SLD #	4006	.032"
EN5000	11HP HONDA GX340	BPR5ES SLD #	4006	.032"
EP2500CX1		BPR5ES SLD #	4006	.032"
ER400	8HP GE300	CM-6 #	5812	.016"
ER1500	4HP HONDA G41	B-4H #	4110	.025"
ES3500	6.5HP HONDA G80	BR6HS # ^	3922	.028"
ES3500K1, K2	10HP HONDA G400	BR4HS #	3322	.025"
ES4500	10HP HONDA G400	BP4HS-10 #	5011	.040"
ES6500	13HP HONDA GX360	BPR6HS-10 #	2633	.040"
ES6500K1, K2	13HP HONDA GX360	BPR6HS #	7022	.028"
ET4500	10HP HONDA G400	BP4HS-10 #	5011	.040"
EU1000i, EU1000iA2	2.5HP GXH50 EZGA SERIAL # 1000001-1224008 (AN-TYPE), 1000001-1224037 (AC TYPE)	CR5HSB # ^	6535	.028"
EU1000i, EU1000iA2	2.5HP GXH50 EZGA SERIAL # 1224009-9999999 (AN-TYPE), 1224038-1240866 (AC TYPE), 1204867-9999999 (A-TYPE), EAAT SERIAL # 1000001-9999999 (A-TYPE)	LR4C-E #	94931	0.028"
EU2000i COMPANION	HONDA GX100	CR5HSB # ^	6535	.028"
EU2000i, EU2000iA	HONDA GX100	CR5HSB # ^	6535	.028"
EU3000i HANDI	HONDA GX160	BPR6ES SLD #	4008	.032"
EU3000iS	HONDA GX200 EZGF-1000001 through 1500013	BPR5ES SLD #	4006	.032"
EU3000iS	HONDA GX200 EZGF-1500014 through 9999999	BPR6ES SLD #	4008	.032"
EU3000iSA	6.5HP HONDA GX200	BPR6ES SLD #	4008	.032"
EU6500iS	6.5HP	BPR5ES SLD #	4006	.032"

MAKE & MODEL	ENGINE	REGULAR PLUG	STK#	GAP
HONDA Cont'd				
EU7000iS	HONDA GX390 EFI	BPR6ES SLD #	4008	.032"
EUX1000	2.5HP HONDA GXH50	CR5HSB # ^	6535	.028"
EV4000	10HP HONDA G400	BPR6HS-10 #	2633	.040"
EV4010	13HP HONDA GX360	BPR4HS #	7823	.025"
EV4010, EVD4010 - RV	13HP HONDA GX360	BPR4HS #	7823	.025"
EV6010	13HP HONDA GX360	BPR4HS #	7823	.025"
EV6010 - RV	13HP HONDA GX360	BPR4HS #	7823	.025"
EVD4010	13HP HONDA GX360	BPR4HS #	7823	.025"
EW140	8HP HONDA GX240	BPR5ES SLD #	4006	.032"
EW170	10HP HONDA GE400	BR4HS #	3322	.025"
EW171, EXW171S	11HP HONDA GX340 (FROM 1253118)	BPR5ES SLD #	4006	.032"
EW171, EXW171S	11HP HONDA GX340 (TO 1253117)	BPR5ES-11 #	7634	.044"
EW171, EXW171S	11HP HONDA X340 (FROM 1253118)	BPR5ES-11 #	7634	.044"
EW171K1	11HP HONDA GX340	BPR5ES SLD #	4006	.032"
EX100		BR4HS #	3322	.025"
EX350	3.5HP HONDA GE35	BMR6A SLD #	4002	.028"
EX650	2.2HP HONDA GE100	BMR4A SLD #	4004	.028"
EX700C	2.5HP HONDA GXH50	CR5HSB # ^	6535	.028"
EX800	2.2HP HONDA G100	BPR4HS-10 #	5024	.040"
EX1000	2.2HP HONDA G101A 2	BMR4A SLD #	4004	.028"
EX1000	2.2HP HONDA G101A	BMR4A SLD #	4004	.028"
EX2200	5HP HONDA GX140	BPR6ES SLD #	4008	.032"
EX3300S, SK1	8HP HONDA GX240	BPR5ES SLD #	4006	.032"
EX4500S	11HP HONDA GX340 (FROM 1253118)	BPR5ES SLD #	4006	.032"
EX4500S	11HP HONDA GX340 (TO 1253117)	BPR5ES-11 #	7634	.044"
EX4500SK1	11HP HONDA GX340	BPR5ES SLD #	4006	.032"
EX5500	13HP HONDA GX360	BPR6HS-10 #	2633	.040"
EX5500K1, K2	13HP HONDA GX360	BPR6HS #	7022	.028"
EX6500	13HP HONDA GX360	BPR6HS-10 #	2633	.040"
EX6500K1	13HP HONDA GX360	BPR4HS #	7823	.025"
EZ1400	4HP HONDA GX120	BPR6ES SLD #	4008	.032"
EZ2500	5.5HP HONDA GX160	BPR6ES SLD #	4008	.032"

Lighting Plants and Generators

Denotes Original Equipment

^ Available in Blister Pack (see page 6)

Note: Due to different operating or engine conditions an alternate heat range plug maybe required.

MAKE & MODEL	ENGINE	REGULAR PLUG	STK#	GAP
HONDA Cont'd				
EZ3500	8HP HONDA GX240	BPR5ES SLD #	4006	.032"
EZ5000	11HP HONDA GX340	BPR5ES SLD #	4006	.032"
JACKSON				
ALL MODELS		AB-6	2910	.030"
JOHN DEERE				
225		BMR6A SLD	4002	.025"
250G, 440G, 550GE		B2-LM	1147	.025"
325, 375		B6S	3510	.025"
500		B6S	3510	.025"
550		BR6HS ^	3922	.030"
650		B6S	3510	.025"
750, 1000, 1100, 1400		BR6S	3522	.030"
1750W		B6S	3510	.025"
1800, 2300, 3200		BPR4HS	7823	.030"
3000W		B6S	3510	.025"
4000		BR6HS ^	3922	.030"
4000W		B6S	3510	.025"
5000		BR4HS	3322	.030"
5000W		BR6HS ^	3922	.024"
AC-G3010H	HONDA GX160	BPR5ES SLD #	4006	.032"
AC-G3010H	HONDA GX160	BPR5ES SLD #	4006	.032"
AC-G5010S	SUBARU EX27	BR6HS # ^	3922	.028"
AC-G5010S	SUBARU EX27	BR6HS # ^	3922	.028"
AC-G6010H	HONDA GX390	BPR5ES SLD #	4006	.032"
AC-G6010H	HONDA GX390	BPR5ES SLD #	4006	.032"
AC-G6010H-E	HONDA GX390	BPR5ES SLD #	4006	.032"
AC-G6010H-E	HONDA GX390	BPR5ES SLD #	4006	.032"
AC-G6010S	SUBARU EX40	BR6HS # ^	3922	.028"
AC-G6010S	SUBARU EX40	BR6HS # ^	3922	.028"
AC-G6010S-E	SUBARU EX40	BR6HS # ^	3922	.028"
AC-G6010S-E	SUBARU EX40	BR6HS # ^	3922	.028"
AC-G7510H	HONDA GX390	BPR5ES SLD #	4006	.032"
AC-G7510H	HONDA GX390	BPR5ES SLD #	4006	.032"
AC-G7510H-E	HONDA GX390	BPR5ES SLD #	4006	.032"
AC-G7510H-E	HONDA GX390	BPR5ES SLD #	4006	.032"
AC-G8010S	SUBARU EX40	BR6HS # ^	3922	.028"
AC-G8010S	SUBARU EX40	BR6HS # ^	3922	.028"
AC-G8010S-E	SUBARU EX40	BR6HS # ^	3922	.028"
AC-G8010S-E	SUBARU EX40	BR6HS # ^	3922	.028"
AC-G14010H	HONDA GX630	ZFR5F #	7558	.032"
AC-G14010H	HONDA GX630	ZFR5F #	7558	.032"
DP6000		BPR4ES SLD ^	6578	.030"
G2500K, G4400K, G5500K & KE		BPR5ES SLD	4006	.030"
KATOLIGHT				
1 CYL AIR-COOLED DC		B6S	3510	.025"
B&S ENGINES		B2-LM	1147	.025"
CHRYSLER IND 32		B6S	3510	.025"
IHC U-450		B6S	3510	.025"
KAWASAKI				
GA 550	76cc 1-CYL F/C	BMR6A SLD #	4002	.028"
GA1000	129cc 1-CYL F/C	BR6S #	3522	.025"
GA1400	129cc 1-CYL F/C	BR6S #	3522	.025"
GA1800		BPR4HS #	7823	.025"
GA2300 (FROM 1984)		BPR4HS #	7823	.025"

MAKE & MODEL	ENGINE	REGULAR PLUG	STK#	GAP
KAWASAKI Cont'd				
GA2300 (TO 1984)		B6S #	3510	.025"
GA3200		BPR4HS #	7823	.025"
GD550		BMR6A SLD #	4002	.028"
GD700	76cc 1-CYL F/C	BMR6A SLD #	4002	.028"
GE2200	286cc 1-CYL OHV 4-Stroke	BPR5ES SLD #	4006	.032"
GE2900	286cc 1-CYL OHV 4-Stroke	BPR5ES SLD #	4006	.032"
GE4000, GE4500	397cc 1-CYL OHV 4-Stroke	BPR5ES SLD #	4006	.032"
GE4300	286cc 1-CYL OHV 4-Stroke	BPR5ES SLD #	4006	.032"
GE5000	286cc 1-CYL OHV 4-Stroke	BPR5ES SLD #	4006	.032"
KG500		BM6A SLD #	6021	.028"
KG600, KG700, KG750		B6HS #	7534	.025"
KG900		B6S #	3510	.025"
KG1000		B6S #	3510	.025"
KG1100B		BR6S #	3522	.025"
KG1300, KG1500		B6HS #	7534	.025"
KG1600	(FROM 1995)	BR6HS # ^	3922	.028"
KG1600	(TO 1994)	B6HS #	7534	.025"
KG2300, KG2600, KG2900		B6S #	3510	.025"
KG4000		BR6HS # ^	3922	.028"
KG5000	(FROM 1983)	BR4HS #	3322	.025"
KG5000	(TO 1983)	BM6A SLD #	6021	.028"
PP4000	250cc 4KW 1-CYL OHV	BPR5ES SLD #	4006	.032"
PP6000	352cc 6KW 1-CYL OHV	BPR5ES SLD #	4006	.032"
KINGSTON				
KING-AURORA		BR6S	3522	.025"
KIPOR				
IG1000	1.3HP 1-CYL 4-Stroke OHV	CR6HSA	2983	.028"
IG2000	2.2HP 1-CYL 4-Stroke OHV	CR6HSA	2983	.028"
IG3000	4HP 1-CYL 4-Stroke OHV	BPR6ES SLD	4008	.036"
IG3000E	4HP 1-CYL 4-Stroke OHV	BPR6ES SLD	4008	.036"
IG6000	7.7HP 1-CYL 4-Stroke OHV	BPR6ES SLD	4008	.036"
IG6000H	7.7HP 1-CYL 4-Stroke OHV	BPR6ES SLD	4008	.036"
KGE1000TI	1.3HP	CR6HSA	2983	.028"
KGE2000TI	2.2HP	CR6HSA	2983	.028"
KGE2400X	4HP 1-CYL 4-Stroke OHV	BPR6ES SLD	4008	.036"
KGE3000TI	4HP 1-CYL 4-Stroke OHV	BPR6ES SLD	4008	.036"
KGE5500E	7.7HP 1-CYL 4-Stroke OHV	BPR6ES SLD	4008	.036"
KOHLER				
	7HP L160, L161	B6S	3510	.025"
	17HP KT17	UR4	6630	.025"
	18MM HEAD B&S	AB-6	2910	.025"
	19HP KT19	UR4	6630	.025"
	21HP KT21	UR4	6630	.025"
	14MM HEAD B&S	B-2	3110	.025"



Denotes Original Equipment

^ Available in Blister Pack (see page 6)

Note: Due to different operating or engine conditions an alternate heat range plug maybe required.

MAKE & MODEL	ENGINE	REGULAR PLUG	STK#	GAP
KOHLER Cont'd				
	DAIHATSU FE	BP5ES	7832	.025"
	WISCONSIN VH4D	AB-6	2910	.025"
1 KW, 2.5 KW	7HP K160, K161	B6S	3510	.025"
1.5 KW	4HP K90, K91	B6S	3510	.025"
1.5 KW, 3 KW	MM25	BR6S	3522	.025"
1.5 KW, 3.5 KW	12.5HP K330, K331	B6S	3510	.025"
1.75MBFM		BMR6A SLD	4002	.025"
1.75MBM25, 1.75MFM, 1.75MM25		BR6S	3522	.025"
2 KW, 3.5 KW, 5 KW	10HP K241	B-6L	3212	.025"
2 KW, 3.5 KW, 5 KW	L600	BR6S	3522	.025"
2.25MBFM25, 2.25MBFM45, 2.25MBM25		BMR6A SLD	4002	.025"
2.5 KW	8HP K181	B6S	3510	.025"
2.5 KW	K160, K161	B6S	3510	.025"
2.5MV55	7HP K160, K161	BR6S	3522	.025"
3 KW	3MM25	B6S	3510	.025"
3MMV55		BR6S	3522	.025"
3.5 CFZ, 5CFZ - MARINE	13HP HONDA L/C	BPR6HS #	7022	.028"
3.5MBFM45, 3.5MBFM65		BMR6A SLD	4002	.025"
3.5MBM25, 3.5MBM65		BMR6A SLD	4002	.025"
3.5MFM45, 3.5MFM65		BR6S	3522	.025"
3.5MM25, 3.5MM65		BR6S	3522	.025"
4 KW	4CM21	B-6L	3212	.025"
4A-23, 7.5A-23		B6S	3510	.025"
4CM21, 5CMK21		B-6L	3212	.025"
4CZ, 6.5CZ - MARINE	13HP HONDA L/C	BPR6HS #	7022	.028"
5 KW	5CMK21	B-6L	3212	.025"
5 KW	7HP L160	B6S	3510	.025"
5 KW, 10 KW	FC ENGINE 18MM HD	AB-6	2910	.030"
5 KW, 6.5 KW	24HP K662	BR6S	3522	.025"
5MBM25, 5MBM65		BMR6A SLD	4002	.025"
5MFM45		BR6S	3522	.025"
5MM25, 5MM65		B-6L	3212	.025"
8C, 10C, 12.5C - MARINE	1.1L FORD	TR5	2238	.036"
8C, 10C, 12.5C - MARINE	1.1L FORD	TR5	2238	.036"
10 KW	WAUKESHA 180GLB	AB-6	2910	.025"
15 KW	WAUKESHA 185GLB	AB-6	2910	.025"
25R81, 25KW	GASOLINE	B6S	3510	.025"
25R81, 25KW	PROPANE	B6S	3510	.017"
35 KW	WAUKESHA 195GL	AB-6	2910	.025"
50 KW, 100 KW	GASOLINE	AB-6	2910	.025"
50 KW, 100 KW	PROPANE	AB-6	2910	.017"
75R81		AB-6	2910	.025"
350 WATT	2.7HP K7	BR6S	3522	.025"
500 WATT	4HP K90, K91	B6S	3510	.025"
750 WATT	4HP K12	BR6S	3522	.025"
800 WATT	14MM HEAD B&S	BR2-LM SLD	3841	.025"
800 WATT	18MM HEAD B&S	WR5	2438	.025"
L160, L161, 5 KW-L160		B6S	3510	.025"
L654		B6S	3510	.025"

MAKE & MODEL	ENGINE	REGULAR PLUG	STK#	GAP
KOHLER Cont'd				
S, D, 1 KW	D ENG 18MM HEADS	AB-6	2910	.025"
KUBOTA				
A350, A400, A500	GN550	BM4A SLD #	4000	.028"
A650	GS130	BP4HS-10 #	5011	.040"
A800	GS130	BP4HS #	3611	.025"
A1000, A1200, A1400	GS130	BP4HS #	3611	.025"
A1800	GN1850	BP4HS-10 #	5011	.040"
A2000, A2100, A2500	GN2500	BP4HS-10 #	5011	.040"
A2400, A3050	GS280	BP4HS #	3611	.025"
A3000	GN2500	BP4HS-10 #	5011	.025"
A3500	GS280	BP4HS #	3611	.025"
AE4500	GH280	BPR6HS #	7022	.028"
AE5500	GH400	BPR4HS-10 #	5024	.040"
AE6500	GH400	BPR4HS-10 #	5024	.040"
AV650	GS90	BMR4A SLD #	4004	.028"
AV1600	GH120	BPR6HS #	7022	.028"
AV2500	GH170	BPR6HS #	7022	.028"
AV3800	GH250	BPR6HS #	7022	.028"
AV4500	GH280	BPR6HS #	7022	.028"
AV5500, AV6500	GH400	BPR4HS-10 #	5024	.040"
NA400, NA500, NA510, NA600	GS90	BMR4A SLD #	4004	.028"
NA1500, NA1800, NA1900, NA2200	GS200	BPR4HS #	7823	.025"
NA2000, NA2400, NA2500, NA2600	GS280	BPR4HS #	7823	.025"
NA3000, NA3050, NA3200, NA3500	GS280	BPR4HS #	7823	.025"
LEAR				
MCCULLOCH ENGINES		BM7F	6421	.025"
ROPER ENGINES		BM7A ^	6521	.025"
LITTLE WONDER				
ALL MODELS		BM6A SLD	6021	.025"
MAKITA				
G1200R	143cc SUBARU-ROBIN EY15D	BR6HS # ^	3922	.028"
G2400R	183cc SUBARU-ROBIN EY20D	BR6HS # ^	3922	.028"
G2410R	172cc SUBARU-ROBIN EH17D	B6HS #	7534	.025"
G2800R		BR6HS # ^	3922	.028"
G3500R, G3501R	273cc SUBARU-ROBIN EY28D	BPR6HS #	7022	.028"
G3510R, G3511R	251cc SUBARU-ROBIN EH25D	B6HS #	7534	.025"
G5500R, G5501R	388cc SUBARU-ROBIN EY40D	BPR4HS #	7823	.025"
G5710R, G5711R	338cc SUBARU-ROBIN EH34D	BR6ES #	4922	.024"
MALL				
	14MM HD	B6S	3510	.025"
	18MM HD	AB-6	2910	.025"
MASE				
SX 2200	6HP SUBARU-ROBIN EH17, EX17	BR6HS # ^	3922	.028"
MASTER				
ALL MODELS	5.5HP HONDA	BP5ES	7832	.030"
ALL MODELS	8HP HONDA	BP5ES	7832	.030"

Lighting Plants and Generators

Denotes Original Equipment

^ Available in Blister Pack (see page 6)

Note: Due to different operating or engine conditions an alternate heat range plug maybe required.

MAKE & MODEL	ENGINE	REGULAR PLUG	STK#	GAP
MASTER Cont'd				
ALL MODELS	9HP HONDA	BP5ES	7832	.030"
ALL MODELS	11HP HONDA	BP5ES	7832	.030"
ALL MODELS	13HP HONDA	BP5ES	7832	.030"
LTG235		B6S	3510	.025"
MG1500		B6S	3510	.025"
MG2000		B6S	3510	.025"
MG3000		B6S	3510	.025"
MG4000		B6S	3510	.025"
MGH3000, MGH4000, MGH4000BI		BP5ES	7832	.030"
MGH5000, MGH5000BI, MGH6000		BP5ES	7832	.030"
MGH6000BI, MGH7000, MGH7000BI		BP5ES	7832	.030"
MCCULLOCH				
ALL OTHER MODELS		BM6A SLD	6021	.025"
H-1500		BR6S	3522	.025"
H-2000, H-3000		BR6S	3522	.025"
HP-1200		BR6S	3522	.025"
HP-2000, HP-3000		BR6S	3522	.025"
HP-3500, HP-3500 DELUXE		BR6S	3522	.025"
HP-5000, HP-5000 DELUXE		BR6S	3522	.025"
MARK I, MARK II, MARK III		BR6S	3522	.025"
MPP1500E		B-4H	4110	.025"
MPP2300E		B-4H	4110	.025"
MPP3500E		B-4H	4110	.025"
MPP600E, MPP800E		B-4H	4110	.025"
RA120, RA150		BMR6A SLD	4002	.025"
RA200		BMR6A SLD	4002	.025"
RA330		BMR6A SLD	4002	.025"
RA400ES		BMR6A SLD	4002	.025"
MERC-O-TRONC				
LIGHTING ALT./GEN.		BM6A SLD	6021	.025"
MIDCO				
	LAUSON ENGINES	B2-LM	1147	.025"
MILCO				
	B&S ENGINE	B2-LM	1147	.025"
mitsubishi				
GM 131		BPR5ES SLD #	4006	.032"
GM 181		BPR5ES SLD #	4006	.032"
GM 291		BPR5ES SLD #	4006	.032"
GM 301		BPR5ES SLD #	4006	.032"
GM 391		BPR5ES SLD #	4006	.032"
GM 401		BPR5ES SLD #	4006	.032"
MG 3000		BR6S #	3522	.025"
MG 3001		BPR5ES SLD #	4006	.032"
MGA1800	4HP OHV	BPR5ES SLD #	4006	.032"
MGA2900	6HP OHV	BPR5ES SLD #	4006	.032"
MGC1101	2.4HP OHV	BPR6HS #	7022	.028"
MGE1800	4HP OHV	BPR5ES SLD #	4006	.032"
MGE200A WELDER	13HP OHV	BPR5ES SLD #	4006	.032"
MGE2900	6HP OHV	BPR5ES SLD #	4006	.032"
MGE4000	8HP OHV	BPR5ES SLD #	4006	.032"
MGE4800	10HP OHV	BPR5ES SLD #	4006	.032"

MAKE & MODEL	ENGINE	REGULAR PLUG	STK#	GAP
MITSUBISHI Cont'd				
MGE5800	13HP OHV	BPR5ES SLD #	4006	.032"
MGE6700	13HP OHV	BPR5ES SLD #	4006	.032"
MGW200A WELDER	13HP OHV	BPR5ES SLD #	4006	.032"
MOTOR GENERATOR				
424		B6S	3510	.025"
595, 596, 597		B6S	3510	.025"
606, 609		B6S	3510	.025"
619		B6S	3510	.030"
620, 621		B6S	3510	.030"
622,623,624,625,626		B6S	3510	.030"
MQ POWER				
	4.6HP WISCONSIN (GAS)	B6HS #	7534	.024"
	7.5HP WISCONSIN	B6HS #	7534	.024"
	8HP HONDA OHV	BP5ES	7832	.030"
	11HP HONDA OHV	BP5ES	7832	.030"
	11HP WISCONSIN	B6HS #	7534	.024"
	SUBARU-ROBIN EY25	B6HS #	7534	.024"
	SUBARU-ROBIN EY40DS	BPR4HS #	7823	.024"
MTA				
DC ARC WELDER	13HP HONDA	BP5ES	7832	.030"
MTD				
	B&S ENGINE	B2-LM	1147	.025"
	B&S ENGINE (V-TWIN)	B2-LM	1147	.025"
NISSAN				
GX1000, GX1600		BM6A SLD	6021	.025"
GX2600	5HP KAWASAKI	BPR5ES SLD #	4006	.032"
GX4000	7.5HP KAWASAKI	BP4HS #	3611	.028"
LD20	DIESEL	Y-204TS1 #	3829	---
LD28	DIESEL	Y-204TS1 #	3829	---
NORTHERN PRO				
	8HP HONDA OHV	BPR5ES SLD #	4006	.032"
	9HP HONDA OHV	BPR5ES SLD #	4006	.032"
	13HP HONDA OHV	BPR5ES SLD #	4006	.032"
	16HP B&S VANGUARD (V-TWIN)	BKR5ES	2460	.030"
	20HP B&S VANGUARD (V-TWIN)	BKR5ES	2460	.030"
	20HP HONDA (V-TWIN)	BPR5ES SLD #	4006	.032"
	20HP KOHLER (V-TWIN)	BKR5ES	2460	.030"
	25HP KOHLER (V-TWIN)	BKR5ES	2460	.030"
	B&S ENGINE	B2-LM	1147	.025"
NORTHSTAR				
	9HP HONDA OHV	BPR5ES SLD #	4006	.032"



Denotes Original Equipment

^ Available in Blister Pack (see page 6)

Note: Due to different operating or engine conditions an alternate heat range plug maybe required.

MAKE & MODEL	ENGINE	REGULAR PLUG	STK#	GAP
NORTHSTAR Cont'd				
	13HP HONDA OHV	BPR5ES SLD #	4006	.032"
O & R (ORLINE)				
ALL MODELS		BM6A SLD	6021	.025"
ONAN				
2.5 MAJB - MARINE		B-6L	3212	.025"
2.7 AJ SPEC. K-N		BMR6A SLD	4002	.025"
2.8 MICRO		BPR4HS	7823	.030"
3.0 AJ		TR5	2238	.025"
3.0 MAJB - MARINE		B-6L	3212	.025"
4.0 BGD/E		TR5	2238	.025"
4.0 MICRO		BPR5ES SLD	4006	.025"
4.5 MCE - MARINE		TR5	2238	.025"
6.5 MCE - MARINE		TR5	2238	.025"
6.5NH SPEC. A-D		B-6L	3212	.025"
6.5NH SPEC. J & K		BR6ES	4922	.025"
6.5NH-CR-16004N		BR6ES	4922	.025"
6.5NH-CR-16004P		TR5	2238	.025"
6.5NHD/E		TR5	2238	.025"
6.5NHE		TR5	2238	.025"
8.0 MME - MARINE		BPR5ES SLD	4006	.025"
9.0 MME - MARINE		BPR5ES SLD	4006	.025"
AJ		B-6L	3212	.025"
BF GEMINI		B-6L	3212	.020"
CCK (LIGHT SERVICE)		B-4L	3112	.025"
CCK (NATURAL GAS)		B7S	3710	.015"
CCK (NORMAL SERVICE)		B-6L	3212	.025"
MAJ, MJA, MCK - MARINE		B-6L	3212	.025"
MARQUIS I/III		TR4	3754	.025"
MJB, MJC, MKH - MARINE		B-6L	3212	.025"
NH GEMINI		B-6L	3212	.020"
PRO 4000, 4000E		BPR4HS	7823	.030"
PRO 5000, 5000E		TR5	2238	.025"
PRO 6000E		TR5	2238	.025"
OVERLITE				
	B&S ENGINE	B2-LM	1147	.030"
	ONAN CCK	B-6L	3212	.025"
	TECUMSEH HH-100	BR6S	3522	.025"
	WISCONSIN-ROBIN	B6HS #	7534	.025"
PALMER				
INTERNATIONAL		AB-6	2910	.025"
PINCOR				
	B&S ENGINE	B2-LM	1147	.025"
	SUBARU-ROBIN (EXC. EY21)	B6HS #	7534	.025"
	SUBARU-ROBIN (WITH EY21)	B6S #	3510	.025"
PIONEER				
700F (HEAVY SERVICE)		B8S	3810	.025"
700F (LIGHT SERVICE)		B6S	3510	.025"
700G (HEAVY SERVICE)		B8S	3810	.025"
700G (LIGHT SERVICE)		B6S	3510	.025"
BLUE DIAMOND	PIONEER	B6S	3510	.025"
GOLD CROWN	14MM HEAD B&S	B2-LM	1147	.025"

MAKE & MODEL	ENGINE	REGULAR PLUG	STK#	GAP
PIONEER Cont'd				
GOLD CROWN	18MM HEAD B&S	AB-6	2910	.025"
GOLD CROWN	PIONEER	B6S	3510	.025"
GOLD CROWN	WISCONSIN	AB-6	2910	.030"
PLUS POWER				
	3HP WISCONSIN	B6HS #	7534	.024"
	4HP WISCONSIN	B6HS #	7534	.024"
	8HP WISCONSIN	AB-6	2910	.025"
	11HP WISCONSIN	B6HS #	7534	.024"
POLARIS INDUSTRIES				
P1000I		UR5 #	2771	.028"
P1300	3.5HP SUBARU-ROBIN 4-Stroke	BR6HS # ^	3922	.028"
P2000I		UR5 #	2771	.028"
P2800	6HP SUBARU-ROBIN 4-Stroke OHV	BR6HS # ^	3922	.028"
P3000I		GR5	2851	.024"
P4100	8.5HP SUBARU-ROBIN 4-Stroke OHV	BR6HS # ^	3922	.028"
P6100	11HP SUBARU-ROBIN 4-Stroke OHV	BPR6ES SLD #	4008	.032"
P7500	13.5HP SUBARU-ROBIN 4-Stroke OHV	BPR5ES SLD #	4006	.032"
P12000	22HP SUBARU-ROBIN 4-Stroke OHV	BPR6ES SLD #	4008	.032"
PORTER CABLE				
BS600-W	11HP B&S INDUSTRIAL	BKR5ES	2460	.030"
BSI550-W, BSI525-W	10HP B&S GENPOWER OHV	BKR5ES	2460	.030"
BSV750-W	13HP B&S VANGUARD OHV	BKR5ES	2460	.030"
BSV800	14HP B&S VANGUARD TWIN OHV	BKR5ES	2460	.030"
CH250	5HP HONDA OHC	BPR6ES SLD #	4008	.032"
CH350CS	6.5HP HONDA OHV	BPR6ES SLD #	4008	.032"
DBSI325	6HP B&S GENPOWER OHV	BKR5ES	2460	.030"
H1000	20HP HONDA TWIN OHV	BPR6ES SLD #	4008	.032"
H450CS, H451CS-W	9HP HONDA OHV	BPR5ES SLD #	4006	.032"
H650CS	13HP HONDA OHV	BPR5ES SLD #	4006	.032"
POULAN				
ALTERNATOR		B6S	3510	.025"
POWER PARTNER				
4000, 6000 OHV		BKR5ES	2460	.030"
POWER TECHNOLOGY				
	16HP KAWASAKI FD501D	BMR6A SLD #	4002	.028"
POWERLITE				
4902, 4903, 4904		B-6L	3212	.025"
4905, 4906, 4907		AB-6	2910	.025"

Lighting Plants and Generators

Denotes Original Equipment
 ^ Available in Blister Pack (see page 6)

Note: Due to different operating or engine conditions an alternate heat range plug maybe required.

MAKE & MODEL	ENGINE	REGULAR PLUG	STK#	GAP
POWERLITE Cont'd				
4908, 4908A		AB-6	2910	.025"
4909, 4910, 4911		B6S	3510	.025"
4912		AB-6	2910	.025"
4913		B-6L	3212	.025"
4914		B6S	3510	.025"
4915, 4916, 4917, 4918		AB-6	2910	.025"
4919, 4920, 4921		B6S	3510	.025"
4922		AB-6	2910	.025"
4923, 4924		B6S	3510	.025"
4925, 4926, 4927, 4928, 4929		AB-6	2910	.025"
4930, 4931, 4934, 4935, 4936		AB-6	2910	.025"
4938, 4939		AB-6	2910	.025"
4940, 4941, 4942		AB-6	2910	.025"
4944		B-6L	3212	.025"
4945, 4946	14MM HD	B6S	3510	.025"
4945, 4946	18MM HD	AB-6	2910	.025"
4948, 4949		B-6L	3212	.025"
4950		B-6L	3212	.025"
4961, 4962, 4963, 4964		AB-6	2910	.025"
4965		B6S	3510	.025"
5102, 5106		AB-6	2910	.025"
5125, 5129		B-6L	3212	.025"
5135, 5138, 5139		B-6L	3212	.025"
5140, 5144, 5145		B-6L	3212	.025"
5146		AB-6	2910	.025"
5147, 5148		B-6L	3212	.025"
5180, 5181		B-6L	3212	.025"
5190, 5191, 5192		B-6L	3212	.025"
POWERMATE				
PM500		BM7A ^	6521	.025"
PM800, 1500, 3000		BM6A SLD	6021	.025"
PM1600, PM2800 OHV		BP5ES SLD	2140	.025"
PM4500		BPM6Y	4562	.025"
POWR-PAK				
	5HP B&S	B2-LM	1147	.025"
	8HP B&S	B2-LM	1147	.025"
	11HP B&S	B2-LM	1147	.025"
	16HP B&S (V-TWIN)	B2-LM	1147	.025"
QUICKSILVER				
QS-4.0G, QS-6.5G & QS-8.0G		BP5ES SLD	2140	.036"
REINER				
CRF2, CRF3		B6HS	7534	.025"
ERF2, ERF3		BM6A SLD	6021	.025"
	WISCONSIN	AB-6	2910	.025"
REMINGTON				
ALL MODELS		B6S	3510	.025"
RICE				
ALL MODELS		AB-6	2910	.025"
ROYAL				
SIGNAL UNIT		AB-6	2910	.025"
RYOBI				
RY11000	54cc	CR7HSA ^	4549	.028"
RY12200A	106cc	CR7HSA ^	4549	.028"

MAKE & MODEL	ENGINE	REGULAR PLUG	STK#	GAP
RYOBI Cont'd				
RY12200G	106cc	CR7HSA ^	4549	.028"
RY903600	Ryobi 212cc	BPR6ES SLD #	4008	.032"
RY905500	Ryobi 420cc	BPR7ES SLD	3785	.032"
RY905500E	Ryobi 420cc	BPR7ES SLD	3785	.032"
RY906500	HONDA GX390	BPR5ES SLD #	4006	.032"
RY907000	HONDA GX390	BPR5ES SLD #	4006	.032"
SHINDAIWA				
G1000, G2000, G3000		BR6HS # ^	3922	.028"
G4000		BP4HS #	3611	.025"
SKIL				
ALTERNATORS	B&S ENGINE	B2-LM	1147	.025"
SNAPPER				
G10000	2.4HP MITSUBISHI OHV	BPR6HS #	7022	.028"
G30000	6.5HP B&S OHV	BKR5ES	2460	.030"
G55000	10HP B&S INTEK OHV	BKR5ES	2460	.030"
STRUNK				
ALL MODELS	B&S ENGINE	B2-LM	1147	.025"
SUBARU-ROBIN				
R1100	EH09 D	BMR4A SLD #	4004	.028"
R1300	3.5HP EY15	B6HS #	7534	.024"
R1700I	EH09 D	BMR4A SLD #	4004	.028"
RG10C, RG10DC		B6HS #	7534	.025"
RG15, RG15C		B6HS #	7534	.025"
RG17, RG17D		B6HS #	7534	.025"
RG25, RG25D		B6HS #	7534	.025"
RG33, RG33D		B6HS #	7534	.025"
RG121C, RG121DC		B6HS #	7534	.025"
RG201, RG201D		B6HS #	7534	.025"
RG302, RG301D		B6HS #	7534	.025"
RG401, RG401D		B6HS #	7534	.025"
RG3200IS	EX21 D	BR6HS # ^	3922	.028"
RG4300IS	EX27 D	BR6HS # ^	3922	.028"
RGK161		BP4HS #	3611	.025"
RGK301		BP4HS #	3611	.025"
RGV12100	22HP EH65	B6HS #	7534	.024"
RGV13000T	18HP EH63	B6HS #	7534	.024"
RGV2800	6HP EH17-2	B6HS #	7534	.024"
RGV4100	8.5HP EH25-2	B6HS #	7534	.024"
RGV6100	11HP EH34	B6HS #	7534	.024"
RGV7500	13.5HP EH41	B6HS #	7534	.024"
RGX2900	EX17 D	BR6HS # ^	3922	.028"
RGX3600	EX21 D	BR6HS # ^	3922	.024"
RGX4800	EX27 D	BR6HS # ^	3922	.024"
RGX4800E	EX27 D	BR6HS # ^	3922	.024"
RGX6500	EX35 D	BR6HS # ^	3922	.028"
RGX6500E	EX35 D	BR6HS # ^	3922	.028"
RGX7500	EX40 D	BR6HS # ^	3922	.028"
RGX7500E	EX40 D	BR6HS # ^	3922	.028"
SG550	EY08 D	BMR4A SLD #	4004	.028"
SG1000-II	EY15 D	BR6HS # ^	3922	.028"
SGL1500-II	EY15 D	BR6HS # ^	3922	.028"
SGL2000-II	EY20 D	BR6HS # ^	3922	.028"
SGL2200-II	EY17 D	BR6HS # ^	3922	.028"
SGL3000-II	EY28 D	BPR6HS #	7022	.028"



Denotes Original Equipment

^ Available in Blister Pack (see page 6)

Note: Due to different operating or engine conditions an alternate heat range plug maybe required.

MAKE & MODEL	ENGINE	REGULAR PLUG	STK#	GAP
SUBARU-ROBIN Cont'd				
SGV2200	EY17 D	BR6HS # ^	3922	.028"
SGV2600	EY17 D	BR6HS # ^	3922	.028"
SGV4000	EH25 D	BR6HS # ^	3922	.028"
SGX3500	EX21 7HP	BR6HS # ^	3922	.028"
SGX5000	EX30 9.5HP	BR6HS # ^	3922	.028"
SGX7000E	EX40 14HP	BR6HS # ^	3922	.028"
SUZUKI				
SE300		CM-6 #	5812	.025"
SE500A		BPMR4A SLD #	5113	.028"
SE600A		BPM4A #	5928	.028"
SE700A		BPM6A #	7021	.028"
SE800A		BPMR4A SLD #	5113	.028"
SE1000		BP5HS #	4111	.025"
SE1200		BP5HS #	4111	.025"
SE1500		BP5HS #	4111	.025"
SE1800		BP5HS #	4111	.025"
SE2500		BP5HS #	4111	.025"
SE3000AD		BP5HS #	4111	.025"
SE4000SED		BP5HS #	4111	.025"
SV1400L/P		BPR6ES SLD #	4008	.032"
SV1800L/P		BPR6ES SLD #	4008	.032"
SV2200L/P		BPR6ES SLD #	4008	.032"
SV4000D		BPR5ES SLD #	4006	.032"
SW140SE		BP5HS #	4111	.025"
TANAKA				
DEG-600		B6S	3510	.025"
LEG-1200		B6S	3510	.025"
QEG-250, QEG-300		BM6A SLD #	6021	.028"
REG-80		B6S	3510	.025"
REG-800, REG-1000		B7S #	3710	.025"
SEG-100		B6S	3510	.025"
SEG-221		B6HS #	7534	.025"
THOR				
	CLINTON	B6S	3510	.025"
	WISCONSIN	AB-6	2910	.025"
TML				
ALL MODELS	34cc ENGINES	BM7A ^	6521	.025"
TROY-BILT				
900 WATTS	2.4HP MITSUBISHI GM82	BPR6HS #	7022	.028"
3550 WATT	6.75HP B&S	BKR5ES	2460	.030"
5550 WATT	10HP B&S OHV	BKR5ES	2460	.030"
7550 WATT	16HP B&S OHV	BKR5ES	2460	.030"
U. S. MOTORS				
ALL MODELS		B6S	3510	.025"
UNIVERSAL				
	B&S ENGINE	B2-LM	1147	.025"
	UNIVERSAL	AB-6	2910	.025"
	WISCONSIN	AB-6	2910	.025"
VOLT MASTER				
ALL MODELS	5HP B&S	B2-LM	1147	.025"
ALL MODELS	5.5HP HONDA OHV	BP5ES	7832	.030"
ALL MODELS	8HP B&S	B2-LM	1147	.025"
ALL MODELS	8HP HONDA OHV	BP5ES	7832	.030"

MAKE & MODEL	ENGINE	REGULAR PLUG	STK#	GAP
VOLT MASTER Cont'd				
ALL MODELS	9HP B&S VANGUARD	BKR5ES	2460	.030"
ALL MODELS	11HP B&S	B2-LM	1147	.025"
ALL MODELS	11HP HONDA OHV	BP5ES	7832	.030"
ALL MODELS	13HP HONDA OHV	BP5ES	7832	.030"
ALL MODELS	16HP B&S (V-TWIN)	B2-LM	1147	.025"
ALL MODELS	16HP B&S VANGUARD (V-TWIN)	BKR5ES	2460	.030"
ALL MODELS	18HP B&S (V-TWIN)	B2-LM	1147	.025"
ALL MODELS	18HP B&S VANGUARD (V-TWIN)	BKR5ES	2460	.030"
ALL MODELS	18HP HONDA (V-TWIN)	BP5ES	7832	.030"
ALL MODELS	24HP ONAN (TWIN)	TR5	2238	.025"
ALL MODELS	25HP KOHLER (V-TWIN)	BKR5ES	2460	.030"
WACKER				
G 2.5A/B	5.5HP B&S	B2-LM	1147	.025"
G 2.5A/B	5.5HP HONDA	BP5ES	7832	.030"
G 4.5A/B	10HP B&S	B2-LM	1147	.025"
G 4.5A/B	9HP HONDA	BP5ES	7832	.030"
GH3500E	8HP WISCONSIN	AB-6	2910	.025"
GS 5.5A/B	11HP B&S	B2-LM	1147	.025"
GS 5.5A/B	11HP HONDA	BP5ES	7832	.030"
GS 6.5A/B	13HP HONDA	BP5ES	7832	.030"
HGG3/180/240		B6S	3510	.025"
WECO				
ALL MODELS		AB-6	2910	.025"
WESTERBEKE				
4KW - MARINE	2-CYL	BPR6ES SLD	4008	.036"
4.5, 6.5, 9KW - MARINE	3-CYL	BPR5ES SLD	4006	.036"
6.5, 8, 8.5KW - MARINE	4-CYL	BPR5ES SLD	4006	.036"
7KW - MARINE	3-CYL	BPR6ES SLD	4008	.036"
11, 12.5, 15, 20KW - MARINE	4-CYL	BPR5ES SLD	4006	.036"
WESTINGHOUSE				
MODELS B-2, G, J		AB-6	2910	.025"
WINCHARGER				
	B&S ENGINE	BR2-LM SLD	3841	.025"
	CLINTON	BR6S	3522	.025"
	WISCONSIN	AB-6	2910	.025"
WINCO				
	5.5HP HONDA	BP5ES	7832	.030"
	8HP TECUMSEH	B6S	3510	.030"
	8.2HP KAWASAKI KF8.2	B5HS #	4210	.030"
	9HP B&S	BKR5ES	2460	.025"
	9HP HONDA	BP5ES	7832	.030"
	11HP HONDA	BP5ES	7832	.030"
	12HP TECUMSEH	BR6HS ^	3922	.020"
	16HP B&S	BKR5ES	2460	.025"
	18HP B&S	BKR5ES	2460	.025"

Lighting Plants and Generators

Denotes Original Equipment

^ Available in Blister Pack (see page 6)

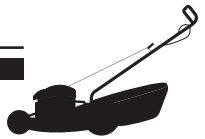
Note: Due to different operating or engine conditions an alternate heat range plug maybe required.

MAKE & MODEL	ENGINE	REGULAR PLUG	STK#	GAP
WINCO Cont'd				
	18HP TECUMSEH	BR7ES	5122	.020"
	B&S ENGINE	B2-LM	1147	.025"
	CHYRSLER LH-318	BPR5ES SLD	4006	.030"
	FORD 460 ci	UR5	2771	.030"
	FORD LSG-423	TR5	2238	.030"
	KAWASAKI FA SERIES	BMR6A SLD #	4002	.028"
	WISCONSIN	AB-6	2910	.025"
WINPOWER				
	5HP B&S	BR2-LM SLD	3841	.025"
	5.5HP HONDA	BPR5ES SLD #	4006	.032"
	5.5HP HONDA OHV	BP5ES SLD	2140	.030"
	8HP B&S	BR2-LM SLD	3841	.025"
	8HP HONDA	BPR5ES SLD #	4006	.032"
	11HP B&S	BR2-LM SLD	3841	.025"
	11HP HONDA	BPR5ES SLD #	4006	.032"
	12.5HP B&S	BKR5ES	2460	.025"
	13HP HONDA	BPR6ES SLD #	4008	.032"
	14HP B&S	BKR5ES	2460	.025"
	16HP B&S	BKR5ES	2460	.025"
	22HP KOHLER (V-TWIN)	BKR5ES	2460	.030"
	25HP KOHLER (V-TWIN)	BKR5ES	2460	.030"
	ROBIN	B6HS #	7534	.025"
	WISCONSIN (EXC. V465D)	AB-6	2910	.025"
	WISCONSIN (WITH V465D)	BP5ES	7832	.025"
YAMAHA				
EC2000, EC2800		BPR6HS #	7022	.028"
EC4000DV		BPR6HS #	7022	.028"
EC5000DV, EC5000DVE		BPR6HS #	7022	.028"
EF600		BPR6HS #	7022	.028"
EF900		BPR6HS #	7022	.028"
EF1000, A	84cc 1-CYL	BPR6HS #	7022	.028"
EF1000IS		CR4HSB #	4695	.028"
EF1200		BPR6HS #	7022	.028"
EF12000DE	653cc 2-CYL	BPR6ES SLD #	4008	.032"
EF1400		BPR4ES SLD # ^	6578	.032"
EF1600 (TO 1995)		BPR6HS #	7022	.028"
EF1600 (FROM 1996)	23cc 1-CYL	BPR4ES SLD # ^	6578	.032"
EF1600A, X		BPR4ES SLD # ^	6578	.032"
EF1600R		BPR6HS #	7022	.028"
EF1800		BP6HS #	7331	.025"
EF2000, IS, ISH, ISV2	79cc	BPR6HS #	7022	.028"
EF2300S		BPR4ES SLD # ^	6578	.032"
EF2400A		BPR4ES SLD # ^	6578	.032"
EF2400ISHC	171cc	BPR4ES SLD # ^	6578	.032"
EF2500, EF2500R		BPR6HS #	7022	.028"
EF2600 (FROM 1996)	171cc	BPR4ES SLD # ^	6578	.032"
EF2600 (TO 1995)	171cc	BP6HS #	7331	.025"
EF2600A (FROM 1996)	171cc	BPR4ES SLD # ^	6578	.032"
EF2800		BPR6HS #	7022	.028"
EF2800I	171cc	BPR4ES SLD # ^	6578	.032"

MAKE & MODEL	ENGINE	REGULAR PLUG	STK#	GAP
YAMAHA Cont'd				
EF3000, IS, EF3000I, EF3000ISE, EF3000ISEB	171cc	BPR4ES SLD # ^	6578	.032"
EF3800, EF3800E, EF3800R		BPR6HS #	7022	.028"
EF4000A, EF4000DE, EF4000DEX		BPR4ES SLD # ^	6578	.032"
EF4000DVE, EF5000DVE		BP6HS #	7331	.025"
EF4500ISE	357cc	BPR4ES SLD # ^	6578	.032"
EF4600A	301cc	BPR4ES SLD # ^	6578	.032"
EF4600DE	301cc	BPR4ES SLD # ^	6578	.032"
EF5000DVE		BPR6HS #	7022	.028"
EF5000E		BPR5ES SLD #	4006	.032"
EF5000EA		BPR4ES SLD # ^	6578	.032"
EF5500DE/D	Yamaha MZ360	BPR4ES SLD # ^	6578	.032"
EF6000E		BPR4ES SLD # ^	6578	.032"
EF6000EA		BPR4ES SLD # ^	6578	.032"
EF6300ISDE	357cc	BPR4ES SLD # ^	6578	.032"
EF6600A	357cc	BPR4ES SLD # ^	6578	.032"
EF6600DE	357cc	BPR4ES SLD # ^	6578	.032"
EF7200DE/D	Yamaha MZ360	BPR4ES SLD # ^	6578	.032"
ET600		BR5ES #	5866	.025"
ET800		BR5ES #	5866	.025"
YG300S		BPR6HS #	7022	.028"
YG400D		BPR6HS #	7022	.028"
YG450D		BPR6HS #	7022	.028"
YG500D		BPR5ES SLD #	4006	.032"
YG550D		BPR4ES SLD # ^	6578	.032"
YG600D, YG600DE		BPR5ES SLD #	4006	.032"
YG650D, YG650DE		BPR4ES SLD # ^	6578	.032"
YG2600	171cc	BPR4ES SLD # ^	6578	.032"
YG2800I		BPR4ES SLD # ^	6578	.032"
YG4000D		BPR4ES SLD # ^	6578	.032"
YG4600D	301cc	BPR4ES SLD # ^	6578	.032"
YG5200D		BPR4ES SLD # ^	6578	.032"
YG6500		BPR4ES SLD # ^	6578	.032"
YG6600D	357cc	BPR4ES SLD # ^	6578	.032"
YG6600DE	357cc	BPR4ES SLD # ^	6578	.032"
YANMAR				
	2TN66E/L	Y-103V #	2031	---
	3TN63L,3TN66L,3TN68L,3TN72L	Y-103V #	2031	---
	3TNA68L, 3TNA72E/J/L	Y-103V #	2031	---
	3TNE66E,3TNE68L,3TNE72	Y-103V #	2031	---
	3TNE74	Y-103V #	2031	---
YARDMAN				
ALL MODELS	5HP	B6S	3510	.025"
ALL MODELS	8HP	B6S	3510	.025"

Denotes Original Equipment
 ^ Available in Blister Pack (see page 6)

Note: Due to different operating or engine conditions an alternate heat range plug maybe required.



MAKE & MODEL	ENGINE	REGULAR PLUG	STK#	GAP
ACE				
	3.5HP, 4HP & 5HP B&S	BR2-LM SLD	3841	.030"
ACME				
		B2-LM	1147	.025"
AGCO ALLIS				
409	8.5HP B&S	B2-LM	1147	.030"
411G	10.5HP B&S	BR2-LM SLD	3841	.030"
412, 512	12.5HP B&S	BR2-LM SLD	3841	.030"
413H	12.5HP KOHLER CV12.5S	BKR5E-11	6953	.040"
412	12.5HP TECUMSEH OHV125	BR6ES	4922	.030"
1614H	14HP B&S	BKR5ES	2460	.030"
1614, 414H, ZT	14HP KOHLER CV14S	BKR5E-11	6953	.040"
1615	15HP B&S	BKR5ES	2460	.030"
515H	15HP B&S OHV	BKR5ES	2460	.030"
1616, 1618, 1716, 1316H, 1616H	16HP B&S	BKR5ES	2460	.030"
1615H, ZT	16HP KOHLER	BKR5ES	2460	.030"
1606, 516H	16HP KOHLER COMMAND	BKR5ES	2460	.030"
1717H LIQUID COOLED	17HP KAWASAKI FD501V (FROM 1999)	BPR4ES SLD # ^	6578	.028"
1717H LIQUID COOLED	17HP KAWASAKI FD501V (TO 1998)	BMR6A SLD #	4002	.028"
1718H, 1918H	18HP B&S	BKR5ES	2460	.030"
918H	18HP KOHLER	BKR5ES	2460	.030"
918, 918H	18HP KOHLER TH18S	BKR5E-11	6953	.040"
1720H	20HP B&S VANGUARD	BKR5ES	2460	.030"
2020H	20HP KAWASAKI FD620D	BMR2A-10 #	4452	.040"
1920H	20HP KOHLER	BKR5ES	2460	.030"
1820H	20HP KOHLER COMMAND	BKR5ES	2460	.030"
1823H	23HP KOHLER COMMAND	BKR5ES	2460	.030"
2025H	25HP KOHLER	BKR5ES	2460	.030"
2027LC	27HP KAWASAKI OHV L/C	BPR2ES SLD #	2015	.025"
2027H	27HP KOHLER COMMAND PRO	BKR5ES	2460	.030"
AIR CAP				
	B&S	B2-LM	1147	.025"
	TECUMSEH	BR2-LM SLD	3841	.025"
ALDENS				
		BR2-LM SLD	3841	.025"
AL-KO				
	B&S	BR2-LM SLD	3841	.030"
ALLEN				
	120cc SUZUKI	BPMR4A SLD	5113	.025"
	4HP B&S	BR2-LM SLD	3841	.030"
	TECUMSEH	BR2-LM SLD	3841	.030"
ALLIS-CHALMERS				
	B&S	B2-LM	1147	.025"

MAKE & MODEL	ENGINE	REGULAR PLUG	STK#	GAP
ALPINA				
	3.5HP & 5HP TECUMSEH	BR2-LM SLD	3841	.030"
	4HP & 5HP HONDA	BPR5ES SLD #	4006	.032"
ALTO U.S.				
	20HP KAWASAKI FD620D	BMR2A-10 #	4452	.040"
AMERICAN YARD PRODUCTS				
	3.5HP B&S	BR2-LM SLD	3841	.025"
	ALL OTHER MODELS	BR6S	3522	.025"
AMF				
	B&S	B2-LM	1147	.025"
	TECUMSEH	B6S	3510	.025"
ARCTIC ENTERPRISES				
	B&S	B2-LM	1147	.025"
	SACHS	B6HS	7534	.025"
ARGO				
	B&S	B2-LM	1147	.025"
ARIENS				
BLADE RUNNER DESP21, BLADE RUNNER DSP21, VALUE 21-961469	4.4HP HONDA GCV160	BPR6ES SLD #	4008	.032"
	5HP KAWASAKI OHV	BPR5ES SLD	4006	.030"
	5.5HP HONDA GVX160	BPR5ES SLD #	4006	.032"
LM21SCH	5.5HP HONDA GXV160	BPR5ES SLD #	4006	.032"
	6HP B&S QUANTUM	BR2-LM SLD	3841	.030"
LM21S, LM21SCH, LM21SW	6HP KAWASAKI	BMR6A SLD #	4002	.028"
CLASSIC LM 21 S-911193, CLASSIC LM 21SW-911194	6HP KAWASAKI FJ180V	BPR5ES SLD #	4006	.032"
	6HP KAWASAKI OHV	BPR5ES SLD	4006	.030"
	6HP ROBIN	BR6HS # ^	3922	.024"
	6HP TECUMSEH	BR2-LM SLD	3841	.025"
	6.5HP B&S INTEK	BKR5ES	2460	.030"
BLADE RUNNER P21, BLADE RUNNER SP21	6.5HP B&S QUANTUM	BR2-LM SLD	3841	.030"
	6.75HP B&S INTEK	BKR5ES	2460	.030"
	8HP KOHLER	B2-LM	1147	.030"
	8HP KOHLER KT181	BR6S	3522	.025"
	8.5HP TECUMSEH L-HEAD	B6S	3510	.020"
	9HP TECUMSEH OHV	BR6ES	4922	.030"
	10HP B&S INTEK OHV	BKR5ES	2460	.030"
RER1028	10HP B&S OHV	BR2-LM SLD	3841	.030"
RER10528	10.5HP B&S OHV	BR2-LM SLD	3841	.030"
PRO-24 BRUSH CUTTER-911707	11.5HP B&S 344cc	BKR5ES	2460	.030"
	11.5HP TECUMSEH OHV	BR6ES	4922	.030"

Lawnmowers

Denotes Original Equipment
 ^ Available in Blister Pack (see page 6)

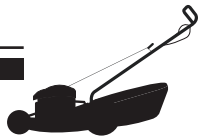
Note: Due to different operating or engine conditions an alternate heat range plug maybe required.

MAKE & MODEL	ENGINE	REGULAR PLUG	STK#	GAP
ARIENS Cont'd				
	12HP B&S INTEK OHV	BKR5ES	2460	.030"
RER1232, SPORT ZOOM 1232	12HP B&S OHV	BR2-LM SLD	3841	.030"
	13HP TECUMSEH OHV	BR6ES	4922	.030"
	14HP B&S INTEK OHV	BKR5ES	2460	.030"
RER1450	14HP B&S OHV	BR2-LM SLD	3841	.030"
ZOOM MZ1434/MZ1534	14HP B&S OHV	BKR5ES	2460	.030"
WIDE AREA WALK 34-911413, ZOOM 34 (915157)	14.5HP B&S 500cc	BKR5ES	2460	.030"
RER14532	14.5HP B&S OHV	BKR5ES	2460	.030"
ZOOM 1540	15HP B&S OHV	BKR5ES	2460	.030"
MINI ZOOM 1534, ZOOM 1540/MZ1540, ZOOM MZ1434/MZ1534	15HP KOHLER COURAGE	BKR5ES	2460	.030"
ZOOM 1640	16HP B&S OHV	BKR5ES	2460	.030"
	16HP KOHLER	UR4	6630	.025"
	16.5HP TECUMSEH OHV	B6ES	7432	.030"
	17HP KOHLER	UR4	6630	.025"
ZOOM 1740	17HP KOHLER COURAGE	BKR5ES	2460	.030"
LAWN TRACTOR 17/42-936064, LAWN TRACTOR 20/42-936065, LAWN TRACTOR 46-936066, LAWN TRACTOR 48-936067, LAWN TRACTOR 54-936068	17HP KOHLER COURAGE SINGLE 597cc	BKR5ES	2460	.030"
	18HP KOHLER	UR4	6630	.025"
ZOOM 1840, ZOOM 1840XL, ZOOM 1844XL	18HP KOHLER COURAGE	BKR5ES	2460	.030"
ZOOM 1944	19HP B&S OHV	BKR5ES	2460	.030"
ZOOM 1944	19HP KOHLER COMMAND	BKR5ES	2460	.030"
ZOOM 34 (915211), ZOOM 42 (915213)	19HP KOHLER KT610	BKR5ES	2460	.030"
	20HP KOHLER	UR4	6630	.025"
ZOOM 2044XL/XLP	20HP KOHLER COURAGE	BKR5ES	2460	.030"
ZOOM 50 (915215)	21HP KOHLER KT620	BKR5ES	2460	.030"
ZOOM 2148/2148XL	21HP KOHLER OHV	BKR5ES	2460	.030"
IKON X42 (915207)	22HP B&S COMMERCIAL TURF 724cc	BKR5ES	2460	.030"
IKON X42 (915175), IKON XL42 (915203), IKON XL52 (915201)	22HP KOHLER KT725	BKR5ES	2460	.030"
HVZ2350, ZOOM 2348XL/XLP, ZOOM 2350	23HP KOHLER COURAGE	BKR5ES	2460	.030"
ZOOM 2352	23HP KOHLER OHV	BKR5ES	2460	.030"
IKON X52 (915205)	24HP B&S COMMERCIAL TURF 724cc	BKR5ES	2460	.030"
IKON X52 (915177)	24HP KOHLER KT735	BKR5ES	2460	.030"
ZOOM 2552XL, ZOOM 2560XL	25HP KOHLER	BKR5ES	2460	.030"
VALUE 21-961468	149cc B&S 550E	BKR5ES	2460	.020"

MAKE & MODEL	ENGINE	REGULAR PLUG	STK#	GAP
ARIENS Cont'd				
RAZOR ES (911179), RAZOR PUSH (911173), RAZOR SP (911175), RAZOR SP BBC (911177)	159cc ARIENS	BPR5ES SLD	4006	.032"
PRO-24 HWSP-911703	190cc B&S	BKR5ES	2460	.020"
MAX ZOOM 48 - 991085, MAX ZOOM 52 - 991086, MAX ZOOM 60 - 991087, ZOOM XL 42 - 915163, ZOOM XL 48 915165, ZOOM XL 54-915173, ZOOM 42-915159, ZOOM 50-915161, GARDEN TRACTOR 54-936069	725cc KOHLER 20, 22, 23, 24, 25HP	BKR5ES	2460	.030"
CLASSIC LM 21-911170	KOHLER XT775	BKR5ES	2460	.030"
	SACHS	B-4H	4110	.025"
RAZOR ES (911190), RAZOR SP (911188), RAZOR SP BBC (911189)	SUBARU EA175V	BPR7HS ^	6422	.028"
ARIES				
	B&S	BR2-LM SLD	3841	.030"
	TECUMSEH	BR2-LM SLD	3841	.030"
ARTISAN				
	ALL MODELS	BR2-LM SLD	3841	.025"
ASTRO-KUT				
	ALL MODELS	B2-LM	1147	.025"
ATCO				
	B&S	B2-LM	1147	.025"
	SUFFOLK	B6S	3510	.025"
	TECUMSEH	B6S	3510	.025"
ATLAS				
	B&S	B2-LM	1147	.025"
	TECUMSEH	B6S	3510	.025"
BACHTOLD				
	8HP KOHLER K181	B2-LM	1147	.025"
	B&S	B2-LM	1147	.025"
BAD BOY MOWERS				
MZ	19HP B&S INTEK 540cc	BKR5ES	2460	.030"
	19HP KAWASAKI FH580V	BCPR6ES	2330	.025"
MZ MAGNUM	21.5HP KAWASAKI FR651V	BPR4ES SLD # ^	6578	.032"
COMPACT OUTLAW, OUTLAW STAND ON	22HP KAWASAKI FX691V	BPR4ES SLD # ^	6578	.032"
MZ, MZ MAGNUM	22HP KOHLER 7000 SERIES KT725	BKR5ES	2460	.030"
PUP SERIES	23HP B&S VANGUARD	BKR5ES	2460	.030"
OUTLAW, OUTLAW STAND ON	23.5HP KAWASAKI FX730V	BPR4ES SLD # ^	6578	.032"
ZT ELITE	24HP KAWASAKI FR730V	BPR4ES SLD # ^	6578	.032"
MAVERICK SERIES	24HP KAWASAKI FS730V	BPR4ES SLD # ^	6578	.032"
MAVERICK SERIES, MZ MAGNUM, OUTLAW, ZT ELITE	25HP KOHLER CONFIDANT ZT740	BKR5ES	2460	.030"
ZT SERIES	26HP B&S INTEK	BKR5ES	2460	.030"
COMPACT OUTLAW, OUTLAW	26HP B&S VANGUARD 810cc	BKR5ES	2460	.030"

Denotes Original Equipment
 ^ Available in Blister Pack (see page 6)

Note: Due to different operating or engine conditions an alternate heat range plug maybe required.



MAKE & MODEL	ENGINE	REGULAR PLUG	STK#	GAP
BAD BOY MOWERS Cont'd				
LIGHTNING Z	26HP KAWASAKI OHV L/C	BPR2ES SLD #	2015	.025"
ZT ELITE	26HP KOHLER KT745	BKR5ES	2460	.030"
OUTLAW EXTREME, OUTLAW XP	27HP KAWASAKI FX850V	BPR4ES SLD # ^	6578	.032"
AOS	27HP KAWASAKI OHV L/C	BPR2ES SLD #	2015	.025"
	29HP KAWASAKI OHV L/C	BPR4ES SLD # ^	6578	.028"
PUP SERIES	30HP KOHLER COMMAND	BKR5ES	2460	.030"
	31HP B&S 3-CYL.	BKR5ES	2460	.030"
LIGHTNING Z	32HP B&S VANGUARD	BKR5ES	2460	.030"
OUTLAW EXTREME	33HP KOHLER COMMAND PRO EFI ECV880	BKR5ES	2460	.030"
AOS	35HP B&S VANGUARD	BKR5ES	2460	.030"
OUTLAW EXTREME, OUTLAW XP	36HP B&S VANGUARD BIG BLOCK 993cc	BKR5ES	2460	.030"
BEARCAT				
TRIM MOWERS	5HP HONDA OHV	BPR6ES SLD #	4008	.032"
TRIM MOWERS	B&S	BR2-LM SLD	3841	.030"
BIG SNAPPER				
		BPR6ES SLD	4008	.030"
BIG WHEEL				
	B&S	BR2-LM SLD	3841	.030"
BLAIR				
	ALL MODELS	BR2-LM SLD	3841	.030"
BMB				
	ALL MODELS	BR2-LM SLD	3841	.025"
BOBCAT				
	15HP B&S ELS	BR2-LM SLD	3841	.030"
	15HP KAWASAKI V-TWIN	BCPR6ES	2330	.025"
	15HP KOHLER COMMAND PRO	BKR5E-11	6953	.040"
	17HP KAWASAKI V-TWIN	BCPR6ES	2330	.025"
	18HP B&S INTEK V-TWIN OHV	BKR5ES	2460	.030"
	19HP KAWASAKI V-TWIN OHV	BPR4ES SLD # ^	6578	.028"
42311H FASTCAT RZ 42	23HP B&S PROFESSIONAL SERIES	BKR5ES	2460	.030"
	23HP KAWASAKI V-TWIN OHV	BPR4ES SLD # ^	6578	.028"
	23HP KOHLER AEGIS V-TWIN OHV	BKR5ES	2460	.030"
	25HP KAWASAKI V-TWIN OHV	BPR4ES SLD # ^	6578	.028"
	26HP B&S INTEK V-TWIN OHV	BKR5ES	2460	.030"
	28HP KOHLER COMMAND PRO V-TWIN OHV	BKR5ES	2460	.030"

MAKE & MODEL	ENGINE	REGULAR PLUG	STK#	GAP
BOBCAT Cont'd				
942509 PREDATOR-PRO LP 61, 942510 PREDATOR-PRO LP 61, 942511 PREDATOR-PRO LP 72	GENERAC GTV990 LP 990cc	BKR5ES	2460	.030"
942524J, 942509J, 942509J, 942511J	GENERAC INDUSTRIAL OHVI LP	BKR5ES	2460	.040"
942600 CRZ48	KAWASAKI FR600V	BPR4ES SLD # ^	6578	.030"
942601 CRZ52, 942602 CRZ61, 942315H FASTCAT RZ 52	KAWASAKI FR651V	BPR4ES SLD # ^	6578	.030"
942610 XRZ™ 48	KAWASAKI FR651V	BPR4ES SLD # ^	6578	.032"
942316J FASTCAT RZ 61	KAWASAKI FR691V	BPR4ES SLD # ^	6578	.030"
942611 XRZ™ 52	KAWASAKI FR691V	BPR4ES SLD # ^	6578	.032"
933305G, 932007G, 933007G, 934007G	KAWASAKI FS481V	BPR4ES SLD # ^	6578	.030"
934306G, 933307G, 934307G, 934332G	KAWASAKI FS541V	BPR4ES SLD # ^	6578	.030"
935308G, 935333G	KAWASAKI FS600V	BPR4ES SLD # ^	6578	.030"
942516J PREDATOR-PRO DFI 72	KAWASAKI FX1000V-DFI	BPR5ES SLD #	4006	.030"
936600 HYDRO-DRIVE FLOAT DECK 48" SD	KAWASAKI FX541V	BPR4ES SLD # ^	6578	.032"
942297H FASTCAT PRO SE 36	KAWASAKI FX541V	BPR4ES SLD # ^	6578	.030"
936601 HYDRO-DRIVE FLOAT DECK 52" SD	KAWASAKI FX600V	BPR4ES SLD # ^	6578	.032"
942302H FASTCAT PRO SE 42, 942298H FASTCAT PRO SE 48	KAWASAKI FX600V	BPR4ES SLD # ^	6578	.030"
912480 QUICKCAT 48, 936602 HYDRO-DRIVE FLOAT DECK 61" SD, 942620 XRZ™ PRO 48	KAWASAKI FX651V	BPR4ES SLD # ^	6578	.032"
942517J PROCAT 48, 942522J PROCAT SE 52, 942299H FASTCAT PRO SE 52	KAWASAKI FX651V	BPR4ES SLD # ^	6578	.030"
912520 QUICKCAT 52, 942621 XRZ™ PRO 52	KAWASAKI FX691V	BPR4ES SLD # ^	6578	.032"
942406H FASTCAT PRO 52	KAWASAKI FX691V	BPR4ES SLD # ^	6578	.030"
912610 QUICKCAT 61, 942612 XRZ™ 61, 942622 XRZ™ PRO 61	KAWASAKI FX730V	BPR4ES SLD # ^	6578	.032"
942501J PROCAT 52, 942502J PROCAT 61, 942523J PROCAT SE 61, 942407J FASTCAT PRO 61	KAWASAKI FX730V	BPR4ES SLD # ^	6578	.030"
942506J PROCAT 52, 942504J, 942507J PROCAT 61, 942508J PROCAT 72	KAWASAKI FX801V	BPR4ES SLD # ^	6578	.030"
942521 PREDATOR-PRO 52, 942519J PREDATOR-PRO 72, 942515J PREDATOR-PRO DFI 61	KAWASAKI FX921V-DFI	BPR5ES SLD #	4006	.030"
942520J PROCAT SE 52	KOHLER COMMAND PRO CV680	BKR5ES	2460	.030"
942521J PROCAT SE 61	KOHLER COMMAND PRO CV740	BKR5ES	2460	.030"

Lawnmowers

Denotes Original Equipment
 ^ Available in Blister Pack (see page 6)

Note: Due to different operating or engine conditions an alternate heat range plug maybe required.

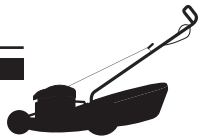
MAKE & MODEL	ENGINE	REGULAR PLUG	STK#	GAP
BOBCAT Cont'd				
942525J PROCAT 52	KOHLER ECH730 EFI	BKR5ES	2460	.030"
942408H FASTCAT PRO 52	KOHLER ECV730 EFI	BKR5ES	2460	.030"
942526J PROCAT 61, 942409J FASTCAT PRO 61	KOHLER ECV749 EFI	BKR5ES	2460	.030"
BOLENS				
	4.5HP B&S	BR2-LM SLD	3841	.030"
	5HP B&S QUANTUM	BR2-LM SLD	3841	.030"
13W1762F065, 13W1762F265 RIDING MOWER	13.5HP B&S	BKR5ES	2460	.030"
	14HP TECUMSEH HH140	BR6HS ^	3922	.025"
	15HP B&S	BKR5ES	2460	.030"
	15.5HP B&S	BKR5ES	2460	.030"
	16HP TECUMSEH HH160	BR6HS ^	3922	.025"
	17HP B&S OHV	BKR5ES	2460	.030"
	17HP KOHLER	UR4	6630	.025"
	18HP KOHLER K361	B-6L	3212	.025"
	20HP B&S OHV V-TWIN	BKR5ES	2460	.030"
	20HP KOHLER K532	B-6L	3212	.025"
	21HP B&S OHV V-TWIN	BKR5ES	2460	.030"
	22HP B&S OHV V-TWIN	BKR5ES	2460	.030"
	23HP KOHLER K582	B-6L	3212	.025"
	33HP GENERAC	BKR4E	4421	.030"
11A-B06R765	140cc B&S	BKR5ES	2460	.020"
11A-020L765	148cc B&S	BKR5ES	2460	.030"
	LAUSON	B6S	3510	.025"
	WISCONSIN	AB-6	2910	.025"
BOTAG				
	5.5HP B&S	BR2-LM SLD	3841	.030"
BRAVE				
	B&S	BR2-LM SLD	3841	.030"
BUCH				
		BR2-LM SLD	3841	.025"
BUNTON				
	14HP B&S	BKR5ES	2460	.030"
	14HP KAWASAKI OHV	BP4ES #	6928	.028"
	14HP KOHLER	BKR5ES	2460	.030"
	15HP KAWASAKI	BCPR6ES	2330	.025"
	16HP B&S	BKR5ES	2460	.030"
	17HP KAWASAKI	BPMR6A ^	6726	.025"
	17.5HP B&S ELS	BKR5ES	2460	.030"
	18HP B&S INTEK V-TWIN	BKR5ES	2460	.030"
	18HP KOHLER	BKR5ES	2460	.030"
	19HP KAWASAKI	BCPR6ES	2330	.025"
	20HP KAWASAKI	BMR4A SLD #	4004	.028"
	20HP KOHLER	BKR5ES	2460	.030"

MAKE & MODEL	ENGINE	REGULAR PLUG	STK#	GAP
BUNTON Cont'd				
	21HP KAWASAKI	BPR4ES SLD # ^	6578	.028"
	23HP KAWASAKI	BPR4ES SLD # ^	6578	.028"
	23HP KOHLER AEGIS OHV	BKR5ES	2460	.030"
	25HP B&S INTEK	BKR5ES	2460	.030"
	25HP KAWASAKI	BPR4ES SLD # ^	6578	.028"
	25HP KOHLER	BKR5ES	2460	.030"
	26HP KOHLER COMMAND PRO	BKR5ES	2460	.030"
	CLINTON	B-2	3110	.025"
	HONDA	BM6A SLD #	6021	.028"
	JLO	B6HS	7534	.025"
	TECUMSEH	BR4-LM	4133	.025"
BUSH HOG				
HS1736B, HS1742B, ES1744B	17.5HP B&S INTEK OHV	BKR5ES	2460	.030"
HS1836B, HS1842B	18HP B&S INTEK	BKR5ES	2460	.030"
ES2052H	20HP HONDA GXV620	BPR5ES SLD #	4006	.032"
HS2042K	20HP KOHLER COURAGE SV710	BKR5ES	2460	.030"
ES2044KH4, ES2052KH4	20HP KOHLER COURAGE SV710S	BKR5ES	2460	.030"
CZ2149	21HP KAWASAKI FH641V	BPR4ES SLD # ^	6578	.030"
CZ2349, CZ2355	23HP KOHLER COMMAND PRO CV23S	BKR5ES	2460	.030"
ES2344B, ES2352B	23HP B&S ELS	BKR5ES	2460	.030"
ES2352KH4	23HP KOHLER COURAGE PRO SV820S	BKR5ES	2460	.030"
CZ2561	25HP KOHLER COMMAND PRO CV730	BKR5ES	2460	.030"
PZ2555K, PZ2561, CZ2555, CZ2561	25HP KAWASAKI FH721V	BPR4ES SLD # ^	6578	.030"
EC2555KH2, EC2561KH2, ES2552KH4	25HP KOHLER COURAGE PRO SV830	BKR5ES	2460	.030"
RS2650B	26HP B&S PROFESSIONAL SERIES	BKR5ES	2460	.030"
PZ2761KH3, PZ2755	27HP KOHLER COMMAND PRO CV740	BKR5ES	2460	.030"
EC2761KH2	27HP KOHLER COURAGE PRO SV840	BKR5ES	2460	.030"
PZ3061KH3, PZ3073KH3	30HP KOHLER COMMAND PRO CV750	BKR5ES	2460	.030"
CALIFORNIA TRIMMER				
RL20	118cc HONDA GX120	BPR6ES SLD #	4008	.032"
RL20H	140cc B&S 550E	BKR5ES	2460	.030"
RC190	140cc B&S 550EX	BKR5ES	2460	.030"
RL20	160cc HONDA GC160	BPR6ES SLD #	4008	.032"
RC190	160cc HONDA GCV160	BPR5ES SLD #	4006	.032"
RL25	163cc HONDA GX160	BPR6ES SLD #	4008	.032"

Denotes Original Equipment

^ Available in Blister Pack (see page 6)

Note: Due to different operating or engine conditions an alternate heat range plug maybe required.



MAKE & MODEL	ENGINE	REGULAR PLUG	STK#	GAP
CANDIANA				
	ALL MODELS	B2-LM	1147	.025"
CARETAKER				
		B2-LM	1147	.025"
CARGILE				
	5.5HP TECUMSEH	BR2-LM SLD	3841	.030"
CASE				
		B2-LM	1147	.025"
CASEY MOW				
		B2-LM	1147	.025"
CASTEL GARDEN				
	3.5HP, 3.75HP, 5HP & 5.5HP B&S	BR2-LM SLD	3841	.030"
	3.5HP, 3.8HP, 4HP & 5HP TECUMSEH	BR6S	3522	.025"
	5HP HONDA	BPR6ES SLD #	4008	.032"
CENTRAL PARK				
	B&S	BR2-LM SLD	3841	.030"
CERTIFIED				
	B&S	BR2-LM SLD	3841	.030"
CHIEF				
501, 503		BR6S	3522	.025"
CHIEFTAIN				
	B&S	BR2-LM SLD	3841	.030"
CHOREMASTER				
		B2-LM	1147	.025"
CLARK LAWNMOWERS				
	ALL MODELS	BR2-LM SLD	3841	.030"
CLEAN-CUT				
		B2-LM	1147	.025"
CLEMSON				
		B2-LM	1147	.025"
CLINTON				
CHIEF		BR6S	3522	.025"
CHIEFDGER		B-2	3110	.025"
CHIEFTAN		XR5	3332	.025"
COLDWELL				
		B2-LM	1147	.025"
COLUMBIA				
		B2-LM	1147	.025"
CON-SOL				
		B2-LM	1147	.025"
CONTOUR				
		B2-LM	1147	.025"
CONVERTIBLE MOWERS				
1700	17HP KAWASAKI	BCPR6ES	2330	.025"
	17HP KAWASAKI V-TWIN	BPMR6A ^	6726	.025"
1700	17HP KOHLER CV17	BKR5ES	2460	.030"
	17HP KOHLER V- TWIN	BKR5ES	2460	.030"
	19HP KAWASAKI V-TWIN	BPR4ES SLD # ^	6578	.028"
2000	20HP KOHLER CV20	BKR5ES	2460	.030"
	20HP KOHLER V- TWIN	BKR5ES	2460	.030"

MAKE & MODEL	ENGINE	REGULAR PLUG	STK#	GAP
CONVERTIBLE MOWERS Cont'd				
2200	22HP KOHLER CV22	BKR5ES	2460	.030"
	22HP KOHLER V- TWIN	BKR5ES	2460	.030"
	25HP KAWASAKI V-TWIN	BPR4ES SLD # ^	6578	.028"
2500	25HP KOHLER CV25	BKR5ES	2460	.030"
	25HP KOHLER V- TWIN	BKR5ES	2460	.030"
	28HP KOHLER V- TWIN	BKR5ES	2460	.030"
	30HP KOHLER V- TWIN	BKR5ES	2460	.030"
COOPER				
	ALL MODELS	B2-LM	1147	.030"
COUNTRY CLIPPER				
TREK	15HP KAWASAKI	BCPR6ES	2330	.025"
	15HP KAWASAKI FD731V	BPR4ES SLD # ^	6578	.028"
	15HP KAWASAKI FH451V	BCPR6ES #	2330	.025"
	15.5HP B&S	BKR5ES	2460	.030"
	16HP KOHLER OHV	BKR5ES	2460	.030"
AVENUE	18HP KAWASAKI FR600V	BPR4ES SLD # ^	6578	.032"
	18.5HP B&S	BR2-LM SLD	3841	.030"
	19HP KAWASAKI FH601V	BPR4ES SLD # ^	6578	.028"
	20HP B&S INTEK	BKR5ES	2460	.030"
	20HP KOHLER COMMAND PRO	BKR5ES	2460	.030"
EDGE, WRANGLER	21.5HP KAWASAKI FR651V	BPR4ES SLD # ^	6578	.032"
WRANGLER	22HP KOHLER COURAGE	BKR5ES	2460	.030"
	23HP B&S VANGUARD	BKR5ES	2460	.030"
	23HP KAWASAKI	BPR4ES SLD # ^	6578	.028"
	23HP KOHLER COMMAND PRO	BKR5ES	2460	.030"
AVENUE, BOULEVARD	23HP KOHLER KT730	BKR5ES	2460	.030"
CHALLENGER, EDGE XLT	24HP KAWASAKI FR730V	BPR4ES SLD # ^	6578	.032"
CHALLENGER, EDGE XLT	24HP KAWASAKI FS730V	BPR4ES SLD # ^	6578	.032"
	25HP KAWASAKI	BPR4ES SLD # ^	6578	.028"
	25HP KOHLER COMMAND PRO	BKR5ES	2460	.030"
CHALLENGER	25HP KOHLER CONFIDANT ZT740	BKR5ES	2460	.030"
CHARGER, DEFENDER	25.5HP KAWASAKI FX801V	BPR4ES SLD # ^	6578	.032"
	26HP KAWASAKI	BPR2ES SLD #	2015	.025"
	26.5HP KOHLER COMMAND PRO ECV749	BKR5ES	2460	.030"
CHALLENGER	27HP B&S COMMERCIAL TURF	BKR5ES	2460	.030"

Lawnmowers

Denotes Original Equipment
 ^ Available in Blister Pack (see page 6)

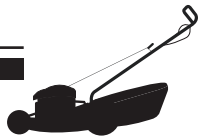
Note: Due to different operating or engine conditions an alternate heat range plug maybe required.

MAKE & MODEL	ENGINE	REGULAR PLUG	STK#	GAP
COUNTRY CLIPPER Cont'd				
CHALLENGER, CHARGER, DEFENDER	27HP KOHLER COMMAND	BKR5ES	2460	.030"
	27HP KOHLER COMMAND PRO	BKR5ES	2460	.030"
BOSS XL	27HP KOHLER COMMAND PRO CV742	BKR5ES	2460	.030"
EDGE	27HP KOHLER COURAGE	BKR5ES	2460	.030"
	30HP KOHLER V-TWIN	BKR5ES	2460	.030"
DEFENDER	35HP KAWASAKI FX1000V	BPR5ES SLD #	4006	.032"
CRAFTSMAN (SEARS)				
	3HP & 3.5HP B&S	B2-LM	1147	.030"
	3HP TECUMSEH 2-STROKE	BPM6Y	4562	.025"
	3.5HP TECUMSEH	BR2-LM SLD	3841	.030"
	4HP B&S	BR2-LM SLD	3841	.025"
	4HP TECUMSEH	BR2-LM SLD	3841	.025"
	4HP TECUMSEH 2-STROKE	B2-LM	1147	.025"
	4.25HP TECUMSEH	BR2-LM SLD	3841	.025"
	4.4HP HONDA GCV160	BPR6ES SLD #	4008	.032"
	4.5HP EAGER 1	BR2-LM SLD	3841	.025"
	4.75HP B&S	BR2-LM SLD	3841	.030"
RIDING TRACTOR	5HP TECUMSEH	BR6S	3522	.030"
	5HP TECUMSEH	BR2-LM SLD	3841	.025"
	6HP B&S	BR2-LM SLD	3841	.025"
	6HP TECUMSEH	BR2-LM SLD	3841	.025"
	6.5HP B&S INTEK OHV	BKR5ES	2460	.025"
	6.75HP B&S	BKR5ES	2460	.025"
	7HP B&S OHV	BKR5ES	2460	.025"
RIDING TRACTOR	8HP TECUMSEH	BR6S	3522	.030"
	8HP TECUMSEH	BR4-LM	4133	.025"
RIDING TRACTOR	10HP TECUMSEH	BR6S	3522	.030"
	10HP TECUMSEH	BR4-LM	4133	.025"
RIDING TRACTOR	11HP B&S	B2-LM	1147	.030"
RIDING TRACTOR	12HP B&S	B2-LM	1147	.030"
RIDING TRACTOR	12HP TECUMSEH	BR6S	3522	.030"
RIDING TRACTOR	12HP TECUMSEH OHV	B6HS	7534	.030"
	13.5HP B&S	BKR5ES	2460	.030"
RIDING TRACTOR	14.5HP B&S OHV	BKR5ES	2460	.030"
RIDING TRACTOR	14HP B&S	BKR5ES	2460	.030"
RIDING TRACTOR	15.5HP B&S OHV	BKR5ES	2460	.030"
LT1000-27535(G)	16HP B&S	BKR5ES	2460	.030"
RIDING TRACTOR	16HP TECUMSEH OHV	B6HS	7534	.030"
RIDING TRACTOR	17HP KOHLER PRO	BKR5ES	2460	.030"
RIDING TRACTOR	17.5HP B&S OHV	BKR5ES	2460	.030"
LT1000-27639(G)/27640(A)	18HP B&S INTEK OHV	BKR5ES	2460	.030"
ZTS7500-27768	19HP B&S INTEK	BKR5ES	2460	.030"

MAKE & MODEL	ENGINE	REGULAR PLUG	STK#	GAP
CRAFTSMAN (SEARS) Cont'd				
RIDING TRACTOR	19HP KOHLER COURAGE	BKR5ES	2460	.030"
RIDING TRACTOR	20HP B&S	BKR5ES	2460	.030"
LT2000/LT3000/YS4500	20HP B&S INTEK OHV	BKR5ES	2460	.030"
RIDING TRACTOR	20HP KOHLER 7000 SERIES	BKR5ES	2460	.030"
	20HP KOHLER COURAGE	BKR5ES	2460	.030"
RIDING TRACTOR	20HP ONAN	TR5	2238	.025"
YS4500-27662(A)	21HP KOHLER COURAGE	BKR5ES	2460	.030"
RIDING TRACTOR	21.5HP B&S INTEK	BKR5ES	2460	.030"
ZTS7500-27774	22HP B&S	BKR5ES	2460	.030"
RIDING TRACTOR	22HP B&S INTEK	BKR5ES	2460	.030"
RIDING TRACTOR	22HP KOHLER 7000 SERIES	BKR5ES	2460	.030"
RIDING TRACTOR	23HP KOHLER 7000 SERIES	BKR5ES	2460	.030"
	24HP B&S INTEK OHV	BKR5ES	2460	.030"
RIDING TRACTOR	24HP KOHLER 7000 SERIES	BKR5ES	2460	.030"
RIDING TRACTOR	25HP B&S INTEK	BKR5ES	2460	.030"
RIDING TRACTOR	25HP KOHLER 7000 SERIES	BKR5ES	2460	.030"
RIDING TRACTOR	25HP KOHLER COMMAND OHV	BKR5ES	2460	.030"
RIDING TRACTOR	26HP KOHLER COMMAND OHV	BKR5ES	2460	.030"
YS4500/FS5500/GS6500	26HP KOHLER COURAGE	BKR5ES	2460	.030"
RIDING TRACTOR	26HP KOHLER KT745	BKR5ES	2460	.030"
RIDING TRACTOR	27HP KOHLER PRO	BKR5ES	2460	.030"
RIDING TRACTOR	420cc B&S OHV	BPR6ES SLD	4008	.032"
CUB CADET				
CC98H	4.4HP HONDA GCV160	BPR5ES SLD #	4006	.032"
	5.5HP HONDA	BPR6ES SLD #	4008	.032"
	6HP KAWASAKI OHV	BMR6A SLD #	4002	.028"
S621, SR621, SRC621, SRE621	6.5HP KAWASAKI OHV	BPR5ES SLD	4006	.030"
	13HP KAWASAKI OHV	BCPR6ES	2330	.025"
	13HP KAWASAKI V-TWIN	BPR5ES SLD #	4006	.028"
	15HP KAWASAKI OHV	BCPR6ES	2330	.025"
	15HP KAWASAKI V-TWIN	BCPR6ES	2330	.025"
	16HP KOHLER COMMAND V-TWIN	BKR5ES	2460	.030"
	17HP B&S INTEK OHV	BKR5ES	2460	.030"
	17HP KAWASAKI OHV	BCPR6ES	2330	.025"
	17HP KAWASAKI V-TWIN	BPMR6A ^	6726	.025"
	17HP KOHLER COURAGE OHV	BKR5ES	2460	.030"

Denotes Original Equipment
 ^ Available in Blister Pack (see page 6)

Note: Due to different operating or engine conditions an alternate heat range plug maybe required.



MAKE & MODEL	ENGINE	REGULAR PLUG	STK#	GAP
CUB CADET Cont'd				
	18HP B&S V-TWIN	BKR5ES	2460	.030"
LTX1042KW	18HP KAWASAKI	BPR4ES SLD # ^	6578	.032"
	18HP KOHLER COMMAND V-TWIN	BKR5ES	2460	.030"
	18HP KOHLER COURAGE	BKR5ES	2460	.030"
XT1 LT42"	18HP KOHLER OHV	BKR5ES	2460	.030"
	18.5HP B&S INTEK	BR2-LM SLD	3841	.030"
LTX1040	19HP CUB CADET PROFESSIONAL GRADE KOHLER SINGLE-CYLINDER OHV	BKR5ES	2460	.030"
	19HP KAWASAKI V-TWIN	BCPR6ES	2330	.025"
	19HP KOHLER COURAGE	BKR5ES	2460	.030"
	20HP B&S INTEK	BKR5ES	2460	.030"
LTX1045	20HP CUB CADET PROFESSIONAL GRADE KOHLER SINGLE-CYLINDER OHV	BKR5ES	2460	.030"
	20HP HONDA V-TWIN	BPR6ES SLD #	4008	.032"
GT2000, GTX2000	20HP KOHLER COMMAND	BKR5ES	2460	.030"
	20HP KOHLER COURAGE	BKR5ES	2460	.030"
	21HP B&S VANGUARD	BKR5ES	2460	.030"
	21HP KOHLER COMMAND V-TWIN	BKR5ES	2460	.030"
LTX1046KW, ZFORCE S48	21.5HP KAWASAKI	BPR4ES SLD # ^	6578	.032"
	22HP B&S INTEK	BKR5ES	2460	.030"
	22HP KAWASAKI V-TWIN	BMR6A SLD #	4002	.028"
LTX1042KH, RZT42, RXT46, RZTS42	22HP KOHLER	BKR5ES	2460	.030"
LTX1046M	22HP KOHLER	BKR5ES	2460	.030"
XT1 LT46"	22HP KOHLER	BKR5ES	2460	.030"
XT2 LX42"	22HP KOHLER 7000 SERIES KT725	BKR5ES	2460	.030"
	22HP KOHLER COMMAND V-TWIN	BKR5ES	2460	.030"
ZFORCE 48	22HP KOHLER COURAGE PRO	BKR5ES	2460	.030"
XT3 GS, XT3 GSE, XT3 GSX	22.5HP KOHLER COMMAND	BKR5ES	2460	.030"
LTX1050KW	23HP KAWASAKI	BPR4ES SLD # ^	6578	.032"
ZFORCE S54	23HP KAWASAKI	BPR4ES SLD # ^	6578	.032"
	23HP KAWASAKI V-TWIN	BPR4ES SLD # ^	6578	.028"
	23HP KOHLER	BKR5ES	2460	.030"
GT2100, GTX2100, TANK SZ48	23HP KOHLER COMMAND	BKR5ES	2460	.030"
ZFORCE SZ 48 COMMERCIAL	23HP KOHLER COMMAND	BKR5ES	2460	.030"

MAKE & MODEL	ENGINE	REGULAR PLUG	STK#	GAP
CUB CADET Cont'd				
RZT50-KH, RZT50-KW, RZT54-KW, RZTS46	23HP KOHLER COURAGE	BKR5ES	2460	.030"
	23HP KOHLER COURAGE V-TWIN	BKR5ES	2460	.030"
PRO Z 160L	23.5HP KAWASAKI FX730V	BPR4ES SLD # ^	6578	.032"
TANK LZ48	24HP B&S COMMERCIAL TURF	BKR5ES	2460	.030"
	24HP HONDA GX670	ZGR5A #	5077	.028"
ZFORCE S60	24HP KAWASAKI	BPR4ES SLD # ^	6578	.032"
LTX1050KH	24HP KOHLER	BKR5ES	2460	.030"
XT1 LT50", XT1 ST54"	24HP KOHLER	BKR5ES	2460	.030"
XT2 LX46", XT2 LX46" FAB, XT2 LX50"	24HP KOHLER 7000 SERIES 725cc	BKR5ES	2460	.030"
RZT54-KH	24HP KOHLER COURAGE	BKR5ES	2460	.030"
ZFORCE 54	24HP KOHLER COURAGE PRO	BKR5ES	2460	.030"
	25HP KAWASAKI FH741V	BCPR6ES	2330	.028"
	25HP KAWASAKI OHV L/C	BPR2ES SLD #	2015	.025"
LGT1050, LGTX1050	25HP KOHLER	BKR5ES	2460	.030"
XT1 GT50"	25HP KOHLER	BKR5ES	2460	.030"
XT2 GX54", XT2 LX54"	25HP KOHLER 7000 SERIES	BKR5ES	2460	.030"
TANK LZ54	25HP KOHLER COMMAND	BKR5ES	2460	.030"
ZFORCE SZ 60 COMMERCIAL	25HP KOHLER COMMAND	BKR5ES	2460	.030"
PRO Z 148L EFI	25HP KOHLER CONFIDANT EFI EZT740	BKR5ES	2460	.030"
RZTS50, RZTS54	25HP KOHLER COURAGE	BKR5ES	2460	.030"
	25HP KOHLER COURAGE V-TWIN	BKR5ES	2460	.030"
LGT1054	26HP KOHLER	BKR5ES	2460	.030"
	26HP KOHLER COMMAND	BKR5ES	2460	.030"
PRO Z 154L EFI	26HP KOHLER CONFIDANT EZT750 EFI	BKR5ES	2460	.030"
TANK LZ60 KW	27HP KAWASAKI FX SERIES	BPR4ES SLD # ^	6578	.032"
TANK SZ60	27HP KAWASAKI FX SERIES	BPR4ES SLD # ^	6578	.032"
LGTX1054, GT1054, GTX1054	27HP KOHLER	BKR5ES	2460	.030"
TANK LZ60 KH	27HP KOHLER COMMAND	BKR5ES	2460	.030"
PRO Z 160L	27HP KOHLER CONFIDANT EFI EZT750	BKR5ES	2460	.030"
	27HP KOHLER COURAGE V-TWIN	BKR5ES	2460	.030"
	27HP KOHLER OHV	BKR5ES	2460	.030"
	28HP KOHLER V-TWIN	BKR5ES	2460	.030"

Lawnmowers

Denotes Original Equipment

^ Available in Blister Pack (see page 6)

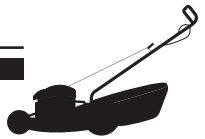
Note: Due to different operating or engine conditions an alternate heat range plug maybe required.

MAKE & MODEL	ENGINE	REGULAR PLUG	STK#	GAP
CUB CADET Cont'd				
	29HP KAWASAKI OHV L/C	BPR4ES SLD # ^	6578	.028"
TANK M72-KW	35HP KAWASAKI	BPR5ES SLD #	4006	.032"
SC100, SC100HW, SC300HW, SC500EZ, SC500HW, SC500, SC500Z	159cc CUB CADET OHV	BPR5ES SLD	4006	.032"
CC46ES, CC550ES, CC94M, CC98M	173cc CUB CADET OHV	BKR5ES	2460	.030"
SC500E	173cc CUB CADET OHV	BPR5ES SLD	4006	.032"
CC999E3	175cc B&S 775	BKR5ES	2460	.020"
CC600	195cc CUB CADET	BPR5ES SLD	4006	.032"
CC760	344cc B&S	BKR5ES	2460	.030"
CC760ES	420cc CUB CADET OHV	BKR5ES	2460	.030"
XT1 LT42" C, XT2 LX42" EFI	547cc CUB CADET EFI	BPR6ES SLD	4008	.032"
072R, 108R, 149R, 702R, 899E, 899R, P418, PS520, SC621, SC621E		BR2-LM SLD	3841	.030"
CUNNINGHAM				
	ALL MODELS	BR2-LM SLD	3841	.030"
CUSHMAN				
	OMC 218	WR5	2438	.025"
DACON				
		B2-LM	1147	.025"
DAVIS				
	ALL MODELS	B2-LM	1147	.030"
DAYTON				
	TECUMSEH	BR6S	3522	.025"
DEINES				
	ONAN	B-4L	3112	.025"
	TECUMSEH	B6S	3510	.025"
DERBY				
PACER	13HP B&S OHV	BKR5ES	2460	.030"
MORGAN	20HP B&S	BKR5ES	2460	.030"
COLT	23HP KOHLER COMMAND	BKR5ES	2460	.030"
DIXIE CHOPPER				
WB22, WB24	6.75HP B&S	BKR5ES	2460	.030"
WB36	15HP KOHLER	BKR5ES	2460	.030"
	17HP KOHLER	BKR5ES	2460	.030"
1832S, 1836S, 1736D, 1844D PURSUIT	18HP B&S PROFESSIONAL 656cc	BKR5ES	2460	.030"
SILVER EAGLE MODELS	18HP KOHLER	BKR5ES	2460	.030"
1942, ZEE 1	19.5HP B&S INTEK XRD	BKR5ES	2460	.030"
	20HP KOHLER	BKR5ES	2460	.030"
2142, ZEE 2	21HP KAWASAKI FR651V	BPR4ES SLD # ^	6578	.030"
2244R, 2250R MAGNUM	22HP KAWASAKI FS651V	BPR4ES SLD # ^	6578	.030"
2244HP, 2250HP MAGNUM HP	22HP KAWASAKI FX691V	BPR4ES SLD # ^	6578	.030"
2348, ZEE 1	23HP B&S INTEK XRD	BKR5ES	2460	.030"
2354, ZEE 2	23HP KAWASAKI FR691V	BPR4ES SLD # ^	6578	.030"
2348HP, 2354HP- ZEE 2	23HP KAWASAKI FS691V	BPR4ES SLD # ^	6578	.030"

MAKE & MODEL	ENGINE	REGULAR PLUG	STK#	GAP
DIXIE CHOPPER Cont'd				
	23HP KOHLER	BKR5ES	2460	.030"
2350 EFI MAGNUM HP	23HP KOHLER EFI ECV680	BKR5ES	2460	.030"
2460HP MAGNUM HP	23.5HP KAWASAKI FX730V	BPR4ES SLD # ^	6578	.030"
	24HP HONDA GX670	ZGR5A #	5077	.028"
2460R MAGNUM	24HP KAWASAKI FS730V	BPR4ES SLD # ^	6578	.030"
	25HP KAWASAKI FH721D/FH721V	BPR4ES SLD # ^	6578	.028"
2550KW- SILVER EAGLE	25HP KAWASAKI FX801V	BPR4ES SLD # ^	6578	.032"
	25HP KOHLER	BKR5ES	2460	.030"
2550KO, 2560KO	25HP KOHLER CONFIDANT ZT740	BKR5ES	2460	.030"
2648, 2654 STRYKER	26HP B&S VANGUARD 810cc	BKR5ES	2460	.030"
	26HP KOHLER COMMAND PRO V-TWIN	BKR5ES	2460	.030"
2660 EFI SILVER EAGLE	26HP KOHLER EFI ECV749	BKR5ES	2460	.030"
	27HP GENERAC	BKR4E	4421	.036"
5474 XCALIBER TWIN ENGINE	27HP GENERAC GTV760	BKR5ES	2460	.030"
2744, 2750, 2760- SILVER EAGLE, 2750W, 2760W-CLASSIC T & W	27HP GENERAC GTV760	BKR5ES	2460	.030"
2760KW- SILVER EAGLE, 2750T, 2760T- CLASSIC T & W	27HP KAWASAKI FX850V	BPR4ES SLD # ^	6578	.030"
2760KW, 2772KW - SILVER EAGLE, 2750KW, 2760KW - CLASSIC	27HP KAWASAKI FX850V	BPR4ES SLD # ^	6578	.032"
	27HP KOHLER COMMAND PRO V-TWIN	BKR5ES	2460	.030"
2750EFI, 2760EFI	27HP KOHLER CONFIDANT EFI EZT750	BKR5ES	2460	.030"
2750EFI, 2760EFI, 2772EFI- SILVER EAGLE	27HP KOHLER EFI ECV850	DCPR7E	3932	.030"
	28HP KOHLER COMMAND PRO V-TWIN	BKR5ES	2460	.030"
XWF3000-60	30HP KOHLER	BKR5ES	2460	.030"
3160HP- CLASSIC, 3160KW- XCALIBER	31HP KAWASAKI FX921V	BPR5ES SLD #	4006	.032"
3160EFI- CLASSIC	31HP KOHLER EFI ECV870	DCPR7E	3932	.030"
3360W- CLASSIC T & W, 3360HP, 3372HP-CLASSIC, 3366, 3374- XCALIBER, 3356- XCALIBER 4X4	33HP GENERAC GTV990	BKR5ES	2460	.030"
3360EFI, 3366EFI- XCALIBER	33HP KOHLER COMMAND PRO EFI ECV870	DCPR7E	3932	.030"
3572EFI - CLASSIC, 3574EFI- XCALIBER	34HP KOHLER COMMAND PRO EFI ECV940	BKR6ES	6364	.030"
3560T CLASSIC T & W	35HP KAWASAKI FX1000V	BPR5ES SLD #	4006	.030"

Denotes Original Equipment
 ^ Available in Blister Pack (see page 6)

Note: Due to different operating or engine conditions an alternate heat range plug maybe required.



MAKE & MODEL	ENGINE	REGULAR PLUG	STK#	GAP
DIXIE CHOPPER Cont'd				
3572HP - CLASSIC, 3566KW, 3574KW-XCALIBER	35HP KAWASAKI FX1000V	BPR5ES SLD #	4006	.032"
3672BR - CLASSIC, 3674BR- XCALIBER	36HP B&S VANGUARD BIG BLOCK 993cc	BKR5ES	2460	.030"
DIXON				
D160H22	4.4HP HONDA GCV160	BPR5ES SLD #	4006	.032"
	9HP B&S	BKR5ES	2460	.030"
	10HP B&S	B2-LM	1147	.030"
	11HP B&S	BR2-LM SLD	3841	.030"
	13HP B&S	B2-LM	1147	.030"
	14HP B&S	BKR5ES	2460	.030"
	14HP KOHLER COMMAND	BKR5E-11	6953	.040"
	14.5HP B&S INTEK	BKR5ES	2460	.030"
	15HP KOHLER	BKR5E-11	6953	.040"
	15HP KOHLER COMMAND	BKR5E-11	6953	.040"
	15.5HP B&S INTEK	BKR5ES	2460	.030"
	15.5HP B&S VANGUARD	BKR5ES	2460	.030"
	16HP KOHLER COMMAND	BKR5ES	2460	.030"
SPEED ZTR 30	16.5HP B&S INTEK XRD	BKR5ES	2460	.030"
	18HP KOHLER	BKR5ES	2460	.030"
	19HP KAWASAKI FH SERIES	BCPR6ES	2330	.025"
SPEED ZTR 42	19.5HP B&S PROFESSIONAL SERIES 31Q677-1503-G1	BKR5ES	2460	.030"
	20HP KOHLER	BKR5ES	2460	.030"
D20KH42	20HP KOHLER COURAGE	BKR5ES	2460	.030"
DX148	20.5HP KAWASAKI FX651V	BPR4ES SLD # ^	6578	.032"
D21KH26	21HP KOHLER COURAGE	BKR5ES	2460	.030"
SPEED ZTR 42SE	21.5HP KAWASAKI FR651V	BPR4ES SLD # ^	6578	.032"
SPEED ZTR 46	22HP B&S PROFESSIONAL SERIES 40H777-0142-G1	BKR5ES	2460	.030"
DX152	22HP KAWASAKI FX691V	BPR4ES SLD # ^	6578	.032"
	22HP KOHLER	BKR5ES	2460	.030"
D2246YT	22HP KOHLER COURAGE	BKR5ES	2460	.030"
	22HP OHV GENERAL	BKR4E-11 #	5424	.044"
	23HP KOHLER COMMAND	BKR5ES	2460	.030"
SPEED ZTR 48 SE, SPEED ZTR 54	24HP KAWASAKI FR730V	BPR4ES SLD # ^	6578	.032"
DX254	24.5HP KAWASAKI FX751	BPR4ES SLD # ^	6578	.032"
	25HP KOHLER COMMAND PRO	BKR5ES	2460	.030"

MAKE & MODEL	ENGINE	REGULAR PLUG	STK#	GAP
DIXON Cont'd				
ULTRA 52	25HP KOHLER COURAGE PRO SV830	BKR5ES	2460	.030"
	25HP OHV GENERAL	BKR4E-11 #	5424	.044"
DX260	25.5HP KAWASAKI FX SERIES	BPR4ES SLD # ^	6578	.032"
RAM 48 ZT	26HP B&S 44P777-03278-G1	BKR5ES	2460	.030"
D26KH48	26HP KOHLER COURAGE	BKR5ES	2460	.030"
	27HP KAWASAKI OHV L/C	BPR2ES SLD #	2015	.025"
ULTRA 61	27HP KOHLER COURAGE CV740	BKR5ES	2460	.030"
	27HP OHV GENERAL	BKR4E-11 #	5424	.044"
DX161	28HP B&S 49L977-0110-G1	BKR5ES	2460	.030"
DX260, DX272	31HP KAWASAKI FX921V	BPR5ES SLD #	4006	.032"
	32HP OHV GENERAL	BKR4E-11 #	5424	.044"
DX161	KAWASAKI FX730V	BPR4ES SLD # ^	6578	.032"
DR PRODUCTS				
	3HP TECUMSEH	B2-LM	1147	.030"
	3.75HP, 5HP B&S	B2-LM	1147	.030"
8.26 PRO-XL	5.5HP SUBARU EA190 OHC	BPR7HS ^	6422	.028"
	6HP TECUMSEH	BR6S	3522	.025"
6.50 PREMIER	6.5HP KOHLER XT6.5 OHV	DCPR6E ^	3481	.030"
6.75 PREMIER PLUS	6.75HP B&S QUANTUM	BR2-LM SLD	3841	.030"
7.52 PRO	7.5HP SUBARU EA175 OHC	BPR7HS ^	6422	.028"
8.75 PRO-XL	8.75FPT B&S 875 SERIES	BKR5ES	2460	.030"
12.5 HP PRO, 12.5 PREMIER	12.5HP B&S POWER BUILT OHV	BKR5ES	2460	.030"
14.5 HP PRO	14.5HP B&S INTEK OHV	BKR5ES	2460	.030"
16.5 HP PRO	16.5HP B&S INTEK OHV	BKR5ES	2460	.030"
18.5 HP PRO-XL	18.5HP KAWASAKI FS600V	BPR4ES SLD # ^	6578	.030"
DUNLAP				
	B&S	B2-LM	1147	.025"
	POWER PRODUCTS	BR6S	3522	.025"
DUO-THERM				
		B2-LM	1147	.025"
DYNA MOW				
	ALL MODELS	B2-LM	1147	.030"
DYNAMARK				
	B&S	B2-LM	1147	.025"
	TECUMSEH	B6S	3510	.025"
EAGER BEAVER				
	B&S	B2-LM	1147	.030"

Lawnmowers

Denotes Original Equipment

^ Available in Blister Pack (see page 6)

Note: Due to different operating or engine conditions an alternate heat range plug maybe required.

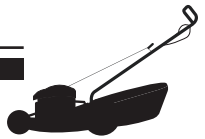
MAKE & MODEL	ENGINE	REGULAR PLUG	STK#	GAP
EASY WAY				
		B2-LM	1147	.025"
EATON				
	B&S	B2-LM	1147	.025"
	TECUMSEH	BR4-LM	4133	.025"
ECHO				
LM-204, LM-204P, LM-214, LM-214P		B2-LM	1147	.025"
LM-212, LM-212P, LM-212PS, LMC-212		BPM6A #	7021	.028"
ECLIPSE				
		B2-LM	1147	.025"
ECONOMY				
	14HP KOHLER K321	B-6L	3212	.025"
EDKO				
WALKING TRACTOR		BM6A SLD	6021	.025"
		B2-LM	1147	.025"
ENCORE				
WALK BEHIND - EW32FS481V, EW36FS481V, EW36FS481VH, EW48FS481V, EW48FS481VH, EW48FS481VHF	14.5HP KAWASAKI FS481V	BPR4ES SLD # ^	6578	.032"
BELT - WB32K16, WB36K16, WB48K16	14.5HP KAWASAKI FS481V	BPR4ES SLD # ^	6578	.032"
HYDRO - WB36K16H, WB48K16H	14.5HP KAWASAKI FS481V	BPR4ES SLD # ^	6578	.032"
FUZION - F34K20, F42K20, F48K20	18HP KAWASAKI FS600V	BPR4ES SLD # ^	6578	.032"
DART - ED34FSFS600V	18.5HP KAWASAKI FS600V	BPR4ES SLD # ^	6578	.032"
EDGE - EE52FR691V32	23HP KAWASAKI FR691V	BPR4ES SLD # ^	6578	.032"
X-TREME - 52K26X, 60K26X	23.5HP KAWASAKI FX730V	BPR4ES SLD # ^	6578	.032"
RAGE - ER52FX730V	23.5HP KAWASAKI FX730V	BPR4ES SLD # ^	6578	.032"
FUZION - F34B24, F42B24, F8B24	25HP B&S ELS 724cc	BKR5ES	2460	.030"
CALIBER - EC52FX730V3, EC52FX730V5, EC60FX730V3, EC60FX730V5	25.5HP KAWASAKI FX801V	BPR4ES SLD # ^	6578	.032"
PROWLER - 61K28A3, 72K28A3	28HP KAWASAKI FH770D	BPR4ES SLD # ^	6578	.032"
ENGINEERING PRODUCT				
RIDING TRACTOR		B-6L	3212	.025"
ESKA				
	ALL MODELS	B2-LM	1147	.025"
EVERRIDE				
WASP	15HP KAWASAKI FH430	BCPR6ES #	2330	.025"
WASP	17HP KAWAKSAI FH541V	BPMR6A ^	6726	.025"
HORNET	19HP KAWASAKI FH601V	BPR4ES SLD # ^	6578	.028"
HORNET	23HP KAWASAKI FH680V	BPR4ES SLD # ^	6578	.028"

MAKE & MODEL	ENGINE	REGULAR PLUG	STK#	GAP
EVERRIDE Cont'd				
SCORPION	23HP KOHLER OHV	BKR5ES	2460	.030"
WARRIOR	25HP KAWASAKI FH721V	BPR4ES SLD # ^	6578	.028"
WARRIOR	27HP KOHLER CV740	BPR2ES SLD #	2015	.025"
WARRIOR	30HP KOHLER COMMAND PRO	BKR5ES	2460	.030"
EVERSHARP				
	ALL MODELS	B2-LM	1147	.025"
EXCELLO				
	ALL MODELS	BR6S	3522	.025"
EXMARK				
COMMERCIAL 21 X-SERIES (ECXHN21), (ECXHNBB21)	4.3HP HONDA GXV160	BPR5ES SLD #	4006	.032"
	5.5HP HONDA	BPR6ES SLD #	4008	.032"
	6HP KAWASAKI	BPR5ES SLD #	4006	.028"
COMMERCIAL 21 S-SERIES (ECSKA21), COMMERCIAL 21 X-SERIES (ECXK21), (ECXKABBC21), COMMERCIAL 30	6HP KAWASAKI FJ180V	BPR5ES SLD #	4006	.032"
	13HP KAWASAKI 1-CYLINDER	BPR5ES SLD #	4006	.028"
	15HP KAWASAKI V-TWIN	BCPR6ES	2330	.025"
	15HP KOHLER COMMAND SP	BKR5E-11	6953	.040"
	17HP KAWASAKI V-TWIN	BPMR6A ^	6726	.025"
	18HP B&S	BKR5ES	2460	.030"
	18HP KOHLER COMMAND	BKR5ES	2460	.030"
	19HP KAWASAKI V-TWIN	BPR4ES SLD # ^	6578	.028"
PIONEER S-SERIES (PNS710GKC48300)	19HP KOHLER CONFIDANT ZT710	BKR5ES	2460	.030"
	20HP KOHLER COMMAND	BKR5ES	2460	.030"
LAZER Z E-SERIES (LZE651GKA484A2)	20.5HP KAWASAKI FX651V	BPR4ES SLD # ^	6578	.032"
	21HP KAWASAKI V-TWIN	BPR4ES SLD # ^	6578	.028"
PIONEER S-SERIES (PNS720GKC52300)	21HP KOHLER CONFIDANT ZT720	BKR5ES	2460	.030"
PIONEER E-SERIES (PNE651GKA48200)	21.5HP KAWASAKI FR651V	BPR4ES SLD # ^	6578	.032"
LAZER Z E-SERIES (LZE691GKA524A2)	22HP KAWASAKI FX691V	BPR4ES SLD # ^	6578	.032"
PIONEER E-SERIES (PNE691GKA52200)	23HP KAWASAKI FR691V	BPR4ES SLD # ^	6578	.032"
	23HP KAWASAKI V-TWIN	BPR4ES SLD # ^	6578	.028"
	23HP KOHLER COMMAND	BKR5ES	2460	.030"
LAZER Z E-SERIES (LZE730GKA524B2), LAZER Z E-SERIES (LZE730GKA604A3), PIONEER S-SERIES (PNS730GKA604A3)	23.5HP KAWASAKI FX730V	BPR4ES SLD # ^	6578	.032"

Denotes Original Equipment

^ Available in Blister Pack (see page 6)

Note: Due to different operating or engine conditions an alternate heat range plug maybe required.



MAKE & MODEL	ENGINE	REGULAR PLUG	STK#	GAP
EXMARK Cont'd				
LAZER Z E-SERIES (LZE732GKC524A2)	23.5HP KOHLER COMMAND PRO CV732	BKR5ES	2460	.030"
	25HP KOHLER COMMAND	BKR5ES	2460	.030"
LAZER Z E-SERIES (LZE742GKC604A3), LAZER Z E-SERIES (LZE742GKC604B1)	25HP KOHLER COMMAND PRO CV742	BKR5ES	2460	.030"
LAZER Z E-SERIES (LZE740EKC60400)	25HP KOHLER COMMAND PRO EFI ECV740	BKR5ES	2460	.030"
PIONEER S-SERIES (PNS740GKC60400), PIONEER S-SERIES (PNS740GKC604A4), PIONEER S-SERIES (PNS740GKC60RA3)	25HP KOHLER CONFIDANT ZT740	BKR5ES	2460	.030"
LAZER Z E-SERIES (LZE801GKA604A3), LAZER Z E-SERIES (LZE801GKA604B1), LAZER Z E-SERIES (LZE801GKA60RA1), LAZER Z E-SERIES (LZE801GKA724A3), LAZER Z E-SERIES (LZE801GKA72RA1)	25.5HP KAWASAKI FX801V	BPR4ES SLD # ^	6578	.032"
	27HP KAWASAKI OHV L/C	BPR2ES SLD #	2015	.025"
	27HP KOHLER COMMAND	BKR5ES	2460	.030"
	28HP KOHLER COMMAND	BKR5ES	2460	.030"
	31HP B&S 3-CYL	BKR5ES	2460	.030"
QUEST E-SERIES (QTE452CEM42100), QUEST E-SERIES (QTE452CEM42200)	452cc EXMARK	BKR5ES	2460	.030"
QUEST E-SERIES (QTE708GEM50200)	708cc EXMARK	BPR6ES SLD	4008	.030"
QUEST E-SERIES (QTE651KA421), PIONEER E-SERIES (PNE651KA482), PIONEER S-SERIES (PNS651KA483)	KAWASAKI FR651V	BPR4ES SLD # ^	6578	.032"
QUEST E-SERIES (QTE691KA501), QUEST S-SERIES, PIONEER E-SERIES (PNE691KA522), LAZER Z E-SERIES (LZE691KA524)	KAWASAKI FR691V	BPR4ES SLD # ^	6578	.032"
METRO (MG481KA322P), (MG481KA362), (MG481KA362CA), (MG481KA483), (MG481KA483CA), VIKING (VH481KA362), (VH481KA362CA), (VH481KA483), TURF TRACER (TTS481KA363), (TTS481KA363CA), (TTS481KA483),	KAWASAKI FS481V	BPR4ES SLD # ^	6578	.032"
TURF TRACER S-SERIES (TTS541KA483CA), (TTS541KA523), VANTAGE S-SERIES (VTS541KA363) (VTS541KA363CA)	KAWASAKI FS541V	BPR4ES SLD # ^	6578	.032"
TURF TRACER S-SERIES (TTS600KAW483), (TTS600KAE523)	KAWASAKI FS600V	BPR4ES SLD # ^	6578	.032"
VANTAGE X-SERIES (VTX651KA484)	KAWASAKI FS651V	BPR4ES SLD # ^	6578	.032"

MAKE & MODEL	ENGINE	REGULAR PLUG	STK#	GAP
EXMARK Cont'd				
LAZER Z S-SERIES (LZS691KA524)	KAWASAKI FS691V	BPR4ES SLD # ^	6578	.032"
PIONEER S-SERIES (PNS600KA443), LAZER Z E-SERIES (LZE600KA484)	KAWASAKI FX600V	BPR4ES SLD # ^	6578	.032"
LAZER Z S-SERIES (LZS651KA484), VANTAGE S-SERIES (VTS651KA484)	KAWASAKI FX651V	BPR4ES SLD # ^	6578	.032"
TURF TRACER X-SERIES (TTX691KAE524), (TTX691KAE604), (TTX691KAE604CA), VANTAGE S-SERIES (VTS691KA484CA), (VTS691KA524), (VTS691KA624CA), VANTAGE X-SERIES (VTX691KA524)	KAWASAKI FX691V	BPR4ES SLD # ^	6578	.032"
LAZER Z E-SERIES (LZE730KA604)	KAWASAKI FX730V	BPR4ES SLD # ^	6578	.032"
LAZER Z S-SERIES (LZS801KA524), (LZS801KA604), (LZS801KA724), LAZER Z X-SERIES (LZX801KA606)	KAWASAKI FX801V	BPR4ES SLD # ^	6578	.032"
NAVIGATOR (NV640KC42), (NV640KC48),	KOHLER CH640	BKR5ES	2460	.030"
PIONNER S-SERIES (PNS680KC523)	KOHLER CV680	BKR5ES	2460	.030"
PIONNER S-SERIES (PNS740KC604), LAZER Z E-SERIES (LZE740EKC604)	KOHLER CV740	BKR5ES	2460	.030"
LAZER Z X-SERIES (LZX980KC606), (LZX980KC726)	KOHLER CV980	BKR5ES	2460	.030"
NAVIGATOR (NV730EKC42), (NV730EKC48)	KOHLER ECH730	BKR5ES	2460	.030"
TURF TRACER X-SERIES (TTX650EKCE524), (TTX650EKCE604), (TTX650EKCE604N)	KOHLER ECV650	BKR5ES	2460	.030"
PKC724), VANTAGE X-SERIES (VTX730EKC524)	KOHLER ECV730	BKR5ES	2460	.030"
LAZER Z X-SERIES (LZX740EKC526), VANTAGE X-SERIES 9VTX740EKC604)	KOHLER ECV740	BKR5ES	2460	.030"
LAZER Z S-SERIES (LZS749EKC604), (LZS749EKC724)	KOHLER ECV749	BKR5ES	2460	.030"
LAZER Z X-SERIES (LZX940EKC606)	KOHLER ECV940	BKR6ES	6364	.030"
LAZER Z X-SERIES (LZX980EKC726)	KOHLER ECV980	BKR6ES	6364	.030"
TURF TRACER S-SERIES (TTS680PKCE483), TURF TRACER S-SERIES PROPANE, TURF TRACER X-SERIES (TTX680PKCE524), (TTX680PKCE604), TURF TRACER X-SERIES (TTX680PKCE524), (TTX680PKCE604)	KOHLER PCV680	BKR5ES	2460	.030"

Lawnmowers

Denotes Original Equipment

^ Available in Blister Pack (see page 6)

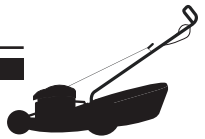
Note: Due to different operating or engine conditions an alternate heat range plug maybe required.

MAKE & MODEL	ENGINE	REGULAR PLUG	STK#	GAP
EXMARK Cont'd				
LAZER Z S-SERIES (LZS740PKC604), (LZS740PKC724), LAZER Z PROPANE (LZS740PKC604), LAZER Z PROPANE (LZS740	KOHLER PCV740	BKR5ES	2460	.030"
EXPERT				
	ALL MODELS	B2-LM	1147	.025"
E-Z MO				
	8.5HP B&S	B2-LM	1147	.030"
	ALL MODELS	B2-LM	1147	.030"
E-Z ROLL				
	B&S	B2-LM	1147	.030"
	TECUMSEH	B6S	3510	.025"
F&N				
	ALL MODELS	B2-LM	1147	.030"
FAIRBANKS MORSE				
	ALL MODELS	B2-LM	1147	.025"
FALLS ROTO CLIPPER				
	ALL OTHER MODELS	B2-LM	1147	.025"
	POWER PRODUCTS	BM6A SLD	6021	.025"
FEDWAY				
	B&S	B2-LM	1147	.025"
	IRON HORSE	B-4	3210	.025"
FERRIS				
	12.5HP KAWASAKI	BMR4A SLD #	4004	.024"
	13HP B&S	BR2-LM SLD	3841	.030"
	13HP HONDA	BPR6ES SLD #	4008	.032"
	13HP KAWASAKI	BPR5ES SLD #	4006	.028"
	13HP KAWASAKI V-TWIN	BCPR6ES	2330	.025"
	13.5HP B&S INTEK	BKR5ES	2460	.030"
	14HP KAWASAKI	BPR5ES SLD #	4006	.028"
	15HP KAWASAKI	BCPR6ES	2330	.025"
CCWKAV1536, HC32KAV15E, HC36KAV15E, FW25CCKAV1548, FW25KAV1536, FW25KAV1548, FW25KAV1552	15HP KAWASAKI FS541V	BPR4ES SLD # ^	6578	.032"
FW25CCKAV1552	15HP KAWASAKI FS600V	BPR4ES SLD # ^	6578	.032"
	15HP KAWASAKI V-TWIN	BCPR6ES	2330	.025"
	17HP KAWASAKI	BPR5ES SLD #	4006	.028"
FW25CCKAV1936, FW25CCKAV1948, FW25CCKAV1952, FW25KAV1948, FW25KAV1952, IS1500ZKA1944, IS1500KAV1948, IS600ZKAV1948, IS600ZKAV1944, IS600ZKAV1948	18.5HP KAWASAKI FS600V	BPR4ES SLD # ^	6578	.032"
	19HP KAWASAKI	BPR4ES SLD # ^	6578	.028"
EVKAV1936	19HP KAWASAKI FH580V	BPMR6A # ^	6726	.028"
	19HP KAWASAKI V-TWIN	BPR4ES SLD # ^	6578	.028"

MAKE & MODEL	ENGINE	REGULAR PLUG	STK#	GAP
FERRIS Cont'd				
	20HP B&S VANGUARD	BKR5ES	2460	.030"
EVKAV2048	20HP KAWASAKI FX600V	BPR4ES SLD # ^	6578	.032"
CCWKAV2148, CCWKAV2152, FW35CCKAV2148, FW35CCKAV2152, FW35KAV2148, FW35KAV2152	20.5HP KAWASAKI FX651V	BPR4ES SLD # ^	6578	.032"
	21HP KAWASAKI	BPR4ES SLD # ^	6578	.028"
	21HP KAWASAKI V-TWIN	BPR4ES SLD # ^	6578	.028"
	21HP KOHLER OHV	UR4	6630	.025"
	22HP KOHLER CV22	BKR5ES	2460	.030"
	23HP KAWASAKI	BPR4ES SLD # ^	6578	.028"
IS1500ZKAV2352, IS700ZKAV2352, IS700ZKAV2352	23HP KAWASAKI FS691V	BPR4ES SLD # ^	6578	.032"
	23HP KOHLER COMMAND	BKR5ES	2460	.030"
CCWKAV2452, CCWKAV2461, F160ZKAV2448, F160ZKAV2452, FW35CCKAV2461, FW35KAV2461	23.5HP KAWASAKI FX730V	BPR4ES SLD # ^	6578	.032"
IS500ZB2444	24HP B&S PROFESSIONAL SERIES	BKR5ES	2460	.030"
IS1500ZCKAV2461, IS700KAV2461, IS700ZKAV2461, PROCUT S H2224KAV	24HP KAWASAKI FS730V	BPR4ES SLD # ^	6578	.032"
IS600ZB2544, IS600ZB2548	25HP B&S COMMERCIAL SERIES	BKR5ES	2460	.030"
	25HP KAWASAKI FH721V	BPR4ES SLD # ^	6578	.028"
	25HP KOHLER	BKR5ES	2460	.030"
	25HP KOHLER CV25	BKR5ES	2460	.030"
IS700ZKAVE2661	25.5HP KAWASAKI FS730V EFI	BPR4ES SLD # ^	6578	.032"
F210ZKAV2661, IS200ZKAV2652, IS2000ZKA2661, IS700ZB2852, IS700ZB2861, IS2100ZKAV2652, IS2100ZKAV2661, SRSZ2KAV2652, SRSZ2KAV2661	25.5HP KAWASAKI FX801V	BPR4ES SLD # ^	6578	.032"
IS1500ZB2644, IS1500ZB2648, IS1500ZXB2652, IS600ZKAV1944	26HP B&S COMMERCIAL TURF SERIES	BKR5ES	2460	.030"
F160ZBV2648, FW35BV2652, FW35BV2661, FW35CCBV2652, FW35CCBV2661	26HP B&S VANGUARD 810cc	BKR5ES	2460	.030"
EVKAV2652	26HP KAWASAKI FX730V	BPR4ES SLD # ^	6578	.032"
	26HP KAWASAKI V-TWIN	BPR2ES SLD #	2015	.025"
	26HP KOHLER COMMAND PRO	BKR5ES	2460	.030"

Denotes Original Equipment
 ^ Available in Blister Pack (see page 6)

Note: Due to different operating or engine conditions an alternate heat range plug maybe required.



MAKE & MODEL	ENGINE	REGULAR PLUG	STK#	GAP
FERRIS Cont'd				
IS2100ZBV2652, IS2100ZBV2661, IS700ZBV2661	26HP VANGUARD 810cc	BKR5ES	2460	.030"
IS700ZB2752, IS700ZB2761	27HP B&S COMMERCIAL SERIES	BKR5ES	2460	.030"
PROCUT S H2227B	27HP B&S COMMERCIAL TURF SERIES	BKR5ES	2460	.030"
IS600ZB2744, IS600ZB2748, IS500ZB2752, IS500ZB2761	27HP B&S PROFESSIONAL SERIES	BKR5ES	2460	.030"
EVKAV2748	27HP KAWASAKI FX751V	BPR4ES SLD # ^	6578	.032"
	27HP KAWASAKI OHV	BPR2ES SLD #	2015	.025"
	27HP KOHLER	BKR5ES	2460	.030"
	27HP KOHLER COMMAND V- TWIN	BKR5ES	2460	.030"
	27HP KOHLER FD750D	---	---	.044"
IS2000ZBH2852, IS1500ZXB2861	28HP B&S COMMERCIAL TURF SERIES	BKR5ES	2460	.030"
F160ZBVE2852, F210ZBVE2661, FW35BVE2852, FW35BVE2861, FW35CCBVE2852, FW35CCBVE2861, IS2100ZBVE2852, IS2100ZBVE2861, SRSZ2BVE2852, SRSZ2BVE2861	28HP B&S VANGUARD EFI 810cc	BKR5ES	2460	.030"
IS700ZXB2652	28HP VANGUARD BIG BLOCK	BKR5ES	2460	.030"
	30HP KOHLER COMMAND V- TWIN	BKR5ES	2460	.030"
F800XBV31	31HP B&S VANGUARD	BKR5ES	2460	.030"
F800XBV31	31HP B&S VANGUARD	BKR5ES	2460	.030"
IS3200ZBV3261, IS3200ZBV3272	32HP B&S VANGUARD BIG BLOCK	BKR5ES	2460	.030"
F320ZKAV3561, F320ZKAV3572, IS3200ZKAV3561, IS3200ZKAV3572	35HP KAWASAKI FX1000V	BPR5ES SLD #	4006	.032"
F320ZBVE3761, F320ZBVE3772, IS3200ZBV3761, IS3200ZBV3772	37HP B&S VANGUARD BIG BLOCK EFI 993cc	BKR5ES	2460	.030"
FLO-MOW				
	TECUMSEH	B4-LM	3410	.025"
FLYMO				
	2HP TECUMSEH	BPM6Y	4562	.030"
	3.5HP TECUMSEH	B4-LM	3410	.030"
	ASPERA	B6S	3510	.025"
	B&S	B2-LM	1147	.025"
	KIRBY KAV74	XR4	5858	.025"
FMC				
	17HP KOHLER KT17	UR4	6630	.025"

MAKE & MODEL	ENGINE	REGULAR PLUG	STK#	GAP
FMC Cont'd				
	B&S	B2-LM	1147	.025"
	TECUMSEH HH SERIES	BR6HS ^	3922	.025"
	TECUMSEH OH SERIES	BR6HS ^	3922	.025"
	ALL OTHER TECUMSEH	BR6S	3522	.025"
	WISCONSIN	AB-6	2910	.025"
FOLEY				
	ALL MODELS	B2-LM	1147	.025"
FORD				
	10HP KOHLER K241	B-6L	3212	.025"
	12HP KOHLER K301	B-6L	3212	.025"
	12.5HP KOHLER OHV	BKR5E-11	6953	.040"
	14HP KOHLER K321	B-6L	3212	.025"
	14HP KOHLER OHV	BKR5E-11	6953	.040"
	16HP KOHLER	BKR5E-11	6953	.040"
	16HP KOHLER K341	B-6L	3212	.025"
	18HP KOHLER	BKR5E-11	6953	.040"
	18HP KOHLER V- TWIN	UR4	6630	.025"
	20HP KOHLER K532	B-6L	3212	.025"
	20HP KOHLER V- TWIN	UR4	6630	.025"
	B&S	B2-LM	1147	.025"
FOX				
	ALL MODELS	B2-LM	1147	.025"
FRIGIDAIRE HOME PROD.				
RIDING TRACTOR	18HP KAWASAKI FD590V	BMR6A SLD #	4002	.028"
GAMBLE-ALDENS				
	ALL MODELS	B2-LM	1147	.025"
GARDEN PRIDE				
	ALL MODELS	B2-LM	1147	.025"
GARD-EN-EZE				
RIDING TRACTOR	B&S	B2-LM	1147	.025"
GIANT MOW				
	11HP HONDA GV400	B6S #	3510	.025"
	B&S	B2-LM	1147	.025"
GIANT VAC				
GM2513BS	13HP B&S	B2-LM	1147	.025"
GM2513H	13HP HONDA	BPR6ES SLD #	4008	.032"
GM2515KAWV	15HP KAWASAKI	BCPR6ES	2330	.025"
GIERE				
MOUNTAINEER I	16HP B&S VANGUARD V- TWIN	BKR5ES	2460	.030"
MOUNTAINEER II	18HP B&S VANGUARD V- TWIN	BKR5ES	2460	.030"
GILSON				
	B&S	B2-LM	1147	.025"
	TECUMSEH	BR4-LM	4133	.025"

Lawnmowers

Denotes Original Equipment
 ^ Available in Blister Pack (see page 6)

Note: Due to different operating or engine conditions an alternate heat range plug maybe required.


MAKE & MODEL	ENGINE	REGULAR PLUG	STK#	GAP
GIZMOW				
FORMULA 2552	25HP KOHLER	BKR5ES	2460	.030"
FORMULA 2752, FORMULA 2761	27HP KOHLER	BKR5ES	2460	.030"
GOLDEN BOY				
		B2-LM	1147	.025"
GOLDEN STAR				
	1.5HP KAWASAKI	BM7A ^	6521	.025"
	1.9HP & 3.7HP ROBIN	B6HS	7534	.025"
	3.6HP KAWASAKI	BP4HS #	3611	.028"
	5HP KAWASAKI	BP5ES SLD	2140	.025"
GOLDINI				
	REMOTE CONTROL MODELS	BP5ES SLD	2140	.025"
GOLF				
		B2-LM	1147	.025"
GOODALL				
	13HP HONDA OHV	BP4ES #	6928	.028"
	14HP KAWASAKI	BP4ES #	6928	.028"
	18HP B&S	BKR5ES	2460	.030"
	RIDING TRACTOR	B4-LM	3410	.025"
		B4-LM	3410	.025"
GOODALL ROTARY				
	B&S	B2-LM	1147	.025"
	TECUMSEH S	B6S	3510	.025"
GRAN PRIX				
		B2-LM	1147	.025"
GRASS CUT				
		B-4H	4110	.025"
GRASS HOUND				
		B2-LM	1147	.025"
GRASS MASTER				
	B&S	B2-LM	1147	.030"
GRASS WAND				
		B2-LM	1147	.025"
GRASSHOPPER				
	12HP KOHLER K301S	B-6L	3212	.025"
	14HP B&S VANGUARD OHV V-TWIN	BKR5ES	2460	.030"
	16HP B&S	BR6S	3522	.025"
	16HP KOHLER K341	B-6L	3212	.025"
	18HP B&S	BR6S	3522	.025"
	18HP KOHLER	BKR5ES	2460	.030"
	20HP B&S V-TWIN	BKR5ES	2460	.030"
	20HP KOHLER	BKR5ES	2460	.030"
720K PS64510	22HP KOHLER	BKR5ES	2460	.030"
	23HP KOHLER COMMAND PRO	BKR5ES	2460	.030"
	25HP KOHLER V-TWIN	BKR5ES	2460	.030"
	27HP KAWASAKI OHV	BPR5ES SLD #	4006	.032"

MAKE & MODEL	ENGINE	REGULAR PLUG	STK#	GAP
GRASSHOPPER Cont'd				
	27HP KOHLER AEGIS	BPR2ES SLD #	2015	.025"
	27HP KOHLER COMMAND PRO	BKR5ES	2460	.030"
614 2944471196A1, 616 3034471222A1	480cc B&S	BKR5ES	2460	.030"
718 3504471195A1	570cc B&S	BKR5ES	2460	.030"
	724cc B&S COMMERCIAL TURF	BKR5ES	2460	.030"
725K PS68562	725cc KOHLER	BKR5ES	2460	.030"
	747cc KOHLER CONFIDANT	BKR5ES	2460	.030"
721 WG750S-1, 725 WG750B, 725 WG750E	750cc KUBOTA	BCP4ES-11 #	1086	.044"
	810cc B&S COMMERCIAL TURF	BKR5ES	2460	.030"
	896cc B&S BIG-BLOCK	BKR5ES	2460	.030"
	962cc KUBOTA MAXTORQUE	BKR4E #	4421	.036"
	993cc B&S BIG-BLOCK	BKR5ES	2460	.030"
GRAVELY				
LM21 SERIES	4.4HP HONDA GCV160	BPR6ES SLD #	4008	.032"
CLASSIC LM21P- 911171	4.5HP KOHLER XT-7.75	BKR5ES	2460	.030"
LM21 SERIES, PRO-21	5.5HP HONDA GVX160	BPR5ES SLD #	4006	.032"
XD21	5.5HP HONDA GXV160	BPR5ES SLD #	4006	.032"
LM21 SERIES	6HP B&S QUANTUM	BR2-LM SLD	3841	.030"
CLASSIC LM21S- 911196, LM21SW- 911197, COMMERCIAL 21- 911282, 911290	6HP KAWASAKI FJ180V	BPR5ES SLD #	4006	.032"
XD21	6HP KAWASAKI OHV	BPR5ES SLD #	4006	.028"
LM21 SERIES	6.5HP B&S INTEK	BKR5ES	2460	.030"
LM21 SERIES	6.75HP B&S INTEK	BKR5ES	2460	.030"
	8.5HP SUBARU-ROBIN 1-CYLINDER	BPR4HS #	7823	.024"
RER1028	10HP B&S OHV	BR2-LM SLD	3841	.030"
PRO-24 BRUSH CUTTER SP	11.5HP B&S 344cc	BKR5ES	2460	.030"
RER1232, ZT 1332	12HP B&S OHV	BR2-LM SLD	3841	.030"
	12.5HP KOHLER 1-CYLINDER	B2-LM	1147	.036"
PRO-G	13HP KAWASAKI	BPR5ES SLD #	4006	.028"
	13HP KAWASAKI	BCPR6ES	2330	.025"
RER1450	14HP B&S OHV	BR2-LM SLD	3841	.030"
WIDE AREA WALK WAW34-911412	14.5HP B&S 500cc	BKR5ES	2460	.030"
PRO-WALK 32GR (988150), 36GR (988151), 48GR (988152), PRO-WALK 36HR PG (988153), 36HR PS (988156)	14.5HP KAWASAKI FS481V	BPR4ES SLD # ^	6578	.032"
PRO-G, PRO-H	15HP KAWASAKI	BCPR6ES	2330	.025"
34Z	15HP KAWASAKI	BCPR6ES	2330	.025"

Denotes Original Equipment

^ Available in Blister Pack (see page 6)

Note: Due to different operating or engine conditions an alternate heat range plug maybe required.



MAKE & MODEL	ENGINE	REGULAR PLUG	STK#	GAP
GRAVELY Cont'd				
ZT 1540	15HP KOHLER COURAGE	BKR5ES	2460	.030"
COMPACT PRO 34-991088	15.5HP KAWASAKI FX481V	BPR4ES SLD # ^	6578	.032"
	16HP B&S OHV	BKR5ES	2460	.030"
ZT 34- 915146	16.5HP B&S 500cc	BKR5ES	2460	.030"
PRO-H	17HP KAWASAKI	BCPR6ES	2330	.025"
34Z	17HP KAWASAKI	BPR5ES SLD #	4006	.028"
ZT 1740	17HP KOHLER COURAGE	BKR5ES	2460	.030"
PRO-STANCE 36 (994131), PRO-WALK 48HE PG (988154), 48HE PS (988157), 52HE PG (988155), 52HE PS (988158), PRO-WALK 48HE PS (988180), PRO-WALK 52HE PS (988182)	18.5HP KAWASAKI FS600V	BPR4ES SLD # ^	6578	.032"
PM 148M	19HP KAWASAKI	BPR4ES SLD # ^	6578	.028"
44Z	19HP KAWASAKI	BPR4ES SLD # ^	6578	.028"
COMPACT PRO 44-991089	19HP KAWASAKI FX600V	BPR4ES SLD # ^	6578	.032"
148Z	21HP KAWASAKI	BPR4ES SLD # ^	6578	.028"
PM 152M	21HP KOHLER	BKR5ES	2460	.030"
XDZ SERIES	21HP KOHLER COURAGE	BKR5ES	2460	.030"
ZT 34 (915210)	21HP KOHLER KT620	BKR5ES	2460	.030"
ZT 42- 915148, ZT HD 44 (991090), ZT HD 44-991090, ZT XL 42- 915160	21.5HP KAWASAKI FR651V	BPR4ES SLD # ^	6578	.032"
PRO-STANCE 48 (994132), PRO-STANCE 48FL (994111), PRO-STANCE 52 (994133), PRO-STANCE 52FL (994112), PRO-TURN 100 SERIES (991119), PRO-TURN 100 SERIES (991120), PRO-TURN 100 SERIES (991127), PRO-TURN 148 (991079), PRO-TURN 152 (991080), PRO-TURN 48 (991209), PRO-TURN 52 (991210)	22HP KAWASAKI FX691V	BPR4ES SLD # ^	6578	.032"
PRO-WALK 48HE PS LP (988181)	22HP KOHLER COMMAND PRO EFI PCV680 LP	BKR5ES	2460	.030"
ZT 42 (915212), ZT 50 (915214), ZT HD 48 (991108), ZT HD 52 (991109), ZT X 42 (915172), ZT X 52 (915174), ZT XL 42 (905202), ZT XL 52 (915200)	22HP KOHLER KT725	BKR5ES	2460	.030"
152Z, 160Z	23HP KAWASAKI	BPR4ES SLD # ^	6578	.028"
ZT 50- 915150, ZT HD 48 (991082), ZT HD 48-991082, 52- 991083, ZT HD 52 (991083), ZT XL 42 (905206), ZT XL 48-915162, ZT XL 52 (915204), ZT XL 54-915164, ZT XL 60 (915208)	23HP KAWASAKI FR691V	BPR4ES SLD # ^	6578	.032"
PRO-TURN 48 (991200), PRO-TURN 52 (991201)	23HP KAWASAKI FS691	BPR4ES SLD # ^	6578	.032"

MAKE & MODEL	ENGINE	REGULAR PLUG	STK#	GAP
GRAVELY Cont'd				
PRO-WALK 61HE PG (988169), 61HE PS (988159), PRO-WALK 61HE PS (988183)	23HP KAWASAKI FS691V	BPR4ES SLD # ^	6578	.032"
ZT 2352	23HP KOHLER COMMAND	BKR5ES	2460	.030"
PRO-TURN 100 SERIES (991125)	23HP KOHLER COMMAND PRO EFI ECH680	BKR5ES	2460	.030"
PRO-TURN 100 SERIES (991126)	23HP KOHLER COMMAND PRO EFI ECH730	BKR5ES	2460	.030"
PRO-STANCE 52 (994135)	23HP KOHLER COMMAND PRO EFI ECV730	BKR5ES	2460	.030"
PRO-STANCE 52 (994134), PRO-TURN 100 SERIES (991122), PRO-TURN 100 SERIES (991123), PRO-TURN 52 (991212)	23HP KOHLER CONFIDANT ZT730	BKR5ES	2460	.030"
PM 252M, XDZ SERIES	23HP KOHLER COURAGE	BKR5ES	2460	.030"
PRO-STANCE 52FL (994113), PRO-TURN 148 (991095), PRO-TURN 152 (991096)	23HP KOHLER EFI 747cc	BKR5ES	2460	.030"
PRO-STANCE 60 (994134), PRO-STANCE 61FL (994114), PRO-TURN 100 SERIES (991121), PRO-TURN 160 (991081)	23.5HP KAWASAKI FX730V	BPR4ES SLD # ^	6578	.032"
PRO-TURN 252 (992200)	23.5HP KAWASAKI FX730V 726cc	BPR4ES SLD # ^	6578	.032"
ZT HD 60 (991084), ZT HD 60- 991084	24HP KAWASAKI FR730V	BPR4ES SLD # ^	6578	.032"
PRO-TURN 60 (991202)	24HP KAWASAKI FS730	BPR4ES SLD # ^	6578	.032"
PRO-TURN 60 (991211)	24HP KAWASAKI FS730V	BPR4ES SLD # ^	6578	.032"
PRO-STANCE 52 (994136)	24HP KOHLER COMMAND PRO EFI PCV740 LP	BKR5ES	2460	.030"
PRO-TURN 260 (992201), PRO-TURN 452 (992230)	24.5HP KAWASAKI FX751V	BPR4ES SLD # ^	6578	.032"
PRO-TURN 60 (991203)	25HP B&S COMMERCIAL TURF 724cc	BKR5ES	2460	.030"
PM 320	25HP KAWASAKI	BPR4ES SLD # ^	6578	.028"
XDZ SERIES	25HP KAWASAKI	BPR2ES SLD #	2015	.025"
252Z, 260Z, 272Z	25HP KAWASAKI OHV	BPR4ES SLD # ^	6578	.028"
152Z, 160Z	25HP KOHLER	BKR5ES	2460	.030"
PM 260M	25HP KOHLER	BKR5ES	2460	.030"
PRO-STANCE 60 (994138)	25HP KOHLER COMMAND PRO EFI ECV740	BKR5ES	2460	.030"
PRO-TURN 100 SERIES (991124), PRO-TURN 200 SERIES (992267), PRO-TURN 60 (991213)	25HP KOHLER CONFIDANT ZT740	BKR5ES	2460	.030"
PRO-STANCE 61FL (994115), PRO-TURN 160 (991097)	25HP KOHLER EFI 747cc	BKR5ES	2460	.030"
XDZ SERIES	26HP KAWASAKI	BPR2ES SLD #	2015	.025"
ZT HD 60 (991110)	26HP KOHLER KT745	BKR5ES	2460	.030"

Lawnmowers

Denotes Original Equipment

^ Available in Blister Pack (see page 6)

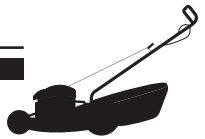
Note: Due to different operating or engine conditions an alternate heat range plug maybe required.

MAKE & MODEL	ENGINE	REGULAR PLUG	STK#	GAP
GRAVELY Cont'd				
PRO-TURN 452 (992231), PRO-TURN 460 (992233)	26.5HP KOHLER EFI	BKR5ES	2460	.030"
PRO-TURN 252 (992205), PRO-TURN 260 (992204)	26.5HP KOHLER EFI 747cc	BKR5ES	2460	.030"
RAPID XZ	27HP & 30HP KOHLER COMMAND PRO	BKR5ES	2460	.030"
PRO-TURN 460 (992237), PRO-TURN 472 (992243)	27HP KAWASAKI FX850 LP	BPR4ES SLD # ^	6578	.032"
PRO-MASTER 200 (992217), PRO-MASTER 200 (992219), PRO-TURN 200 SERIES (992268), PRO-TURN 200 SERIES (992269), PRO-TURN 400 SERIES (992273), PRO-TURN 460 (992234)	27HP KAWASAKI FX850V	BPR4ES SLD # ^	6578	.032"
260Z, 272Z	27HP KAWASAKI OHV	BPR2ES SLD #	2015	.025"
PRO-TURN 260 (992203)	27HP KAWASAKI FX850V	BPR4ES SLD # ^	6578	.032"
XDZ SERIES	27HP KOHLER	BKR5ES	2460	.030"
PM 320	27HP KOHLER COMMAND	BKR5ES	2460	.030"
252Z, 260Z, 272Z	27HP KOHLER OHV	BKR5ES	2460	.030"
260Z	28HP KOHLER OHV	BKR5ES	2460	.030"
PRO-TURN 200 SERIES (992271), PRO-TURN 200 SERIES (992272), PRO-TURN 400 SERIES (992277)	29HP KOHLER COMMAND PRO EFI ECV860	DCPR7E	3932	.030"
XDZ SERIES	30HP KOHLER	BKR5ES	2460	.030"
PRO-TURN 200 SERIES (992270), PRO-TURN 272 (992206), PRO-TURN 400 SERIES (992274), PRO-TURN 460 (992235), PRO-TURN 472 (992239)	31HP KAWASAKI FX921V	BPR5ES SLD #	4006	.032"
PRO-TURN 400 SERIES (992278), PRO-TURN 400 SERIES (992279)	33HP KOHLER COMMAND PRO EFI ECV880	DCPR7E	3932	.030"
PRO-TURN 460 (992244)	35HP KAWASAKI FS1000V	BPR5ES SLD #	4006	.032"
PRO-TURN 400 SERIES (992275), PRO-TURN 400 SERIES (992276), PRO-TURN 472 (992245)	35HP KAWASAKI FX1000V	BPR5ES SLD #	4006	.032"
PRO24HW, PRO-24HWSP, PRO-26HWSP	190cc B&S	BKR5ES	2460	.030"
800, 8000	B&S	B2-LM	1147	.030"
	CONTINENTAL	BP5HS #	4111	.025"
800, 8000	KOHLER	BR6S	3522	.025"
816S		BM6A SLD	6021	.025"
818, 810, 812		B-6L	3212	.025"
MODEL 24		B6S	3510	.025"
GRAZER				
	11HP B&S	B4-LM	3410	.025"
	12.5HP B&S	BR6S	3522	.025"
	16HP B&S	BR6S	3522	.025"
	18HP B&S	BR6S	3522	.025"
GREAT DANE				
	14HP KAWASAKI	BPR5ES SLD #	4006	.028"
	15HP KAWASAKI	BCPR6ES	2330	.025"
SCAMPER- GLKW1536S, GLKA1536S	15HP KAWASAKI KAI	BPR4ES SLD # ^	6578	.032"

MAKE & MODEL	ENGINE	REGULAR PLUG	STK#	GAP
GREAT DANE Cont'd				
	17HP KAWASAKI	BCPR6ES	2330	.025"
	17HP KAWASAKI	BPMR6A ^	6726	.025"
SCAMPER- GLKW1748S	17HP KAWASAKI KAI	BPR4ES SLD # ^	6578	.032"
	18HP KOHLER COMMAND	BKR5ES	2460	.030"
	19HP KAWASAKI	BPR4ES SLD # ^	6578	.028"
CHARIOT NEW '09-GCKA1948S, SURFER-GSRKA1934S, GSRKA1948S, GSRKA1952S, SUPER SURFER GSKA1948S, SCAMPER- GLKA1948S, GLKA1952S	19HP KAWASAKI KAI	BPR4ES SLD # ^	6578	.032"
	22HP KOHLER	BKR5ES	2460	.030"
CHARIOT- GCB2348S	23HP B&S VANGUARD	BKR5ES	2460	.030"
CHARIOT NEW '09-GCKW2352S, GCKW2561S, SURFER-GSRKW2352S, SUPER SURFER GSKW2352S, GSKH2352S	23HP KAWASAKI	BPR4ES SLD # ^	6578	.032"
	23HP KAWASAKI	BPR4ES SLD # ^	6578	.028"
CHARIOT- GCKH2352S	23HP KOHLER	BKR5ES	2460	.030"
BRUTUS- GBKW2552S, GBKW2561S	25HP KAWASAKI	BPR2ES SLD #	2015	.032"
	25HP KAWASAKI	BPR4ES SLD # ^	6578	.028"
	25HP KOHLER	BKR5ES	2460	.030"
CHARIOT- GCBR2652S	26HP B&S	BKR5ES	2460	.030"
	26HP KOHLER EFI	BKR5ES	2460	.030"
BRUTUS- GBKH2752S, GBKH2761S	27HP KOHLER	BKR5ES	2460	.030"
	28HP KOHLER EFI	BKR5ES	2460	.030"
GREEN ACRES				
RIDING TRACTOR		BM6A SLD	6021	.025"
		B2-LM	1147	.025"
GREEN MACHINE				
	6HP ROBIN OHV	B6HS	7534	.025"
2100P, 2100SP		B6HS	7534	.025"
500E		BM6A SLD	6021	.025"
GREEN TEAM				
	5.5HP B&S	B2-LM	1147	.030"
GULF				
	B&S	B2-LM	1147	.025"
	TECUMSEH	B6S	3510	.025"
HAHN				
	ALL MODELS	B2-LM	1147	.025"
HANNIBAL				
	ALL MODELS	B2-LM	1147	.025"
HARRY				
	3.5HP & 5HP TECUMSEH	B6S	3510	.025"
	5HP HONDA	BP5ES SLD	2140	.025"
	6HP KAWASAKI	BP5ES SLD	2140	.025"
	B&S	B2-LM	1147	.025"
	B&S INTEK OHV	BKR5ES	2460	.030"
HECKENDORN				
	B&S	B2-LM	1147	.025"

Denotes Original Equipment
 ^ Available in Blister Pack (see page 6)

Note: Due to different operating or engine conditions an alternate heat range plug maybe required.



MAKE & MODEL	ENGINE	REGULAR PLUG	STK#	GAP
HECKENDORN Cont'd				
	KOHLER	B-6L	3212	.025"
	WISCONSIN	AB-6	2910	.025"
HENDERSON				
ALL MODELS		B2-LM	1147	.030"
HOFFCO				
	B&S	B2-LM	1147	.025"
	FUJI-ROBIN	BM7A # ^	6521	.028"
	POWER PRODUCTS	B6S	3510	.025"
HOME PRO				
	B&S	B2-LM	1147	.025"
	TECUMSEH	B6S	3510	.025"
HOMELITE				
	M26	B-4	3210	.025"
	MSB21, MSB21P5	B2-LM	1147	.030"
	YARD TRAC	B-4	3210	.030"
HCM20, HCM20P5, HCM20P5G, HSB21P5EG, HSC20-2, HSD20, HSD20P5, HSD20V, HSD20P-2, HSD20-2, RE1030E, RE1230E, RE830, RE830E		B2-LM	1147	.030"
HOMESTEADER				
	16HP KOHLER	B-6L	3212	.025"
	B&S	B2-LM	1147	.025"
HOMKO				
		B2-LM	1147	.025"
HONDA				
HR17	2.2HP GV100	BM4A SLD #	4000	.028"
	2.4HP HONDA	BM4A SLD	4000	.025"
HR173	2.5HP GV100K1	BM4A SLD #	4000	.028"
HR21	3.5HP GV150 (FROM 2029059)	BPMR6A # ^	6726	.028"
HR21W/CDI	3.5HP GV150 (FROM 2029059)	BPMR6A-10 #	1029	.040"
HR21	3.5HP GV150K1 (FROM 3040714)	BPMR6A # ^	6726	.028"
HR21W/CDI	3.5HP GV150K1 (FROM 3040714)	BPMR6A-10 #	1029	.040"
HR21A	3.5HP GV150K1 (FROM 3040715)	BPMR6A # ^	6726	.028"
HR21AW/CDI	3.5HP GV150K1 (FROM 3040715)	BPMR6A-10 #	1029	.040"
HRS21	3.5HP HONDA GXV110	BR4HS #	3322	.030"
	3.5HP, 4.5HP, 5.5HP & 11HP HONDA OHV	BPR5ES SLD #	4006	.032"
HR21-5	4HP GV200 (FROM 1026849)	BPMR6A # ^	6726	.028"
HR21-5W/CDI	4HP GV200 (FROM 1026849)	BPMR6A-10 #	1029	.040"
HR194	4HP HONDA GXV120	BPR5ES SLD #	4006	.032"
HR214	4HP HONDA GXV120	BPR5ES SLD #	4006	.032"
HRA214	4HP HONDA GXV120	BPR5ES SLD #	4006	.032"
HRB216	4.4HP HONDA GCV160	BPR5ES SLD #	4006	.032"
HRB216	4.4HP HONDA GCV160	BPR5ES SLD #	4006	.032"

MAKE & MODEL	ENGINE	REGULAR PLUG	STK#	GAP
HONDA Cont'd				
HRR216	4.4HP HONDA GCV160	BPR5ES SLD #	4006	.032"
HRR216K1, K2, K3, HRR216T	4.4HP HONDA GCV160	BPR5ES SLD #	4006	.032"
HRR216PKA	4.4HP HONDA GCV160	BPR5ES SLD #	4006	.032"
HRR216VKA	4.4HP HONDA GCV160	BPR5ES SLD #	4006	.032"
HRR216VLA	4.4HP HONDA GCV160	BPR5ES SLD #	4006	.032"
HRR216VYA	4.4HP HONDA GCV160	BPR5ES SLD #	4006	.032"
HRS216	4.4HP HONDA GCV160	BPR5ES SLD #	4006	.032"
HRS216K1, K2	4.4HP HONDA GCV160	BPR5ES SLD #	4006	.032"
HRS216PKA	4.4HP HONDA GCV160	BPR5ES SLD #	4006	.032"
HRS216SKA	4.4HP HONDA GCV160	BPR5ES SLD #	4006	.032"
HRT216	4.4HP HONDA GCV160	BPR5ES SLD #	4006	.032"
HRT216K1, K2	4.4HP HONDA GCV160	BPR5ES SLD #	4006	.032"
HRZ216	4.4HP HONDA GCV160	BPR5ES SLD #	4006	.032"
	4.5HP & 5.5HP HONDA OHC	BPR6ES SLD #	4008	.032"
HR195	5HP HONDA GXV140	BPR5ES SLD #	4006	.032"
HR215, K1	5HP HONDA GXV140	BPR5ES SLD #	4006	.032"
HRA215	5HP HONDA GXV140	BPR5ES SLD #	4006	.032"
HRB215	5HP HONDA GXV140	BPR5ES SLD #	4006	.032"
HRB215K1, K2, K3, K4	5HP HONDA GXV140	BPR5ES SLD #	4006	.032"
HRC215	5HP HONDA GXV140	BPR5ES SLD #	4006	.032"
HRC215K1	5HP HONDA GXV140	BPR5ES SLD #	4006	.032"
HRM195	5HP HONDA GXV140	BPR5ES SLD #	4006	.032"
HRM215	5HP HONDA GXV140	BPR5ES SLD #	4006	.032"
HRM215K1, K2, K3, K4	5HP HONDA GXV140	BPR5ES SLD #	4006	.032"
	5HP HONDA OHV	BPR6ES SLD #	4008	.032"
HRC216K2	5.5HP HONDA GSV160	BPR6ES SLD #	4008	.032"
HRC216PDA	5.5HP HONDA GSV160	BPR5ES SLD #	4006	.032"
HR216	5.5HP HONDA GX160	BPR5ES SLD #	4006	.032"
HRA216	5.5HP HONDA GX160	BPR5ES SLD #	4006	.032"
HRC216	5.5HP HONDA GX160	BPR5ES SLD #	4006	.032"
HRC216HXA	5.5HP HONDA GX160	BPR5ES SLD #	4006	.032"
HRC216K1, K2	5.5HP HONDA GX160	BPR5ES SLD #	4006	.032"
HRB217	6.5HP HONDA GCV190	BPR6ES SLD #	4008	.032"

Lawnmowers

Denotes Original Equipment
 ^ Available in Blister Pack (see page 6)

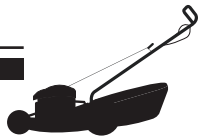
Note: Due to different operating or engine conditions an alternate heat range plug maybe required.

MAKE & MODEL	ENGINE	REGULAR PLUG	STK#	GAP
HONDA Cont'd				
HRX217	6.5HP HONDA GCV190	BPR6ES SLD #	4008	.032"
HRX217HYA	6.5HP HONDA GCV190	BPR5ES SLD #	4006	.032"
HRX217HZA	6.5HP HONDA GCV190	BPR5ES SLD #	4006	.032"
HRX217VKA	6.5HP HONDA GCV190	BPR5ES SLD #	4006	.032"
HRX217VLA	6.5HP HONDA GCV190	BPR5ES SLD #	4006	.032"
HRX217VYA	6.5HP HONDA GCV190	BPR5ES SLD #	4006	.032"
RT5000 (A)	11HP HONDA GX340	BPR6ES-11 #	7133	.044"
H5013 (A2A, B, C; A4A, B, C)	13HP HONDA GX390	BPR6ES-11 #	7133	.044"
H5013 (A2D, A4D)	13HP HONDA GX390	BPR6ES SLD #	4008	.032"
H5013 (AC2A, B; AC4A, B)	13HP HONDA GX390	BPR6ES SLD #	4008	.032"
H5518	20HP HONDA GX640	BPR5ES-11 #	7634	.040"
HS622TA, HS1132TA/TAS		BPR5ES SLD #	4006	.032"
HOWARD PRICE TURF				
	23HP KAWASAKI FH680V	BPR4ES SLD # ^	6578	.032"
	24HP HONDA FXV670	ZGR5A #	5077	.028"
	25HP KAWASAKI FH721V	BPR4ES SLD # ^	6578	.032"
HUFFMAN				
	ALL MODELS	B2-LM	1147	.025"
HUFFY				
	ALL MODELS	B2-LM	1147	.025"
HURRICANE				
	ALL MODELS	B2-LM	1147	.025"
HUSQVARNA				
	2HP & 3.5HP TECUMSEH	B4-LM	3410	.030"
50DK	3.75HP B&S	B2-LM	1147	.030"
ROYAL 48	4HP B&S	B2-LM	1147	.030"
51, 51D	4.5HP B&S	B2-LM	1147	.030"
5521SERIES, 560HH, 560HSH	5HP HONDA GXV140	BPR5ES SLD #	4006	.032"
51MD, 56DH, 56DHS, 56H, 56HS, 56SF, 56SFE, ROYAL 53S	5.5HP B&S	B2-LM	1147	.030"
5521CHV, 5521CM, 5521RS, 55C21HV	5.5HP HONDA	BPR6ES SLD #	4008	.032"
W21 SERIES	5.5HP HONDA	BPR5ES SLD #	4006	.032"
55R21HV, 55B21HV	5.5HP HONDA OHV	BPR6ES SLD #	4008	.032"
510, 510MD, 560H, 560HS, 560SR	6HP B&S INTEK OHV	BKR5ES	2460	.030"
W21 SERIES	6HP KAWASAKI	BPR5ES SLD #	4006	.032"
	6HP TECUMSEH	B6S	3510	.025"
510MDT, 560HST, 560HT	6HP TECUMSEH OHV	B6ES	7432	.030"
7021CH1, 7021CM	7HP B&S	BR2-LM SLD	3841	.030"
LR110	11HP B&S	B2-LM	1147	.030"
LR120, LR121, LR122, LTH120	12HP B&S	B2-LM	1147	.030"
970-12S	12.5HP B&S	B2-LM	1147	.030"

MAKE & MODEL	ENGINE	REGULAR PLUG	STK#	GAP
HUSQVARNA Cont'd				
LT130	13HP B&S	B2-LM	1147	.030"
YTH1342XP	13HP KAWASAKI	BCPR6ES	2330	.025"
W3613ETS	13HP KAWASAKI FH381V	BCPR6ES	2330	.025"
LTH130	13HP KOHLER COMMAND	BKR5E-11	6953	.040"
W3213, W3613	13HP KOHLER CV13	BKR5E-11	6953	.040"
LTH145	14.5HP B&S	BKR5ES	2460	.030"
CZ3815	15HP B&S	BKR5ES	2460	.030"
PRO15-V2, YTH1542XP, YTH1542XPT	15HP KAWASAKI	BCPR6ES	2330	.025"
CZ4815, W4815ETS, WHF4215ETS	15HP KAWASAKI FH430V	BCPR6ES	2330	.025"
LT1538	15HP KOHLER	BKR5E-11	6953	.040"
YTH150	15HP KOHLER COMMAND	BKR5E-11	6953	.040"
RIDER 155	15HP KOHLER COMMAND OHV	BKR5E-11	6953	.040"
970-15S, 970H-15	15.5HP B&S	BKR5ES	2460	.030"
EZ4216	16HP HONDA OHV	BPR5ES SLD #	4006	.032"
RZ3016	16.5HP B&S 500cc	BKR5ES	2460	.030"
EZ4217	17HP KAWASAKI	BPMR6A ^	6726	.025"
IZ4217, IZ4817	17HP KAWASAKI	BPMR6A ^	6726	.025"
WHT3615, WHT4817	17HP KAWASAKI	BCPR6ES	2330	.025"
WHF4817ETS	17HP KAWASAKI FH500V	BCPR6ES	2330	.025"
LTH1742	17HP KOHLER	BKR5ES	2460	.030"
CZ4217, CZ4817	17HP KOHLER CV490	BKR5ES	2460	.030"
1200-18H	18HP B&S	BKR5ES	2460	.030"
YTH180	18HP B&S VANGUARD	BKR5E-11	6953	.040"
IZ4218, IZ4818, ZTH4218, ZTH4218QL	18HP KAWASAKI	BCPR6ES	2330	.025"
YTH1848XP, YTH1848XPT	18HP KAWASAKI	BMR6A SLD #	4002	.028"
WHF4818ETS, WHF5218ETS	18HP KAWASAKI FH531V	BCPR6ES	2330	.025"
YTH1842	18HP KOHLER	BKR5ES	2460	.030"
YT180, YTH180	18HP KOHLER COMMAND	BKR5E-11	6953	.040"
LTH18542	18.5HP B&S	BR2-LM SLD	3841	.030"
LTH18538, YTH18542	18.5HP B&S 330000 SERIES 540cc	BKR5ES	2460	.030"
IZ4919	19HP KAWASAKI FH601V	BPR4ES SLD # ^	6578	.032"
YTH2042T	20HP B&S VANGUARD OHV	BKR5ES	2460	.030"
GTH200, YTH20F42T	20HP KOHLER	BKR5ES	2460	.030"
LTH2042	20HP KOHLER COURAGE	BKR5ES	2460	.030"
TYH2148	21HP B&S	BKR5ES	2460	.030"
EZ5221, IZ4821, IZ5221	21HP KAWASAKI	BPR4ES SLD # ^	6578	.032"
	22HP B&S	BKR5ES	2460	.030"
YTH22V46	22HP B&S	BKR5ES	2460	.030"
YTH22V42	22HP B&S 440000 SERIES 724cc	BKR5ES	2460	.030"

Denotes Original Equipment
 ^ Available in Blister Pack (see page 6)

Note: Due to different operating or engine conditions an alternate heat range plug maybe required.



MAKE & MODEL	ENGINE	REGULAR PLUG	STK#	GAP
HUSQVARNA Cont'd				
Z242F	22HP B&S ENDURANCE SERIES 724cc	BKR5ES	2460	.030"
	22HP B&S INTEK	BKR5ES	2460	.030"
GTH2248XP, GTH2254XP	22HP KAWASAKI	BMR6A SLD #	4002	.028"
M-ZT 52	22HP KAWASAKI FS651V	BPR4ES SLD # ^	6578	.032"
P-ZT 48	22HP KAWASAKI FX691V	BPR4ES SLD # ^	6578	.032"
GTH220	22HP KOHLER	BKR5ES	2460	.030"
YTH2242, YTH2248	22HP KOHLER	BKR5ES	2460	.030"
YT42DXLS	22HP KOHLER 7000 SERIES KT725	BPR4ES SLD # ^	6578	.032"
YT42LS	22HP KOHLER 7000 SERIES KT725	BKR5ES	2460	.030"
Z246, Z246I	23HP B&S 440000 SERIES 724cc	BKR5ES	2460	.030"
Z248F	23HP B&S VANGUARD	BKR5ES	2460	.030"
IZ5223, IZ6123	23HP KAWASAKI	BPR4ES SLD # ^	6578	.032"
ZTH6123XPQL	23HP KAWASAKI FH721V	BPR4ES SLD # ^	6578	.032"
M-ZT 61	23HP KAWASAKI FR691V	BPR4ES SLD # ^	6578	.032"
MZ 52	23HP KAWASAKI FS691V	BPR4ES SLD # ^	6578	.032"
LZ6123TL, ZTH6123LXPQL	23HP KAWASAKI OHV L/C	BKR5ES	2460	.030"
IZ5223	23HP KOHLER	BKR5ES	2460	.030"
P-ZT 54	23.5HP KAWASAKI FX730V	BPR4ES SLD # ^	6578	.032"
YTH24V48	24HP B&S	BKR5ES	2460	.030"
Z254I	24HP B&S 440000 SERIES 724cc	BKR5ES	2460	.030"
GT48XLSI, GT52XLSI, GT54LS, Z254	24HP B&S ENDURANCE SERIES 724cc	BKR5ES	2460	.030"
	24HP B&S INTEK	BKR5ES	2460	.030"
YTH24V54	24HP B&S INTEK 724cc	BKR5ES	2460	.030"
GT52XLS	24HP KAWASAKI	BPR4ES SLD # ^	6578	.032"
MZ 61	24HP KAWASAKI FR730V	BPR4ES SLD # ^	6578	.032"
YT46LS	24HP KOHLER 7000 SERIES 725cc	BKR5ES	2460	.030"
PZ 54	24.5HP KAWASAKI 726cc	BPR4ES SLD # ^	6578	.032"
P-ZT 60	24.5HP KAWASAKI FX751V	BPR4ES SLD # ^	6578	.032"
MZ 54S	25HP B&S ENDURANCE COMMERCIAL 810cc	BKR5ES	2460	.030"
GTH2548, GTH2548XP, GTH2554XP	25HP KAWASAKI	BCPR6ES	2330	.028"
LZ5225T, LZ6125T	25HP KAWASAKI	BPR2ES SLD #	2015	.032"
ZTH6215XPQL	25HP KAWASAKI	BPR4ES SLD # ^	6578	.032"
ZTH5225XPQL	25HP KAWASAKI FH721V	BPR4ES SLD # ^	6578	.032"

MAKE & MODEL	ENGINE	REGULAR PLUG	STK#	GAP
HUSQVARNA Cont'd				
IZ5225TXP, IZ6125, YTH2548, ZTH6125XPQL	25HP KOHLER	BKR5ES	2460	.030"
MZ52	25HP KOHLER KT740	BKR5ES	2460	.030"
PZ 60	25.5HP KAWASAKI FX SERIES 852cc	BPR4ES SLD # ^	6578	.032"
M-ZT 52, P-ZT 54, P-ZT 60	26HP B&S 49000 SERIES 810cc	BKR5ES	2460	.030"
GT52XLS	26HP KAWASAKI FR SERIES	BPR4ES SLD # ^	6578	.032"
GTH26K54T, ZTH6126XPQL, ZTH7226XPQL	26HP KOHLER EFI	BKR5ES	2460	.030"
LGT2654, YT48XLS, Z254	26HP KOHLER KT745	BKR5ES	2460	.030"
MZ 61, M-ZT 61	27HP B&S 49000 SERIES 810cc	BKR5ES	2460	.030"
LZ5227TXP, LZ6127T, LZ7227T, ZTH6127XPQL, ZTH7227XPQL	27HP KOHLER	BKR5ES	2460	.030"
PZ 54	27HP KOHLER EFI ECV870	DCPR7E	3932	.030"
PZ 60, PZ 72	31HP KAWASAKI FX SERIES 999cc	BPR5ES SLD #	4006	.032"
PZ 60, PZ 72	31HP KOHLER EFI ECV870	DCPR7E	3932	.030"
5521P, HU550FH	140cc B&S 550 SERIES	BKR5ES	2460	.020"
HU625AWD, HU625HWT	160cc B&S 625EX SERIES	BKR5ES	2460	.020"
HU72AWDE	190cc B&S 725 SERIES	BR2-LM SLD	3841	.020"
HU725AWD BBC, HU725AWDH	B&S QUANTUM 725 SERIES	BKR5ES	2460	.020"
W436, W448	B&S VANGUARD	BKR5ES	2460	.030"
7021P, HU700AWD, HU700F, HU700H	HONDA GCV160	BPR5ES SLD #	4006	.032"
HU800AWDH	HONDA GCV190	BPR5ES SLD #	4006	.032"
51MDT, 56HST, 56HT		B6S	3510	.025"
HVT40		BPM6Y	4562	.025"
HVT52, HTV1200, HTV1500, HTV2000		B4-LM	3410	.030"
HUSTLER				
	13HP KAWASAKI OHV	BCPR6ES #	2330	.025"
TRIMSTAR	14.5HP KAWASAKI FS481V	BPR4ES SLD # ^	6578	.032"
	15HP KAWASAKI	BCPR6ES	2330	.025"
RAPTOR	15HP KAWASAKI FR541V	BPR4ES SLD # ^	6578	.032"
SUPER S, TRIMSTAR	15HP KAWASAKI FS541V	BPR4ES SLD # ^	6578	.032"
	15HP KOHLER	BKR5ES	2460	.030"
	15HP KOHLER COURAGE	BKR5ES	2460	.030"
	16HP HONDA OHV	BPR5ES SLD #	4006	.032"
	17HP KAWASAKI	BCPR6ES	2330	.025"
	17HP KOHLER	BKR5ES	2460	.030"
	17.5HP B&S OHV	BKR5ES	2460	.030"
	18HP HONDA	ZGR5A #	5077	.028"
	18HP HONDA OHV	BPR5ES SLD #	4006	.032"

Lawnmowers

Denotes Original Equipment
 ^ Available in Blister Pack (see page 6)

Note: Due to different operating or engine conditions an alternate heat range plug maybe required.


MAKE & MODEL	ENGINE	REGULAR PLUG	STK#	GAP
HUSTLER Cont'd				
	18HP KOHLER	BKR5ES	2460	.030"
TRIMSTAR	18.5HP KAWASAKI FS600V	BPR4ES SLD # ^	6578	.032"
	19HP KAWASAKI FH580V	BCPR6ES #	2330	.025"
	19HP KAWASAKI FH601V	BPR4ES SLD # ^	6578	.032"
	20HP HONDA	ZGR5A #	5077	.028"
	20HP HONDA OHV	BPR6ES SLD #	4008	.032"
	20HP KOHLER	BKR5ES	2460	.030"
	20HP KOHLER K532	B-6L	3212	.025"
FASTRACK SDX, X-ONE	22HP KAWASAKI FX691V	BPR4ES SLD # ^	6578	.032"
SUPER S	22HP KAWASKAI FX691V	BPR4ES SLD # ^	6578	.032"
RAPTOR, RAPTOR SD	22HP KOHLER KT725	BKR5ES	2460	.030"
	23HP KAWASAKI	BPR4ES SLD # ^	6578	.032"
FASTRACK	23HP KAWASAKI FR691V	BPR4ES SLD # ^	6578	.032"
FASTRACK SD, TRIMSTAR	23HP KAWASAKI FS691V	BPR4ES SLD # ^	6578	.032"
SUPER S	23HP KOHLER COMMAND PRO EFI ECV730	BKR5ES	2460	.030"
	23HP KOHLER K582	B-6L	3212	.025"
FASTRACK SDX, SUPER S, X-ONE	23.5HP KAWASAKI FX730V	BPR4ES SLD # ^	6578	.032"
	24HP HONDA	ZGR5A #	5077	.028"
	24HP HONDA	ZGR5A #	5077	.028"
FASTRACK	24HP KAWASAKI FR730V	BPR4ES SLD # ^	6578	.032"
FASTRACK SD	24HP KAWASAKI FS730V	BPR4ES SLD # ^	6578	.032"
RAPTOR	24HP KOHLER KT735	BKR5ES	2460	.030"
	25HP KAWASAKI	BPR4ES SLD # ^	6578	.032"
SUPER S	25HP KOHLER COMMAND PRO EFI ECV740	BKR5ES	2460	.030"
RAPTOR FLIP UP, RAPTOR SD	25HP KOHLER KT740	BKR5ES	2460	.030"
RAPTOR SD	26HP KOHLER KT745	BKR5ES	2460	.030"
	27HP KAWASAKI	BPR5ES SLD #	4006	.032"
X-ONE	27HP KAWASAKI FX850V	BPR4ES SLD # ^	6578	.032"
SUPER Z	27HP KAWASKAI FX850V	BPR4ES SLD # ^	6578	.032"
	27HP KOHLER	BKR5ES	2460	.030"
	27HP KOHLER	BKR5ES	2460	.030"
X-ONE	28HP B&S VANGUARD EFI 810cc	BKR5ES	2460	.030"
	28HP KOHLER EFI	BKR5ES	2460	.030"
SUPER Z	29HP KOHLER COMMAND PRO EFI ECV860	DCPR7E	3932	.030"
	30HP KOHLER	BKR5ES	2460	.030"

MAKE & MODEL	ENGINE	REGULAR PLUG	STK#	GAP
HUSTLER Cont'd				
SUPER Z	33HP KOHLER COMMAND PRO EFI ECV880	DCPR7E	3932	.030"
SUPER 104, SUPER Z, SUPER Z HYPERDRIVE	35HP KAWASAKI FX1000V	BPR5ES SLD #	4006	.032"
SUPER 104, SUPER Z HYPERDRIVE	36HP B&S VANGUARD BIG BLOCK 993cc	BKR5ES	2460	.030"
SUPER 104, SUPER Z HYPERDRIVE	37HP B&S VANGUARD BIG BLOCK EFI 993cc	BKR5ES	2460	.030"
	CONTINENTAL TC56	AB-6	2910	.025"
RIDING TRACTOR 400		TR5	2238	.025"
I.H.C.				
	B&S	B2-LM	1147	.025"
	OTHERS	BM4A SLD	4000	.025"
INDUSTRIAL PRODUCTS				
		B2-LM	1147	.025"
INGERSOLL				
	8HP B&S	B2-LM	1147	.025"
	10HP B&S	B2-LM	1147	.025"
	10HP KOHLER	B-6L	3212	.025"
	12HP KOHLER	B-6L	3212	.025"
	14HP B&S	BKR5ES	2460	.030"
	14HP KOHLER	B-6L	3212	.025"
	16HP B&S	BKR5ES	2460	.030"
	16HP B&S	BR6S	3522	.025"
	16HP ONAN	TR5	2238	.025"
	18HP B&S V-TWIN OHV	BKR5ES	2460	.030"
	18HP KOHLER	UR4	6630	.025"
	18HP ONAN	TR5	2238	.025"
	20HP B&S VANGUARD OHV	BKR5ES	2460	.030"
	20HP ONAN	TR5	2238	.025"
	21HP B&S	BKR5ES	2460	.030"
	23HP B&S	BKR5ES	2460	.030"
	25HP KOHLER	BKR5ES	2460	.030"
	TECUMSEH	BR6S	3522	.025"
INTERNATIONAL				
	3.7HP KAWASAKI OHV	BP4ES #	6928	.028"
	5.2HP KAWASAKI	BM6A SLD #	6021	.028"
	5.3HP KAWASAKI OHV	BP4ES #	6928	.028"
	7.9HP KAWASAKI OHV	BP4ES #	6928	.028"
	8HP KOHLER	B-6L	3212	.025"
	9HP KAWASAKI OHV	BP4ES #	6928	.028"
	10HP KOHLER	B-6L	3212	.025"
	11HP KAWASAKI OHV	BP4ES #	6928	.028"
	12HP KOHLER	B-6L	3212	.025"
	13HP KAWASAKI OHV	BP4ES #	6928	.028"
	14HP KAWASAKI OHV	BP4ES #	6928	.028"
	14HP KOHLER	B-6L	3212	.025"
	16HP KOHLER	B-6L	3212	.025"

Denotes Original Equipment

^ Available in Blister Pack (see page 6)

Note: Due to different operating or engine conditions an alternate heat range plug maybe required.



MAKE & MODEL	ENGINE	REGULAR PLUG	STK#	GAP
INTERNATIONAL Cont'd				
	17HP KAWASAKI OHV	BP4ES #	6928	.028"
	17HP KOHLER	UR4	6630	.025"
	20HP KAWASAKI	BMR4A SLD #	4004	.028"
	20HP KOHLER	B-6L	3212	.025"
	ONAN	TR5	2238	.025"
	TECUMSEH	BR6S	3522	.030"
	YANMAR	BPR5ES SLD #	4006	.032"
582		BR6S	3522	.025"
982		TR5	2238	.025"
100, 102, 104, 105, 106, 107, 108, 109, 122, 123, 124, 125, 1250, 1450, 1650, 126, 127, 128, 129, 147, 149, 800, 1000, 1100, 1200		B-6L	3212	.025"
1030, 1225, 1238		B2-LM	1147	.030"
1325, 1330, 1440, 1641, 2182		BKR5ES	2460	.030"
1430, 1730, 1861, 1862, 2062		UR4	6630	.030"
182, 282, 382, 482		BM6A SLD	6021	.030"
55, 75, 76, 85, 80, 81, 111		BM6A SLD	6021	.025"
60, 70, 71, 72, 72, 86		B6S	3510	.025"
682, 782		UR4	6630	.025"
ISLANDER				
		B2-LM	1147	.025"
JACKSON				
		B2-LM	1147	.025"
JACOBSEN				
	3.5HP HONDA OHV	BP5ES SLD	2140	.025"
	6.5HP B&S INTEK PRO OHV	BKR5ES	2460	.030"
	8HP KOHLER K181	B6S	3510	.025"
	10HP KOHLER K241	B-6L	3212	.025"
	12HP KOHLER K301	B-6L	3212	.025"
	14HP KOHLER K321	B-6L	3212	.025"
	15HP KAWASAKI OHV	BCPR6ES	2330	.025"
	15HP KAWASAKI V-TWIN	BCPR6ES	2330	.025"
	16HP KOHLER K341	B-6L	3212	.025"
	17HP KAWASAKI OHV	BCPR6ES	2330	.025"
	17HP KAWASAKI V-TWIN	BCPR6ES	2330	.025"
	18HP KOHLER K361	B-6L	3212	.025"
	21HP KAWASAKI V-TWIN	BPR4ES SLD # ^	6578	.032"
	23HP KOHLER K582	B-6L	3212	.025"
	CLINTON	B6S	3510	.025"
	FORD	B-6L	3212	.025"
	FUJI-ROBIN EY25W	B6HS #	7534	.025"
	JACOBSEN	B2-LM	1147	.025"

MAKE & MODEL	ENGINE	REGULAR PLUG	STK#	GAP
JACOBSEN Cont'd				
	18MM HEAD	AB-6	2910	.025"
GREENSMOWER		B-2	3110	.025"
PUTTING GREEN MOWER		B-2	3110	.025"
JAMAKA				
	B&S	B2-LM	1147	.025"
JARI				
MONARCH	5.5HP HONDA GX200	BPR6ES SLD #	4008	.032"
CHIEF	205cc 5.5HP B&S VANGUARD	BKR5ES	2460	.030"
MONARCH	208cc KOHLER CH270	BKR5ES	2460	.030"
	B&S	B2-LM	1147	.025"
	CLINTON	B-2	3110	.025"
	KOHLER	B2-LM	1147	.025"
	TECUMSEH	BR2-LM SLD	3841	.025"
JOHN DEERE				
	5HP KAWASAKI FC150	BP6ES SLD #	4007	.025"
	5.3HP KAWASAKI OHV	BP5ES SLD	2140	.025"
	6HP B&S	BR2-LM SLD	3841	.030"
	6HP KAWASAKI OHV	BP5ES SLD	2140	.025"
	6.5HP B&S	BKR5ES	2460	.030"
JS63C	6.5HP B&S INTEK	BKR5ES	2460	.030"
	6.75HP B&S	BKR5ES	2460	.030"
	13HP B&S	BR2-LM SLD	3841	.030"
	13HP KOHLER CV13S	BKR5E-11	6953	.040"
	14HP KAWASAKI FC420V	BPR5ES SLD #	4006	.032"
WG32A, WG36A, WG48A, WH36A, WHP48A, WHP52A	14.5HP KAWASAKI FS481V	BPR4ES SLD # ^	6578	.032"
	15HP KOHLER OHV	BKR5E-11	6953	.040"
	16HP B&S V-TWIN OHV	BKR5ES	2460	.030"
	16HP KOHLER OHV	BKR5ES	2460	.030"
	17HP B/S INTEK OHV AVS	BKR5ES	2460	.030"
	17HP KAWASAKI FC540V	BP5ES SLD #	2140	.025"
	17HP KAWASAKI V-TWIN OHV	BCPR6ES	2330	.025"
D105	17.5HP B&S 500cc	BKR5ES	2460	.030"
	17.5HP KOHLER OHV	BKR5ES	2460	.030"
	18HP B&S V-TWIN OHV	BKR5ES	2460	.030"
636M	18HP KAWASAKI FS600V	BPR4ES SLD # ^	6578	.032"
	18HP KAWASAKI V-TWIN OHV	BMR6A SLD #	4002	.028"
636M, S240 SPORT, WH48A, WH52A, X350, X350R, X354	18.5HP KAWASAKI FS600V	BPR4ES SLD # ^	6578	.032"
X300, X300R, X304, X310	18.5HP KAWASAKI OHV	BPR4ES SLD # ^	6578	.032"

Lawnmowers

Denotes Original Equipment
 ^ Available in Blister Pack (see page 6)

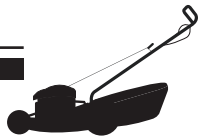
Note: Due to different operating or engine conditions an alternate heat range plug maybe required.

MAKE & MODEL	ENGINE	REGULAR PLUG	STK#	GAP
JOHN DEERE Cont'd				
D110	19HP B&S 540cc 50 STATE	BKR5ES	2460	.030"
	19HP KAWASAKI FH601V	BPR4ES SLD # ^	6578	.032"
D125, Z335E	20HP B&S 656cc	BKR5ES	2460	.030"
X330	20HP B&S COMMERCIAL TURF	BKR5ES	2460	.030"
	20HP B/S INTEK V-TWIN OHV	BKR5ES	2460	.030"
	20HP KAWASAKI V-TWIN OHV	BMR6A SLD #	4002	.028"
	21HP KAWASAKI V-TWIN OHV	BPR4ES SLD # ^	6578	.032"
D130, D140, Z335E, Z525E	22HP B&S PROFESSIONAL SERIES 724cc	BKR5ES	2460	.030"
X710	22HP KAWASAKI FD671D	BPR2ES SLD #	2015	.032"
X370, X380, X384, X390, X394	22HP KAWASAKI FS651V	BPR4ES SLD # ^	6578	.032"
648M, 648R, 652B, 652M	22HP KAWASAKI FX691V	BPR4ES SLD # ^	6578	.032"
648R	22HP KAWASAKI FX730V	BPR4ES SLD # ^	6578	.032"
X320, X324, X360, X700	22HP KAWASAKI OHV	BPR4ES SLD # ^	6578	.032"
648M, 652M	23HP KAWASAKI FS691V	BPR4ES SLD # ^	6578	.032"
	23HP KAWASAKI V-TWIN OHV	BPR4ES SLD # ^	6578	.032"
	23HP KOHLER COMMAND V- TWIN OHV	BKR5ES	2460	.030"
WH61A, WHP61A	23.5HP KAWASAKI FS600V	BPR4ES SLD # ^	6578	.032"
652R, 652R MOD, 652R, 661R, ZTRAK (Z920M, Z920R)	23.5HP KAWASAKI FX730V	BPR4ES SLD # ^	6578	.032"
ZTRAK (Z915B)	23.9HP KOHLER PCV740	BKR5ES	2460	.030"
D155	24HP B&S PROFESSIONAL SERIES 724cc	BKR5ES	2460	.030"
X570, X580, X584, Z540M, Z540R	24HP KAWASAKI FS730V	BPR4ES SLD # ^	6578	.032"
X500, X530, X740, X744, X748, X748SE, X749	24HP KAWASAKI OHV	BPR4ES SLD # ^	6578	.032"
652R EFI, 661R EFI, ZTRAK (Z925M EFI)	24.6HP KOHLER COMMAND PRO EFI ECV740	BKR5ES	2460	.030"
Z535M, Z535R	25HP B&S COMMERCIAL TURF 724cc	BKR5ES	2460	.030"
D160, D170	25HP B&S PROFESSIONAL SERIES 724cc	BKR5ES	2460	.030"
	25HP KAWASAKI V-TWIN OHV	BPR4ES SLD # ^	6578	.032"
ZTRAK (Z915B)	25HP KOHLER COMMAND PRO CV742	BKR5ES	2460	.030"
ZTRAK (Z925M FLEX FUEL)	25HP KOHLER COMMAND PRO EFI FLEX FUEL FCV740	BKR5ES	2460	.030"

MAKE & MODEL	ENGINE	REGULAR PLUG	STK#	GAP
JOHN DEERE Cont'd				
	25HP KOHLER COMMAND V- TWIN OHV	BKR5ES	2460	.030"
X730, X734, X738, X739	25.5HP KAWASAKI FD750D	BPR2ES SLD #	2015	.032"
X590	25.5HP KAWASAKI FS730V EFI	BPR4ES SLD # ^	6578	.032"
ZTRAK (Z930M, Z930R)	25.5HP KAWASAKI FX801V	BPR4ES SLD # ^	6578	.032"
X720, X720SE, X730, X724, X728, X728SE, X729	25.5HP KAWASAKI OHV	BPR4ES SLD # ^	6578	.032"
ZTRAK (Z930M EFI)	26.5HP KOHLER ECV749	BKR5ES	2460	.030"
ZTRAK (Z950M, Z950R)	27HP KAWASAKI FX850V	BPR4ES SLD # ^	6578	.032"
ZTRAK (Z930R PROPANE), ZTRAK (Z950M PROPANE), ZTRAK (Z950R PROPANE)	27HP KAWASAKI FX850V LP	BPR8ES-6 #	93427	.024"
ZTRAK (Z960M), ZTRAK (Z960R)	31HP KAWASAKI FX921V	BPR5ES SLD #	4006	.032"
ZTRAK (Z970R)	35HP KAWASAKI FX1000V	BPR5ES SLD #	4006	.032"
1435 DIESEL FRONT MOWER, 2500B RIDING GREENSMOWER, 2500E HYBRID RIDING GREENSMOWER, 7200A PRECISIONCUT TRIM & SURROUNDS MOWER, BM18973 11-BLADE REEL CUTTING UNIT, BM19517 7-BLADE REEL CUTTING UNIT, BM19916 VERTICAL CUTTING UNIT, BM22458 7-BLADE REEL CUTTING UNIT, BM22459 11-BLADE REEL CUTTING UNIT, BM22460 VERTICAL CUTTING UNIT, BM24129 7-BLADE REEL CUTTING UNIT, BM24130 11- BLADE REEL CUTTING UNIT, BM25127 7-BLADE REEL CUTTING UNIT, BM25128 11-BLADE REEL CUTTING UNIT, BM25129 VERTICAL CUTTING UNIT, X495, X740, X744, X748, X749, X750, X754, X758, X950R	854 DIESEL	Y1021J #	97627	---
1550 TERRAIN CUT	854 DIESEL, 4WD & 2WD	Y1021J #	97627	---
2653B TRIM & SURROUNDS MOWER	854 DIESEL, 5- & 8-Blade, 660 MM (26-IN) & 762 MM (30-IN) Reel Cutting Units	Y1021J #	97627	---
	B&S 116	BR6S	3522	.025"
	KAWASAKI TB480V	BM6A SLD #	6021	.028"
	ONAN 316	TR5	2238	.025"
	ONAN 318	TR5	2238	.025"
	ONAN 420	TR5	2238	.025"
	TECUMSEH	BPM7A SLD	7472	.025"
	YANMAR F912	BP5ES SLD #	2140	.025"
	YANMAR F932	BP5ES SLD #	2140	.025"

Denotes Original Equipment
 ^ Available in Blister Pack (see page 6)

Note: Due to different operating or engine conditions an alternate heat range plug maybe required.



MAKE & MODEL	ENGINE	REGULAR PLUG	STK#	GAP
JOHN DEERE Cont'd				
12PB, 12SB, 14PZ, 14SZ, F725, JA62, JA65, JS60, JS61, JS63		B2-LM	1147	.030"
14SB, 14SX, 14SE, 14SX, 14ST, 14PT, JE75, JX75, JX85		BP5ES SLD	2140	.025"
20SR7		BM6A SLD	6021	.025"
56, 57, 66, 68, R72, D28, S92		B6S	3510	.025"
JOHNSON				
	B&S	B2-LM	1147	.030"
	CLINTON S	B6S	3510	.025"
	CONTINENTAL	B6S	3510	.025"
JOLLYHOE				
		B2-LM	1147	.025"
JONSERED				
YT42	20HP B&S INTEK 656cc	BKR5ES	2460	.030"
YT46	22HP B&S INTEK 724cc	BKR5ES	2460	.030"
YT48	22HP KOHLER KT725	BKR5ES	2460	.030"
Z52XFR, Z61XFR	24HP KAWASAKI FR730V	BPR4ES SLD # ^	6578	.032"
LGT54	24HP KOHLER KT735	BKR5ES	2460	.030"
Z42F, Z46R, Z48F, Z54R	25HP B&S COMMERCIAL TURF 724cc	BKR5ES	2460	.030"
Z52XF, Z61XF	25HP KOHLER CONFIDANT ZT740	BKR5ES	2460	.030"
2754GTHI	27HP B&S COMMERCIAL TURF	BKR5ES	2460	.030"
J160AWD, J160FH22	HONDA GCV160	BPR5ES SLD #	4006	.032"
J149P21, J675AWD	KOHLER XT6.75	DCPR6E ^	3481	.030"
K & S				
	B&S	B2-LM	1147	.025"
KATO EQUIPMENT				
	3.5HP HONDA G150	B6HS #	7534	.025"
	5HP HONDA G200	B6HS #	7534	.025"
	B&S	B2-LM	1147	.025"
	KOHLER	B2-LM	1147	.025"
KEE				
	5HP B&S	B2-LM	1147	.025"
	5.5HP HONDA OHV	BP5ES SLD	2140	.025"
	6HP B&S	BR2-LM SLD	3841	.030"
	6.75HP B&S	BKR5ES	2460	.030"
	8HP B&S	B2-LM	1147	.025"
	8HP KOHLER K181	BR2-LM SLD	3841	.025"
	10HP B&S INTEK IC	BKR5ES	2460	.030"
	11HP HONDA GV400	BM6A SLD #	6021	.028"
	12.5HP KAWASAKI	BM4A SLD #	4000	.028"
	14HP KAWASAKI	BP4ES #	6928	.028"
	14HP KOHLER OHV	BKR5E-11	6953	.040"

MAKE & MODEL	ENGINE	REGULAR PLUG	STK#	GAP
KEE Cont'd				
	16HP B&S	BKR5ES	2460	.030"
	18HP KOHLER	BKR5ES	2460	.030"
	20HP B&S	BKR5ES	2460	.030"
	20HP KOHLER	BKR5ES	2460	.030"
	TECUMSEH	BR4-LM	4133	.025"
KEES F.J.				
	2.2HP HONDA	BPM7A SLD	7472	.025"
	11HP HONDA GV400	BP5HS #	4111	.025"
	B&S	B2-LM	1147	.025"
KINCO				
		B2-LM	1147	.025"
KING O'LAWN				
		B2-LM	1147	.025"
KLEEN KUT				
		B2-LM	1147	.025"
K-MART				
		B2-LM	1147	.025"
KUBOTA				
	5HP HONDA OHV	BP5ES SLD	2140	.025"
	19HP KOHLER	UR4	6630	.030"
ZG222, ZG227, ZG327	KGZ770	BPR6HS	7022	.030"
T1400H		BPR6HS	7022	.030"
KUT KWICK				
	B&S	B2-LM	1147	.025"
	KOHLER	B-6L	3212	.025"
	WISCONSIN	AB-6	2910	.025"
LANDMARK				
	B&S	B2-LM	1147	.030"
	TECUMSEH	BR4-LM	4133	.025"
LAWN CHIEFF				
	3.5HP, 3.75HP, 4HP & 5HP B&S	B2-LM	1147	.030"
LAWN CRUISER				
	ALL MODELS	B2-LM	1147	.030"
LAWN FLITE				
	B&S	B2-LM	1147	.030"
	LAUSON	B6S	3510	.025"
	POWER PRODUCTS	B6S	3510	.025"
LAWN LION				
	ALL MODELS	B2-LM	1147	.025"
LAWN MASTER				
REEL & ROTARY MOWERS	B&S	B2-LM	1147	.030"
REEL & ROTARY MOWERS	TECUMSEH	B2-LM	1147	.025"
LAWN SCOUT				
	B&S	B2-LM	1147	.025"
	TECUMSEH	B6S	3510	.025"
LAWN-BOY				
SILVER PRO SERIES	6.5HP 2-STROKE	BM4A SLD	4000	.025"
10630, 10632	140cc B&S OHV	BKR5ES	2460	.020"
10730, 10732, 10734, 17730, 17732, 17734	149cc KOHLER XT6.75	DCPR6E ^	3481	.036"
10739, 17739	149cc KOHLER XTX650	DCPR6E ^	3481	.036"

Lawnmowers

Denotes Original Equipment

^ Available in Blister Pack (see page 6)

Note: Due to different operating or engine conditions an alternate heat range plug maybe required.

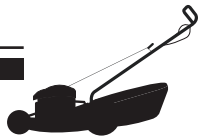
MAKE & MODEL	ENGINE	REGULAR PLUG	STK#	GAP
LAWN-BOY Cont'd				
10736	160cc HONDA GCV160	BPR5ES SLD #	4006	.032"
SILVER SERIES	4-STROKE S	B2-LM	1147	.030"
GOLD PRO SERIES	LAWNBOY 2-STROKE	BM4A SLD	4000	.025"
	LAWNBOY 4535, CT, 8290	BR6S	3522	.025"
	LAWNBOY W/ ELECTRIC START	BM4A SLD	4000	.025"
	LAWNBOY W/ STANDARD IGNITION	BM4A SLD	4000	.025"
	TECUMSEH	BR2-LM SLD	3841	.025"
LAWNCRAFT				
	ALL MODELS	B2-LM	1147	.025"
LAWN-CYCLE				
	ALL MODELS	B2-LM	1147	.025"
LAWNROWER				
	TECUMSEH	BR6S	3522	.025"
LAZY BOY				
	ALL MODELS	B2-LM	1147	.025"
LIMA				
	CLINTON	B-4L	3112	.025"
	LAUSON	B2-LM	1147	.025"
LITTLE WONDER				
	B&S	B2-LM	1147	.025"
	KOHLER	B6S	3510	.025"
LOCKE				
	5.5HP HONDA	BPR6ES SLD #	4008	.032"
	6HP B&S VANGUARD OHV	B2-LM	1147	.030"
	6HP KOHLER	BKR5E-11	6953	.040"
	6.5HP B&S INTEK	BKR5ES	2460	.030"
	25HP KAWASAKI FH721V	BPR4ES SLD # ^	6578	.032"
MAINLINE				
	ACME	B6HS	7534	.025"
	B&S	B2-LM	1147	.025"
MANG				
	7HP KOHLER K161	B2-LM	1147	.025"
	10HP KOHLER K241	B6S	3510	.025"
	B&S	B2-LM	1147	.025"
	FUJI-ROBIN EY25W	B6HS #	7534	.025"
	FUJI-ROBIN EY44W	B6HS #	7534	.025"
	WISCONSIN AENL	AB-6	2910	.025"
MARAUDER				
	B&S	B2-LM	1147	.025"
	IRON HORSE	BR6S	3522	.025"
MASPORT				
500 RRR	127cc 550 SERIES B&S	BPR6ES SLD	4008	.030"
350ST COMBO	140cc 550EX B&S	BKR5ES	2460	.030"
800ST, 800AL	163cc 675EXI B&S	BKR5ES	2460	.030"

MAKE & MODEL	ENGINE	REGULAR PLUG	STK#	GAP
MASPORT Cont'd				
UTILITY 530	163cc 675EXI B&S	BKR5ES	2460	.030"
800AL, ST	190cc B&S	BKR5ES	2460	.030"
ROTAROLA SP AL	190cc B&S	BKR5ES	2460	.030"
UTILITY 530, 850	190cc B&S	BKR5ES	2460	.030"
MASSEY-FERGUSON				
2409	8.5HP B&S 196707	B2-LM	1147	.030"
2411G	10.5HP B&S 28B707	BR2-LM SLD	3841	.030"
	12.5HP B&S 28P777	B2-LM	1147	.030"
2412	12.5HP KOHLER CV12.5S	BKR5E-11	6953	.040"
	13HP B&S OHV	BKR5ES	2460	.030"
2411H, 2414H, ZT1438	14HP KOHLER CV14S	BKR5E-11	6953	.040"
	14.5HP B&S	BKR5ES	2460	.030"
	15HP B&S OHV	BKR5ES	2460	.030"
	15.5HP B&S OHV	BKR5ES	2460	.030"
	16HP B&S	BKR5ES	2460	.030"
	16HP HONDA GXV530	BPR5ES SLD #	4006	.032"
ZT1644	16HP KOHLER	BKR5ES	2460	.030"
	17HP B&S OHV	BKR5ES	2460	.030"
	17HP KAWASAKI FD501V(TO 1998)	BMR6A SLD	4002	.025"
ZT1850	18HP B&S	BKR5ES	2460	.030"
	18HP KOHLER	BKR5ES	2460	.030"
	20HP B&S VANGUARD OHV	BKR5ES	2460	.030"
	20HP KAWASAKI FD620D	BMR2A-10 #	4452	.040"
	20HP KOHLER	BKR5ES	2460	.030"
	20HP KOHLER COMMAND	BKR5ES	2460	.030"
	23HP KOHLER COMMAND V-TWIN OHV	BKR5ES	2460	.030"
	25HP KOHLER	BKR5ES	2460	.030"
	25HP KOHLER COMMAND	BKR5ES	2460	.030"
	27HP KAWASAKI FD750D	BPR2ES SLD #	2015	.032"
	27HP KOHLER COMMAND V-TWIN	BKR5ES	2460	.030"
MF1200, MF1450, MF1650		B-6L	3212	.025"
MF85		BMR6A SLD	4002	.025"
MASTER CUT				
	B&S	B2-LM	1147	.025"
	TECUMSEH	B6S	3510	.025"
MASTERCRAFT				
	B&S	B2-LM	1147	.025"
	TECUMSEH	BR2-LM SLD	3841	.025"
MAVERICK				
	ALL MODELS	B2-LM	1147	.025"
MAXIM MFG				
	3.75HP B&S	BR2-LM SLD	3841	.030"
	4.5HP B&S QUANTUM	BR2-LM SLD	3841	.030"

Denotes Original Equipment

^ Available in Blister Pack (see page 6)

Note: Due to different operating or engine conditions an alternate heat range plug maybe required.



MAKE & MODEL	ENGINE	REGULAR PLUG	STK#	GAP
MAXIM MFG Cont'd				
	4.6HP HONDA GC160	BR4HS #	3322	.032"
	5HP B&S	BR2-LM SLD	3841	.030"
	5HP HONDA GXV140	BPR5ES SLD #	4006	.032"
	6HP B&S DIAMOND I/C	BR2-LM SLD	3841	.030"
	6HP B&S INTEK	BKR5ES	2460	.030"
	6.5HP B&S	BKR5ES	2460	.030"
	8.5HP B&S	BR2-LM SLD	3841	.030"
	12HP B&S I/C	BR2-LM SLD	3841	.030"
	13HP HONDA	BPR6ES SLD #	4008	.032"
	14HP B&S VANGUARD	BKR5ES	2460	.030"
	20HP B&S INTEK	BKR5ES	2460	.030"
M-C				
	ALL MODELS	B2-LM	1147	.025"
MCCULLOCH				
M195-42T	19.5HP B&S INTEK 500cc	BKR5ES	2460	.030"
M20-42T	20HP B&S INTEK 656cc	BKR5ES	2460	.030"
M22-46T	22HP B&S INTEK 656cc	BKR5ES	2460	.030"
M23-48T	23HP B&S INTEK 724cc	BKR5ES	2460	.030"
M24-54T	24HP B&S INTEK 724cc	BKR5ES	2460	.030"
MCDONOUGH				
	ALL MODELS	B2-LM	1147	.025"
MCLANE				
	2.5HP HONDA	BM4A SLD	4000	.025"
	3.5HP B&S	B2-LM	1147	.025"
	3.5HP HONDA G130	BR6HS # ^	3922	.028"
	3.5HP HONDA G150	BR6HS # ^	3922	.028"
	4HP & 5HP HONDA OHV	BP5ES SLD	2140	.025"
	4HP KOHLER K91	B2-LM	1147	.025"
	4HP, 5HP, 5.5HP, & 6HP B&S	B2-LM	1147	.030"
	5HP KAWASAKI	BP5ES SLD	2140	.025"
MEADE				
	ALL MODELS	B2-LM	1147	.025"
MEP				
	2.5HP HONDA	BM4A SLD	4000	.025"
	3.5HP, 3.8HP, 4HP, 5HP & 5.5HP TECUMSEH	B2-LM	1147	.030"
	5HP HONDA OHV	BP5ES SLD	2140	.025"
	5.5HP HONDA OHC	BP5ES SLD	2140	.025"
	5.5HP TECUMSEH OHV	BR2-LM SLD	3841	.025"
	B&S	B2-LM	1147	.025"
MICHAELS				
	7HP KOHLER K161	B2-LM	1147	.025"
	B&S	B2-LM	1147	.025"

MAKE & MODEL	ENGINE	REGULAR PLUG	STK#	GAP
MIDDLESWORTH				
	B&S	B2-LM	1147	.025"
	KOHLER	B-6L	3212	.025"
MIDLAND				
	18MM HEAD	AB-6	2910	.025"
	2-STROKE	BM4A SLD	4000	.025"
	4-STROKE	B4-LM	3410	.025"
MIDWEST MOWERS				
WEGELE 36	18HP B&S VANGUARD	BKR5ES	2460	.030"
MILBRANDT				
	14MM HEAD	B4-LM	3410	.025"
	18MM HEAD	AB-6	2910	.025"
MLW				
	5.5HP B&S	B2-LM	1147	.030"
MOMO				
	B&S	B2-LM	1147	.025"
MONARK				
	ALL MODELS	B2-LM	1147	.025"
MONO				
	B&S	B2-LM	1147	.025"
	LAUSON	B6S	3510	.025"
MONTGOMERY WARD				
	B&S	B2-LM	1147	.025"
	LAUSON	B6S	3510	.025"
MOTT				
	B&S	B2-LM	1147	.025"
	WISCONSIN TJD	AB-6	2910	.025"
MOW MASTER				
POWER PAK		B6S	3510	.025"
PROPULSION S		B6S	3510	.025"
MOW MOWER				
	ALL MODELS	B2-LM	1147	.025"
MOW WING				
	ALL MODELS	B2-LM	1147	.030"
MOW-A-MAT				
	ALL MODELS	B2-LM	1147	.030"
MOWAMATIC				
	B&S	B2-LM	1147	.025"
	CLINTON	BR6S	3522	.025"
MOW-CYCLE				
	ALL MODELS	B2-LM	1147	.025"
MOW-MORE				
		AB-6	2910	.025"
MOZ-ALL				
	ALL MODELS	B2-LM	1147	.025"
MTD				
	3.5HP TECUMSEH	BR2-LM SLD	3841	.030"
	4HP B&S 10A902	BR2-LM SLD	3841	.030"
	4HP TECUMSEH	BR2-LM SLD	3841	.030"
	5HP B&S	BR2-LM SLD	3841	.030"
	5HP TECUMSEH	BR2-LM SLD	3841	.030"
	5.5HP B&S	BR2-LM SLD	3841	.030"
	6HP TECUMSEH	BR2-LM SLD	3841	.030"
	10.5HP B&S MODEL 21	BKR5ES	2460	.030"

Lawnmowers

Denotes Original Equipment

^ Available in Blister Pack (see page 6)

Note: Due to different operating or engine conditions an alternate heat range plug maybe required.

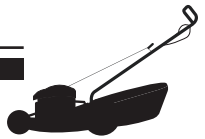
MAKE & MODEL	ENGINE	REGULAR PLUG	STK#	GAP
MTD Cont'd				
	15.5HP B&S MODEL 28	BKR5ES	2460	.030"
	19HP B&S MODEL 28	BKR5ES	2460	.030"
	20HP KAWASAKI FD620D	BMR2A-10 #	4452	.040"
GOLD 13AX795S004, 13AX795T004	20HP KOHLER COURAGE SINGLE- CYLINDER	BKR5ES	2460	.030"
GOLD 13AX915T004, GOLD 17AF2ACS004 RZT	22HP KOHLER COURAGE	BKR5ES	2460	.030"
GOLD 13AP925P004	23HP KOHLER COURAGE	BKR5ES	2460	.030"
GOLD 17AF2ACP004 RZT	25HP KOHLER COURAGE	BKR5ES	2460	.030"
GOLD 17AF2ACK004 RZT	26HP KOHLER COURAGE	BKR5ES	2460	.030"
PRO 12AKC31E095	149cc KOHLER OHV	DCPR6E ^	3481	.030"
GOLD 11A-B22Q704, GOLD 12AVD32Q704 CARB COMPLIANT	160cc HONDA OHC	BPR5ES SLD #	4006	.032"
	190cc B&S	BKR5ES	2460	.030"
	1P61	BPR6ES SLD	4008	.030"
	1P65	BPR6ES SLD	4008	.030"
	1P70MO	BPR6ES SLD	4008	.030"
	2P70MO	BPR6ES SLD	4008	.030"
MTD PRO				
	5.5HP KAWASAKI OHV	BP5ES SLD	2140	.025"
MMZ-1848	18HP B&S	BKR5ES	2460	.030"
MMZ-2554, MMZ-2560	25HP KOHLER 7000 SERIES	BKR5ES	2460	.030"
MURRAY				
	2HP TECUMSEH TC300	BPMR6A ^	6726	.030"
20102	3.5HP B&S	BR2-LM SLD	3841	.030"
22105	3.75HP B&S	BR2-LM SLD	3841	.030"
	3.8HP TECUMSEH TVS90	BR2-LM SLD	3841	.025"
	4HP B&S	BR2-LM SLD	3841	.030"
	4.5HP B&S	BR2-LM SLD	3841	.030"
	5.5HP B&S	BR2-LM SLD	3841	.030"
22506	5.75HP B&S	BR2-LM SLD	3841	.030"
	6.5HP B&S INTEK OHV	BKR5ES	2460	.025"
	6HP B&S	BR2-LM SLD	3841	.030"
	10HP B&S	BR2-LM SLD	3841	.030"
30" REAR ENGINE RIDER	10.5HP B&S POWERBUILT	BKR5ES	2460	.030"
	11HP B&S	BR2-LM SLD	3841	.030"
	12HP TECUMSEH OHV	B6HS	7534	.025"
	12.5HP B&S	BR2-LM SLD	3841	.030"
	13HP B&S	BR2-LM SLD	3841	.030"
	13.5HP TECUMSEH	BR6ES	4922	.030"
	14HP B&S	BR6S	3522	.025"
	15.5HP B&S OHV	BKR5ES	2460	.030"
42" RIDING MOWER	15.5HP B&S POWERBUILT OHV	BKR5ES	2460	.030"

MAKE & MODEL	ENGINE	REGULAR PLUG	STK#	GAP
MURRAY Cont'd				
	16HP TECUMSEH OHV	B6HS	7534	.025"
	16.5HP B&S	BKR5ES	2460	.030"
	17HP B&S OHV	BKR5ES	2460	.030"
	18HP B&S	BR6S	3522	.025"
	18HP TECUMSEH OHV	BR6ES	4922	.030"
SELECT 42" RIDING MOWER	18.5HP B&S 330000 SERIES 540cc	BKR5ES	2460	.030"
	20HP B&S	BKR5ES	2460	.030"
	21HP B&S	BKR5ES	2460	.030"
21" WITH REAR WHEELS	140cc B&S 500E SERIES	BKR5ES	2460	.020"
ME21550	140cc B&S 550E SERIES	BKR5ES	2460	.020"
20" PUSH MOWER	148cc B&S 300 SERIES	BR2-LM SLD	3841	.030"
21" PUSH MOWER	148cc B&S 450 SERIES	BR2-LM SLD	3841	.030"
SELECT 21" SELF PROPELLED	160cc B&S 625EX SERIES	BKR5ES	2460	.020"
MURRY				
	ALL MODELS	B2-LM	1147	.030"
MUSTANG				
	B&S	B2-LM	1147	.025"
NATIONAL				
REEL MOWER	B&S	B2-LM	1147	.025"
	KOHLER	B-4	3210	.025"
NEW HOLLAND				
MZ14H	14HP B&S	BKR5ES	2460	.030"
MZ16H	16HP B&S	BKR5ES	2460	.030"
MY16	16HP KOHLER COMMAND	BKR5ES	2460	.030"
MY17	17HP KAWASAKI	BPMR6A ^	6726	.025"
MZ18H	18HP B&S	BKR5ES	2460	.030"
MY19	19HP KAWASAKI	BCPR6ES #	2330	.025"
MZ19H	19HP KAWASAKI FH601V	BCPR6ES #	2330	.025"
GT20A	20HP KOHLER COMMAND	BKR5ES	2460	.030"
GT22A	22HP KOHLER COMMAND	BKR5ES	2460	.030"
NOMA				
	5HP B&S	B2-LM	1147	.030"
NORTHERN TURF				
SS220	6.5HP HONDA GX200	BPR6ES SLD #	4008	.032"
NOVICO				
	B&S	B2-LM	1147	.030"
OLYMPIA				
	ALL MODELS	B2-LM	1147	.030"
ONAN				
	16HP ONAN	TR5	2238	.025"
PANTHER				
	ALL MODELS	B2-LM	1147	.025"
PARMI				
	B&S	B2-LM	1147	.025"
PATHFINDER				
	ALL MODELS	B2-LM	1147	.025"

Denotes Original Equipment

^ Available in Blister Pack (see page 6)

Note: Due to different operating or engine conditions an alternate heat range plug may be required.



MAKE & MODEL	ENGINE	REGULAR PLUG	STK#	GAP
PEKTRA				
TK-3500	3.75HP B&S SPRINT	BR2-LM SLD	3841	.030"
TK-4500	4HP B&S QUATTRO	BR2-LM SLD	3841	.030"
TK-5000, TK-5500	5HP B&S QUANTUM	BR2-LM SLD	3841	.030"
TK-6000	6HP B&S QUANTUM	BR2-LM SLD	3841	.030"
TK-6500	6.5HP B&S INTEK	BKR5ES	2460	.030"
TK-7000	7HP B&S QUANTUM	BR2-LM SLD	3841	.030"
PEMCO				
	ALL MODELS	B2-LM	1147	.025"
PENNCREST				
	ALL MODELS	B2-LM	1147	.025"
PENNINGTON				
	B&S	B2-LM	1147	.025"
	CLINTON	B-4	3210	.025"
	KOHLER	B-6L	3212	.025"
	ONAN	B-6L	3212	.025"
	WISCONSIN	AB-6	2910	.025"
PERMA-GREEN SUPREME				
RIDE-ON ULTRA	6.5HP B&S INTEK	BKR5ES	2460	.030"
PINCOR				
	B&S	B2-LM	1147	.030"
	PINCOR 4-STROKE S	B6S	3510	.025"
PIONEER				
	B&S	B2-LM	1147	.030"
	TECUMSEH	B6S	3510	.025"
POLORON				
	ALL MODELS	B2-LM	1147	.025"
PONY POWER				
	ALL MODELS	B2-LM	1147	.030"
POULAN				
P0450N20S	2.4HP B&S 148cc	BKR5ES	2460	.030"
P0500N22S	2.7HP B&S 500 SERIES 158cc	BKR5ES	2460	.030"
	4HP B&S	BR2-LM SLD	3841	.025"
	5.5HP HONDA	BPR5ES SLD #	4006	.032"
	6.5HP B&S	BR2-LM SLD	3841	.025"
	6.75HP B&S	BKR5ES	2460	.030"
P014542LT	14.5HP B&S 500cc	BKR5ES	2460	.030"
F14-430 PIRANA	15HP KAWASAKI	BCPR6ES	2330	.025"
P017542LT	17.5HP B&S 500cc	BKR5ES	2460	.030"
P019542LT	19.5HP B&S 500cc	BKR5ES	2460	.030"
PP225, PP2260, PP22R55, PP20375, PP500, PP722, PP735, PP750, PP751, PP752, PP800M, PP835		B2-LM	1147	.030"
POULAN PRO				
	3HP B&S	B2-LM	1147	.030"
PR7Y22MB	4.56HP KOHLER	BKR5ES	2460	.030"
	5HP B&S	B2-LM	1147	.030"
	10HP B&S	B2-LM	1147	.030"

MAKE & MODEL	ENGINE	REGULAR PLUG	STK#	GAP
POULAN PRO Cont'd				
PB301	10.5HP B&S 344cc	BKR5ES	2460	.030"
	11HP B&S	B2-LM	1147	.030"
	12HP B&S	B2-LM	1147	.030"
	12.5HP B&S	B2-LM	1147	.030"
	14HP KOHLER	BKR5ES	2460	.040"
PO1538	15HP B&S OHV	BKR5ES	2460	.030"
	16HP KOHLER	UR4	6630	.025"
301ZX	16.5HP B&S INTEK	BKR5ES	2460	.030"
PO1742ST, PO17H42ST	17HP B&S OHV	BKR5ES	2460	.030"
PP175G42, PP175G42 CARB	17.5HP B&S 500cc	BKR5ES	2460	.030"
	18HP KOHLER	UR4	6630	.025"
PD1842ST, PD18H42ST	18HP KOHLER COMMAND	BKR5ES	2460	.030"
PP19 CARB, PP19A42	19HP B&S 540cc	BKR5ES	2460	.030"
461ZX	19.5HP B&S PROFESSIONAL SERIES	BKR5ES	2460	.030"
PB195H42LT, PD2042ST, PD20H42ST	20HP B&S INTEK	BKR5ES	2460	.030"
PB20H42YT	20HP B&S INTEK	BKR5ES	2460	.030"
	20HP KOHLER	UR4	6630	.025"
PD20PH48ST	20HP KOHLER COMMAND	BKR5ES	2460	.030"
PB22H46YT	22HP B&S INTEK	BKR5ES	2460	.030"
541ZX	22HP B&S PROFESSIONAL SERIES	BKR5ES	2460	.030"
P45ZX	22HP B&S PROFESSIONAL SERIES 724cc	BKR5ES	2460	.030"
PB23H48YT	23HP B&S INTEK	BKR5ES	2460	.030"
P54ZX	24HP B&S	BKR5ES	2460	.030"
PD25PH48ST	25HP B&S INTEK	BKR5ES	2460	.030"
PB26H54YT	26HP B&S INTEK	BKR5ES	2460	.030"
PBGT26H54	26HP B&S INTEK	BKR5ES	2460	.030"
P54ZXT, PR700AWD	26HP KOHLER KT745	BKR5ES	2460	.030"
PR550N21SH	140cc B&S 500E SERIES	BKR5ES	2460	.020"
PR550N22SH	140cc B&S 550 SERIES	BR2-LM SLD	3841	.030"
PR550N21RH3	140cc B&S 550EX SERIES	BKR5ES	2460	.020"
PR450N20S	148cc B&S 450 SERIES	BR2-LM SLD	3841	.030"
PPWT62522, PR625Y22RKP, PR625Y22RHP, PR625Y22RP, PR625Y22SHP, PR625N21RH3	160cc B&S 625EX SERIES	BR2-LM SLD	3841	.030"
PR625Y22RP	160cc B&S 625EX SERIES	BKR5ES	2460	.020"
PP20VA46	656cc B&S INTEK	BKR5ES	2460	.030"
PP24VA54	725cc B&S 05 SERIES	BKR5ES	2460	.030"
PR675AWD	HONDA GCV160	BPR5ES SLD #	4006	.032"
PR625Y22RHP	KOHLER XT6.75	DCPR6E ^	3481	.030"
440		BM7A ^	6521	.030"
770800900		BM6A SLD	6021	.030"
111117, 260026102620		BM4A SLD	4000	.030"

Lawnmowers

Denotes Original Equipment

^ Available in Blister Pack (see page 6)

Note: Due to different operating or engine conditions an alternate heat range plug maybe required.

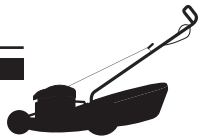
MAKE & MODEL	ENGINE	REGULAR PLUG	STK#	GAP
POULAN PRO Cont'd				
165175, PHT19		BPM6Y	4562	.030"
PP12538, PP125H38, PP125R38, PP12542, PP125H42, PP1242S, PP12R38M, PP1036S, PP1136, PP145H42, PP15H42, PP11536		B2-LM	1147	.030"
PP1442		BKR5ES	2460	.040"
PP1844, PP18H44, PP1644, PP2050, PP20H50, PP16H44, PP22H50		UR4	6630	.025"
POWER KING				
	12HP KOHLER K301	B-6L	3212	.025"
	14HP KOHLER K321	B-6L	3212	.025"
	16HP KOHLER	UR4	6630	.025"
	16HP KOHLER K341	B-6L	3212	.025"
	18HP KOHLER	BKR5ES	2460	.030"
	18HP KOHLER K361	B-6L	3212	.025"
	20HP KOHLER	BKR5ES	2460	.030"
	B&S	B2-LM	1147	.025"
POWER MATIC				
	ALL MODELS	B2-LM	1147	.025"
POWERMOW (KEES)				
	ALL MODELS	B2-LM	1147	.025"
POYNTER				
	ALL MODELS	B2-LM	1147	.030"
PRECISION-BUILT				
	ALL MODELS	B2-LM	1147	.025"
PRO				
	3.5HP CLINTON	B-6L	3212	.025"
	ALL OTHER CLINTON S	B6S	3510	.025"
	B&S	B2-LM	1147	.025"
	TECUMSEH	B6S	3510	.025"
PRO SERIES				
	B&S	B2-LM	1147	.030"
PRO-MASTER				
	4HP KOHLER K91	B2-LM	1147	.025"
	B&S	B2-LM	1147	.025"
	WISCONSIN EY18W	B-4H	4110	.025"
QUINSTAR CORP. SPIRIT II				
910444-1436LS, 910445-1442LS, 910456-1450LS, 910459-1442H, 910460-1450H	14HP B&S	BKR5ES	2460	.030"
910446-1636LS, 910447-1642LS, 910457-1650LS, 910461-1642H, 910462-1650H	16HP B&S	BKR5ES	2460	.030"
910448-1836LS, 910449-1842LS, 910458-1850LS, 910463-1842H, 910464-1850H	18HP B&S	BKR5ES	2460	.030"
910465-2050HV, 910467-2060HV	20HP B&S	BKR5ES	2460	.030"
910466-2050HK, 910468-2060HK	20HP KOHLER	BKR5ES	2460	.030"

MAKE & MODEL	ENGINE	REGULAR PLUG	STK#	GAP
RALLY				
	3.5HP TECUMSEH	B2-LM	1147	.030"
	3.5HP, 3.75HP, 4HP & 5HP B&S	B2-LM	1147	.030"
RANSOMES				
	3.5HP B&S	B2-LM	1147	.030"
RAPID MOWER				
	ALL MODELS	B-6L	3212	.025"
RED BIRD				
	ALL MODELS	B2-LM	1147	.025"
RED CAP				
	ALL MODELS	B2-LM	1147	.025"
REMINGTON				
	ALL MODELS	B2-LM	1147	.025"
REO				
	ALL MODELS	B2-LM	1147	.030"
RIDE-A-MOWERS				
	ALL MODELS	B2-LM	1147	.025"
ROBERTSON				
	ALL MODELS	B2-LM	1147	.025"
ROCKET				
	B&S	B2-LM	1147	.025"
ROOF				
	9HP KAWASAKI OHV	BP5ES SLD #	2140	.025"
	B&S	B2-LM	1147	.025"
	CLINTON	B-4	3210	.025"
	KOHLER	B-4	3210	.025"
	TECUMSEH	B6S	3510	.025"
	WISCONSIN	AB-6	2910	.025"
RIDING TRACTOR		B4-LM	3410	.025"
ROOT				
RIDING TRACTOR		B6S	3510	.025"
ROPER				
	ONAN B48G	TR5	2238	.025"
	ONAN N52	TR5	2238	.025"
ROTH				
	ALL MODELS	B2-LM	1147	.025"
ROTO CLIPPER				
	ALL MODELS	B2-LM	1147	.025"
ROTOMATIC				
	ALL MODELS	B2-LM	1147	.025"
ROVER				
	3.75HP, 4.5HP, 5HP & 5.5HP B&S	B2-LM	1147	.030"
RPM				
	B&S	B2-LM	1147	.025"
	CLINTON	B6S	3510	.025"
	IRON HORSE	BR6S	3522	.025"
	POWER PRODUCTS	B-4	3210	.025"
	ROTOFLO	B2-LM	1147	.025"
	ROTOTRIM	B2-LM	1147	.025"
RUGG				
	ALL MODELS	B2-LM	1147	.025"
RYAN				
	B&S	B2-LM	1147	.025"

Denotes Original Equipment

^ Available in Blister Pack (see page 6)

Note: Due to different operating or engine conditions an alternate heat range plug maybe required.



MAKE & MODEL	ENGINE	REGULAR PLUG	STK#	GAP
RYAN Cont'd				
	RYAN	BM4A SLD	4000	.025"
SABRE				
	5.5HP & 6HP B&S	B2-LM	1147	.030"
M10, M21, M23		B2-LM	1147	.030"
SARLO				
	4HP HONDA	BP5ES SLD #	2140	.025"
	5HP HONDA	BP4ES #	6928	.025"
	6HP B&S QUANTUM	BR2-LM SLD	3841	.030"
SST6SP, SST6, WX24SP. 621-2	6-6.75HP B&S	BKR5ES	2460	.030"
	7HP B&S INTEK	BKR5ES	2460	.030"
	9HP KAWASAKI OHV	BP5ES SLD #	2140	.025"
	10.5HP B&S I/C	BR2-LM SLD	3841	.030"
	11HP B&S INTEK	BKR5ES	2460	.030"
1026-3SPSW & 1030-3SPSW, 1026SS	11.5HP B&S OHV	BKR5ES	2460	.030"
	KOHLER	B2-LM	1147	.025"
SATURN				
	5HP TECUMSEH	BM6A SLD	6021	.025"
SAVAGE				
	B&S	B2-LM	1147	.030"
	CLINTON 2-STROKE	BM4A SLD	4000	.025"
	CLINTON 4-STROKE	B6S	3510	.025"
	LAUSON	B6S	3510	.025"
SCAG				
SW, SWZ, SWZT	14.5HP KAWASAKI FS481V	BPR4ES SLD # ^	6578	.032"
	15HP KAWASAKI	BCPR6ES #	2330	.025"
SW, SWZ, SWZT, V-RIDE	15HP KAWASAKI FS541V	BPR4ES SLD # ^	6578	.032"
	15HP KOHLER	BKR5E-11	6953	.040"
	16HP HONDA GXV530	BPR5ES SLD #	4006	.032"
	16HP KAWASAKI	BMR6A SLD #	4002	.028"
	17HP KAWASAKI	BPMR6A ^	6726	.025"
	18HP HONDA GXV610	BPR5ES SLD #	4006	.032"
	18HP KOHLER	BKR5ES	2460	.030"
SWZ, SWZT	18.5HP KAWASAKI FS600V	BPR4ES SLD # ^	6578	.032"
V-RIDE	19HP KAWASAKI FX600V	BPR4ES SLD # ^	6578	.032"
	21HP KAWASAKI	BPR4ES SLD # ^	6578	.032"
TIGER CAT II, SWZ, SWZT	22HP KAWASAKI FS651V	BPR4ES SLD # ^	6578	.032"
CHEETAH, PATRIOT, TIGER CAT, TIGER CAT II, V-RIDE	22HP KAWASAKI FX691V	BPR4ES SLD # ^	6578	.032"
FREEDOM Z, LIBERTY Z	22HP KOHLER 7000 SERIES KT725	BKR5ES	2460	.030"
	23HP KAWASAKI V-TWIN OHV	BPR4ES SLD # ^	6578	.032"
TIGER CAT II	23HP KOHLER 7000 SERIES KT70	BKR5ES	2460	.030"

MAKE & MODEL	ENGINE	REGULAR PLUG	STK#	GAP
SCAG Cont'd				
CHEETAH	23HP KOHLER COMMAND PRO EFI ECV740	BKR5ES	2460	.030"
CHEETAH, PATRIOT, TIGER CAT, TIGER CAT II, V-RIDE	23.5HP KAWASAKI FX730V	BPR4ES SLD # ^	6578	.032"
	24HP HONDA GXV670	ZGR5A #	5077	.028"
FREEDOM Z, LIBERTY Z	24HP KOHLER 7000 SERIES KT735	BKR5ES	2460	.030"
	25HP KAWASAKI V-TWIN OHV	BPR4ES SLD # ^	6578	.032"
CHEETAH, TIGER CAT, TIGER CAT II, V-RIDE	25HP KOHLER COMMAND PRO EFI ECV740	BKR5ES	2460	.030"
TURF TIGER, TURF TIGER II	25.5HP KAWASAKI FD750D	BPR2ES SLD #	2015	.032"
	25.5HP KAWASAKI FX801V	BPR4ES SLD # ^	6578	.032"
	26HP B&S	BKR5ES	2460	.030"
TURF TIGER, TURF TIGER II	26HP KAWASAKI FD791D	BPR4ES SLD # ^	6578	.032"
TIGER CAT, TIGER CAT II, TURF TIGER, TURF TIGER II, V-RIDE	26HP KOHLER CONFIDANT EZT-750 EFI	BKR5ES	2460	.030"
TIGER CAT	27HP B&S COMMERCIAL TURF	BKR5ES	2460	.030"
CHEETAH	27HP KAWASAKI FX850V	BPR4ES SLD # ^	6578	.032"
	27HP KOHLER COMMAND V-TWIN	BKR5ES	2460	.030"
CHEETAH	28HP B&S VANGUARD EFI 810cc	BKR5ES	2460	.030"
	29HP KAWASAKI	BPR4ES SLD # ^	6578	.032"
CHEETAH	29HP KOHLER COMMAND PRO EFI ECV860	DCPR7E	3932	.030"
	30HP KOHLER	BKR5ES	2460	.030"
TURF TIGER, TURF TIGER II	31HP KAWASAKI FD851D	BPR4ES SLD # ^	6578	.032"
CHEETAH	31HP KAWASAKI FX921V	BPR5ES SLD #	4006	.032"
TURF TIGER, TURF TIGER II	35HP B&S VANGUARD 993cc	BKR5ES	2460	.030"
CHEETAH	35HP KOHLER COMMAND PRO EFI ECV940	BKR6ES	6364	.030"
SCHWEISS				
	25HP KOHLER COMMAND OHV	BKR5ES	2460	.030"
SCHWEISS MAGNUM I				
		BR6S	3522	.025"
SCOTTS				
	3HP B&S	B2-LM	1147	.025"
	4HP B&S	B2-LM	1147	.025"
	4.5HP B&S	B2-LM	1147	.025"
	5HP B&S	B2-LM	1147	.025"
	5.5HP B&S	B2-LM	1147	.025"
	6.5HP B&S INTEK OHV	BKR5ES	2460	.025"

Lawnmowers

Denotes Original Equipment
 ^ Available in Blister Pack (see page 6)

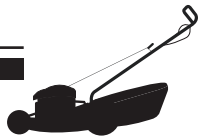
Note: Due to different operating or engine conditions an alternate heat range plug maybe required.

MAKE & MODEL	ENGINE	REGULAR PLUG	STK#	GAP
SCYTHETTE				
	ALL MODELS	BR6S	3522	.030"
SENSATION				
	ALL OTHER CLINTON S	B-4L	3112	.025"
	B&S	B2-LM	1147	.025"
	CLINTON 501	BR6S	3522	.030"
	HONDA	B5HS #	4210	.025"
	LAUSON	BM6A SLD	6021	.025"
SENTINEL				
	B&S	BR2-LM SLD	3841	.025"
SHINDAIWA				
	EC350	BPM6A #	7021	.028"
	R232	BPM6A #	7021	.028"
SIGMA				
	3HP & 3.5HP B&S	B2-LM	1147	.030"
	3HP TECUMSEH	B2-LM	1147	.030"
	4HP & 5HP KAWASAKI OHV	BP5ES SLD	2140	.025"
	7HP TECUMSEH	B6S	3510	.025"
SIGNATURE				
	4HP, 4.75HP, 5HP & 5.5HP B&S	B2-LM	1147	.030"
SIMPLICITY				
	5HP B&S	B2-LM	1147	.025"
CORONET	8.5HP B&S	B2-LM	1147	.030"
CORONET	10.5HP B&S	BR2-LM SLD	3841	.030"
CORONET	12.5HP B&S	BR2-LM SLD	3841	.030"
REGENT	12.5HP B&S 289707	BR2-LM SLD	3841	.030"
CORONET	12.5HP KOHLER CV12.5S	BKR5E-11	6953	.040"
CORONET	12.5HP TECUMSEH OHV125	BR7ES	5122	.030"
CORONET	13HP B&S	BR2-LM SLD	3841	.030"
BROADMOOR	14HP B&S	BKR5ES	2460	.030"
BROADMOOR, CORONET, REGENT	14HP KOHLER CV14S	BKR5E-11	6953	.040"
BROADMOOR, REGENT	15HP B&S	BKR5ES	2460	.030"
BROADMOOR, LANDLORD	16HP B&S	BKR5ES	2460	.030"
BROADMOOR	16HP HONDA	BPR5ES SLD #	4006	.032"
BROADMOOR, CORONET, REGENT	16HP KOHLER	BKR5ES	2460	.030"
BROADMOOR, LANCER, REGENT	17HP B&S	BKR5ES	2460	.030"
LANDLORD L/C	17HP KAWASAKI	BMR6A SLD #	4002	.028"
	17HP KOHLER KT17	UR4	6630	.025"
LANDLORD, SUNSTAR	18HP B&S	BKR5ES	2460	.030"
REGENT	18HP B&S INTEK OHV	BKR5ES	2460	.030"
BROADMOOR, REGENT	18HP B&S VANGUARD	BKR5ES	2460	.030"
SOVEREIGN, SOVEREIGN, POWERSTEERING, SOVEREIGNANNIVERSARY	18HP KOHLER	BKR5ES	2460	.030"
BROADMOOR, CONSUMERZ, REGENT	18HP KOHLER COMMAND	BKR5ES	2460	.030"

MAKE & MODEL	ENGINE	REGULAR PLUG	STK#	GAP
SIMPLICITY Cont'd				
	18HP KOHLER COMMAND V-TWIN	BKR5ES	2460	.030"
LANDLORD	20HP B&S	BKR5ES	2460	.030"
	20HP B&S VANGUARD	BKR5ES	2460	.030"
CONQUEST, CONSUMERZ, MORGAN	20HP B&S VANGUARD	BKR5ES	2460	.030"
LEGACY	20HP KAWASAKI	BMR2A-10 #	4452	.040"
LEGACY, PRESTIGE, SUNSTAR	20HP KOHLER	BKR5ES	2460	.030"
	20HP KOHLER COMMAND V-TWIN	BKR5ES	2460	.030"
	20HP KOHLER COURAGE	BKR5ES	2460	.030"
	21HP B&S VANGUARD	BKR5ES	2460	.030"
JAVELIN	22HP B&S	BKR5ES	2460	.030"
CONQUEST	22HP B&S INTEK	BKR5ES	2460	.030"
	23HP B&S VANGUARD	BKR5ES	2460	.030"
PRESTIGE	23HP KOHLER	BKR5ES	2460	.030"
COLT	23HP KOHLER COMMAND	BKR5ES	2460	.030"
LEGACY	25HP KOHLER	BKR5ES	2460	.030"
STALLION	25HP KOHLER COMMAND OHV	BKR5ES	2460	.030"
LEGACY	27HP KAWASAKI	BPR2ES SLD #	2015	.032"
LEGACY XL	27HP KAWASAKI FD750D	BPR2ES SLD #	2015	.032"
LEGACY	27HP KOHLER	BKR5ES	2460	.030"
	27HP KOHLER COMMAND	BKR5ES	2460	.030"
CHAMPION XT, CONTENDER	724cc B&S COMMERCIAL SERIES	BKR5ES	2460	.030"
CONQUEST	724cc B&S COMMERCIAL SERIES W/EFM	BKR5ES	2460	.030"
BROADMOOR, COURIER, REGENT	724cc B&S PROFESSIONAL SERIES	BKR5ES	2460	.030"
CITATION XT	810cc B&S COMMERCIAL SERIES	BKR5ES	2460	.030"
PRESTIGE	810cc B&S COMMERCIAL SERIES W/EFM	BKR5ES	2460	.030"
COBALT	810cc B&S VANGUARD EFI	BKR5ES	2460	.030"
SERF		BM6A SLD	6021	.025"
SMC				
	KAWASAKI	BM7A # ^	6521	.028"
	KIORITZ	BM6A SLD	6021	.025"
SMITHCO				
	8HP KOHLER K181	B2-LM	1147	.025"
	B&S	B2-LM	1147	.025"
	TECUMSEH	B6S	3510	.025"
SNAPPER				
	4HP ROBIN	BR6ES #	4922	.024"
	4.8HP ROBIN	B6HS #	7534	.025"
	5HP B&S	BR2-LM SLD	3841	.030"

Denotes Original Equipment
 ^ Available in Blister Pack (see page 6)

Note: Due to different operating or engine conditions an alternate heat range plug may be required.



MAKE & MODEL	ENGINE	REGULAR PLUG	STK#	GAP
SNAPPER Cont'd				
	5HP HONDA OHV	BPR5ES SLD #	4006	.032"
	5HP KAWASAKI OHV	BPR5ES SLD #	4006	.032"
	5.5HP HONDA OHV	BPR5ES SLD #	4006	.032"
	6HP B&S QUANTUM	BR2-LM SLD	3841	.030"
	6HP KAWASAKI OHV FC180V	BPR5ES SLD #	4006	.032"
	6HP ROBIN OHV	BR6HS # ^	3922	.028"
	6HP TECUMSEH OHV	BR6ES	4922	.030"
	6.5HP B&S INTEK	BKR5ES	2460	.030"
S21, SP21, SPV21, SPV21S, SPV21E	6.5HP B&S QUANTUM	BR2-LM SLD	3841	.030"
	6.5HP ROBIN OHV	BR6HS # ^	3922	.028"
	6.75HP B&S QUANTUM	BR2-LM SLD	3841	.030"
	7HP B&S INTEK OHV	BKR5ES	2460	.030"
	12.5HP KAWASAKI	BMR4A SLD #	4004	.024"
	13HP KAWASAKI OHV V-TWIN	BCPR6ES	2330	.025"
	14HP KAWASAKI OHV	BPR5ES SLD #	4006	.032"
	15HP KAWASAKI OHV	BCPR6ES	2330	.025"
	15HP KOHLER OHV	BKR5ES	2460	.030"
	17HP KAWASAKI OHV	BPR5ES SLD #	4006	.032"
SNAPPIN TURTLE				
	14MM HEAD	B4-LM	3410	.025"
	18MM HEAD	AB-6	2910	.025"
SOLO				
	3.3HP, 3.75HP, 4.5HP & 5.5HP B&S	B2-LM	1147	.030"
530	3.5HP B&S	BR2-LM SLD	3841	.030"
	4HP & 5HP HONDA	BP5ES SLD	2140	.025"
518	4HP HONDA	BP5ES SLD	2140	.025"
531, 546HR, 585H	4.5HP HONDA	BPR6ES SLD #	4008	.032"
545, 545R, 546, 546R, 546RS, 548R	5HP B&S	BR2-LM SLD	3841	.030"
582585, 550, 550R/RS, 551R, 554	5HP B&S	B2-LM	1147	.030"
546RT, 550, 550R, 550RS, 553S, 559, 582T	5.5HP B&S	BR2-LM SLD	3841	.030"
532, 532-02	5.5HP HONDA	BPR5ES SLD #	4006	.032"
550HR, 552HR	5.5HP HONDA	BP4ES #	6928	.028"
526-50	5.5HP HONDA GX160	BPR5ES SLD #	4006	.032"
552HR, 553SL	6HP B&S	BP5ES SLD	2140	.025"
556	6.5HP B&S	BKR5ES	2460	.030"
526-60	6.5HP HONDA GX200	BPR6ES SLD #	4008	.032"
526-75	9HP HONDA GX270	BPR6ES SLD #	4008	.032"
	12.5HP B&S	BKR5ES	2460	.030"

MAKE & MODEL	ENGINE	REGULAR PLUG	STK#	GAP
SOLO Cont'd				
560570	13.5HP B&S	BKR5ES	2460	.030"
572	17HP B&S	BKR5ES	2460	.030"
575	20HP B&S INTEK	BKR5ES	2460	.030"
576	22HP B&S INTEK	BKR5ES	2460	.030"
PIANO-581		BR7HS ^	4122	.025"
PRO-MOWER 549, 580		B6HS	7534	.025"
ALL OTHER MODELS		BR7HS ^	4122	.025"
SOUTHLAND				
	B&S	B2-LM	1147	.025"
	TECUMSEH	BR2-LM SLD	3841	.025"
SPEEDEX				
	16HP B&S	BR6S	3522	.025"
	20HP KOHLER	UR4	6630	.025"
	B&S	B2-LM	1147	.025"
	KOHLER	B-6L	3212	.025"
18MM HD		AB-6	2910	.025"
SPERRY-NEW HOLLAND				
	B&S	B2-LM	1147	.025"
	KOHLER	B-6L	3212	.025"
SPIEGEL				
	ALL MODELS	B2-LM	1147	.025"
SPINAWAY				
	ALL MODELS	B2-LM	1147	.025"
STEINER				
MODEL LX1200G, MODEL ST350	11HP SUBARU-ROBIN EH34V	BPR6ES SLD #	4008	.032"
MODEL ST480	16HP B&S VANGUARD	BKR5ES	2460	.030"
200 SERIES	17.5HP B&S OHV	BKR5ES	2460	.030"
200 SERIES	18HP B&S INTEK OHV	BKR5ES	2460	.030"
200 SERIES	19HP KAWASAKI OHV	BCPR6ES	2330	.025"
MODEL 415	23HP KOHLER	BKR5ES	2460	.030"
200 SERIES	25HP KAWASAKI OHV	BCPR6ES	2330	.025"
MODEL 230, MODEL 430MAX	25HP KUBOTA WG752	BCP4ES-11 #	1086	.044"
200 SERIES	26HP B&S INTEK OHV	BKR5ES	2460	.030"
MODEL 230	27HP KOHLER	BKR5ES	2460	.030"
200 SERIES, MODEL 430MAX	27HP KOHLER COMMAND	BKR5ES	2460	.030"
440-34KO	34HP KOHLER	BKR5ES	2460	.030"
440-40KO	40HP KOHLER	BKR5ES	2460	.030"
		BM6A SLD	6021	.025"
STERNS				
	14MM HEAD	B4-LM	3410	.025"
	18MM HEAD	AB-6	2910	.025"
STIGA				
	5HP HONDA	BP5ES SLD	2140	.025"
COMPACT	15.5HP B&S I/C OHV	BKR5ES	2460	.030"
PRO16	16HP B&S VANGUARD	BKR5ES	2460	.030"
PRESTIGE	18HP KOHLER COURAGE	BKR5ES	2460	.030"
PRO20	20.HP B&S VANGUARD	BKR5ES	2460	.030"

Lawnmowers

Denotes Original Equipment
 ^ Available in Blister Pack (see page 6)

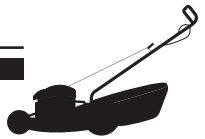
Note: Due to different operating or engine conditions an alternate heat range plug maybe required.

MAKE & MODEL	ENGINE	REGULAR PLUG	STK#	GAP
STIGA Cont'd				
PRO25	25HP KOHLER COMMAND	BKR5ES	2460	.030"
STRUNK				
	ALL MODELS	B2-LM	1147	.030"
SUFFOLK				
		B2-LM	1147	.025"
SUNBEAM				
	B&S	B2-LM	1147	.025"
	TECUMSEH	B6S	3510	.025"
	VICTA	BM6A SLD	6021	.025"
	ALL OTHER 14MM HEADS	B4-LM	3410	.025"
SWISHER				
FC11544BS	11.5HP B&S 344cc	BKR5ES	2460	.030"
FC12544BS	12.5HP B&S 344cc	BKR5ES	2460	.030"
FC14560BS	14.5HP B&S 500cc	BKR5ES	2460	.030"
FC18560BS	18.5HP B&S 540cc	BKR5ES	2460	.030"
ZTR2454BS, ZTR2460BS	24HP B&S 724cc	BKR5ES	2460	.030"
ZTR2454KA, ZTR2460KA	24HP KAWASAKI FR730V	BPR4ES SLD # ^	6578	.032"
ZT2760B, ZTR2760BS	27HP B&S 724cc	BKR5ES	2460	.030"
ZTR2866BS	28HP B&S 810cc	BKR5ES	2460	.030"
SWISH-ERR				
	4HP SUBARU- ROBIN 2- STROKE	BR6ES #	4922	.024"
	4HP TECUMSEH	B2-LM	1147	.030"
	B&S	B2-LM	1147	.025"
SYCAMORE				
	B&S	B2-LM	1147	.025"
	TECUMSEH	BR2-LM SLD	3841	.025"
TEMPO				
	B&S	B2-LM	1147	.030"
TIELBURGER				
	B&S	B2-LM	1147	.030"
TIGER				
	B&S	B2-LM	1147	.030"
TOPFLITE				
	B&S	B2-LM	1147	.025"
	TECUMSEH	B6S	3510	.025"
TORO				
	3.8HP TECUMSEH TVS100	BR2-LM SLD	3841	.025"
	3.8HP TECUMSEH TVS90	BR2-LM SLD	3841	.025"
	3.9HP TECUMSEH TNT100	BR2-LM SLD	3841	.025"
	4HP KAWASAKI FE120D	BPR5ES SLD #	4006	.032"
	4HP TECUMSEH OVRM40	BR7ES	5122	.025"
	4HP TECUMSEH TVS105	BR2-LM SLD	3841	.025"
	4HP TECUMSEH TVS840	BR2-LM SLD	3841	.025"

MAKE & MODEL	ENGINE	REGULAR PLUG	STK#	GAP
TORO Cont'd				
4045, 4054, 4055, 4056	4.3HP SUBARU	BPR6HS #	7022	.028"
20382	5.5HP HONDA GVX160	BPR6ES SLD #	4008	.032"
22200, 22210, 22290, 22297, 22298, TURFMASTER	6HP KAWASAKI FJ180V	BPR5ES SLD #	4006	.032"
20332, 20333, 20334, 20316, 20352	6.5HP 190cc B&S	BKR5ES	2460	.020"
	6.5HP TECUMSEH	BR2-LM SLD	3841	.025"
20199, 20200	8.75HP 190cc B&S OHV	BKR5ES	2460	.020"
	12.5HP KAWASAKI FB460V	BMR6A SLD #	4002	.028"
	14HP B&S OHV	BKR5ES	2460	.030"
	14HP KOHLER K321	B-6L	3212	.025"
30074, 30634, 30638, 30674, 30678, 30934, 30938, 39074, 39634, 39638, 39674, 39678, 39934, 39938, 30632, 30634, 30638, 30672, 30674, 30678, 30074, 39074, 30078, 39078, 30934, 39934, 30938, 39938	14.5HP KAWASAKI FS481V	BPR4ES SLD # ^	6578	.032"
74534, 74536	15HP KAWASAKI FS 603cc	BPR4ES SLD # ^	6578	.032"
30078, 74534, 74536, 79534	15HP KAWASAKI FS541V	BPR4ES SLD # ^	6578	.032"
	15HP KOHLER COMMAND	BKR5E-11	6953	.040"
	16HP B&S OHV	BKR5ES	2460	.030"
4355	16HP B&S VANGUARD	BKR5ES	2460	.030"
SS4216, SS3200	16HP TORO 452cc	BCPR6ES #	2330	.025"
	17HP B&S OHV	BKR5ES	2460	.030"
	17HP KAWASAKI OHV	BPMR6A ^	6726	.025"
	18HP B&S OHV	BKR5ES	2460	.030"
4358	18HP B&S VANGUARD	BKR5ES	2460	.030"
	18HP KOHLER COMMAND	BKR5ES	2460	.030"
30488, 39488, 30489	18.5HP KAWASAKI 603cc	BPR4ES SLD # ^	6578	.032"
30488, 30489, 39488	18.5HP KAWASAKI FS600V	BPR4ES SLD # ^	6578	.032"
	19HP KAWASAKI OHV	BCPR6ES #	2330	.025"
LX423, LX427	20HP 597cc KOHLER COURAGE	BKR5ES	2460	.030"
	20HP KOHLER COMMAND PRO	BKR5ES	2460	.030"
	20HP KOHLER K532	B-6L	3212	.025"
74951, 74952	20.5 KAWASAKI FX SERIES 726cc	BPR4ES SLD # ^	6578	.032"
74141	20.5HP KAWASAKI FX 726cc	BPR4ES SLD # ^	6578	.032"
74141, 74952	20.5HP KAWASAKI FX651V	BPR4ES SLD # ^	6578	.032"

Denotes Original Equipment
 ^ Available in Blister Pack (see page 6)

Note: Due to different operating or engine conditions an alternate heat range plug maybe required.



MAKE & MODEL	ENGINE	REGULAR PLUG	STK#	GAP
TORO Cont'd				
74310, 74311	20.5HP KOHLER COMMAND 640cc	BKR5ES	2460	.030"
4510	21HP B&S VANGUARD	BKR5ES	2460	.030"
74861, 74891	21HP KOHLER	BKR5ES	2460	.030"
SS4260	21.5HP 726cc KAWASAKI	BPR4ES SLD # ^	6578	.032"
MX4880, ZX4820	21.5HP KAWASAKI 726cc	BPR4ES SLD # ^	6578	.032"
74855	21.5HP KAWASAKI FR651V	BPR4ES SLD # ^	6578	.032"
74578	22HP KAWASAKI FS 726cc	BPR4ES SLD # ^	6578	.032"
74922	22HP KAWASAKI FX 726cc	BPR4ES SLD # ^	6578	.032"
74143, 74953	22HP KAWASAKI FX SERIES 726cc	BPR4ES SLD # ^	6578	.032"
74143, 74504, 74505, 74574, 74575, 78922, 79505, 79574, 79575, 97504	22HP KAWASAKI FX691V	BPR4ES SLD # ^	6578	.032"
74721, 74785, 74798	22HP KOHLER	BKR5ES	2460	.030"
LX468	22HP KOHLER COURAGE 725cc	BKR5ES	2460	.030"
	22HP KOHLER OHV	BKR5ES	2460	.030"
MX4260, MX5060, SS5000, SS5060, ZX5420	23HP KAWASAKI	BPR4ES SLD # ^	6578	.032"
MX5480	23HP KAWASAKI 726cc	BPR4ES SLD # ^	6578	.032"
74549	23HP KAWASAKI FS 726cc	BPR4ES SLD # ^	6578	.032"
74730	23HP KAWASAKI FS691V	BPR4ES SLD # ^	6578	.032"
74862, 74892	23HP KOHLER	BKR5ES	2460	.030"
74901	23HP KOHLER COMMAND 674cc	BKR5ES	2460	.030"
74312	23HP KOHLER COMMAND 730cc EFI	BKR5ES	2460	.030"
74518, 74904, 79518	23HP KOHLER COMMAND 747cc EFI	BKR5ES	2460	.030"
74588	23HP KOHLER COMMAND EFI 747cc	BKR5ES	2460	.030"
	23HP KOHLER COMMAND PRO	BKR5ES	2460	.030"
ZX5020	23HP KOHLER COURAGE PRO	BKR5ES	2460	.030"
	23HP KOHLER K582	B-6L	3212	.025"
74145, 74954	23.5HP KAWASAKI FX SERIES 726cc	BPR4ES SLD # ^	6578	.032"
74145, 74576, 74957, 74990, 78942	23.5HP KAWASAKI FX730V	BPR4ES SLD # ^	6578	.032"
MX6080, ZX6020	24HP KAWASAKI 726cc	BPR4ES SLD # ^	6578	.032"
74553	24HP KAWASAKI FS 726cc	BPR4ES SLD # ^	6578	.032"
74740, 74770	24HP KOHLER	BKR5ES	2460	.030"
74933, 74934	24HP KOHLER COMMAND PRO EFI LP	BKR5ES	2460	.030"

MAKE & MODEL	ENGINE	REGULAR PLUG	STK#	GAP
TORO Cont'd				
74923	24.5HP KAWASAKI FX751V	BPR4ES SLD # ^	6578	.032"
74723, 74731, 74741, 74760, 74775, 74784, 74787, 74790, 74793, 74797	24.5HP TORO	BPR6ES SLD #	4008	.032"
	25HP KAWASAKI	BPR4ES SLD # ^	6578	.032"
74863, 74893	25HP KOHLER	BKR5ES	2460	.030"
74313, 74903	25HP KOHLER COMMAND 725cc	BKR5ES	2460	.030"
74513, 74519, 74583, 74589, 74906, 74915, 74930, 74942, 74958, 74959, 74991, 74994, 74995	25HP KOHLER COMMAND EFI 747cc	BKR5ES	2460	.030"
74955	25HP KOHLER COMMAND PRO EFI 747cc	BKR5ES	2460	.030"
GT2200	25HP KOHLER COURAGE 725cc	BKR5ES	2460	.030"
74925, 74927	25.5HP KAWASAKI 852cc	BPR4ES SLD # ^	6578	.032"
74925, 74927, 74950, 74992, 74993, 74996	25.5HP KAWASAKI FX801V	BPR4ES SLD # ^	6578	.032"
74523, 74529, 74918, 74926, 74928, 74944, 78926, 78928	26.5HP KOHLER COMMAND EFI 747cc	BKR5ES	2460	.030"
	27HP KAWASAKI	BPR2ES SLD #	2015	.032"
74915, 74916	27HP KOHLER COMMAND 725cc	BKR5ES	2460	.030"
74583, 74930	27HP KOHLER COMMAND EFI 747cc	BKR5ES	2460	.030"
	27HP KOHLER COMMAND PRO	BKR5ES	2460	.030"
74906, 74956	27HP KOHLER COMMAND PRO EFI 747cc	BKR5ES	2460	.030"
	28HP KOHLER COMMAND PRO	BKR5ES	2460	.030"
74926, 74928	29HP KOHLER EFI 747cc	BKR5ES	2460	.030"
74960, 74961, 74997, 74998	31HP KAWASAKI FX921V	BPR5ES SLD #	4006	.032"
30809	32.7HP KUBOTA	BPR4ES SLD # ^	6578	.032"
74936, 74938	34HP KOHLER COMMAND PRO 999cc	BKR6ES	6364	.030"
74946, 74947	34HP KOHLER COMMAND PRO EFI ECV940	BKR6ES	6364	.030"
20376, 20370, 20371, 20318, 20377, 20378	149cc KOHLER OHV	DCPR6E ^	3481	.030"
22289	159cc TORO	BPR5ES SLD	4006	.032"
74710, 74720, 74750, 74765, 74780, 74781	452cc TORO	BKR5ES	2460	.030"
SS4235	603cc KAWASAKI	BPR4ES SLD # ^	6578	.032"
74975, 74977	852cc KAWASAKI FX801V	BPR4ES SLD # ^	6578	.032"
	B&S (122000 SERIES)	BMR6A SLD	4002	.025"
	B&S (124000 SERIES)	BMR6A SLD	4002	.025"
	B&S (130000 SERIES)	B2-LM	1147	.025"
22295, 22296	HONDA GXV160	BPR5ES SLD #	4006	.032"

Lawnmowers

Denotes Original Equipment

^ Available in Blister Pack (see page 6)

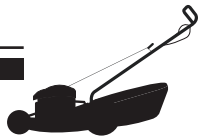
Note: Due to different operating or engine conditions an alternate heat range plug maybe required.

MAKE & MODEL	ENGINE	REGULAR PLUG	STK#	GAP
TORO Cont'd				
	SUZUKI 2-STROKE	BPMR4A SLD #	5113	.028"
	SUZUKI 4-STROKE	BPR6ES SLD #	4008	.032"
TRAIL MATE				
	B&S	B2-LM	1147	.030"
TRAMS				
	ALL MODELS	B2-LM	1147	.025"
TRIM-A-LAWN				
	B&S	B2-LM	1147	.030"
	TECUMSEH	B6S	3510	.025"
	US	BPM7A SLD	7472	.025"
TRIM-ALL				
	ALL MODELS	B2-LM	1147	.030"
		B4-LM	3410	.025"
TRIMMER				
ROTARY MOWER	3HP, 3.5HP, & 5HP B&S	B2-LM	1147	.030"
ROTARY MOWER	4HP & 5HP HONDA	BP5ES SLD	2140	.025"
ROTARY MOWER	5.5HP HONDA GX160	BPR6ES SLD #	4008	.032"
TROY-BILT				
	4HP B&S	B2-LM	1147	.030"
	4.6HP HONDA GC160	BPR6ES SLD #	4008	.032"
	5HP B&S	B2-LM	1147	.030"
	5.5HP B&S	B2-LM	1147	.030"
	5.5HP TECUMSEH	B6S	3510	.025"
	6.5HP B&S QUANTUM	BKR5ES	2460	.030"
	6.75HP B&S	BKR5ES	2460	.030"
	9HP B&S OHV	BKR5ES	2460	.030"
PONY	15.5HP B&S MODEL 28	BKR5ES	2460	.030"
BRONCO	17HP KOHLER COURAGE SERIES 1-CYL	BKR5ES	2460	.030"
PONY	17.5HP B&S	BKR5ES	2460	.030"
BRONCO, TUFFY	18.5HP B&S INTEK	BR2-LM SLD	3841	.030"
TB1942, TB46	19HP B&S	BKR5ES	2460	.030"
HORSE XP	20HP KOHLER COURAGE SERIES 1-CYL	BKR5ES	2460	.030"
HORSE, SUPER BRONCO	21HP B&S INTEK	BKR5ES	2460	.030"
TB2246	22HP B&S	BKR5ES	2460	.030"
MUSTANG 42 XP, MUSTANG PIVOT 46	22HP KOHLER COURAGE	BKR5ES	2460	.030"
MUSTANG 46 XP	24HP B&S INTEK 724cc	BKR5ES	2460	.030"
SUPER BRONCO 50 XP	24HP KOHLER 7000 SERIES 725cc	BKR5ES	2460	.030"
SUPER BRONCO 54 XP	25HP KOHLER 7000 SERIES	BKR5ES	2460	.030"
MUSTANG 50 XP, MUSTANG 54 XP, MUSTANG PIVOT 54	25HP KOHLER COURAGE	BKR5ES	2460	.030"
TB WC28	26HP KOHLER KT745	BKR5ES	2460	.030"

MAKE & MODEL	ENGINE	REGULAR PLUG	STK#	GAP
TROY-BILT Cont'd				
TB110, TB115	140cc B&S 550EX SERIES	BKR5ES	2460	.020"
TB120, TB220, TB270	159cc TROY-BILT	BPR5ES SLD	4006	.032"
TB200	160cc B&S 625EX SERIES	BKR5ES	2460	.020"
TB230, TB280 ES, TB330, TB370	163cc B&S 725EXI SERIES	BKR5ES	2460	.020"
TB360, TB370	190cc B&S 875PRO SERIES	BKR5ES	2460	.020"
TB130, TB240	HONDA GCV160	BPR5ES SLD #	4006	.032"
TB WC33 XP	TROY-BILT 420 SERIES	BPR5ES SLD	4006	.032"
TRU-CUT				
	3.5HP HONDA	BP5ES SLD #	2140	.025"
	4HP HONDA	BP4ES #	6928	.025"
	5.5HP HONDA	BP4ES #	6928	.025"
	5HP HONDA	BP5ES SLD #	2140	.025"
	B&S	B2-LM	1147	.030"
TRUE-TEST				
	ALL MODELS	B2-LM	1147	.025"
TURF BLAZER				
	KOHLER	B-6L	3212	.025"
	WISCONSIN	AB-6	2910	.025"
TURF CHAMP				
	B&S	B2-LM	1147	.025"
TURF POWER				
	B&S	B2-LM	1147	.030"
	TECUMSEH	B2-LM	1147	.030"
TURFMASTER				
	B&S	B2-LM	1147	.025"
TURFTRIM				
	B&S	B2-LM	1147	.025"
ULTRA				
	4.75HP, 5HP, & 5.5HP B&S	B2-LM	1147	.030"
VARI-TRAC				
		BM6A SLD	6021	.025"
VECTRA				
	4HP, 4.75HP, 5HP & 5.5HP B&S	B2-LM	1147	.030"
VEMCO				
	ALL MODELS	B2-LM	1147	.025"
VENTRAC				
3121	21HP B&S VANGUARD	BKR5ES	2460	.030"
4500K, 4500P	31HP B&S VANGUARD	BKR5ES	2460	.030"
VICTA				
	ALL MODELS	B2-LM	1147	.030"
VOGT				
	ALL MODELS	B2-LM	1147	.025"
VOLLRATH				
	ALL MODELS	B2-LM	1147	.025"
VULCAN				
	B&S	B2-LM	1147	.025"
	TECUMSEH	BR2-LM SLD	3841	.025"
WALKER				
	11HP B&S	B2-LM	1147	.025"

Denotes Original Equipment
 ^ Available in Blister Pack (see page 6)

Note: Due to different operating or engine conditions an alternate heat range plug may be required.



MAKE & MODEL	ENGINE	REGULAR PLUG	STK#	GAP
WALKER Cont'd				
MS	11.5HP KAWASAKI FE350D	BPR5ES SLD #	4006	.032"
MS, S	13HP KAWASAKI FE400	BPR5ES SLD #	4006	.032"
MW	15HP KAWASAKI FH430V	BCPR6ES	2330	.025"
W	15HP KAWASAKI FH430V	BCPR6ES	2330	.025"
MC	16HP KOHLER	BKR5ES	2460	.025"
	16HP KOHLER	B-6L	3212	.030"
MC	16HP KOHLER M16	BM6A SLD	6021	.025"
MB	18HP B&S VANGUARD	BKR5ES	2460	.030"
C, MC	18HP KOHLER CH18	BKR5ES	2460	.030"
MT20, T	20HP KOHLER CH20	BKR5ES	2460	.030"
MDG	21HP KUBOTA WG600-B	BCP4ES-11 #	1086	.044"
MDG	24HP KUBOTA WG750-B	BCPR6ES-11 #	6779	.040"
MT25	25HP KOHLER	BKR5ES	2460	.030"
MTL25	25HP KOHLER LH685	BKR5ES	2460	.030"
MT26	26HP KOHLER CH26	BKR5ES	2460	.030"
MTL31	31HP KOHLER LH775	BKR5ES	2460	.030"
WARD LAKESIDE				
	ALL MODELS	B2-LM	1147	.025"
WEBB				
	ALL MODELS	B2-LM	1147	.025"
WEEDEATER				
12538	12.5HP B&S	BR2-LM SLD	3841	.030"
	4.5HP B&S	BKR5ES	2460	.030"
	FUJI-ROBIN	BM7A # ^	6521	.028"
	KIORITZ	BM6A SLD	6021	.025"
	MODEL 1000	B7HS	5110	.025"
	TECUMSEH	B6S	3510	.025"
WEGELE				
		AB-6	2910	.025"
WHEEL HORSE				
	8HP KOHLER K181	BR6S	3522	.025"
	10HP KOHLER K241	B-6L	3212	.025"
	12HP KOHLER K301	B-6L	3212	.025"
	12.5HP KAWASAKI	BM4A SLD #	4000	.028"
	14HP KOHLER K321	B-6L	3212	.025"
	16HP KOHLER K341	B-6L	3212	.025"
	17HP KOHLER	UR4	6630	.025"
	17HP KOHLER KT17	UR4	6630	.025"
	20HP KOHLER K532	B-6L	3212	.025"
	B&S	B2-LM	1147	.025"
	RENAULT	BP6HS	7331	.025"

MAKE & MODEL	ENGINE	REGULAR PLUG	STK#	GAP
WHEEL HORSE Cont'd				
	TECUMSEH	BR6S	3522	.025"
WHEELER				
	B&S	B2-LM	1147	.025"
	TECUMSEH	B6S	3510	.025"
WHIRL CUT				
		B2-LM	1147	.025"
WHIRLER-GLIDE				
		B2-LM	1147	.025"
WHITE				
	6.5HP B&S	BKR5ES	2460	.030"
	6.75HP B&S	BKR5ES	2460	.030"
	17HP B&S INTEK	BKR5ES	2460	.030"
	22HP B&S INTEK V-TWIN	BKR5ES	2460	.030"
WHIZ-MOW				
		B-6L	3212	.025"
WIZARD				
	CLINTON 2-STROKE	B-6L	3212	.025"
	CLINTON 4-STROKE	BM6A SLD	6021	.025"
	POWER PAK	B6S	3510	.025"
	POWER PRODUCTS	BM6A SLD	6021	.025"
	PROPULSION VE901R	B-4	3210	.025"
WOODS EQUIPMENT COMPANY				
M1950K	19HP KAWASAKI	BPR4ES SLD # ^	6578	.032"
FZ22K	22HP KAWASAKI FS651V	BPR4ES SLD # ^	6578	.032"
F23	23HP B&S VANGUARD	BKR5ES	2460	.030"
M2560K	25HP KAWASAKI	BPR4ES SLD # ^	6578	.032"
F25	25HP KOHLER COMMAND PRO	BKR5ES	2460	.030"
M2760	27HP KOHLER COMMAND	BKR5ES	2460	.030"
FZ28K	28HP KAWASAKI FH770D	BPR4ES SLD # ^	6578	.032"
WOODWARDS				
	B&S	B2-LM	1147	.025"
WORCHESTER				
	B&S	B2-LM	1147	.025"
	CLINTON 2-STROKE	BR6S	3522	.025"
	CLINTON 4-STROKE	B6S	3510	.025"
	LAUSON	B6S	3510	.025"
	POWER PRODUCTS	BM6A SLD	6021	.025"
WORLD LAWN				
WY3211BS, WY33N11BS	10.5HP B&S I/C OHV	BKR5ES	2460	.030"
WY28T11BS	10.5HP B&S INTEK	BKR5ES	2460	.030"
WY28T11HD, WY3211HD, WY33N11HD, WY33N11HDE	11HP HONDA GXV340	BPR5ES SLD #	4006	.032"
WY3211BSE, WY33N11BSE	11.5HP B&S I/C OHV	BKR5ES	2460	.030"

Lawnmowers

Denotes Original Equipment
 ^ Available in Blister Pack (see page 6)

Note: Due to different operating or engine conditions an alternate heat range plug maybe required.

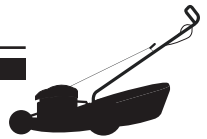
MAKE & MODEL	ENGINE	REGULAR PLUG	STK#	GAP
WORLD LAWN Cont'd				
WY28T11BSE	11.5HP B&S INTEK	BKR5ES	2460	.030"
WY3213HD, WY3213HDE, WY33N13HD, WY33N13HDE, WY3613HD, WY3613HDE	13HP HONDA GXV390	BPR5ES SLD #	4006	.032"
WY3213BS, WY33N13BS	13.5HP B&S I/C OHV	BKR5ES	2460	.030"
WY3213BSE, WY33N13BSE	13.5HP B&S INTEK OHV	BKR5ES	2460	.030"
WY3216KW, WY3216KWE, WY3616KW, WY3616KWE, WY36FS481VH, WY4216KW, WY4216KWE, WY48FS481V, WY48FS481YVH	14.5HP KAWASAKI FS481V	BPR4ES SLD # ^	6578	.032"
VIPER WYRZ46S20BS	20HP B&S 40	BKR5ES	2460	.030"
COBRA WYZ4821KWH, WYZ5221KWH	21HP KAWASAKI FH641V	BPR4ES SLD # ^	6578	.032"
COBRA WYZ4824KWH, WYZ5224KWH, WYZ6024KWH	22HP KAWASAKI FX691V	BPR4ES SLD # ^	6578	.032"
COBRA WYZ4823KWH, WYZ5223KWH	23HP KAWASAKI FH680V	BPR4ES SLD # ^	6578	.032"
VIPER WYRZ50U24KW, WYRZ60U24KW	23HP KAWASAKI FR691	BPR4ES SLD # ^	6578	.032"
VENOM WYS52FX730V	23.5HP KAWASAKI FX730V	BPR4ES SLD # ^	6578	.032"
COBRA WYZ5227KWH, WYZ6027KWH	24.5HP KAWASAKI FX751V	BPR4ES SLD # ^	6578	.032"
COBRA WYZ6025KWH	25HP KAWASAKI FH721V	BPR4ES SLD # ^	6578	.032"
VIPER WYRZ50U26BS, VIPER WYRZ60U26BS	26HP B&S 44	BKR5ES	2460	.030"
WORTHINGTON				
		AB-6	2910	.025"
WRIGHT				
STANDER, WALK BEHINDS	15HP KAWASAKI FS541	BPR4ES SLD # ^	6578	.032"
STANDER	18.5HP KAWASAKI FS600	BPR4ES SLD # ^	6578	.032"
STANDER I	18.5HP KAWASAKI FS600E	BPR4ES SLD # ^	6578	.032"
STANDER, STANDER I	19HP KAWASAKI FX600V	BPR4ES SLD # ^	6578	.032"
STANDER I	22HP KAWASAKI FX691E	BPR4ES SLD # ^	6578	.032"
STANDER, STANDER X, SPORT	22HP KAWASAKI FX691V	BPR4ES SLD # ^	6578	.032"
STANDER, STANDER X, SPORT	23.5HP KAWASAKI FX730	BPR4ES SLD # ^	6578	.032"
STANDER X	24.5HP KOHLER COMMAND PRO EFI	BKR5ES	2460	.030"
STANDER ZK, MID-MOUNT Z'S	25.5HP KAWASAKI FX801	BPR4ES SLD # ^	6578	.032"
STANDER ZK, MID-MOUNT Z'S	27HP KAWASAKI FX850	BPR4ES SLD # ^	6578	.032"
YAMAHA				
YLM466	OHV	BP5ES SLD	2140	.025"

MAKE & MODEL	ENGINE	REGULAR PLUG	STK#	GAP
YAMAHA Cont'd				
YBC20S/20D, YBC30D/40D, YBC50D		BPMR6A # ^	6726	.028"
YLM342, YLM346		BR4ES #	1097	.032"
YLM446, YLM553		BPR5ES SLD #	4006	.032"
YMS204		B2-LM	1147	.030"
YT3600		BPR4ES SLD # ^	6578	.032"
YT5700, YT6700, YT6800		BPR5HS	6222	.025"
YARD MACHINES (MTD)				
	10.5HP B&S MODEL 21	BKR5ES	2460	.030"
13AC762F000	12.5HP B&S OHV	BKR5ES	2460	.030"
13AM772S000	14.5HP B&S OHV	BKR5ES	2460	.030"
	15.5HP B&S MODEL 28	BKR5ES	2460	.030"
13AN775S000, 13AN775S200	16.5HP B&S OHV	BKR5ES	2460	.030"
	19HP B&S MODEL 28	BKR5ES	2460	.030"
11A-A56R729, 11A-B06R700, 11A-B13M729, 12A-A03M700, 12A-A13K729,	140cc B&S	BKR5ES	2460	.020"
11A-020L700, 11A-A00M700, 11A-A40M700	148cc B&S	BKR5ES	2460	.030"
11A-B96N729	190cc B&S	BKR5ES	2460	.030"
13B2775S000	420cc POWERMORE OHV	BPR6ES SLD	4008	.032"
	TECUMSEH	B2-LM	1147	.030"
YARD MAN (MTD)				
13AO772H755	18.5HP B&S 330000 SERIES 540cc	BKR5ES	2460	.030"
17AC2ACS055 RZT	21HP B&S INTEK	BKR5ES	2460	.030"
11A-A19Q701 CARB COMPLIANT, 11A-B29Q701 CARB COMPLIANT, 12A-B29Q701 CARB COMPLIANT, 12AVD39Q701, CARB COMPLIANT	160cc HONDA OHC	BPR5ES SLD #	4006	.032"
YARDMAN				
	5HP B&S	BR2-LM SLD	3841	.025"
	5.5HP HONDA	BPR6ES SLD #	4008	.032"
	6HP B&S	BR2-LM SLD	3841	.025"
	6.5HP B&S INTEK OHV	BR2-LM SLD	3841	.025"
	6.75HP B&S QUANTUM	BKR5ES	2460	.030"
	18HP KOHLER CH18	BKR5ES	2460	.030"
	18.5HP B&S INTEK	BR2-LM SLD	3841	.030"
	22HP B&S INTEK V-TWIN	BKR5ES	2460	.030"
	25HP B&S INTEK V-TWIN	BKR5ES	2460	.030"
	TECUMSEH	B6S	3510	.025"
YARDPRO				
	5HP, 5.5HP & 6HP B&S	B2-LM	1147	.030"
YARDSMITH				
	ALL MODELS	B2-LM	1147	.025"

Denotes Original Equipment

^ Available in Blister Pack (see page 6)

Note: Due to different operating or engine conditions an alternate heat range plug maybe required.



MAKE & MODEL	ENGINE	REGULAR PLUG	STK#	GAP
YARDSTER				
	ALL MODELS	B2-LM	1147	.025"
YAZOO				
	5HP, 5.5HP, 6HP, 8.5HP & 9HP B&S	B2-LM	1147	.025"
	6HP B&S INTEK OHV	BKR5ES	2460	.030"
	9HP KAWASAKI OHV	BP4ES #	6928	.025"
	12.5HP KAWASAKI	BM4A SLD	4000	.025"
	14HP KAWASAKI OHV	BP5ES SLD	2140	.025"
	WISCONSIN EY18W	B6HS #	7534	.025"
	WISCONSIN TJD	AB-6	2910	.025"
YETTER ROTARY				
	ALL MODELS	B2-LM	1147	.025"
YORK				
	ALL MODELS	B2-LM	1147	.025"
ZIPPER				
	18HP B&S	BKR5ES	2460	.025"
	20HP KOHLER	BKR5ES	2460	.025"
	22HP KOHLER	BKR5ES	2460	.025"

Outdoor Power Equipment

Denotes Original Equipment

^ Available in Blister Pack (see page 6)

Note: Due to different operating or engine conditions an alternate heat range plug maybe required.

MAKE & MODEL	ENGINE	REGULAR PLUG	STK#	GAP
ACREASE				
PULL BEHIND MOWER				
C60K	15HP KOHLER CV15S	BKR5E-11	6953	.040"
E60B	12HP B&S IC	BR2-LM SLD	3841	.030"
H60H	13HP HONDA GX390	BPR6ES SLD #	4008	.032"
MR55B	17.5HP B&S INTEK	BKR5ES	2460	.030"
MR55K	20HP KOHLER COMMAND	BKR5ES	2460	.030"
AGRI-FAB				
MISC EQUIPMENT				
	6.5HP B&S INTEK	BKR5ES	2460	.030"
	10.5HP B&S OHV	BR2-LM SLD	3841	.030"
	12.5HP B&S OHV	BKR5ES	2460	.030"
	14.5HP B&S OHV	BKR5ES	2460	.030"
ALLIS-CHALMERS				
MISC EQUIPMENT				
	B&S	B2-LM	1147	.025"
	B&S TWIN	BR6S	3522	.025"
	KOHLER	B-6L	3212	.025"
	KOHLER TWIN	UR4	6630	.025"
	ONAN	B-6L	3212	.025"
ELITE SICKLE BAR	TECUMSEH	BR6S	3522	.025"
ALPINA				
		B6S	3510	.025"
AMF				
SNOW THROWER, SWEEPER, TILLER, TRACTOR				
	B&S	B2-LM	1147	.025"
	TECUMSEH	BR6S	3522	.025"
ARDISAM (EARTHQUAKE)				
TILLER				
3365B	B&S 4 ENGINE OPTIONS (5.50 T.R. 3306, 3365, 6.75 T.R. 3365B, 3365PS, 6.75 T. R. 3305, 3365PS, 3365B, 3365CE, 8.5 T.R. 3365PSCE)	BKR5ES	2460	.020"
3365PS	B&S 4 ENGINE OPTIONS (5.50 T.R. 3306, 3365, 6.75 T.R. 3365B, 3365PS, 6.75 T. R. 3305, 3365PS, 3365B, 3365CE, 8.5 T.R. 3365PSCE)	BKR5ES	2460	.020"
5055C	205cc B&S	BKR5ES	2460	.030"
6015BCE	B&S 800 SERIES 60601CE	BKR5ES	2460	.020"
6015V, 6015VCE	196cc VIPER 31338 OR 31320	BP6ES SLD	4007	.032"
6065VEC	196cc VIPER 31338 OR 31320	BP6ES SLD	4007	.032"
7055C	205cc B&S	BKR5ES	2460	.030"
MC43 MINI CULTIVATOR	43cc VIPER	BM6A SLD	6021	.030"
MC43E MINI CULTIVATOR	43cc VIPER	BM6A SLD	6021	.030"
MC440 CULTIVATOR	40cc VIPER 4CYL	CMR6A	1223	.030"

MAKE & MODEL	ENGINE	REGULAR PLUG	STK#	GAP
ARDISAM (EARTHQUAKE) Cont'd				
VECTOR COMPACT TILLER 26750	98cc VIPER (VIPER 99cc EPA III PART#13276)	BP5HS	4111	.030"
ARIENS				
LOG SPLITTER				
22-TON LOG SPLITTER-917030	SUBARU EA175V	BPR7HS ^	6422	.028"
27-TON LOG SPLITTER-917031	SUBARU EA190V	BPR7HS ^	6422	.028"
34-TON LOG SPLITTER-917032	SUBARU EX21	BR6HS # ^	3922	.028"
POWER BRUSH				
936	9HP TECUMSEH	BR2-LM SLD	3841	.030"
HYDRO BRUSH 28-921025	5.7HP SUBARU EX17	BR6HS # ^	3922	.028"
HYDRO BRUSH 36-926518	9.5HP SUBARU EX30	BR6HS # ^	3922	.028"
HYDRO BRUSH 36-926062	9HP SUBARU EX27	BR6HS # ^	3922	.028"
SNOW THROWER				
520/520E	5HP TECUMSEH SNOW KING	BR2-LM SLD #	3841	.030"
522	5HP TECUMSEH	BR6ES	4922	.030"
522EC	5HP 2-Stroke TECUMSEH SNOW KING	BPMR6A # ^	6726	.020"
624E	6HP TECUMSEH	BR2-LM SLD	3841	.030"
724E	7HP TECUMSEH OHV	BR2-LM SLD	3841	.030"
926DLE	9HP TECUMSEH	BR2-LM SLD	3841	.030"
926LE	9.25FT/LBS TECUMSEH SNOW KING	BR2-LM SLD #	3841	.030"
936PB	9HP TECUMSEH OHV	BR2-LM SLD #	3841	.030"
1332LE	13HP TECUMSEH SNOW KING OHV	BR6ES #	4922	.030"
1336DLE	13HP TECUMSEH OHV	BR6ES	4922	.030"
5520	5.5HP TECUMSEH SNOW KING	BR6ES #	4922	.030"
5520E	5.5HP TECUMSEH L-HEAD	BR6ES	4922	.030"
5524E	5.5HP TECUMSEH SNOW KING	BR6ES #	4922	.030"
8524	8.5HP B&S OHV	BR2-LM SLD #	3841	.030"
11526DLE	11.5HP TECUMSEH OHV	BR6ES	4922	.030"
11528DLE	11.5HP TECUMSEH OHV	BR6ES	4922	.030"
11528LE	11.5HP TECUMSEH OHV	BR6ES	4922	.030"
1332DLE	13HP TECUMSEH OHV	BR6ES	4922	.030"
8526DLE CLASSIC	8.5HP TECUMSEH SNOW KING	BR6ES #	4922	.030"
COMPACT 20-920024	208cc ARIENS AX	BPR6ES SLD	4008	.032"
COMPACT 24-920021	208cc ARIENS AX	BPR6ES SLD	4008	.032"



Denotes Original Equipment

^ Available in Blister Pack (see page 6)

Note: Due to different operating or engine conditions an alternate heat range plug maybe required.

MAKE & MODEL	ENGINE	REGULAR PLUG	STK#	GAP
ARIENS Cont'd				
COMPACT TRACK 24-920022	208cc ARIENS AX	BPR6ES SLD	4008	.032"
DELUXE 24-921024, 921030	12.5FT/LBS LAUSON LCT254 254cc	BPR6ES SLD	4008	.030"
DELUXE 24-921045	254cc ARIENS AX	BPR6ES SLD	4008	.032"
DELUXE 28 SHO-921048	306cc ARIENS AX	BPR6ES SLD	4008	.032"
DELUXE 28-921035, DELUXE TRACK 28-921023	11.5FT/LBS ARIENS POLAR FORCE BY B&S 250cc	BKR5ES	2460	.030"
DELUXE 28-921046	254cc ARIENS AX	BPR6ES SLD	4008	.032"
DELUXE 30-921032	14.5FT/LBS LAUSON LCT291 291cc	BPR6ES SLD	4008	.030"
DELUXE 30-921047	306cc ARIENS AX	BPR6ES SLD	4008	.032"
DELUXE 30 EFI-921049	306cc ARIENS AX EFI	BPR6ES SLD	4008	.030"
HYDRO PRO TRACK 28-926067	420cc B&S	BKR5ES	2460	.030"
PATH PRO 136E-938034	136cc ARIENS AX	BPR6ES SLD	4008	.032"
PATH PRO 136R-938030	136cc ARIENS AX	BPR6ES SLD	4008	.032"
PATH PRO 208-938031, 938032, 938033, COMPACT 22- 920013, 920014, COMPACT TRACK 24-920022	LAUSON LCT208 208cc	BPR6ES SLD	4008	.030"
PATH PRO 208E-938031	208cc ARIENS AX	BPR6ES SLD	4008	.032"
PATH PRO 208EC-938033	208cc ARIENS AX	BPR6ES SLD	4008	.032"
PATH PRO 208R-938031	208cc ARIENS AX	BPR6ES SLD	4008	.032"
PLATINUM 24 SHO-921050	369cc ARIENS AX GEN 3	BPR6ES SLD	4008	.032"
PLATINUM 24-921028	14.5FT/LBS LAUSON LCT291 291cc	BPR6ES SLD	4008	.030"
PLATINUM 30-921029	20FT/LBS LAUSON LCT414 414cc	BPR6ES SLD	4008	.030"
PLATINUM 30 SHO-921051	414cc ARIENS AX GEN 3	BPR6ES SLD	4008	.032"
PLATINUM SHO TRACK 28-921052	369cc ARIENS AX GEN 3	BPR6ES SLD	4008	.032"
PROFESSIONAL 28-926038, PROFESSIONAL 32- 926039, 926040, HYDRO PRO 28-926053, 926054, 926055, PRO TRACK 28- 926042, HYDRO PRO TRACK 28-926056, HYDRO PRO TRACK 32-926514	ARIENS POLAR FORCE PRO BY B&S 420cc	BKR5ES	2460	.030"
PROFESSIONAL 28-926065	ARIENS POLAR FORCE PRO BY B&S 420cc	BKR5ES	2460	.030"
PROFESSIONAL 28 HYDRO-926066	ARIENS POLAR FORCE PRO BY B&S 420cc	BKR5ES	2460	.030"
PROFESSIONAL 32-926071	ARIENS POLAR FORCE PRO BY B&S 420cc	BKR5ES	2460	.030"

MAKE & MODEL	ENGINE	REGULAR PLUG	STK#	GAP
ARIENS Cont'd				
PROFESSIONAL 36 HYDRO-926072	ARIENS POLAR FORCE PRO BY B&S 420cc	BKR5ES	2460	.030"
SNO-TEK 20	LAUSON LCT136 136cc	BPR6ES SLD	4008	.030"
SNO-TEK 24	LAUSON LCT208 208cc	BPR6ES SLD	4008	.030"
SNO-TEK 24-920402	208cc SNO-TEK	BPR6ES SLD	4008	.032"
SNO-TEK SS22	205cc B&S	BKR5ES	2460	.020"
STRING TRIMMER				
ST622	6HP TECUMSEH	BR2-LM SLD	3841	.030"
TILLER				
	5HP TECUMSEH 2-Stroke	B6S	3510	.020"
	5HP TECUMSEH L-HEAD	B6S	3510	.020"
	7HP TECUMSEH 2-Stroke	B6S	3510	.020"
	7HP TECUMSEH OHV	BR6ES	4922	.030"
	B&S	B2-LM	1147	.025"
	B&S	BKR5ES	2460	.030"
	CLINTON	B-6L	3212	.025"
	KOHLER OHV	BKR5E-11	6953	.040"
	LAUSON	B6S	3510	.020"
	MITSUBISHI	BPM7A SLD #	7472	.028"
	TECUMSEH	BR6S	3522	.025"
	WISCONSIN	AB-6	2910	.025"
WHEELED TRIMMER				
622, 624, 624PSE	6-6.75HP B&S	BKR5ES	2460	.030"
ARTICULATOR				
ARTICULATOR MOWERS				
	22HP KOHLER (V-TWIN)	BKR5ES	2460	.030"
	25HP KOHLER (V-TWIN)	BKR5ES	2460	.030"
3377T	33HP KUBOTA 3-CYLINDER TURBO	BKR5ES	2460	.030"
ASPLUNDH				
CHIPPER				
JEX	FORD 172 ci	BM6A SLD	6021	.025"
JFX	FORD 300 ci	A6FS	2210	.025"
JFZ	FORD 330 ci	A6FS	2210	.025"
ASTRON				
BLOWER				
KB-22	0.8HP KAWASAKI TA-22MX	BMR4A SLD #	4004	.028"
KB-55	2.8HP KAWASAKI KT-28LMS	BMR4A SLD #	4004	.028"
KB-80	3.1HP KAWASAKI TA-51MX	B6S	3510	.028"
KB-231	22.2cc EO22-EF	BM4A SLD	4000	.030"
KB-540	48.6cc TE54-LMX	B6S	3510	.030"
BRUSHCUTTER				
KFS4-12AD, KFS4-24DX	1.2HP KAWASAKI K12AD	BMR6A SLD #	4002	.028"
KFS4T-25G	25.1cc TG25-DX	BM6A SLD	6021	.030"

Outdoor Power Equipment

Denotes Original Equipment

^ Available in Blister Pack (see page 6)

Note: Due to different operating or engine conditions an alternate heat range plug maybe required.

MAKE & MODEL	ENGINE	REGULAR PLUG	STK#	GAP
ASTRON Cont'd				
PK-2500G	25.1cc TG25-DX	BM6A SLD	6021	.030"
PK-2860G	28.6cc TG28-DXC	BM6A SLD	6021	.030"
PRO 750E	1.2HP KAWASAKI TA-33	BMR6A SLD #	4002	.028"
PS-3530Z	35cc SD35-UC	BPMR7A SLD	6703	.030"
S-160ED-8	16cc SW16-DX	BM6A SLD	6021	.030"
SUPER 100, 150, 160	ST-16 SHINGU	BMR6A SLD #	4002	.028"
HEDGE TRIMMER				
AS-110	YAMAHA	B5HS	4210	.030"
E202, HT-766, HT-830	1.2HP KAWASAKI K12AD	BMR6A SLD #	4002	.028"
E-203DC	22.6cc TF22- DVXC	BM6A SLD	6021	.030"
HT-470	18.4cc TG18- DVXC	BM6A SLD	6021	.030"
HT-767T	22.6cc TF22- DVXC	BM6A SLD	6021	.030"
HT-838	22.6cc TF22-DVX	BM6A SLD	6021	.030"
ATLAS				
	B&S	B2-LM	1147	.025"
	LAUSON	B6S	3510	.025"
	TECUMSEH	BR6S	3522	.025"
ATWATER-STRONG				
BLOWER, LAWN SWEEPER				
	4HP KOHLER K91T	B2-LM	1147	.025"
	5HP B&S	B2-LM	1147	.025"
	8HP B&S	B2-LM	1147	.025"
	8HP KOHLER K181	BR6S	3522	.025"
	8.25HP WISCONSIN S-8	AB-6	2910	.025"
	9HP B&S	BKR5ES	2460	.030"
	14HP KOHLER K321	B-6L	3212	.025"
	16HP B&S	B2-LM	1147	.025"
BACHTOLD BROS., INC.				
HI-WHEEL MOWER, TILLER				
	8HP B&S INTEK OHV	BR2-LM SLD	3841	.025"
	8HP B&S OHV	BR2-LM SLD	3841	.025"
	8HP HONDA OHV	BP4ES #	6928	.028"
	8HP KOHLER OHV	B2-LM	1147	.025"
LOG SPLITTER				
	3.5HP B&S	BR2-LM SLD	3841	.030"
	5.5HP B&S	BR2-LM SLD	3841	.030"
	5.5HP HONDA	BPR6ES SLD #	4008	.032"
	8HP HONDA OHV	BPR6ES SLD #	4008	.032"
STRING TRIMMER				
	5HP B&S QUANTUM	BR2-LM SLD	3841	.030"
	5HP HONDA GX140	BPR6ES SLD #	4008	.032"
	6HP B&S INTEK	BKR5ES	2460	.030"
BAKER				
CHIPPER, SHREDDER				
5/12 C/S	5HP B&S 135212	B2-LM	1147	.030"

MAKE & MODEL	ENGINE	REGULAR PLUG	STK#	GAP
BAKER Cont'd				
5/14 C/S	5HP B&S 135212	BR2-LM SLD	3841	.030"
6/14E C/S	5.5HP TECUMSEH OHH55	BR6ES	4922	.030"
8/12 C/S	8HP TECUMSEH HM80	BR4-LM	4133	.030"
8/14 C/S	8HP TECUMSEH HM80	BR4-LM	4133	.030"
22/20 C/S	22HP KOHLER	BKR5ES	2460	.030"
CHIPPER, VACUUM				
525 C/V	5HP B&S 135212	BR2-LM SLD	3841	.030"
825 C/V	8HP B&S 192432	BR2-LM SLD	3841	.030"
825 E C/V	8HP B&S 192437	BR2-LM SLD	3841	.030"
BARKER-BUSTER				
LOG SPLITTER	B&S	B2-LM	1147	.025"
BARRETO				
LOG SPLITTER				
920LSH	HONDA GX270	BPR6ES SLD #	4008	.032"
920LSS	9HP SUBARU EX27	BR6HS # ^	3922	.028"
922LSH	HONDA GX270	BPR6ES SLD #	4008	.032"
922LSS	9HP SUBARU EX27	BR6HS # ^	3922	.028"
STUMP GRINDER				
30SGK	26.5HP KOHLER COMMAND PRO EFI ECH749	BKR5ES	2460	.030"
TILLER				
622GTH	5.5HP HONDA GX160	BPR6ES SLD #	4008	.032"
622GTH	5.5HP HONDA GX200	BPR6ES SLD #	4008	.032"
622GTS	6HP SUBARU EX17	BR6HS # ^	3922	.028"
916	9HP HONDA GX270	BPR6ES SLD #	4008	.032"
916H	9HP HONDA GX270	BPR6ES SLD #	4008	.032"
916S	9HP SUBARU EX27	BR6HS # ^	3922	.028"
918	9HP HONDA GX270	BPR6ES SLD #	4008	.032"
918H	HONDA GX270	BPR6ES SLD #	4008	.032"
918S	9HP SUBARU EX27	BR6HS # ^	3922	.028"
1320H	13HP HONDA GX390	BPR6ES SLD #	4008	.032"
1320H	13HP HONDA GX390	BPR6ES SLD #	4008	.032"
1420R	13HP HONDA GX390	BPR6ES SLD #	4008	.032"
1420R	13HP HONDA GX390	BPR6ES SLD #	4008	.032"
1420S	SUBARU EX40	BR6HS # ^	3922	.028"
1620B	13HP HONDA GX390	BPR6ES SLD #	4008	.032"
1620B	13HP HONDA GX390	BPR6ES SLD #	4008	.032"
1620B	16HP B&S VANGUARD V- TWIN	BKR5ES	2460	.030"
TRENCHER				
712MTH	HONDA GX200	BPR6ES SLD #	4008	.032"

Outdoor Power Equipment

Denotes Original Equipment
 ^ Available in Blister Pack (see page 6)

Note: Due to different operating or engine conditions an alternate heat range plug maybe required.

MAKE & MODEL	ENGINE	REGULAR PLUG	STK#	GAP
BEELINE Cont'd				
	21HP B&S VANGUARD	BKR5ES	2460	.030"
	23HP B&S VANGUARD	BKR5ES	2460	.030"
BV13R, BV13RCC, BV13B	13HP B&S VANGUARD	BKR5ES	2460	.030"
BV20B	20HP B&S VANGUARD	BKR5ES	2460	.030"
H13RH, H13RHCC, H13E	13HP HONDA GX390	BPR6ES SLD #	4008	.032"
H20EH	20HP HONDA GX620	BPR6ES SLD #	4008	.032"
H24EH	24HP HONDA GX670	ZGR5A #	5077	.028"
KP20EH	20HP KOHLER COMMAND PRO CH20S	BPR4ES SLD ^	6578	.030"
KP25EH	25HP KOHLER COMMAND PRO CH25S	BPR4ES SLD ^	6578	.030"
KS13RH, RS13B, KS13RHCC	12HP KOHLER COMMAND CS PRO	BPR4ES SLD ^	6578	.030"
BIG GIANT				
LOG SPLITTER				
	8HP KOHLER	B2-LM	1147	.030"
	10HP KOHLER	B-6L	3212	.030"
	14HP KOHLER	B-6L	3212	.030"
	16HP KOHLER	B-6L	3212	.030"
	B&S	B2-LM	1147	.030"
BILLY GOAT				
AERATOR				
AE401	B&S VANGUARD 205cc	BKR5ES	2460	.030"
AE401H	HONDA GX120	BPR6ES SLD #	4008	.032"
AE1300H	HONDA GX390	BPR6ES SLD #	4008	.032"
PL1800	B&S VANGUARD 205cc	BKR5ES	2460	.030"
PL1800	HONDA GX120	BPR6ES SLD #	4008	.032"
PL2500H	HONDA GX160	BPR6ES SLD #	4008	.032"
PL2500SPH	HONDA GX200	BPR6ES SLD #	4008	.032"
BLOWER, SHREDDER, VACUUM				
	3.5HP B&S	B2-LM	1147	.025"
	5HP B&S	B2-LM	1147	.025"
	5HP HONDA OHV	BP5ES SLD #	2140	.025"
	5.5HP B&S	B2-LM	1147	.025"
	5.5HP HONDA	BP4ES #	6928	.028"
	5.5HP TECUMSEH	BR2-LM SLD	3841	.025"
	7.5HP KAWASAKI	BP5HS #	4111	.025"
	8HP B&S	B2-LM	1147	.025"
	8HP HONDA	BP4ES #	6928	.028"
	11HP B&S	B2-LM	1147	.025"
	11HP HONDA	BP4ES #	6928	.028"
	16HP B&S	BKR5ES	2460	.030"
	16HP KOHLER	B-6L	3212	.025"
AE401	205cc B&S	BKR5ES	2460	.030"
AE401H	4HP HONDA GX120	BPR6ES SLD #	4008	.032"

MAKE & MODEL	ENGINE	REGULAR PLUG	STK#	GAP
BILLY GOAT Cont'd				
BC2403H, BC2403HEB	13HP HONDA GXV390	BPR5ES SLD #	4006	.032"
BC2403IC	344cc B&S	BKR5ES	2460	.030"
BC2600HH, BC2600HEBH	13HP HONDA GXV390	BPR5ES SLD #	4006	.032"
BC226001CH	344cc B&S	BKR5ES	2460	.030"
DL12/13	LAUSON LCT414 12HP (DL1210L)	BPR6ES SLD	4008	.030"
DL14/18	14HP SUBARU EX40	BR6HS # ^	3922	.028"
DL14/18	18HP B&S VANGUARD	BKR5ES	2460	.030"
DL25/35	35HP B&S VANGUARD	BKR5ES	2460	.030"
DL1301H/DL12	13HP HONDA GXV390	BPR5ES SLD #	4006	.032"
DL2500S	25HP SUBARU EH720	BPR5ES SLD #	4006	.032"
DL2500V	35HP B&S VANGUARD	BKR5ES	2460	.030"
F6 SMALL PROPERTY/RESIDENTAL	6HP SUBARU EX17	BR6HS # ^	3922	.028"
F13 CONTRACTOR / MUNICIPAL	13HP HONDA GX390	BPR6ES SLD #	4008	.032"
F18 THE ULTIMATE	18HP B&S VANGUARD 570cc	BKR5ES	2460	.030"
F601S	6HP SUBARU EX17	BR6HS # ^	3922	.028"
F601V	5.5HP B&S VANGUARD 205cc	BKR5ES	2460	.030"
F902H	9HP HONDA GX270	BPR6ES SLD #	4008	.032"
F902S & F902SPS	9HP SUBARU EX27	BR6HS # ^	3922	.028"
F902SPS	9HP SUBARU EX27	BR6HS # ^	3922	.028"
F1302H	13HP HONDA GX390	BPR6ES SLD #	4008	.032"
F1302SPH	13HP HONDA GX390	BPR6ES SLD #	4008	.032"
F1802SPV	18HP B&S VANGUARD 570cc	BKR5ES	2460	.030"
F1802V	18HP B&S VANGUARD 570cc	BKR5ES	2460	.030"
FZ FOR YOUR ZTR	13HP HONDA GXV390	BPR5ES SLD #	4006	.032"
GRAXOR GZ401H	4HP HONDA GX120	BPR6ES SLD #	4008	.032"
HOMEPRO	10.5HP B&S INTEK	BKR5ES	2460	.030"
HW651HSP	5.2HP HONDA GC190	BPR6ES SLD #	4008	.032"
KV600, KV600SP	190cc B&S	BKR5ES	2460	.030"
KV650H, KV650HM, KV650SPH, TKV650SPH	5.2HP HONDA GC190	BPR6ES SLD #	4008	.032"
LB352 VACUUM	B&S 500/550 SERIES	BR2-LM SLD	3841	.030"
MF650H, MV650H, MV650SPH	5.2HP HONDA GC190	BPR6ES SLD #	4008	.032"
MV600SPE	190cc B&S	BKR5ES	2460	.030"
OS552H	5.5HP HONDA GX160	BPR6ES SLD #	4008	.032"



Denotes Original Equipment

^ Available in Blister Pack (see page 6)

Note: Due to different operating or engine conditions an alternate heat range plug maybe required.

MAKE & MODEL	ENGINE	REGULAR PLUG	STK#	GAP
BILLY GOAT Cont'd				
OS901SPH	9HP HONDA GX270	BPR6ES SLD #	4008	.032"
PR550	205cc B&S VANGUARD	BKR5ES	2460	.030"
PR550H	5.5HP HONDA GX160	BPR6ES SLD #	4008	.032"
QV550	205cc B&S	BKR5ES	2460	.030"
QV550H, QV550HSP	HONDA GC160	BPR6ES SLD #	4008	.032"
QV900HSP	HONDA GX270	BPR6ES SLD #	4008	.032"
SC121H	4HP HONDA GX120	BPR6ES SLD #	4008	.032"
SELF PROPELLED OUTDOOR VACUUM	5.2HP HONDA GC190	BPR6ES SLD #	4008	.032"
TKV650SPH	HONDA GC190	BPR6ES SLD #	4008	.032"
VQ902SPH	9HP HONDA GX270	BPR6ES SLD #	4008	.032"
VQ1002SPH	250cc B&S	BKR5ES	2460	.030"
BRUSHCUTTER				
BC2600HEBH	HONDA GX390	BPR6ES SLD #	4008	.032"
BC2600HH	HONDA GX390	BPR6ES SLD #	4008	.032"
BC2600HM	HONDA GX390	BPR6ES SLD #	4008	.032"
BC2600ICM	344cc B&S	BKR5ES	2460	.030"
BC26HHEU	HONDA GX390	BPR6ES SLD #	4008	.032"
DEBRIS LOADER				
DL1301H	HONDA GX390	BPR6ES SLD #	4008	.032"
DL1401SE	SUBARU EX40	BR6HS # ^	3922	.028"
DL1801V	18HP B&S VANGUARD	BKR5ES	2460	.030"
DL1801VE	18HP B&S VANGUARD	BKR5ES	2460	.030"
DL2500S	SUBARU EH72	BPR6ES SLD #	4008	.032"
DL3500V	B&S VANGUARD 993cc	BKR5ES	2460	.030"
PAVEMENT SURFACE PREP				
GZ401H	HONDA GX120	BPR6ES SLD #	4008	.032"
PRESSURE WASHER				
PW30AOV	B&S VANGUARD 205cc	BKR5ES	2460	.030"
PW40SOH	HONDA GX390	BPR6ES SLD #	4008	.032"
POWER RAKE/SEEDER/SOD CUTTER				
18" HYDRO SOD CUTTER	4.3HP HONDA GXV160	BPR6ES SLD #	4008	.032"
CR550 HC	4.6HP HONDA GC160	BPR5ES SLD #	4006	.032"
OS500 SERIES	205cc B&S VANGUARD	BKR5ES	2460	.030"
OS552	205cc B&S VANGUARD	BKR5ES	2460	.030"
OS552H	HONDA GX160	BPR6ES SLD #	4008	.032"
OS901 SERIES	9HP SUBARU EX27	BR6HS # ^	3922	.028"
OS901SPH	HONDA GX270	BPR6ES SLD #	4008	.032"
OS901SPS	9HP SUBARU EX27	BR6HS # ^	3922	.028"
PR550	B&S VANGUARD 205cc	BKR5ES	2460	.030"
PR550H	HONDA GX160	BPR6ES SLD #	4008	.032"
SC121H	HONDA GX120	BPR6ES SLD #	4008	.032"
SC180H	HONDA GX160	BPR6ES SLD #	4008	.032"
BLOWMITE				
BLOWER/ DUSTER/ SPRAYER		B6S	3510	.025"

MAKE & MODEL	ENGINE	REGULAR PLUG	STK#	GAP
BLUEBIRD				
AERATOR				
	3.5HP B&S	B2-LM	1147	.025"
	4HP HONDA OHV	BP5ES SLD #	2140	.025"
424, 530A, 742	3.5HP B&S	BR2-LM SLD	3841	.030"
424, 530A, 742	4HP HONDA GX120	BPR6ES SLD #	4008	.032"
EDGER/POWER RAKE/SOD CUTTER/STUMP GRINDER				
BB550A	5.5HP HONDA GX160	BPR6ES SLD #	4008	.032"
LAWN COMBER/SEEDER				
	3.5HP B&S	B2-LM	1147	.025"
	4HP HONDA OHV	BP5ES SLD #	2140	.025"
	5HP B&S	B2-LM	1147	.025"
	5.5HP HONDA	BPR5ES SLD #	4006	.032"
	7HP B&S	B2-LM	1147	.025"
S22	6HP SUBARU EX17	BR6HS # ^	3922	.028"
PR18, PR22	5.5HP B&S OHV	BKR5ES	2460	.030"
PR18, PR22	5.5HP HONDA GX160	BPR6ES SLD #	4008	.032"
SC550	5.5HP HONDA GX160	BPR6ES SLD #	4008	.032"
SG1314B	13HP HONDA GX390	BPR5ES SLD #	4006	.032"
D110	5.5HP B&S OHV	BKR5ES	2460	.030"
D110	5.5HP HONDA GX160	BPR6ES SLD #	4008	.032"
BOBCAT				
CURBING MACHINES				
		BM6A SLD	6021	.025"
P.R. STING	3HP HONDA	BPR6ES SLD #	4008	.032"
RE500SD	3HP HONDA	BPR6ES SLD #	4008	.032"
	4HP HONDA GX120	BPR6ES SLD #	4008	.032"
BOLENS				
BLOWER/LOG SPLITTER/POLE SAW				
MTD 24BG55M1706	208cc POWERMORE OHV	BPR6ES SLD	4008	.030"
MTD GOLD 24BF51MM004	170cc POWERMORE OHV	BR2-LM SLD	3841	.030"
MTD GOLD 24BG57M3004	208cc MTD GOLD	BPR6ES SLD	4008	.030"
REMINGTON RM2599	25cc 2-Stroke QUICK START	BPMR6F	1270	.025"
YARD-MAN YM2BV, YM2BP	27cc 2-Stroke EZ START	BPMR6F	1270	.025"
YARD-MAN YM320BV GAS	31cc 2-Stroke	BPMR6F	1270	.025"
SNOW THROWER				
MTD PRO 31AH65FH795, YARD MACHINES 31AH65FH700, MTD GOLD 31AH65LG704, YARD-MAN 31AH65LG701, MTD GOLD 31AH55LH704	357cc POWERMORE OHV	BPR6ES SLD	4008	.030"

Outdoor Power Equipment

Denotes Original Equipment
 ^ Available in Blister Pack (see page 6)

Note: Due to different operating or engine conditions an alternate heat range plug maybe required.

MAKE & MODEL	ENGINE	REGULAR PLUG	STK#	GAP
BOLENS Cont'd				
YARD MACHINES 31A-63BD700 2-STAGE, MTD 31AS63EE706, YARD-MAN 31AS63EE701, YARD MACHINES 31AS63EF729, YARD MACHINES 31AS63EF700, MTD GOLD 31AM63KE704, MTD 31AM63FF706, YARD-MAN 31AM63KE701, YARD-MAN 31AM63LF701, MTD GOLD 31BM63LF704	357cc POWERMORE OHV	BPR6ES SLD	4008	.030"
YARD MACHINES 31A-32AD700 2-STAGE, MTD 31A-32AD706, MTD 31A-32AD752	179cc POWERMORE OHV	BPR6ES SLD	4008	.030"
YARD-MACHINES 31AH64EG700, MTD PRO 31AH64FG795, YARD MACHINES 31AH64FG700	277cc POWERMORE OHV	BPR6ES SLD	4008	.030"
TILLER, EDGER, TRIMMER				
	3.5HP B&S	BR2-LM SLD	3841	.030"
	6HP B&S OHV	BR2-LM SLD	3841	.030"
21A-250H065 , 21A-250J256	B&S 100000 SERIES 158cc	BR2-LM SLD	3841	.030"
BL110 , BL160	25cc 2-Stroke EZ PULL	BPMR6F	1270	.025"
REMINGTON RM2510 RUSTLER, RM2560, RM2520, RM2570	25cc 2-Stroke QUICK START	BPMR6F	1270	.025"
YARD MACHINES 21A-24MK000, 21A-24MK052, 21A-24MK020	139cc MTD OHV	BPR6ES SLD	4008	.030"
YARD MACHINES 21AA404B000	205cc MTD OHV	BKR5ES	2460	.030"
YARD MACHINES 21AA40M1052, MTD GOLD 21AB45M5004	208cc MTD OHV	BPR6ES SLD	4008	.030"
YARD MACHINES 25B-520J000	B&S 90000 SERIES 148cc	BR2-LM SLD	3841	.030"
BORDERLINE				
P.R. STING	3HP HONDA	BPR6ES SLD #	4008	.032"
RE500	3HP HONDA	BPR6ES SLD #	4008	.032"
	4HP HONDA	BPR6ES SLD #	4008	.032"
BREADY				
14MM HD		B6S	3510	.025"
18MM HD		AB-6	2910	.025"
BRIGGS & STRATTON				
AIR COMPRESSOR				
	6.5HP B&S	BKR5ES	2460	.030"
PRESSURE WASHER				
2200 PSI	4.5HP B&S	BKR5ES	2460	.030"
2300 PSI	6.5HP B&S	BKR5ES	2460	.030"
2500, 2550, 2600, 2650 PSI	6.5HP B&S INTEK OHV	BKR5ES	2460	.030"
	6.75HP B&S INTEK	BKR5ES	2460	.030"
2900 PSI	7HP B&S	BR2-LM SLD	3841	.030"
3400 PSI	10HP B&S INTEK OHV	BKR5ES	2460	.030"
3400 PSI	9HP B&S VANGUARD	BKR5ES	2460	.030"
WATER PUMP				
	5.5HP B&S	BKR5ES	2460	.030"

MAKE & MODEL	ENGINE	REGULAR PLUG	STK#	GAP
BRIGGS & STRATTON Cont'd				
	6.5HP B&S	BKR5ES	2460	.030"
BRINLY-HARDY				
TILLER		B6S	3510	.025"
BROUWER				
SOD CUTTER/INSTALLER				
MARK 2	5.5HP HONDA GX160	BPR6ES SLD #	4008	.032"
ROLLMATE 2242 & 2248	11HP HONDA	BPR6ES SLD #	4008	.032"
BROWN				
BED EDGER				
F-781H	8HP HONDA GX240	BPR6ES SLD #	4008	.032"
F-991H	9HP HONDA	BPR5ES SLD #	4006	.032"
EDGE MASTER				
	4HP HONDA GX120	BPR6ES SLD #	4008	.032"
	5.5HP B&S	BKR5ES	2460	.030"
	5.5HP HONDA	BPR5ES SLD #	4006	.032"
E-991H	9HP HONDA OHV	BPR5ES SLD #	4006	.032"
F-703	6.5HP B&S INTEK	BKR5ES	2460	.030"
F-903H9	9HP HONDA OHV	BPR5ES SLD #	4006	.032"
F1202	9HP HONDA OHV	BPR5ES SLD #	4006	.032"
BROYHILL				
		BM6A SLD	6021	.025"
BUFFALO SONIC				
	23HP KOHLER	BKR5ES	2460	.030"
SPRAYER		B6HS	7534	.025"
BUNTON				
EDGER, RAKE, TRIMMER				
		BM6A SLD	6021	.025"
	5HP B&S	B2-LM	1147	.025"
	8HP B&S	B2-LM	1147	.025"
	CLINTON	BR6S	3522	.030"
	ROBIN	B6HS	7534	.030"
	TECUMSEH	BM6A SLD	6021	.030"
BUSH HOG				
FRONT MOUNT SERIES				
	18HP KOHLER COMMAND	BKR5ES	2460	.030"
	22HP KAWASAKI LIQUID COOLED	BMR4A SLD #	4004	.028"
	22HP KOHLER	BKR5ES	2460	.030"
	23HP KOHLER AEGIS	BKR5ES	2460	.030"
	23HP KOHLER COMMAND	BKR5ES	2460	.030"
	25HP KAWASAKI FH721V	BPR4ES SLD # ^	6578	.028"
	25HP KOHLER COMMAND	BKR5ES	2460	.030"
	B&S	B2-LM	1147	.025"
	TECUMSEH	BR6S	3522	.025"
	WISCONSIN	AB-6	2910	.025"
CAJUN CUTTER				
ALL	6.75HP B&S INTEK	BKR5ES	2460	.030"



Denotes Original Equipment

^ Available in Blister Pack (see page 6)

Note: Due to different operating or engine conditions an alternate heat range plug maybe required.

MAKE & MODEL	ENGINE	REGULAR PLUG	STK#	GAP
CAMPBELL-HAUSFELD				
SPRAYER	B&S	B2-LM	1147	.025"
CAROLINA				
TILLER	B&S	B2-LM	1147	.025"
TILLER	CLINTON	B6S	3510	.025"
CARTER				
ROW BUSTER		BM6A SLD	6021	.025"
CASE				
ROW BUSTER				
	7HP KOHLER K161	B2-LM	1147	.025"
	7HP TECUMSEH	BR6S	3522	.025"
	10HP KOHLER K241	B-6L	3212	.025"
	10HP TECUMSEH	BR6S	3522	.025"
	12HP KOHLER K301	B-6L	3212	.025"
	12HP TECUMSEH	BR6S	3522	.025"
	14HP KOHLER K321	B-6L	3212	.025"
	B&S	B2-LM	1147	.025"
	ONAN NHC	BR6ES	4922	.025"
	ONAN CCKA	B6S	3510	.025"
CHAMPION POWER EQUIPMENT				
CHIPPER/SHREDDER				
91050	338cc	BPR6ES SLD	4008	.030"
100137	338cc	BPR6ES SLD	4008	.030"
LOG SPLITTER				
90720	80cc	BPR6HS	7022	.028"
91520	196cc	BPR6ES SLD	4008	.030"
92050	208cc	BPR6ES SLD	4008	.030"
92050-1	196cc	BPR6ES SLD	4008	.030"
92221	196cc	BPR6ES SLD	4008	.030"
92251	196cc	BPR6ES SLD	4008	.030"
92251-1	208cc	BPR6ES SLD	4008	.030"
92253	196cc	BPR6ES SLD	4008	.030"
92302	196cc	BPR6ES SLD	4008	.030"
92500	224cc	BPR6ES SLD	4008	.030"
92750	208cc	BPR6ES SLD	4008	.030"
92750-1	224cc	BPR6ES SLD	4008	.030"
93020	338cc	BPR6ES SLD	4008	.030"
93520	338cc	BPR6ES SLD	4008	.030"
100121	196cc	BPR6ES SLD	4008	.030"
100133	196cc	BPR6ES SLD	4008	.030"
100236	196cc	BPR6ES SLD	4008	.030"
100250	338cc	BPR6ES SLD	4008	.030"
100251	224cc	BPR6ES SLD	4008	.030"
TRANSFER PUMP				
66520	196cc	BPR6ES SLD	4008	.030"
66526	196cc	BPR6ES SLD	4008	.030"
100113	196cc	BPR6ES SLD	4008	.030"
100166	31cc	CMR5H # ^	7599	.028"
100192	196cc	BPR6ES SLD	4008	.030"
CHIP-IT				
CHIPPER, STUMP GRINDERS				
	12HP KOHLER	B-6L	3212	.025"
	18HP KOHLER	UR4	6630	.025"

MAKE & MODEL	ENGINE	REGULAR PLUG	STK#	GAP
CHIP-IT Cont'd				
800G, CHIPPIIT II	B&S	B2-LM	1147	.025"
CHOREMASTER				
TILLER		B2-LM	1147	.025"
CIFOMOTOR				
BUSH CUTTER		BPM6Y	4562	.025"
CLASSEN				
AERATOR				
CA-18	3.5HP IC B&S	BR2-LM SLD	3841	.030"
CA-18, TS-20, TSS-20	4HP HONDA GX120	BPR6ES SLD #	4008	.032"
RA-21	205cc B&S INTEK	BKR5ES	2460	.030"
RA-21, RA-21H	5.5HP HONDA GX160	BPR6ES SLD #	4008	.032"
SA-25	13HP HONDA GX390	BPR5ES SLD #	4006	.032"
SA-30	15HP KAWASAKI FS541V	BPR4ES SLD # ^	6578	.032"
TA-17D, TA-18, TA-25D, TA-19D, TA-26D	4HP HONDA GX120	BPR6ES SLD #	4008	.032"
TA-19B	6.5HP B&S	BKR5ES	2460	.030"
TR-20B, TR-20RB, TRS-20B	B&S INTEK	BKR5ES	2460	.030"
DRILL SEEDER				
DS-20	8HP HONDA	BPR6ES SLD #	4008	.032"
SOD CUTTER				
HSC-185	163cc HONDA GX160	BPR6ES SLD #	4008	.032"
HSC-188	270cc HONDA GX240	BPR6ES SLD #	4008	.032"
SC-18	163cc HONDA GX160	BPR6ES SLD #	4008	.032"
SC-18	270cc HONDA GX240	BPR6ES SLD #	4008	.032"
SC-12, SC-18, SC-20, SC-24	5.5HP HONDA	BPR5ES SLD #	4006	.032"
SC-12, SC-18, SC-20, SC-24	8HP HONDA	BPR6ES SLD #	4008	.032"
TURF RAKE				
TR-20H, TR-20RH, TRS-20H	5.5HP HONDA GX160	BPR6ES SLD #	4008	.032"
TR-20, TRC-20, TRS-20	5.5HP B&S INTEK	BKR5ES	2460	.030"
TR-20, TRC-20, TRS-20	5.5HP HONDA	BPR5ES SLD #	4006	.032"
TURF SEEDER				
HTS-20H	270cc HONDA GX270	BPR6ES SLD #	4008	.032"
TS-20, TSS-20	5.5HP B&S INTEK	BKR5ES	2460	.030"
TS-20, TSS-20	5.5HP HONDA	BPR5ES SLD #	4006	.032"
CLINTON				
EDGER, TILLER, SPRAYER		BR6S	3522	.025"
CLIPPER CHIPPER				
	B&S	B2-LM	1147	.030"
	WISCONSIN	AB-6	2910	.030"
COATES				
		B6S	3510	.025"
COLT				
ALL	7HP KOHLER	B2-LM	1147	.030"
ALL	10HP KOHLER	B-6L	3212	.030"
ALL	12HP KOHLER	B-6L	3212	.030"

Outdoor Power Equipment

Denotes Original Equipment

^ Available in Blister Pack (see page 6)

Note: Due to different operating or engine conditions an alternate heat range plug maybe required.

MAKE & MODEL	ENGINE	REGULAR PLUG	STK#	GAP
COLT Cont'd				
ALL	TECUMSEH	BR6S	3522	.025"
COLUMBIA				
SHREDDER, TILLER, SNOW THROWER				
MODEL 10528PC, 10528GC, 12533GC, 11530GC, 11530PC,	357cc POWERMORE OHV	BPR6ES SLD	4008	.030"
MODEL: 40021MS	123cc POWERMORE OHV	BPR6ES SLD	4008	.030"
MODEL: 71024PC, 65021MSE	208cc POWERMORE OHV	BPR6ES SLD	4008	.030"
MODEL: 90026PC	277cc POWERMORE OHV	BPR6ES SLD	4008	.030"
	B&S	B2-LM	1147	.025"
	TECUMSEH	BR4-LM	4133	.025"
CORNELL				
LOG SPLITTER		BM6A SLD	6021	.030"
COSCO				
EDGER		BM6A SLD	6021	.025"
TRIMMER		BM6F ^	6221	.025"
CRAFTSMAN (SEARS)				
BLOWER/VACUUM				
	20cc	BPM6Y	4562	.025"
	25cc	BPM6Y	4562	.025"
	190cc B&S 675 SERIES	BKR5ES	2460	.030"
79692		BM6A SLD	6021	.025"
COMPOSTER & SHREDDER				
	7.5HP B&S VANGUARD	BKR5ES	2460	.030"
	14.5FPT B&S 1450 SERIES	BKR5ES	2460	.030"
	ONAN N52M	TR5	2238	.025"
GT16	TECUMSEH	BR6HS ^	3922	.025"
GT18	ONAN B48M	B-6L	3212	.025"
GT19.9	B&S	B2-LM	1147	.025"
EARTH DRILL				
	TECUMSEH	BR4-LM	4133	.025"
EDGER				
	140cc B&S	BKR5ES	2460	.030"
79738	31cc	BPMR6F	1270	.020"
HIGH WHEEL TRIMMER				
	6HP B&S	BKR5ES	2460	.030"
LOG SPLITTER				
	6.5HP B&S	B2-LM	1147	.030"
	208cc B&S	BPR6ES SLD	4008	.030"
PRESSURE WASHER				
3000 PSI	190cc B&S PROFESSIONAL SERIES	BKR5ES	2460	.020"
	HONDA GX200	BPR6ES SLD #	4008	.032"
SNOW THROWER				
	4HP B&S	BR2-LM SLD	3841	.030"
	5.5HP TECUMSEH SNOW KING	BR6ES	4922	.030"
	5HP B&S	BR2-LM SLD	3841	.030"
	6.5HP B&S	BKR5ES	2460	.030"
	6HP B&S	BKR5ES	2460	.030"

MAKE & MODEL	ENGINE	REGULAR PLUG	STK#	GAP
CRAFTSMAN (SEARS) Cont'd				
	7.5HP B&S VANGUARD	BKR5ES	2460	.030"
	8.5HP B&S	BKR5ES	2460	.030"
	9HP TECUMSEH SNOW KING	BR2-LM SLD	3841	.030"
	11.5HP B&S	BR2-LM SLD	3841	.030"
	123cc CRAFTSMEN OHV	BPR6ES SLD	4008	.030"
	179cc CRAFTSMEN OHV	BPR6ES SLD	4008	.030"
	208cc CRAFTSMEN OHV	BPR6ES SLD	4008	.030"
	243cc CRAFTSMEN OHV	BPR6ES SLD	4008	.030"
	277cc CRAFTSMEN OHV	BPR6ES SLD	4008	.030"
	357cc CRAFTSMEN OHV	BPR6ES SLD	4008	.030"
	420cc B&S	BPR6ES SLD	4008	.030"
SWEEPER				
	2.5HP B&S	B2-LM	1147	.030"
	3HP B&S	B2-LM	1147	.030"
	3.5HP B&S	B2-LM	1147	.030"
	4HP B&S	B2-LM	1147	.030"
	5HP B&S	B2-LM	1147	.030"
TILLER				
	1.6HP TECUMSEH	BPMR6A ^	6726	.030"
	2HP TECUMSEH	BPMR6A ^	6726	.030"
	5.5HP B&S	BKR5ES	2460	.030"
	5HP HONDA	BPR6ES SLD #	4008	.032"
	6HP B&S INTEK	BKR5ES	2460	.030"
	6.5HP B&S INTEK	BKR5ES	2460	.030"
316.24032	25cc 2-Stroke	BM6F ^	6221	.025"
	208cc CRAFTSMEN OHV	BPR6ES SLD	4008	.030"
TRIMMER				
41ADZ34C799	27cc 2-Stroke	BM6F ^	6221	.025"
41ADZ3CC799	25cc 2-Stroke	BPMR6F	1270	.025"
104.79211	25cc	CMR6A #	1223	.028"
104.79212	25cc	CMR6A #	1223	.028"
271.281514		BM6A SLD	6021	.030"
358.796390	28cc 2-Stroke	BPMR8Y ^	2218	.025"
610.281514		BM6A SLD	6021	.030"
51715, 51716	31cc	BPMR6F	1270	.020"
51718	31cc	BPMR6F	1270	.020"
79010, 79011	31cc	BPMR6F	1270	.020"
79500, 79501, 79503	31cc	BPMR6F	1270	.020"
79511	25cc	BPMR7A SLD	6703	.020"
79521	25cc	BPMR7A SLD	6703	.020"
79522	25cc	BPMR7A SLD	6703	.020"
79550, 79554	25cc	BPMR7A SLD	6703	.020"
79607, 79608	31cc	BPMR6F	1270	.020"
79623, 79624		B6HS	7534	.025"



Denotes Original Equipment

^ Available in Blister Pack (see page 6)

Note: Due to different operating or engine conditions an alternate heat range plug maybe required.

MAKE & MODEL	ENGINE	REGULAR PLUG	STK#	GAP
CRAFTSMAN (SEARS) Cont'd				
79822, 79824	31cc	BPMR6F	1270	.020"
795340, 795510, 795520	23cc	B6HS	7534	.025"
795410, 795420, 795430		BM4A SLD	4000	.025"
795440		BM6A SLD	6021	.025"
795451, 795453		B6HS	7534	.025"
795490		BM4A SLD	4000	.025"
795800, 795900		BM6A SLD	6021	.025"
VACUUM				
	4.5HP TECUMSEH	BR2-LM SLD	3841	.030"
	6HP B&S	BKR5ES	2460	.030"
	6.5HP B&S INTEK	BKR5ES	2460	.030"
CROSS				
COMPOSTER		BM6A SLD	6021	.025"
CUB CADET				
BLOWER				
BB40	40cc	BPMR7A SLD	6703	.025"
BB45	44.8cc	BPMR7A SLD	6703	.025"
BB230	27cc PRO 2-Stroke GAS ENGINE	BPMR6F	1270	.025"
BV228	27cc 2-Stroke GAS ENGINE	BPMR6F	1270	.025"
CSV 050	159cc CUB CADET	BPR5ES SLD	4006	.032"
HB26	25.6cc	BPMR7A SLD	6703	.025"
JS1150	208cc CUB CADET 4-Stroke OHV	BPR6ES SLD	4008	.030"
CHIPPER/SHREDDER/VACUUM				
CC3310	250cc B&S	BKR5ES	2460	.030"
CS2210	208cc CUB CADET OHV	BPR6ES SLD	4008	.030"
CSV050	159cc CUB CADET OHV	BPR6ES SLD	4008	.030"
HEDGE TRIMMER				
19EHC	25.6cc	BPMR7A SLD	6703	.025"
24HC	25.6cc	BPMR7A SLD	6703	.025"
40HC		BPMR7A SLD	6703	.025"
LOG SPLITTER				
LS25CC	4.6HP HONDA GC160	BPR6ES SLD #	4008	.032"
LS27CCHP	277cc CUB CADET OHV	BPR6ES SLD	4008	.030"
POLE SAW				
PS26	25.6cc	BPMR7A SLD	6703	.025"
PRESSURE WASHER				
2200H	6HP B&S	BR2-LM SLD	3841	.030"
2500C	6HP KOHLER	BPR4ES SLD ^	6578	.030"
3000C	10HP KOHLER	BPR4ES SLD ^	6578	.030"
SNOW THROWER				
1X 21"	123cc CUB CADET	BPR6ES SLD	4008	.030"
1X 221 HP	179cc CUB CADET	BPR6ES SLD	4008	.030"
1X 221 LHP, 2X 524 WE, 2X 524 SWE	208cc CUB CADET	BPR6ES SLD	4008	.030"
2X 24"	208cc CUB CADET	BPR6ES SLD	4008	.030"

MAKE & MODEL	ENGINE	REGULAR PLUG	STK#	GAP
CUB CADET Cont'd				
2X 24" HP	208cc CUB CADET	BPR6ES SLD	4008	.030"
2X 26" HP	243cc CUB CADET	BPR6ES SLD	4008	.030"
2X 26" HP	243cc CUB CADET	BPR6ES SLD	4008	.030"
2X 526 SWE, 2X 528 SWE	277cc CUB CADET	BPR6ES SLD	4008	.030"
2X 933 SWE	357cc CUB CADET	BPR6ES SLD	4008	.030"
3X 24"	277cc CUB CADET	BPR6ES SLD	4008	.030"
3X 24" HD	277cc CUB CADET	BPR6ES SLD	4008	.030"
3X 26" HD TRAC	357cc CUB CADET	BPR6ES SLD	4008	.030"
3X 26", 3X 28", 3X 26" HD	357cc CUB CADET	BPR6ES SLD	4008	.030"
3X 30" HD	420cc CUB CADET	BPR6ES SLD	4008	.030"
3X 30" HD TRAC	420cc CUB CADET	BPR6ES SLD	4008	.030"
STRING TRIMMER				
BC280	27cc	BM6F ^	6221	.028"
SS270	27cc	BM6F ^	6221	.028"
ST100	159cc CUB CADET	BPR5ES SLD	4006	.032"
ST228	27cc	BM6F ^	6221	.028"
ST23	22.2cc	BPMR7A SLD	6703	.025"
ST26	25.6cc	BPMR7A SLD	6703	.025"
ST35	34.4cc	BPMR7A SLD	6703	.025"
TILLER				
FT24R, FT24, RT35, RT45, RT65, RT65ES	208cc CUB CADET	BPR6ES SLD	4008	.030"
RT65	KOHLER SH265	BKR5ES	2460	.030"
RT65H	5.2HP HONDA GC190	BPR6ES SLD #	4008	.032"
VT100	208cc CUB CADET	BPR6ES SLD	4008	.030"
	6.5HP B&S INTEK OHV	BKR5ES	2460	.030"
CUNNINGHAM				
14MM HD		B6S	3510	.025"
18MM HD		AB-6	2910	.025"
CUSHMAN				
AERATOR				
	7HP KOHLER	B2-LM	1147	.030"
	8HP KOHLER	B2-LM	1147	.030"
	8.5HP 227cc	BPR5ES SLD	4006	.030"
	14HP B&S	BKR5ES	2460	.030"
	16HP B&S	BKR5ES	2460	.030"
	18HP B&S	BKR5ES	2460	.030"
	18HP KOHLER V-TWIN	B2-LM	1147	.040"
	22HP 222cc	UR4	6630	.025"
	27HP	BP5ES	7832	.032"
	27HP 327cc	BP5ES	7832	.032"
	DAIHATSU 3CYL	BPR5ES SLD #	4006	.032"
GROOM MASTER				
	16HP	BKR5ES	2460	.030"
GT-1	14HP	BKR5ES	2460	.030"

Outdoor Power Equipment

Denotes Original Equipment
 ^ Available in Blister Pack (see page 6)

Note: Due to different operating or engine conditions an alternate heat range plug maybe required.

MAKE & MODEL	ENGINE	REGULAR PLUG	STK#	GAP
CUSHMAN Cont'd				
JR. TURF-TRUCKSTER	18HP	BKR5ES	2460	.040"
SPRINTER		BPR5ES SLD	4006	.030"
TRUCKSTER	20HP KAWASAKI FD620D	BMR2A-10 #	4452	.040"
TURF-TRUCKSTER				
	22HP	UR4	6630	.025"
	27HP	BP5ES	7832	.032"
UTV-MAX, UTV-MAXIM		BKR5ES	2460	.030"
VAC MASTER		BKR5ES	2460	.030"
DAVID BRADLEY				
14MM HD		B6S	3510	.025"
18MM HD		AB-6	2910	.025"
DAVIS				
COMMANDO		BM6A SLD	6021	.025"
DERBY				
SNOW THROWER				
	8HP B&S OHV	BKR5ES	2460	.030"
	9HP B&S OHV	BKR5ES	2460	.030"
	10HP B&S OHV	BKR5ES	2460	.030"
	11HP B&S OHV	BKR5ES	2460	.030"
	12HP B&S OHV	BKR5ES	2460	.030"
	13HP B&S	BKR5ES	2460	.030"
DEVILBISS				
AIR COMPRESSOR				
	5HP B&S	BR2-LM SLD	3841	.030"
	5HP TECUMSEH	BR2-LM SLD	3841	.030"
	5.5HP TECUMSEH	BR2-LM SLD	3841	.030"
PRESSURE WASHER				
	8HP HONDA GX240	BPR6ES SLD #	4008	.032"
	9HP HONDA GX270	BPR6ES SLD #	4008	.032"
	11HP HONDA GX340	BPR6ES SLD #	4008	.032"
	13HP HONDA GX390	BPR6ES SLD #	4008	.032"
DIADEM				
MULCHER				
	12HP KOHLER K301	B-6L	3212	.025"
	16HP KOHLER K341	B-6L	3212	.025"
	B&S	B2-LM	1147	.025"
DIDIER				
LOG SPLITTER				
	B&S	B2-LM	1147	.030"
DITCH WITCH				
100SX PLOW	11HP HONDA GX340	BPR6ES-11 #	7133	.044"
255SX VIBRATORY PLOW	P224 ONAN	TR5	2238	.025"
SK300	13HP HONDA GX390	BPR6ES SLD #	4008	.032"
SK500	24HP HONDA GX670	ZGR5A #	5077	.028"
DOBBINS				
SPRAYER				
	B&S	B2-LM	1147	.030"
	TECUMSEH	BR4-LM	4133	.025"

MAKE & MODEL	ENGINE	REGULAR PLUG	STK#	GAP
DOLMAR				
BLOWER				
PB-250	24.5cc ROBIN	BMR7A #	4226	.028"
PB-250.4	24.5cc ROBIN	CMR6A #	1223	.024"
PB-251.4	24.5cc ROBIN	CMR6A #	1223	.024"
PB-500R	48.6cc ROBIN	BPM7A SLD #	7472	.028"
PB-7601.4, PB7602.4	75.6cc	CMR6A #	1223	.024"
PR-500R	48.6cc ROBIN	BPM7A SLD #	7472	.028"
BRUSHCUTTER				
MS-20C	1.1HP ROBIN	BMR7A #	4226	.028"
MS-30U	30cc DOLMAR	BPMR7A SLD	6703	.020"
MS-245.4U	24.5cc	CMR4A #	5474	.032"
MS-260U	25.6cc MITSUBISHI	BPMR8Y ^	2218	.020"
MS-261U	25.6cc	BPMR8Y # ^	2218	.028"
MS-331U	32.6cc	BPMR8Y # ^	2218	.028"
MS-330U	32.6cc MITSUBISHI	BPMR8Y ^	2218	.020"
MS-340	33cc DOLMAR	BMR7A	4226	.020"
MS-2501	1.3KW ROBIN	BMR7A #	4226	.028"
MS-2810	1.5HP ROBIN	BMR7A #	4226	.028"
MS-3200	30.5cc DOLMAR	BPMR7A SLD	6703	.025"
MS-3210	30.5cc DOLMAR	BPMR7A SLD	6703	.025"
MS-3300	33cc DOLMAR	BMR7A	4226	.025"
MS-3310	33cc DOLMAR	BMR7A	4226	.025"
MS-4000	39cc DOLMAR	BMR7A	4226	.025"
MS-4010	39cc DOLMAR	BMR7A	4226	.025"
MS-4500	45cc DOLMAR	BMR7A	4226	.020"
MS-4510	45cc DOLMAR	BMR7A	4226	.020"
HEDGE TRIMMER				
HT2045D	1.1HP ROBIN	BMR7A #	4226	.028"
HT2062E	1.1HP ROBIN	BMR7A #	4226	.028"
HT2145D	21cc ROBIN	BPM7A SLD #	7472	.028"
HT2162E	21cc ROBIN	BPM7A SLD #	7472	.028"
HT2249D	21cc	BPMR4A SLD #	5113	.028"
MH-246.4DS	25.4cc	CMR4A #	5474	.032"
MH-2556	24.5cc	BMR7A #	4226	.028"
LINE TRIMMER				
LT-27	25.7cc DOLMAR	BPMR7A SLD #	6703	.028"
LT-30	30cc DOLMAR	BPMR7A SLD	6703	.020"
LT-210	21cc ROBIN	BPM7A SLD #	7472	.028"
LT-250	24.5cc ROBIN	BMR7A #	4226	.028"
POLE SAW				
ME-246.4	25.4cc	CMR4A #	5474	.032"
POWER CUTTER				
309	70cc DOLMAR	BPMR6A # ^	6726	.020"
343	90cc DOLMAR	BPMR6A # ^	6726	.020"
PC-6114	60.7cc DOLMAR	BPMR7A SLD #	6703	.028"
PC-6212	62cc DOLMAR	BPMR7A SLD	6703	.020"
PC-6214	62cc DOLMAR	BPMR7A SLD	6703	.020"
PC-6412	64cc DOLMAR	BPMR7A SLD	6703	.020"
PC-6414	64cc DOLMAR	BPMR7A SLD	6703	.020"
PC-6430	64cc DOLMAR	BPMR7A SLD	6703	.020"
PC-6435	64cc DOLMAR	BPMR7A SLD	6703	.020"
PC-6530	64cc DOLMAR	BPMR7A SLD #	6703	.028"
PC-6535	64cc DOLMAR	BPMR7A SLD #	6703	.028"
PC-7312	73cc DOLMAR	BPMR7A SLD	6703	.020"



Denotes Original Equipment

^ Available in Blister Pack (see page 6)

Note: Due to different operating or engine conditions an alternate heat range plug maybe required.

MAKE & MODEL	ENGINE	REGULAR PLUG	STK#	GAP
DOLMAR Cont'd				
PC-7314	73cc DOLMAR	BPMR7A SLD	6703	.020"
PC-7330	73cc DOLMAR	BPMR7A SLD	6703	.020"
PC-7335	73cc DOLMAR	BPMR7A SLD	6703	.020"
PC-7412	73cc 2-Stroke	BPMR7A SLD #	6703	.028"
PC-7414	73cc 2-Stroke	BPMR7A SLD #	6703	.028"
PC-7430	73cc 2-Stroke	BPMR7A SLD #	6703	.028"
PC-7435	73cc 2-Stroke	BPMR7A SLD #	6703	.028"
PC-8216	81cc. 2-Stroke	BPMR7A SLD #	6703	.028"
PC-8240	81cc. 2-Stroke	BPMR7A SLD #	6703	.028"
STICK EDGER				
PE-250	24.5cc ROBIN	BMR7A #	4226	.028"
PE-251	24.5cc	BPMR8Y # ^	2218	.028"
PE-254.4	25.4cc	CMR4A #	5474	.032"
STRING TRIMMER				
CS-246.4C	25.4cc	CMR4A #	5474	.032"
CS-2464C BC	25.4cc	CMR4A #	5474	.032"
MS-20C	19.8cc ROBIN	BMR7A #	4226	.028"
MS-22C	21cc ROBIN	BPM7A SLD #	7472	.028"
MS-27C	25.7cc	BPMR7A SLD #	6703	.028"
MS-30C	30cc DOLMAR	BPMR7A SLD	6703	.020"
MS-230C	22.6cc MITSUBISHI 2-Stroke	BPMR8Y ^	2218	.020"
MS-231C	22.6cc MITSUBISHI 2-Stroke	BPMR8Y # ^	2218	.028"
MS-245.4	24.5cc	CMR4A #	5474	.032"
MS-245.4C	24.5cc	CMR4A #	5474	.032"
MS-245.4U	24.5cc	CMR4A	5474	.020"
MS-246.4C	25.4cc	CMR4A #	5474	.032"
MS-253	24.5cc ROBIN	BPM7A SLD #	7472	.028"
MS-256.4C	25.4cc	CMR4A #	5474	.032"
MS-260C	25.6cc MITSUBISHI	BPMR8Y ^	2218	.020"
MS-261C	25.6cc	BPMR8Y # ^	2218	.020"
MS-261U	25.6cc MITSUBISHI 2-Stroke	BPMR8Y ^	2218	.020"
MS-330C	32.6cc MITSUBISHI 2-Stroke	BPMR8Y ^	2218	.020"
MS-331C	32.6cc MITSUBISHI 2-Stroke	BPMR8Y # ^	2218	.028"
MS-331U	32.6cc MITSUBISHI 2-Stroke	BPMR8Y ^	2218	.020"
MS-335.4C	33.5cc	CMR4A #	5474	.032"
MP-352.4	33.5cc	CMR6A #	1223	.024"
MS-2501	24.5cc ROBIN	BMR7A #	4226	.028"
MS-2514	24.5cc ROBIN	CMR6A #	1223	.028"
MS-2810	27.2cc ROBIN	BMR7A #	4226	.028"
MS-3200	30.5cc ROBIN	BPMR7A SLD	6703	.020"
DR PRODUCTS				
AERATOR				
	205cc B&S	BKR5ES	2460	.030"
CHIPPER/SHREDDER				
9.5 FPT (OCT 2015 - PRESENT)	9.5FPT B&S 950 SERIES	BKR5ES	2460	.030"
21.0 FPT (OCT 2015 - PRESENT)	21.0HP B&S VANGUARD	BKR5ES	2460	.030"

MAKE & MODEL	ENGINE	REGULAR PLUG	STK#	GAP
DR PRODUCTS Cont'd				
CS184	18HP B&S VANGUARD	BKR5ES	2460	.030"
CS1150	11.5FPT B&S 1150 SERIES	BKR5ES	2460	.030"
CS1450	14.5FPT B&S 1450 SERIES	BKR5ES	2460	.030"
CST800	8FPT B&S 825 SERIES	BKR5ES	2460	.030"
LAWN VACUUM				
9.59 PREMIER	223cc B&S	BKR5ES	2460	.030"
11.50 PREMIER	11.5FPT B&S 1150 SERIES	BKR5ES	2460	.030"
13.28 PRO	205cc B&S	BKR5ES	2460	.030"
16.96 PRO-XL	389cc B&S	BKR5ES	2460	.030"
LOG SPLITTER				
22/28 TON HORIZONTAL	6.5HP KOHLER SH265	BKR5ES	2460	.030"
34 TON VERTICAL/HORIZONTAL	14.5FPT B&S 1450 SERIES	BKR5ES	2460	.030"
K22 PREMIER	3HP OHV 99cc	BPR7HS ^	6422	.028"
K28 PRO	5.8HP OHV	BPR6ES SLD	4008	.030"
K34 PRO-XL	208cc B&S	BKR5ES	2460	.030"
POWERWAGON				
6.25 PREMIER	6.25HP B&S QUANTUM	BR2-LM SLD	3841	.030"
6.75 PRO	6.75HP B&S QUANTUM GT	BR2-LM SLD	3841	.030"
STUMPGRINDERS				
9.5	9.5FPT B&S 950 SERIES	BKR5ES	2460	.030"
14.5 PRO	14.5FPT B&S 1450 SERIES	BKR5ES	2460	.030"
16.5 PRO-XL	16.5FPT B&S 1650 SERIES	BKR5ES	2460	.030"
6HP PREMIER	6HP SUBARU EX17	BR6HS # ^	3922	.028"
9HP PRO	9HP SUBARU EX27	BR6HS # ^	3922	.028"
TILLER				
ROTO-HOG PREMIER/PRO	9.5FPT B&S 950 SERIES	BKR5ES	2460	.030"
TOWABLE BACKHOE				
	305cc B&S XR SERIES	BKR5ES	2460	.030"
DYNAMARK				
ALL	11HP B&S	B2-LM	1147	.025"
ALL	12HP B&S	B2-LM	1147	.025"
ALL	12.5HP B&S	B2-LM	1147	.025"
ALL	B&S	BR6S	3522	.025"
ALL	TECUMSEH	BR6S	3522	.025"
EARTH KING				
POWER AUGER				
	B&S	B2-LM	1147	.025"
	TECUMSEH	BR6S	3522	.025"
EARTHMASTER				
R		B6S	3510	.025"
S		AB-6	2910	.025"
SRR		AB-6	2910	.025"
EARTHQUAKE				
CHIPPER/SHREDDER				
14267	212cc	BPR6ES SLD #	4008	.032"

Outdoor Power Equipment

Denotes Original Equipment

^ Available in Blister Pack (see page 6)

Note: Due to different operating or engine conditions an alternate heat range plug maybe required.

MAKE & MODEL	ENGINE	REGULAR PLUG	STK#	GAP
EARTHQUAKE Cont'd				
19307	212cc	BPR6ES SLD #	4008	.032"
9010300, 9010400	10HP B&S INTEK OHV	BKR5ES	2460	.030"
9010400	14.5FPT B&S 1450 SERIES	BKR5ES	2460	.030"
9060300	6HP B&S INTEK OHV	BKR5ES	2460	.030"
9080300	8HP B&S INTEK OHV	BKR5ES	2460	.030"
EARTH AUGER				
8900E	2HP TECUMSEH	BPMR6A ^	6726	.030"
9000E	3HP TECUMSEH	BPMR6A ^	6726	.030"
9800H	5.5HP HONDA	BPR6ES SLD #	4008	.032"
LOG SPLITTER				
RW2265H	5.5HP HONDA	BPR6ES SLD #	4008	.032"
RW2265IC	6.5HP B&S IC	BKR5ES	2460	.030"
RW2808H	8HP HONDA	BPR6ES SLD #	4008	.032"
RW2808IC	8HP B&S IC	BR2-LM SLD	3841	.030"
W2808	8HP B&S INTEK OHV	BKR5ES	2460	.030"
POWER DRILL				
8900WC	2HP TECUMSEH	BPMR6A ^	6726	.030"
TILLER				
5055, 7055, 7155	6HP B&S INTEK IC	BKR5ES	2460	.030"
6015V	212cc	BPR6ES SLD #	4008	.032"
BADGER	KOHLER XT675 SERIES	DCPR6E # ^	3481	.036"
MC43	43cc	BMR6A SLD #	4002	.028"
MC440	4-Stroke VIPER ENGINE	CMR6A #	1223	.024"
R3365	6.5HP B&S	BKR5ES	2460	.030"
R3365H, R5055H, R7055H	5.5HP HONDA	BPR6ES SLD #	4008	.032"
R3365IC, R5055IC, R7055IC	6HP B&S IC	BR2-LM SLD	3841	.030"
EASY LAWN				
HYDRO SEEDING SYSTEM	13.5HP ROBIN	BPR5ES SLD #	4006	.032"
EASY RAKE				
BLOWERS, CHIPPERS, RAKE, THATCHER, VACUUM				
	3.5HP B&S	B2-LM	1147	.025"
	3.5HP TECUMSEH	BR2-LM SLD	3841	.025"
	4HP HONDA OHV	BP4ES #	6928	.028"
	5HP B&S	B2-LM	1147	.025"
	5.5HP HONDA OHV	BP4ES #	6928	.028"
	6HP KOHLER OHV	BKR5ES	2460	.030"
	7.9HP KAWASAKI	B6S	3510	.025"
	8HP B&S	B2-LM	1147	.025"
	8HP HONDA OHV	BP4ES #	6928	.028"
ECHO				
BED REDEFINER				
BRD-280	28.1cc	BPMR8Y # ^	2218	.028"
CHIPPER				
CH4400	SUBARU EX40	BR6HS # ^	3922	.028"

MAKE & MODEL	ENGINE	REGULAR PLUG	STK#	GAP
ECHO Cont'd				
CH5653	SUBARU EH65	BPR6ES SLD #	4008	.032"
CH6730H	KOHLER COMMAND PRO	BKR5ES	2460	.030"
CH8720IH	SUBARU EH720 EFI	BPR4ES SLD ^	6578	.036"
CH8993H	993cc B&S VANGUARD V-TWIN	BKR5ES	2460	.030"
CUT-OFF SAW				
CSG-670		BPM6A #	7021	.028"
CSG-680		BPM7Y #	4921	.028"
CSG-6700	66.7cc	BPM6A #	7021	.028"
DEBRIS LOADER				
DL8390	13HP HONDA GX390	BPR5ES SLD #	4006	.032"
DL10570	570cc B&S VANGUARD	BKR5ES	2460	.030"
DL12653	SUBARU EH65	BPR6ES SLD #	4008	.032"
DL12720	SUBARU EH720	BPR5ES SLD #	4006	.032"
EARTH AUGER				
EA-400	42.7cc Serial Prefix 04	BPMR8Y # ^	2218	.028"
EA-410		BPMR7A SLD #	6703	.028"
EA-500	51.7cc Serial Prefix 04	BPMR8Y # ^	2218	.028"
EDGER				
PE-200	21.2cc Serial # Prefix 05 08 & 09	BPM8Y SLD #	5574	.028"
PE-200	21.2cc Serial # Prefix 07 & 10	BPMR8Y # ^	2218	.028"
PE-201	Serial # Prefix 02	BPM7Y #	4921	.028"
PE-201	Serial # Prefix 08 & 09	BPM8Y SLD #	5574	.028"
PE-225	21.2cc	BPMR8Y # ^	2218	.028"
PE-230	22.8cc - From Serial 05000000	BPMR8Y # ^	2218	.028"
PE-230	22.8cc - Serial 03001001 - 04999999	BPMR7Y #	1589	.028"
PE-231	Serial # Prefix 02	BPM7Y #	4921	.028"
PE-231	Serial # Prefix 05 & 06	BPM8Y SLD #	5574	.028"
PE-260	25.4cc Serial # Prefix 02 & 03	BPM7Y #	4921	.028"
PE-260	25.4cc Serial # Prefix 04	BPMR7A SLD #	6703	.024"
PE-260	25.4cc Serial # Prefix 05 & 06	BPM8Y SLD #	5574	.028"
PE-260	25.4cc Serial # Prefix 07	BPMR8Y # ^	2218	.028"
PE-261	25.4cc Serial # Prefix 02 & 03	BPM7Y #	4921	.028"
PE-261	25.4cc Serial # Prefix 05 & 06	BPM8Y SLD #	5574	.028"
PE-266	25.4cc	BPMR8Y # ^	2218	.028"
PE-266S	25.4cc	BPMR8Y # ^	2218	.028"
PE-280	28.1cc	BPMR8Y # ^	2218	.028"
PE-310	30.5cc Serial # Prefix 02 & 03	BPM8Y SLD #	5574	.028"
PE-310	30.5cc Serial # Prefix 04	BPMR7A SLD #	6703	.024"
PE-311	30.5cc Serial # Prefix 02 03 & 09	BPM8Y SLD #	5574	.028"



Denotes Original Equipment

^ Available in Blister Pack (see page 6)

Note: Due to different operating or engine conditions an alternate heat range plug maybe required.

MAKE & MODEL	ENGINE	REGULAR PLUG	STK#	GAP
ECHO Cont'd				
PE-311	30.5cc Serial # Prefix 11	BPM8Y SLD #	5574	.028"
PE-2000		BPM7A SLD #	7472	.028"
PE-2400		BPM7A SLD #	7472	.028"
PE-2601		BPM7A SLD #	7472	.028"
PE-2620	25.4cc	CMR7H # ^	3066	.028"
PE-3100		BPM7A SLD #	7472	.028"
ENGINE DRILL				
ED-200	21.2cc Serial # Prefix 05	BPM8Y SLD #	5574	.028"
ED-200	21.2cc Serial # Prefix 07	BPMR8Y # ^	2218	.032"
EDR-210	21.2cc Serial # Prefix 05	BPM8Y SLD #	5574	.028"
EDR-210	21.2cc Serial # Prefix 07	BPMR8Y # ^	2218	.032"
EDR-260	25.4cc Serial # Prefix 05	BPM8Y SLD #	5574	.028"
EDR-260	25.4cc Serial # Prefix 07	BPMR8Y # ^	2218	.032"
ED-2000		BPM7Y #	4921	.024"
EDR-2100		BPM7Y #	4921	.024"
EDR-2400	23.6cc	BPM7Y #	4921	.024"
HEDGE TRIMMER				
HC-150	Serial # Prefix 05, 06, 08 & 09	BPM8Y SLD #	5574	.028"
HC-150	Serial # Prefix 07 & 10	BPMR8Y # ^	2218	.028"
HC-150I	Serial # Prefix 05, 06, 08 & 09	BPM8Y SLD #	5574	.028"
HC-150I	Serial # Prefix 07 & 10	BPMR8Y # ^	2218	.028"
HC-151	Serial # Prefix 02	BPM8Y SLD #	5574	.028"
HC-151	Serial # Prefix 05, 06, 08 & 09	BPM8Y SLD #	5574	.028"
HC-151I	Serial # Prefix 05, 06, 08 & 09	BPM8Y SLD #	5574	.028"
HC-152	21.2cc	BPMR8Y # ^	2218	.028"
HC-155	21.2cc	BPMR8Y # ^	2218	.028"
HC-160	Serial # Prefix 05, 06, 08 & 09	BPM8Y SLD #	5574	.028"
HC-160	Serial # Prefix 07 & 10	BPMR8Y # ^	2218	.028"
HC-161	Serial # Prefix 02	BPM7Y #	4921	.024"
HC-161	Serial # Prefix 05, 06, 08 & 09	BPM8Y SLD #	5574	.028"
HC-165	21.2cc	BPMR8Y # ^	2218	.025"
HC-180	Serial # Prefix 05, 06, 08 & 09	BPM8Y SLD #	5574	.028"
HC-180	Serial # Prefix 07 & 10	BPMR8Y # ^	2218	.028"
HC-181	Serial # Prefix 05, 06, 08 & 09	BPM8Y SLD #	5574	.028"
HC-185	21.2cc	BPMR8Y # ^	2218	.025"
HC-200	Serial # Prefix 05, 06, 08 & 09	BPM8Y SLD #	5574	.028"
HC-200	Serial # Prefix 07 & 10	BPMR8Y # ^	2218	.028"
HC-201	Serial # Prefix 02	BPM8Y SLD #	5574	.028"
HC-201	Serial # Prefix 05, 06, 08 & 09	BPM8Y SLD #	5574	.028"
HC-230	Serial # Prefix 05 & 06	BPM8Y SLD #	5574	.028"

MAKE & MODEL	ENGINE	REGULAR PLUG	STK#	GAP
ECHO Cont'd				
HC-230	Serial # Prefix 07	BPMR8Y # ^	2218	.028"
HC-231	Serial # Prefix 05 & 06	BPM8Y SLD #	5574	.028"
HC-231	Serial # Prefix 07	BPMR8Y # ^	2218	.028"
HC-233	Serial # Prefix 02	BPM7Y #	4921	.024"
HC-233	Serial # Prefix 06	BPM8Y SLD #	5574	.028"
HC-234	Serial # Prefix 02	BPM7Y #	4921	.024"
HC-234	Serial # Prefix 06	BPM8Y SLD #	5574	.028"
HC-235	21.2cc	BPMR8Y # ^	2218	.028"
HC-245	21.2cc	BPMR8Y # ^	2218	.028"
HC-1500		BPM7A SLD #	7472	.024"
HC-1600		BPM7A SLD #	7472	.024"
HC-2000		BPM7A SLD #	7472	.024"
HC-2100		BPM7A SLD #	7472	.028"
HC-2400		BPM7A SLD #	7472	.024"
HC-2410		BPM7A SLD #	7472	.024"
HC-2420	21.2cc	BPMR8Y # ^	2218	.028"
HC-3020	21.2cc	BPMR8Y # ^	2218	.028"
HCA-260	Serial # Prefix 05 & 06	BPM8Y SLD #	5574	.028"
HCA-260	Serial # Prefix 07	BPMR8Y # ^	2218	.028"
HCA-261	Serial # Prefix 02	BPM7Y #	4921	.024"
HCA-261	Serial # Prefix 05 & 06	BPM8Y SLD #	5574	.028"
HCA-266	25.4cc	BPMR8Y # ^	2218	.028"
HCA-2400		BPM7A SLD #	7472	.024"
HCR-150	Serial # Prefix 05 & 06	BPM8Y SLD #	5574	.028"
HCR-150	Serial # Prefix 07	BPMR8Y # ^	2218	.028"
HCR-151	Serial # Prefix 02	BPM7Y #	4921	.024"
HCR-151	Serial # Prefix 05 & 06	BPM8Y SLD #	5574	.028"
HCR-1500		BPM7A SLD #	7472	.024"
SHC-210	Serial # Prefix 05, 06, 08 & 09	BPM8Y SLD #	5574	.028"
SHC-210	Serial # Prefix 07 & 10	BPMR8Y # ^	2218	.028"
SHC-211	Serial # Prefix 02	BPM7A SLD #	7472	.024"
SHC-211	Serial # Prefix 05, 06, 08 & 09	BPM8Y SLD #	5574	.028"
SHC-212	Serial # Prefix 09	BPM8Y SLD #	5574	.028"
SHC-225	21.2cc	BPMR8Y # ^	2218	.028"
SHC-260	Serial # Prefix 05 & 06	BPM8Y SLD #	5574	.028"
SHC-260	Serial # Prefix 07	BPMR8Y # ^	2218	.028"
SHC-261	Serial # Prefix 02	BPM7Y #	4921	.024"
SHC-261	Serial # Prefix 05 & 06	BPM8Y SLD #	5574	.028"
SHC-266	25.4cc	BPMR8Y # ^	2218	.028"
SHC-1700		BPM7A SLD #	7472	.024"
SHC-2100		BPM7A SLD #	7472	.024"
SHC-225S	21.2cc	BPMR8Y # ^	2218	.028"
SHC-2400		BPM7A SLD #	7472	.024"
LOG SPLITTER				
LS22	6HP SUBARU SP170 169cc	BR6HS # ^	3922	.028"
LS27	SUBARU SP210	BR6HS # ^	3922	.028"
POWER BLOWER				

Outdoor Power Equipment

Denotes Original Equipment

^ Available in Blister Pack (see page 6)

Note: Due to different operating or engine conditions an alternate heat range plug maybe required.

MAKE & MODEL	ENGINE	REGULAR PLUG	STK#	GAP
ECHO Cont'd				
PB-200	21.2cc Serial # Prefix 05 06 08 & 09	BPM8Y SLD #	5574	.028"
PB-200	21.2cc Serial # Prefix 07 & 10	BPMR8Y # ^	2218	.028"
PB-201	21.2cc Serial # Prefix 02	BPM7Y #	4921	.024"
PB-201	21.2cc Serial # Prefix 05 06 08 & 09	BPM8Y SLD #	5574	.028"
PB-210	Serial # Prefix 03	BPM8Y SLD #	5574	.028"
PB-2100		BPM7A SLD #	7472	.024"
PB-210E		BPM7A SLD #	7472	.028"
PB-211	Serial # Prefix 02	BPM8Y SLD #	5574	.028"
PB-230LN	Serial # Prefix 03	BPM7Y #	4921	.024"
PB-230LN	Serial # Prefix 04	BPMR7A SLD #	6703	.024"
PB-230LN	Serial # Prefix 05	BPM8Y SLD #	5574	.028"
PB-230LN	Serial # Prefix 07	BPMR8Y # ^	2218	.028"
PB-231LN	Serial # Prefix 02	BPM7Y #	4921	.024"
PB-231LN	Serial # Prefix 06	BPM8Y SLD #	5574	.028"
PB-250LN	25.4cc	BPM8Y SLD #	5574	.028"
PB-255LN	25.4cc	BPM8Y SLD #	5574	.028"
PB-260I	Serial # Prefix 05	BPM8Y SLD #	5574	.028"
PB-260I	Serial # Prefix 07	BPMR8Y # ^	2218	.028"
PB-260L	Serial # Prefix 03	BPM7Y #	4921	.024"
PB-260L	Serial # Prefix 04	BPMR7A SLD #	6703	.024"
PB-260L	Serial # Prefix 05	BPM8Y SLD #	5574	.028"
PB-260L	Serial # Prefix 07	BPMR8Y # ^	2218	.028"
PB-261I	Serial # Prefix 06	BPM8Y SLD #	5574	.028"
PB-261L	Serial # Prefix 02	BPM7Y #	4921	.024"
PB-261L	Serial # Prefix 06	BPM8Y SLD #	5574	.028"
PB-265LN	25.4cc	BPM8Y SLD #	5574	.028"
PB-400E		BMR6A SLD #	4002	.028"
PB-403	Serial # Prefix 03	BPM7Y #	4921	.028"
PB-403H	Serial # Prefix 03 & 09	BPM8Y SLD #	5574	.028"
PB-403H	Serial # Prefix 04 & 10	BPMR8Y # ^	2218	.028"
PB-403T	Serial # Prefix 03 & 09	BPM8Y SLD #	5574	.028"
PB-403T	Serial # Prefix 04 & 10	BPMR8Y # ^	2218	.028"
PB-410	Serial # Prefix 03 & 09	BPM8Y SLD #	5574	.028"
PB-411	Serial # Prefix 02 & 09	BPM8Y SLD #	5574	.028"
PB-413H	Serial # Prefix 08 & 09	BPM8Y SLD #	5574	.028"
PB-413T	Serial # Prefix 02 & 08	BPM8Y SLD #	5574	.028"
PB-460LN	Serial # Prefix 03 & 09	BPM8Y SLD #	5574	.028"
PB-460LN	Serial # Prefix 04 & 10	BPMR8Y # ^	2218	.028"
PB-461LN	Serial # Prefix 02 & 09	BPM8Y SLD #	5574	.028"
PB-46HT		BPM7A SLD #	7472	.024"
PB-46LN		BPM8Y SLD #	5574	.028"
PB-46LN		BPM7A SLD #	7472	.024"
PB-500H	50.8cc	BPM8Y SLD #	5574	.028"
PB-500T	50.8cc	BPM8Y SLD #	5574	.028"

MAKE & MODEL	ENGINE	REGULAR PLUG	STK#	GAP
ECHO Cont'd				
PB-580H	58.2cc	BPMR8Y # ^	2218	.028"
PB-580T	58.2cc	BPMR8Y # ^	2218	.028"
PB-600		BPM7Y #	4921	.024"
PB-601		BPM7Y #	4921	.024"
PB-602	Serial # Prefix 03	BPM7Y #	4921	.024"
PB-602	Serial # Prefix 04	BPMR7A SLD #	6703	.024"
PB-603	Serial # Prefix 03	BPM7Y #	4921	.024"
PB-603	Serial # Prefix 04	BPMR7A SLD #	6703	.024"
PB-60HT		BPM7A SLD #	7472	.024"
PB-610	Serial # Prefix 02 & 09	BPM8Y SLD #	5574	.028"
PB-610	Serial # Prefix 10	BPMR8Y # ^	2218	.028"
PB-611	Serial # Prefix 02 & 09	BPM8Y SLD #	5574	.028"
PB-620	Serial # Prefix 09	BPM8Y SLD #	5574	.028"
PB-620	Serial # Prefix 10	BPMR8Y # ^	2218	.028"
PB-650	Serial # Prefix 03	BPM8Y SLD #	5574	.028"
PB-650	Serial # Prefix 04	BPMR8Y # ^	2218	.032"
PB-650H	Serial # Prefix 05	BPM8Y SLD #	5574	.028"
PB-650H	Serial # Prefix 07	BPMR8Y # ^	2218	.032"
PB-650T	Serial # Prefix 05	BPM8Y SLD #	5574	.028"
PB-650T	Serial # Prefix 07	BPMR8Y # ^	2218	.032"
PB-651H	Serial # Prefix 06	BPM8Y SLD #	5574	.028"
PB-651H	Serial # Prefix 07	BPMR8Y # ^	2218	.032"
PB-651T	Serial # Prefix 06	BPM8Y SLD #	5574	.028"
PB-651T	Serial # Prefix 07	BPMR8Y # ^	2218	.032"
PB-750H	Serial # Prefix 05	BPM8Y SLD #	5574	.028"
PB-750H	Serial # Prefix 07	BPMR8Y # ^	2218	.032"
PB-750T	Serial # Prefix 05	BPM8Y SLD #	5574	.028"
PB-750T	Serial # Prefix 07	BPMR8Y # ^	2218	.032"
PB-751H	Serial # Prefix 06	BPM8Y SLD #	5574	.028"
PB-751H	Serial # Prefix 07	BPMR8Y # ^	2218	.032"
PB-751T	Serial # Prefix 06	BPM8Y SLD #	5574	.028"
PB-751T	Serial # Prefix 07	BPMR8Y # ^	2218	.032"
PB-755SH	63.3cc	BPMR8Y # ^	2218	.028"
PB-755ST	63.3cc	BPMR8Y # ^	2218	.028"
PB-760LNH	63.3cc	BPMR8Y # ^	2218	.028"
PB-760LNT	63.3cc	BPMR8Y # ^	2218	.028"
PB-770H	63.3cc	BPMR8Y # ^	2218	.028"
PB-770T	63.3cc	BPMR8Y # ^	2218	.028"
PB-1000		BPM7A SLD #	7472	.024"
PB-2400		BPM7A SLD #	7472	.024"
PB-4600		BPM7A SLD #	7472	.024"
PB-6000		BPM7A SLD #	7472	.024"
PRO ATTACHMENT SERIES				
PAS-211	Serial # Prefix 02	BPM7Y #	4921	.024"
PAS-225	21.2cc	BPMR8Y # ^	2218	.028"
PAS-225SB	21.2cc	BPMR8Y # ^	2218	.028"
PAS-225VPB	21.2cc	BPMR8Y # ^	2218	.025"
PAS-230	22.8cc	BPMR8Y # ^	2218	.028"
PAS-231	Serial # Prefix 02	BPM7Y #	4921	.024"
PAS-231	Serial # Prefix 05 & 06	BPM8Y SLD #	5574	.028"
PAS-260	25.4cc Serial Prefix 02 & 03	BPM7Y #	4921	.024"
PAS-260	25.4cc Serial Prefix 04	BPMR7A SLD #	6703	.024"



Denotes Original Equipment

^ Available in Blister Pack (see page 6)

Note: Due to different operating or engine conditions an alternate heat range plug maybe required.

MAKE & MODEL	ENGINE	REGULAR PLUG	STK#	GAP
ECHO Cont'd				
PAS-260	25.4cc Serial Prefix 05 & 06	BPM8Y SLD #	5574	.028"
PAS-260	25.4cc Serial Prefix 07	BPMR8Y # ^	2218	.032"
PAS-261	25.4cc Serial Prefix 02 & 03	BPM7Y #	4921	.024"
PAS-261	25.4cc Serial Prefix 05 & 06	BPM8Y SLD #	5574	.028"
PAS-266	25.4cc	BPMR8Y # ^	2218	.028"
PAS-280	28.1cc	BPMR8Y # ^	2218	.028"
PAS-2000		BPM7A SLD #	7472	.028"
PAS-2100		BPM7A SLD #	7472	.028"
PAS-2400		BPM7A SLD #	7472	.028"
PAS-2601		BPM7Y #	4921	.024"
PPF-210	21.2cc Serial # Prefix 05 06 08 & 09	BPM8Y SLD #	5574	.028"
PPF-210	21.2cc Serial # Prefix 07 & 10	BPMR8Y # ^	2218	.032"
PPF-211	Serial # Prefix 02	BPM7Y #	4921	.028"
PPF-211	Serial # Prefix 05, 06, 08 & 09	BPM8Y SLD #	5574	.028"
PPF-2110		BPM7A SLD #	7472	.028"
PPF-225	21.2cc	BPMR8Y # ^	2218	.028"
PPF-280	28.1cc	BPMR8Y # ^	2218	.028"
PPF-2100		BPM7A SLD #	7472	.028"
PPFD-2400		BPM7A SLD #	7472	.028"
PPSR-2122		BPM7A SLD #	7472	.028"
PPSR-2433		BPM7A SLD #	7472	.028"
PPT-230	22.8cc Serial # Prefix 02 & 03	BPM7Y #	4921	.028"
PPT-230	22.8cc Serial # Prefix 04	BPMR7A SLD #	6703	.024"
PPT-230	22.8cc Serial # Prefix 05 & 06	BPM8Y SLD #	5574	.028"
PPT-230	22.8cc Serial # Prefix 07	BPMR8Y # ^	2218	.032"
PPT-231	22.8cc Serial # Prefix 02 & 03	BPM7Y #	4921	.028"
PPT-231	22.8cc Serial # Prefix 05 & 06	BPM8Y SLD #	5574	.028"
PPT-260	25.4cc Serial # Prefix 02 & 03	BPM7Y #	4921	.028"
PPT-260	25.4cc Serial # Prefix 04	BPMR7A SLD #	6703	.024"
PPT-260	25.4cc Serial # Prefix 05 & 06	BPM8Y SLD #	5574	.028"
PPT-260	25.4cc Serial # Prefix 07	BPMR8Y # ^	2218	.032"
PPT-261	25.4cc Serial # Prefix 02 & 03	BPM7Y #	4921	.028"
PPT-261	25.4cc Serial # Prefix 05 & 06	BPM8Y SLD #	5574	.028"
PPT-266	25.4cc	BPMR8Y # ^	2218	.028"
PPT-266H	25.4cc	BPMR8Y # ^	2218	.028"
PPT-280	28.1cc	BPMR8Y # ^	2218	.028"
PPT-2100		BPM7A SLD #	7472	.028"
PRUNER				
SRS-2100		BPM7A SLD #	7472	.028"
SRS-2400		BPM7A SLD #	7472	.028"
SHRED & VAC				

MAKE & MODEL	ENGINE	REGULAR PLUG	STK#	GAP
ECHO Cont'd				
ES210	22.2cc Serial # Prefix 05 06 08 & 09	BPM8Y SLD #	5574	.028"
ES210	22.2cc Serial # Prefix 07 & 10	BPMR8Y # ^	2218	.032"
ES211	Serial # Prefix 02	BPMR8Y # ^	2218	.032"
ES211	Serial # Prefix 05, 06, 08 & 09	BPM8Y SLD #	5574	.028"
ES-230	22.8cc Serial # Prefix 05 & 06	BPM8Y SLD #	5574	.028"
ES-230	22.8cc Serial # Prefix 07	BPMR8Y # ^	2218	.032"
ES-231	Serial # Prefix 02	BPM7Y #	4921	.024"
ES-231	Serial # Prefix 05 & 06	BPM8Y SLD #	5574	.028"
ES-250	25.4cc	BPMR8Y # ^	2218	.028"
ES-255	25.4cc	BPMR8Y # ^	2218	.028"
SHREDDER				
SC2170	6HP SUBARU SP170 169cc	BR6HS # ^	3922	.028"
SC3206	205cc B&S	BKR5ES	2460	.030"
SC3265	9HP SUBARU EX27	BR6HS # ^	3922	.028"
SC3305	305cc B&S OHV	BKR5ES	2460	.030"
SC3305E	305cc B&S OHV	BKR5ES	2460	.030"
SC3342	342cc B&S OHV	BKR5ES	2460	.030"
SC5720B	SUBARU EH720	BPR5ES SLD #	4006	.032"
SPRAYER & MISTER				
SHR-210	21.2cc	BPM8Y SLD #	5574	.028"
SHR-2100		BPM7Y #	4921	.024"
STUMP GRINDER				
SG340	11HP HONDA GXV340	BPR6ES SLD #	4008	.032"
TILLER				
TC210	21.2cc	BPMR8Y # ^	2218	.028"
TC210I	21.2cc Serial # Prefix 05 & 09	BPM8Y SLD #	5574	.028"
TC210I	21.2cc Serial # Prefix 07 & 10	BPMR8Y # ^	2218	.032"
TC2100		BPM7Y #	4921	.024"
TRIMMER/BRUSHCUTTER				
GT-200EZR	Serial # Prefix 05	BPM8Y SLD #	5574	.028"
GT-200I	Serial # Prefix 05 & 08	BPM8Y SLD #	5574	.028"
GT-200I	Serial # Prefix 07 & 10	BPMR8Y # ^	2218	.032"
GT-200R	Serial # Prefix 05 & 08	BPM8Y SLD #	5574	.028"
GT-200R	Serial # Prefix 07 & 10	BPMR8Y # ^	2218	.032"
GT-201	Serial Prefix 02	BPM7A SLD #	7472	.024"
GT-201EZR	Serial Prefix 02	BPM7A SLD #	7472	.024"
GT-201I	Serial # Prefix 06 & 09	BPM8Y SLD #	5574	.028"
GT-201IEZR	Serial Prefix 06	BPM8Y SLD #	5574	.028"
GT-201R	Serial # Prefix 06 & 09	BPM8Y SLD #	5574	.028"
GT-201R	Serial Prefix 02	BPM7A SLD #	7472	.024"
GT-225	21.2cc	BPMR8Y # ^	2218	.028"
GT-225I	21.2cc	BPMR8Y # ^	2218	.028"
GT-225L	21.2cc	BPMR8Y # ^	2218	.028"
GT-225SF	21.2cc	BPMR8Y # ^	2218	.028"

Outdoor Power Equipment

Denotes Original Equipment
 ^ Available in Blister Pack (see page 6)

Note: Due to different operating or engine conditions an alternate heat range plug maybe required.

MAKE & MODEL	ENGINE	REGULAR PLUG	STK#	GAP
ECHO Cont'd				
GT-230	Serial # Prefix 05	BPM8Y SLD #	5574	.028"
GT-230	Serial # Prefix 07	BPMR8Y # ^	2218	.032"
GT-231	Serial Prefix 02	BPM7A SLD #	7472	.024"
GT-231	Serial Prefix 06	BPM8Y SLD #	5574	.028"
GT-251	Serial # Prefix 08 & 09	BPM8Y SLD #	5574	.028"
GT-251	Serial Prefix 10	BPMR8Y # ^	2218	.032"
GT-251E	Serial # Prefix 08 & 09	BPM8Y SLD #	5574	.028"
GT-2000		BPM7A SLD #	7472	.024"
GT-2000EZR	Serial # Prefix 03	BPM7A SLD #	7472	.024"
GT-2000EZR	Serial # Prefix 04	BPMR7A SLD #	6703	.024"
GT-2000R	Serial # Prefix 03	BPM7A SLD #	7472	.024"
GT-2000SB		BPM7A SLD #	7472	.024"
GT-2400		BPM7A SLD #	7472	.024"
SRB-261U	Serial # Prefix 06	BPM8Y SLD #	5574	.028"
SRM-210	Serial # Prefix 05, 08 & 09	BPM8Y SLD #	5574	.028"
SRM-210	Serial # Prefix 07 & 10	BPMR8Y # ^	2218	.032"
SRM-210I	Serial # Prefix 05 & 08	BPM8Y SLD #	5574	.028"
SRM-210I	Serial # Prefix 07 & 10	BPMR8Y # ^	2218	.032"
SRM-210SB	Serial # Prefix 05, 08 & 09	BPM8Y SLD #	5574	.028"
SRM-210SB	Serial # Prefix 07 & 10	BPMR8Y # ^	2218	.032"
SRM-210U	Serial # Prefix 05 & 08	BPM8Y SLD #	5574	.028"
SRM-210U	Serial # Prefix 07 & 10	BPMR8Y # ^	2218	.032"
SRM-211	Serial # Prefix 02	BPM7A SLD #	7472	.024"
SRM-211	Serial # Prefix 06 & 09	BPM8Y SLD #	5574	.028"
SRM-2110		BPM7A SLD #	7472	.024"
SRM-211I	Serial # Prefix 06 & 09	BPM8Y SLD #	5574	.028"
SRM-211SB	Serial # Prefix 02	BPM7A SLD #	7472	.024"
SRM-211SB	Serial # Prefix 06 & 09	BPM8Y SLD #	5574	.028"
SRM-211U	Serial # Prefix 02, 06 & 09	BPM7A SLD #	7472	.024"
SRM-225	21.2cc	BPMR8Y # ^	2218	.028"
SRM-225I	21.2cc	BPMR8Y # ^	2218	.028"
SRM-225U	21.2cc	BPMR8Y # ^	2218	.028"
SRM-230	22.8cc	BPMR8Y # ^	2218	.028"
SRM-230S	Serial # Prefix 05 & 06	BPM8Y SLD #	5574	.028"
SRM-230S	Serial # Prefix 07	BPMR8Y # ^	2218	.032"
SRM-230U	Serial # Prefix 05 & 06	BPM8Y SLD #	5574	.028"
SRM-230U	Serial # Prefix 07	BPMR8Y # ^	2218	.032"
SRM-231	Serial # Prefix 02	BPM7Y #	4921	.024"
SRM-231	Serial # Prefix 06	BPM8Y SLD #	5574	.028"
SRM-231S	Serial # Prefix 06	BPM8Y SLD #	5574	.028"
SRM-231U	Serial # Prefix 02	BPM7A SLD #	7472	.024"
SRM-231U	Serial # Prefix 06	BPM8Y SLD #	5574	.028"
SRM-2410		BPM7A SLD #	7472	.024"
SRM-251	Serial # Prefix 08 & 09	BPM8Y SLD #	5574	.028"

MAKE & MODEL	ENGINE	REGULAR PLUG	STK#	GAP
ECHO Cont'd				
SRM-251	Serial # Prefix 10	BPMR8Y # ^	2218	.032"
SRM-251E	Serial # Prefix 08 & 09	BPM8Y SLD #	5574	.028"
SRM-255	21.2cc	BPMR8Y # ^	2218	.025"
SRM-260	Serial # Prefix 03	BPM7A SLD #	7472	.024"
SRM-260	Serial # Prefix 04	BPMR7A SLD #	6703	.024"
SRM-260	Serial # Prefix 05 & 06	BPM8Y SLD #	5574	.028"
SRM-260	Serial # Prefix 07	BPMR8Y # ^	2218	.032"
SRM-2601		BPM7A SLD #	7472	.024"
SRM-260S	Serial # Prefix 03	BPM7A SLD #	7472	.024"
SRM-260S	Serial # Prefix 04	BPMR7A SLD #	6703	.024"
SRM-260S	Serial # Prefix 05 & 06	BPM8Y SLD #	5574	.028"
SRM-260S	Serial # Prefix 07	BPMR8Y # ^	2218	.032"
SRM-260SB	Serial # Prefix 05 & 06	BPM8Y SLD #	5574	.028"
SRM-260SB	Serial # Prefix 07	BPMR8Y # ^	2218	.032"
SRM-260U	Serial # Prefix 05 & 06	BPM8Y SLD #	5574	.028"
SRM-260U	Serial # Prefix 07	BPMR8Y # ^	2218	.032"
SRM-261	Serial # Prefix 02	BPM7A SLD #	7472	.024"
SRM-261	Serial # Prefix 06	BPM8Y SLD #	5574	.028"
SRM-261S	Serial # Prefix 02	BPM7A SLD #	7472	.024"
SRM-261S	Serial # Prefix 06	BPM8Y SLD #	5574	.028"
SRM-261SB	Serial # Prefix 02	BPM7A SLD #	7472	.024"
SRM-261SB	Serial # Prefix 06	BPM8Y SLD #	5574	.028"
SRM-261T	Serial # Prefix 06	BPM8Y SLD #	5574	.028"
SRM-261T	Serial # Prefix 07	BPMR8Y # ^	2218	.032"
SRM-266	25.4cc	BPMR8Y # ^	2218	.028"
SRM-266S	25.4cc	BPMR8Y # ^	2218	.025"
SRM-266T	25.4cc	BPMR8Y # ^	2218	.025"
SRM-266U	25.4cc	BPMR8Y # ^	2218	.028"
SRM-280	28.1cc	BPMR8Y # ^	2218	.028"
SRM-280S	28.1cc	BPMR8Y # ^	2218	.028"
SRM-280T	28.1cc	BPMR8Y # ^	2218	.028"
SRM-280U	28.1cc	BPMR8Y # ^	2218	.028"
SRM-310	Serial # Prefix 03	BPM8Y SLD #	5574	.028"
SRM-310	Serial # Prefix 04	BPMR8Y # ^	2218	.032"
SRM-310S	Serial # Prefix 03	BPM8Y SLD #	5574	.028"
SRM-310S	Serial # Prefix 04	BPMR8Y # ^	2218	.032"
SRM-310U	Serial # Prefix 03	BPM8Y SLD #	5574	.028"
SRM-310U	Serial # Prefix 04	BPMR8Y # ^	2218	.032"
SRM-311	Serial # Prefix 02 & 09	BPM8Y SLD #	5574	.028"
SRM-311	Serial # Prefix 10	BPMR8Y # ^	2218	.032"
SRM-3110		BPM7A SLD #	7472	.024"
SRM-311S	Serial # Prefix 02 & 09	BPM8Y SLD #	5574	.028"
SRM-311S	Serial # Prefix 10	BPMR8Y # ^	2218	.032"
SRM-311U	Serial # Prefix 02 & 09	BPM8Y SLD #	5574	.028"
SRM-311U	Serial # Prefix 10	BPMR8Y # ^	2218	.032"
SRM-340	Serial # Prefix 03	BPM7A SLD #	7472	.024"
SRM-340	Serial # Prefix 04	BPMR8Y # ^	2218	.032"
SRM-400	Serial # Prefix 03	BPM7A SLD #	7472	.024"
SRM-400U	Serial # Prefix 03	BPM7A SLD #	7472	.024"
SRM-410U	42.7cc	BPMR7A SLD #	6703	.024"



Denotes Original Equipment

^ Available in Blister Pack (see page 6)

Note: Due to different operating or engine conditions an alternate heat range plug maybe required.

MAKE & MODEL	ENGINE	REGULAR PLUG	STK#	GAP
ECHO Cont'd				
SRM-2100		BPM7A SLD #	7472	.024"
SRM-2100SB		BPM7A SLD #	7472	.024"
SRM-2400		BPM7A SLD #	7472	.024"
SRM-2400SB		BPM7A SLD #	7472	.024"
SRM-2620	25.4cc	CMR7H # ^	3066	.028"
SRM-2620T	25.4cc	CMR7H # ^	3066	.028"
SRM-2620U	25.4cc	CMR7H # ^	3066	.028"
SRM-3100		BPM7A SLD #	7472	.024"
SRM-3100S		BPM7A SLD #	7472	.024"
SRM-3400		BPM7A SLD #	7472	.024"
SRM-3800		BPM7A SLD #	7472	.024"
WATER PUMP				
WP100		BPM7A SLD #	7472	.024"
WP1000	21.2cc	BPM7A SLD #	6703	.028"
WHEELED TRIMMER				
WT190S	190cc B&S	BKR5ES	2460	.020"
WT190S	190cc B&S	BKR5ES	2460	.020"
WT1190T	190cc B&S	BKR5ES	2460	.020"
WHEELED VACUUM				
WV160	4.4HP HONDA GCV160	BPR6ES SLD #	4008	.032"
WV160S	4.4HP HONDA GCV160	BPR6ES SLD #	4008	.032"
WV190	190cc B&S PROFESSIONAL SERIES	BKR5ES	2460	.020"
WV190S	190cc B&S PROFESSIONAL SERIES	BKR5ES	2460	.020"
ECHO BEAR CAT				
CHIPPER/SHREDDER				
CH720IH	SUBARU EH72	BPR6ES SLD #	4008	.032"
CH4400	SUBARU EX40	BR6HS # ^	3922	.028"
CH5653	SUBARU EH65	BPR5ES SLD #	4006	.032"
CH6720H	SUBARU EH72	BPR6ES SLD #	4008	.032"
CH8993H	B&S VANGUARD 993cc	BKR5ES	2460	.030"
SC2170	SUBARU SP170	BR6HS # ^	3922	.028"
SC3206	B&S VANGUARD 205cc	BKR5ES	2460	.030"
SC3265	9HP SUBARU EX27	BR6HS # ^	3922	.028"
SC3305	14.5FPT B&S 1450 SERIES	BPR6ES SLD	4008	.030"
SC3305E	14.5FPT B&S 1450 SERIES	BPR6ES SLD	4008	.030"
SC3306	14.5FPT B&S 1450 SERIES	BPR6ES SLD	4008	.030"
SC3306E	14.5FPT B&S 1450 SERIES	BPR6ES SLD	4008	.030"
SC3342	342cc B&S	BKR5ES	2460	.030"
SC3420	B&S 2100 SERIES 420cc	BPR6ES SLD	4008	.030"
SC5720B	SUBARU EH72	BPR6ES SLD #	4008	.032"
DEBRIS LOADER				
DL8	SUBARU EX40	BR6HS # ^	3922	.028"
DL10	B&S VANGUARD 570cc	BKR5ES	2460	.030"
DL10570	B&S VANGUARD 570cc	BKR5ES	2460	.030"
DL12653	SUBARU EH65	BPR5ES SLD #	4006	.032"

MAKE & MODEL	ENGINE	REGULAR PLUG	STK#	GAP
ECHO BEAR CAT Cont'd				
DL12720	SUBARU EH72	BPR6ES SLD #	4008	.032"
LOG SPLITTER				
LS22	SUBARU SP170	BR6HS # ^	3922	.028"
LS27	SUBARU SP210	BR6HS # ^	3922	.028"
PRESSURE WASHER				
PW2700	HONDA GC160	BPR6ES SLD #	4008	.032"
PW3000	HONDA GX200	BPR6ES SLD #	4008	.032"
PW4000	HONDA GX390	BPR6ES SLD #	4008	.032"
STUMP GRINDER				
SG340	HONDA GXV340	BPR5ES SLD #	4006	.032"
TRASH PUMP				
TP2158	HONDA GX200	BPR6ES SLD #	4008	.032"
TP3264	HONDA GX200	BPR6ES SLD #	4008	.032"
VACUUM				
WV160	HONDA GCV160	BPR5ES SLD #	4006	.032"
WV160S	HONDA GCV160	BPR5ES SLD #	4006	.032"
WV190	190cc B&S	BKR5ES	2460	.030"
WV190S	190cc B&S	BKR5ES	2460	.030"
WATER PUMP				
FP2126	HONDA GX200	BPR6ES SLD #	4008	.032"
WP2158	HONDA GX200	BPR6ES SLD #	4008	.032"
WP3264	HONDA GX200	BPR6ES SLD #	4008	.032"
WP4422	HONDA GX390	BPR6ES SLD #	4008	.032"
WHEELED TRIMMER				
WT189	SUBARU EA190V	BPR7HS ^	6422	.028"
WT190	190cc B&S	BKR5ES	2460	.030"
WT190S	190cc B&S	BKR5ES	2460	.030"
WT190T	190cc B&S	BKR5ES	2460	.030"
EDKO				
BRUSHCUTTER		BM6A SLD	6021	.025"
CONVERTIBLE TILL-TRAC		BM6A SLD	6021	.025"
LOG SPLITTERS	B&S	B2-LM	1147	.030"
POWER WHEEL, TILLER		BM6A SLD	6021	.025"
ELIET				
DETHATCHING				
E401	4HP HONDA GC135	BPR6ES SLD #	4008	.032"
E501	4.6HP HONDA GC160	BPR6ES SLD #	4008	.032"
EDGER				
KS 240 STD	3.5,4,5,6.5HP B&S VANGUARD	BKR5ES	2460	.030"
KS 240 STD	HONDA GC135/ GC160/ GX160	BPR6ES SLD #	4008	.032"
LEAF BLOWER				
BL 360	5-6.5HP B&S INTEK	BKR5ES	2460	.030"
BL 360	5-6.5HP B&S VANGURAD	BKR5ES	2460	.030"
BL 360	HONDA GC160/ GX160	BPR6ES SLD #	4008	.032"
SHREDDERS				
MAESTRO	5.5HP B&S INTEK	BKR5ES	2460	.030"
MAJOR	9HP B&S VANGUARD	BKR5ES	2460	.030"
MAJOR	9HP HONDA GX270	BPR6ES SLD #	4008	.032"

Outdoor Power Equipment

Denotes Original Equipment
 ^ Available in Blister Pack (see page 6)

Note: Due to different operating or engine conditions an alternate heat range plug maybe required.

MAKE & MODEL	ENGINE	REGULAR PLUG	STK#	GAP
ELIET Cont'd				
MINOR	5.5-6.5HP B&S	BKR5ES	2460	.030"
MINOR	HONDA GC160/ GX160	BPR6ES SLD #	4008	.032"
PRIMO	4HP B&S VANGUARD	BKR5ES	2460	.030"
PRIMO	4HP HONDA GC135	BPR6ES SLD #	4008	.032"
ESKA				
SNOW TRACTOR		B6S	3510	.025"
EXCELL				
POWER WASHER				
	4.6HP HONDA GC160	BPR6ES SLD #	4008	.032"
	6HP B/S	BR2-LM SLD	3841	.025"
	6HP HONDA	BPR6ES SLD #	4008	.032"
	6.5HP HONDA GX200	BPR6ES SLD #	4008	.032"
	13HP HONDA GX390	BPR6ES SLD #	4008	.032"
EXMARK				
AERATOR				
ARS180CKA21000	KAWASAKI FJ180V	BPR5ES SLD #	4006	.032"
ARX481CKA30000	14.5HP KAWASAKI FS481V	BPR4ES SLD # ^	6578	.032"
ROTARY BROOM				
BRS270CKC36000	KOHLER CH270	BKR5ES	2460	.030"
SEEDER				
SDS270CSB20000	9HP SUBARU EX27	BR6HS # ^	3922	.028"
SPREADER SPRAYER				
SSS270CSB00000	9HP SUBARU EX27	BR6HS # ^	3922	.028"
E-Z TRENCH				
BEDSCAPER				
BE300	5.5HP B&S INTEK	BKR5ES	2460	.030"
BE300	5.5HP HONDA	BPR6ES SLD #	4008	.032"
BE310	6.5HP HONDA	BPR6ES SLD #	4008	.032"
EZ8000	6.5HP B&S VANGUARD	BKR5ES	2460	.030"
EZ8000	6.5HP HONDA	BPR6ES SLD #	4008	.032"
EZ-CABLE INSTALLER				
TP300	5.5HP B&S INTEK	BKR5ES	2460	.030"
TP300	5.5HP HONDA	BPR6ES SLD #	4008	.032"
GROUNDSAW				
EZ9000	9HP B&S VANGUARD	BKR5ES	2460	.030"
EZ9000	9HP HONDA	BPR5ES SLD #	4006	.032"
EZ9100	6.5HP HONDA	BPR6ES SLD #	4008	.032"
STUMP GRINDER				
ESG65	6.5HP HONDA	BPR6ES SLD #	4008	.032"
F.M.C.				
SNOW THROWER		B6S	3510	.025"
SPRAYER				
	7HP KOHLER K161	B6S	3510	.025"
	12HP KOHLER K301	B-6L	3212	.025"

MAKE & MODEL	ENGINE	REGULAR PLUG	STK#	GAP
F.M.C. Cont'd				
	18HP KOHLER K361	B-6L	3212	.025"
	23HP KOHLER K582	B-6L	3212	.025"
	37HP WISCONSIN VG4D	AB-6	2910	.025"
	60HP WISCONSIN V460D	BP5ES SLD #	2140	.025"
TILLER	B&S	B2-LM	1147	.025"
FELDMAN				
AERATOR, ICE DRILL, POST HOLE DRILL, TILLER				
	B&S	B2-LM	1147	.030"
	TECUMSEH	BR6S	3522	.025"
FERRIS				
BRUSH CUTTER				
	13HP B&S	BKR5ES	2460	.030"
	13HP HONDA GX390	BPR6ES SLD #	4008	.032"
FIELDS EDGE				
M200 - STRING MOWER	173cc	DCPR7E	3932	.030"
FLYMO				
TILLER				
	B&S	B2-LM	1147	.030"
	DUCATI	B6HS	7534	.025"
FORD				
LOG SPLITTER, TILLER				
	10HP KOHLER K241	B-6L	3212	.025"
	12HP KOHLER K301	B-6L	3212	.025"
	12.5HP KOHLER OHV	BKR5E-11	6953	.040"
	14HP KOHLER K321	B-6L	3212	.025"
	14HP KOHLER OHV	BKR5E-11	6953	.040"
	16HP KOHLER K341	B-6L	3212	.025"
	16HP KOHLER TWIN	BKR5E-11	6953	.040"
	18HP KOHLER TWIN	BKR5E-11	6953	.040"
	18HP KOHLER V- TWIN	UR4	6630	.025"
	20HP KOHLER K532	B-6L	3212	.025"
	20HP KOHLER V- TWIN	UR4	6630	.025"
SNOW THROWER				
	B&S	B2-LM	1147	.025"
	TECUMSEH	BR6S	3522	.025"
G.I.				
14MM HD		B6S	3510	.025"
18MM HD		AB-6	2910	.025"
GENERAC				
9.5 - CHIPPER/SHREDDER	208cc	BPR6ES SLD	4008	.030"
6.75 - WHEELED TRIMMER	163cc	BKR5ES	2460	.030"



Denotes Original Equipment

^ Available in Blister Pack (see page 6)

Note: Due to different operating or engine conditions an alternate heat range plug maybe required.

MAKE & MODEL	ENGINE	REGULAR PLUG	STK#	GAP
GENERAL EQUIPMENT				
EARTH DRILL				
	3HP ROBIN	BR6S	3522	.030"
	5HP HONDA OHV	BP5ES SLD #	2140	.025"
	B&S	B2-LM	1147	.025"
	TECUMSEH	BR4-LM	4133	.025"
GIANT VAC				
BRUSHCUTTER, LOG SPLITTER, THATCHER, VACUUM				
	5HP B&S	B2-LM	1147	.030"
	7.5HP KAWASAKI	BP5HS #	4111	.025"
	8HP B&S	B2-LM	1147	.030"
	8HP KOHLER K181	BR6S	3522	.025"
	9HP B&S	BKR5ES	2460	.030"
	9HP KAWASAKI OHV	BP4ES #	6928	.028"
	10HP KOHLER K241	B6S	3510	.025"
	11HP B&S	B2-LM	1147	.030"
	13HP B&S	BKR5ES	2460	.030"
	13HP HONDA GX390	BPR6ES SLD #	4008	.032"
	14HP KOHLER K321	B-6L	3212	.025"
	15HP KAWASAKI V-TWIN	BCPR6ES	2330	.025"
	16HP KOHLER TWIN	UR4	6630	.025"
	18HP B&S	BKR5ES	2460	.030"
	18HP KOHLER TWIN	UR4	6630	.025"
	FORD 300 ci	WR5	2438	.025"
	WHITE G-1600	BR6S	3522	.025"
	WISCONSIN VH4D	AB-6	2910	.025"
	WISCONSIN VH54D	AB-6	2910	.025"
SV25000HV VACUUM	5HP HONDA GX140	BPR6ES SLD #	4008	.032"
SV25550HV VACUUM	5.5HP HONDA OHV	BPR5ES SLD #	4006	.032"
YV14-EA190	189cc SUBARU EA190V	BPR7HS ^	6422	.028"
LEAF BLOWER				
	16HP B&S VANGUARD V-TWIN	BKR5ES	2460	.030"
10B-A	10HP B&S INTEK OHV	BKR5ES	2460	.030"
10BWJ	10HP B&S INTEK OHV	BKR5ES	2460	.030"
13K-A	13HP KOHLER	BKR5E-11	6953	.040"
13KWJ	13HP KOHLER	BKR5E-11	6953	.040"
52	5.5HP B&S INTEK OHV	BKR5ES	2460	.030"
60BWJ	6HP B&S INTEK	BKR5ES	2460	.030"
85K-A	8.5HP KOHLER	BPR4ES SLD ^	6578	.030"
85KWJ	8.5HP KOHLER	BPR4ES SLD ^	6578	.030"
90BP	9HP B&S INTEK OHV	BKR5ES	2460	.030"
90H-A	9HP HONDA GXV270	BPR5ES SLD #	4006	.032"

MAKE & MODEL	ENGINE	REGULAR PLUG	STK#	GAP
GIANT VAC Cont'd				
2551E	25HP KOHLER COMMAND PRO	BKR5ES	2460	.030"
BLOWER		BM6A SLD	6021	.025"
CLASSIC BLOWER	169cc SUBARU SP170	BR6HS # ^	3922	.028"
EXTREME BLOWER	270cc HONDA GX270	BPR5ES SLD #	4006	.032"
EXTREME BLOWER PRO	389cc HONDA GX390	BPR5ES SLD #	4006	.032"
EXTREME BLOWER	9 HP SUBARU EX27	BR6HS # ^	3922	.028"
POWER BRUSH		BM6A SLD	6021	.025"
TILLER		BM6A SLD	6021	.025"
TRUCKLOADER				
	10HP KOHLER COMMAND PRO	BPR4ES SLD ^	6578	.030"
	16HP B&S VANGUARD V-TWIN	BKR5ES	2460	.030"
	20HP KOHLER K532	B-6L	3212	.025"
	20HP KOHLER COMMAND	BKR5ES	2460	.030"
	25HP KOHLER COMMAND PRO	BKR5ES	2460	.030"
TLS20-18BV	18HP B&S VANGUARD V-TWIN	BKR5ES	2460	.030"
TL20W-26CH-EFI	26.5HP KOHLER COMMAND PRO EFI ECH749	BKR5ES	2460	.030"
TL20W-29BV, TLS20W-29BV	29HP B&S VANGUARD V-TWIN	BKR5ES	2460	.030"
TLB25-35CH	35HP B&S VANGUARD	BKR5ES	2460	.030"
TLB25-37CH	37HP KOHLER COMMAND PRO CH1000	BKR6ES	6364	.030"
GILSON				
TILLER, SHREDDER, SNOW THROWER				
	B&S	B2-LM	1147	.025"
	B&S TWIN	BR6S	3522	.025"
	LAUSON	B6S	3510	.025"
	OMC	WR5	2438	.025"
	TECUMSEH	BR6S	3522	.025"
GNC INDUSTRIES				
SPRAYER				
	4.5HP SUBARU-ROBIN EX13	BR6HS # ^	3922	.024"
	5.5HP HONDA	BPR6ES SLD #	4008	.032"
	9HP SUBARU-ROBIN EX27	BR6HS # ^	3922	.024"
GOLDEN BOY				
TRIMMER		BM6A SLD	6021	.025"
GOODALL				
EDGE TRIMMER		BM6A SLD	6021	.025"
RAKE		B4-LM	3410	.025"
GRAN PRIX				
SHREDDER		BM6A SLD	6021	.025"
GRASSWAND				
TRIMMER	XENOAH	BM7A ^	6521	.025"

Outdoor Power Equipment

Denotes Original Equipment
 ^ Available in Blister Pack (see page 6)

Note: Due to different operating or engine conditions an alternate heat range plug maybe required.

MAKE & MODEL	ENGINE	REGULAR PLUG	STK#	GAP
GRAVELY				
BLOWER				
	5HP HONDA	BPR6ES SLD #	4008	.032"
	8HP B&S	BR2-LM SLD	3841	.030"
	9HP HONDA	BPR6ES SLD #	4008	.032"
HURRICANE PLUS	SUBARU EX40	BR6HS # ^	3922	.028"
EDGER				
986102	6HP SUBARU SP170 169cc	BR6HS # ^	3922	.028"
986104	7FT/LBS LAUSON LCT136 136cc	BPR6ES SLD	4008	.030"
LITTER VACUUM				
APV	5.5HP SUBARU 190cc	BPR7HS ^	6422	.028"
VAC-35	6HP SUBARU SP170 169cc	BR6HS # ^	3922	.028"
LOG SPLITTER				
22-TON	SUBARU EA175V	BPR7HS ^	6422	.028"
27-TON	6HP SUBARU SP170 169cc	BR6HS # ^	3922	.028"
34-TON	SUBARU SP210	BR6HS # ^	3922	.028"
OTHERS				
	8HP KOHLER K181T	BR6S	3522	.025"
	B&S	B2-LM	1147	.030"
	CONTINENTAL	BP5HS	4111	.025"
500, 5000 SERIES	10HP KOHLER	BR6S	3522	.030"
500, 5000 SERIES	12HP KOHLER	BR6S	3522	.030"
500, 5000 SERIES	8HP KOHLER	B2-LM	1147	.030"
COMMERCIAL 10, 10A, 12, 424, 430, 432		B-6L	3212	.025"
COMMERCIAL 8, 408		B6S	3510	.025"
CONVERTIBLE 7.6	GRAVELY	B-6L	3212	.025"
CONVERTIBLE 8	KOHLER	BM6A SLD	6021	.025"
PRESSURE WASHER				
3000PSI- 986002	SUBARU SP210	BR6HS # ^	3922	.028"
3000PSI-986001	6HP SUBARU SP170 169cc	BR6HS # ^	3922	.028"
ROTARY BROOM				
921026	6HP SUBARU EX17	BR6HS # ^	3922	.028"
926063	9HP SUBARU EX27	BR6HS # ^	3922	.028"
926064	9.5HP SUBARU EX30	BR6HS # ^	3922	.028"
985910	SUBARU EX40	BR6HS # ^	3922	.028"
POWER BRUSH 28	6HP SUBARU SP170 169cc	BR6HS # ^	3922	.028"
POWER BRUSH 36-926058	9HP SUBARU EX27	BR6HS # ^	3922	.028"
POWER BRUSH 36-926059	9.5HP SUBARU EX30	BR6HS # ^	3922	.028"
SNOW THROWER				
	CONTINENTAL	BP5HS	4111	.025"
	ONAN B48G	TR5	2238	.025"
	ONAN B48M	B-6L	3212	.025"
	ONAN BF	B-6L	3212	.025"
	ONAN BV43M	B-6L	3212	.025"
WESTCHESTER		B-6L	3212	.036"
THATCHER				

MAKE & MODEL	ENGINE	REGULAR PLUG	STK#	GAP
GRAVELY Cont'd				
THATCH-O-MATIC- FLAIL REEL & TINE REEL	6HP SUBARU SP170 169cc	BR6HS # ^	3922	.028"
WHEELED TRIMMER				
PRO-TRIM -946153	4.5HP KOHLER XT-7.75	BKR5ES	2460	.030"
GREEN ACRES				
TILLER		BM6A SLD	6021	.025"
GROOMER				
TRIMMER		BM4A SLD	4000	.025"
GROW GEAR				
HEDGE TRIMMER	TAS	BM6A SLD	6021	.025"
LAWN EDGER		BM6A SLD	6021	.025"
GULF				
JACKASS PLOW	B&S	B2-LM	1147	.025"
H.M.C.				
BLOWER				
	XENOAH	B6S	3510	.025"
2600		BM7A ^	6521	.025"
3000HB		BM6F ^	6221	.025"
4600		B6S	3510	.025"
4600K, 4600 LP		BM7A ^	6521	.025"
8000, 9000		BM6A SLD	6021	.025"
HEDGE TRIMMER				
2400M3, 260H		BM6A SLD	6021	.025"
MISTER / DUSTER				
1800		BM6F ^	6221	.025"
2000		BM6A SLD	6021	.025"
3000J, 4800		BM7A ^	6521	.025"
4000, 4500 1/2" REACH		B6HS	7534	.025"
4000, 4500 3/8" REACH		BM6A SLD	6021	.025"
PORTA-PUMP	XENOAH	BM6A SLD	6021	.025"
TRIMMER				
	B&S	B2-LM	1147	.030"
1600		BM6F ^	6221	.025"
1700, 1730, 1900, 1900E		BM6A SLD	6021	.025"
1930		BM6F ^	6221	.025"
1930M, 1940M		BM6A SLD	6021	.025"
1940		BM6F ^	6221	.025"
2000, 2100, 2200, 2400, 2500		BM6A SLD	6021	.025"
2230		BM6F ^	6221	.025"
2300 SERIES		BM6A SLD	6021	.025"
2500LP, 2540LP		BPM7A SLD	7472	.030"
2600, 2800, 2840		BM6A SLD	6021	.025"
3000, 3000B, 3000J		BM6A SLD	6021	.025"
3000LP		BPM7A SLD	7472	.030"
3000M, 3000SS, 3040M, 3510		BM6A SLD	6021	.025"
3540, 4000, 4000B, 4000J		BM6A SLD	6021	.025"
3800LP		BPM7A SLD	7472	.030"
4000LP, 4500LP		BPM7A SLD	7472	.030"
4000M		BM6A SLD	6021	.025"
4500		B7S	3710	.030"
HABAN				
CHIPPER, TILLER				
	5HP B&S	B2-LM	1147	.025"
	5HP TECUMSEH	BR6S	3522	.025"



Denotes Original Equipment

^ Available in Blister Pack (see page 6)

Note: Due to different operating or engine conditions an alternate heat range plug maybe required.

MAKE & MODEL	ENGINE	REGULAR PLUG	STK#	GAP
HABAN Cont'd				
	8HP KOHLER K181	BR6S	3522	.025"
	8HP TECUMSEH	BR6S	3522	.025"
	12HP KOHLER K301	B-6L	3212	.025"
FLAIL MOWER				
POWER-TRAC V		BM6A SLD	6021	.025"
SNOW THROWER				
	5HP B&S	B2-LM	1147	.025"
	5HP TECUMSEH	BR6S	3522	.025"
	8HP TECUMSEH	BR6S	3522	.025"
HAHN				
TILLER, SNOW THROWER				
	B&S	B2-LM	1147	.025"
	KOHLER	B-6L	3212	.025"
HAKA BOY				
TILLER		AB-6	2910	.025"
HAMLIN				
14MM HD		B6S	3510	.025"
18MM HD		AB-6	2910	.025"
HAYNES				
LITTLE BEAVER DRILL				
	B&S	B2-LM	1147	.025"
	CLINTON	B6S	3510	.025"
	KOHLER	B6S	3510	.025"
	SUBARU-ROBIN EY18E	B6HS	7534	.025"
HOFFCO				
BRUSHCUTTER				
	B&S	B2-LM	1147	.025"
	POWER PRODUCTS AV52	B6S	3510	.025"
	TECUMSEH	BR2-LM SLD	3841	.025"
1493		BM6A SLD	6021	.025"
6830-16		BR6S	3522	.025"
ALADDIN	FUJI	BM7A ^	6521	.025"
ALADDIN TRIMMER	ROBIN	BM7A ^	6521	.025"
HD		B-6L	3212	.030"
JP220F	1HP 21.7cc FUJI	BM7A ^	6521	.030"
JP300F	24.5cc FUJI 1.2HP	BM7A ^	6521	.030"
JP390C E.C.O 3	30.5cc FUJI	BM7A ^	6521	.030"
MP633		BM6A SLD	6021	.025"
VW88	3HP 85cc TECUMSEH	BR4-LM	4133	.036"
EARTH DRILL				
	5HP HONDA	BP5ES SLD #	2140	.025"
	5HP TECUMSEH	B2-LM	1147	.030"
PH980, PH980E	3HP TECUMSEH	B4-LM	3410	.036"
GENIE TRIMMER				
		BM7A ^	6521	.025"
GTX, GTX-R GENIE		BM7A ^	6521	.025"
ICE DRILL, POST HOLE DRILL				
	B&S	B2-LM	1147	.025"
	POWER PRODUCTS	BM6A SLD	6021	.025"
	TECUMSEH	BR2-LM SLD	3841	.025"

MAKE & MODEL	ENGINE	REGULAR PLUG	STK#	GAP
HOFFCO Cont'd				
PH980, PH980E	3HP 85cc TECUMSEH	B4-LM	3410	.036"
PH1700A	98cc 3.5HP	B4-LM	3410	.036"
PH2000E	5HP TECUMSEH	BR6ES	4922	.030"
PH5000	5HP HONDA OHV	BPR5ES SLD #	4006	.032"
POWER SCYTHE				
	B&S	B2-LM	1147	.025"
	POWER PRODUCTS AV52	B6S	3510	.025"
	WISCONSIN EY18E	B6HS	7534	.025"
P1A		B6S	3510	.025"
SICKLE BAR	FUJI	BM7A ^	6521	.025"
STICK EDGER				
SE301F	24.5cc FUJI 1.2HP	BM7A ^	6521	.030"
STICK TRIMMER				
EH025	SUBARU-ROBIN	CMR6A #	1223	.028"
TILLER/CULTIVATOR				
LIL HOE	2HP 32.8cc TECUMSEH TC200	BPMR6A ^	6726	.030"
PRO HOE	1HP HONDA GX22	CR5HSB # ^	6535	.028"
TRIMMER				
GT21	21.2cc MccULLOCH 0.6HP	BM6F ^	6221	.020"
GT211A	21.2cc MccULLOCH 0.6HP	BM6F ^	6221	.020"
WHIZZ WITCH TRIMMER	TECUMSEH	BR4-LM	4133	.025"
HOMECO				
SNOW THROWER		B6S	3510	.025"
HOMELITE				
BLOWER/VACUUM				
11B-1B VENTILATING BLOWER		B2-LM	1147	.030"
BACKPACKER	25cc POWERStroke	BPMR7A SLD	6703	.028"
BP250		BPM6F ^	5950	.025"
BX90		BPM6F ^	5950	.025"
HB-100, 180, 180V		BPM6F ^	5950	.025"
HB280, 380, 480, 680		BPM6F ^	5950	.025"
HB-390, 390V		BPM6F ^	5950	.025"
UT09525	26cc 2-Stroke	BPMR8Y ^	2218	.025"
VAC ATTACK	25cc POWERStroke	BPMR7A SLD	6703	.028"
YARD BROOM	25cc POWERStroke	BPMR7A SLD	6703	.028"
BRUSHCUTTER				
XL		BM6A SLD	6021	.025"
XLBC-4		BM7A ^	6521	.025"
ZR SERIES (625, 725, 825, 830, 885)		BPM6F ^	5950	.025"
EDGER				
E150-2		BPM7A SLD	7472	.030"
E200		BPM6F ^	5950	.025"
E300HD		B2-LM	1147	.030"
PRESSURE WASHER				

Outdoor Power Equipment

Denotes Original Equipment
 ^ Available in Blister Pack (see page 6)

Note: Due to different operating or engine conditions an alternate heat range plug maybe required.

MAKE & MODEL	ENGINE	REGULAR PLUG	STK#	GAP
HOMELITE Cont'd				
CBPW2500, CBPW3000		BP5ES	7832	.030"
CPW2000, CPW2800		BP5ES	7832	.030"
HL252300, UT80522B	179cc	BPMR8Y ^	2218	.025"
HPW1200B, HPW1550B		B2-LM	1147	.025"
HPW2000B, HPW2250V		B2-LM	1147	.025"
HPW3000B		BKR5ES	2460	.025"
HPW3050H		BP5ES	7832	.030"
PW1500, PW1750, PW2200		B2-LM	1147	.025"
UT80993A	2.3GPM 160cc HONDA 4-Stroke	BPR5ES SLD #	4006	.032"
PUMP				
		BM6A SLD	6021	.025"
	B&S	B2-LM	1147	.030"
	B&S	BKR5ES	2460	.030"
	HONDA	BP5ES SLD #	2140	.025"
	ROBIN	BR6HS ^	3922	.025"
8S, 20DPS-1, 20S1-1A, 250S2, 250TP2		B6S	3510	.025"
9S3-1, 36S, 37S, M250DP3		BR6S	3522	.025"
110S, 110SU, 111DP2-1A, 111DP3-1A		B2-LM	1147	.025"
111S2, 120S3, 120TP3, 121TP2-1C		B2-LM	1147	.025"
160TP4-1C		BKR5ES	2460	.025"
270S2-1, 270S2-1, 270TP2-1P		BM6A SLD	6021	.025"
AP125, AP215, AP220, AP315		B2-LM	1147	.025"
AP320, AP520		B2-LM	1147	.025"
FP150		BM7A ^	6521	.025"
FP250		BMR6A SLD	4002	.025"
P100		BM6F ^	6221	.025"
XLS 1, XLS 1-1H, XLS 1-4A, XLS2		BM7A ^	6521	.025"
SNOW THROWER				
	B&S	B2-LM	1147	.030"
	HOMELITE	BPM6F ^	5950	.030"
	JACOBSEN	BR6S	3522	.030"
	TECUMSEH	BR4-LM	4133	.030"
STRING TRIMMER				
PSE-3000		BPM6F ^	5950	.030"
ST-80, ST-90, ST-100, ST-120		BM6F ^	6221	.025"
ST-150, ST-155, ST-175, ST-175BC		BM6F ^	6221	.025"
ST-160, ST-160A, ST-180, ST-175G		BPM6F ^	5950	.025"
ST-185BC, ST-200, ST-275, ST-285BC		BM6F ^	6221	.025"
ST-385, ST-485		BM6F ^	6221	.025"
ST-400, XLBC-4		BM7A ^	6521	.025"
SX-135, 155		BPM6F ^	5950	.025"
UT20000 SERIES	25cc POWERStroke	BPMR7A SLD	6703	.028"
UT32600, UT32650, UT33600, UT33650	26cc 2-Stroke	BPMR8Y ^	2218	.025"
UT41002	25cc 2-Stroke	BPMR7A SLD	6703	.028"
TILLER				
HTC-12		BPM6F ^	5950	.030"

MAKE & MODEL	ENGINE	REGULAR PLUG	STK#	GAP
HOMELITE Cont'd				
RT5-5, FT-5		B2-LM	1147	.030"
HOMEMASTER				
LAWN SWEEPER		B6S	3510	.025"
HONDA				
EDGER				
HHE31CA	1.5HP HONDA GX31	CR5HSB # ^	6535	.028"
POWER CARRIER				
HP250	2.2HP GV100K1	BMR4A SLD #	4004	.028"
HP250 K3	2.2HP GV100K1	BMR4A SLD #	4004	.028"
HP400	4HP HONDA GXV120	BPR4ES SLD # ^	6578	.028"
HP400 K1, K3	4HP HONDA GXV120	BPR4ES SLD # ^	6578	.028"
SNOW THROWER				
HS 35	3.5HP HONDA G150 (From 1909579)	BPR4HS-10 #	5024	.040"
HS 35	3.5HP HONDA G150 (To 1909578)	BR4HS #	3322	.025"
HS 50	5HP HONDA G200	BP4HS-10 #	5011	.040"
HS 50	5HP G200 (From 1556008)	BR4HS #	3322	.025"
HS 55	5HP HONDA GX140	BPR5ES SLD #	4006	.032"
HS 55K1	5HP HONDA GX140	BPR5ES SLD #	4006	.032"
HS 55K2	5HP HONDA GX140	BPR5ES SLD #	4006	.032"
HS 70	7HP HONDA G300	BR4HS #	3322	.025"
HS 80	8HP HONDA GX240	BPR5ES SLD #	4006	.032"
HS 80K1	8HP HONDA GX240	BPR5ES SLD #	4006	.032"
HS1132	11HP HONDA GXV340	BPR6ES SLD #	4008	.032"
HS1336IAS	HONDA IGX390	BPR5ES SLD #	4006	.032"
HS520	4.6HP HONDA GC160	BPR5ES SLD #	4006	.032"
HS520K1	4.6HP HONDA GC160	BPR5ES SLD #	4006	.032"
HS521	5HP HONDA GX140	BPR5ES SLD #	4006	.032"
HS521K1	5HP HONDA GX140	BPR5ES SLD #	4006	.032"
HS522	5HP HONDA GX140	BPR5ES SLD #	4006	.032"
HS621	5.5HP HONDA GX160	BPR5ES SLD #	4006	.032"
HS622	5.5HP HONDA GX160	BPR5ES SLD #	4006	.032"
HS624	5.5HP HONDA GX160	BPR5ES SLD #	4006	.032"
HS624K1	5.5HP HONDA GX160	BPR5ES SLD #	4006	.032"
HS720AA	HONDA GC190	BPR5ES SLD #	4006	.032"
HS720AM	HONDA GC190	BPR5ES SLD #	4006	.032"
HS720AS	HONDA GC190	BPR5ES SLD #	4006	.032"
HS724	6.5HP HONDA GX200	BPR5ES SLD #	4006	.032"
HS828	8HP HONDA GX240	BPR5ES SLD #	4006	.032"



Denotes Original Equipment

^ Available in Blister Pack (see page 6)

Note: Due to different operating or engine conditions an alternate heat range plug maybe required.

MAKE & MODEL	ENGINE	REGULAR PLUG	STK#	GAP
HONDA Cont'd				
HS828K1	8HP HONDA GX240	BPR5ES SLD #	4006	.032"
HS928	8.5HP HONDA GXV270	BPR5ES SLD #	4006	.032"
HSS724AT	HONDA GX200	BPR5ES SLD #	4006	.032"
HSS724ATD	HONDA GX200	BPR5ES SLD #	4006	.032"
HSS724AW	HONDA GX200	BPR5ES SLD #	4006	.032"
HSS724AWD	HONDA GX200	BPR5ES SLD #	4006	.032"
HSS928AT	HONDA GX270	BPR5ES SLD #	4006	.032"
HSS928ATD	HONDA GX270	BPR5ES SLD #	4006	.032"
HSS928AW	HONDA GX270	BPR5ES SLD #	4006	.032"
HSS928AWD	HONDA GX270	BPR5ES SLD #	4006	.032"
HSS1332AT	HONDA GX390	BPR5ES SLD #	4006	.032"
HSS1332ATD	HONDA GX390	BPR5ES SLD #	4006	.032"
TILLER				
F28, K1	2HP HONDA G28K1	C6HSA #	3228	.025"
F200	2.2HP HONDA G100	BMR4A SLD #	4004	.028"
F210	2.2HP GV100K1	BMR4A SLD #	4004	.028"
F220	2.4HP HONDA GXV57	CR4HSB #	4695	.028"
F400	3.5HP HONDA G35 (From 1064416)	BPR6HS #	7022	.025"
F400	3.5HP HONDA G35 (To 1064415)	BR6HS # ^	3922	.025"
F400K1	3.5HP HONDA G150	BR4HS #	3322	.025"
F401, K1	3.5HP HONDA GX110	BPR5ES SLD #	4006	.032"
F401K2	4HP HONDA GX120	BPR6ES SLD #	4008	.032"
F500A1, A2	5HP HONDA G200	BR4HS #	3322	.025"
F501, K1	5HP HONDA GX140	BPR5ES SLD #	4006	.032"
F501K2	5.5HP HONDA GX160	BPR5ES SLD #	4006	.032"
F501K2A1	5.5HP HONDA GX160	BPR5ES SLD #	4006	.032"
FC600	5.5HP HONDA GX160	BPR5ES SLD #	4006	.032"
FG100	1.5HP HONDA GX31	CR5HSB # ^	6535	.028"
FG110	1.1HP GX25	CMR5H # ^	7599	.028"
FG400	4HP HONDA GC135	BPR6ES SLD #	4008	.032"
FG500	4.6HP HONDA GC160	BPR6ES SLD #	4008	.032"
FR500, K1	5HP HONDA G200	BR4HS #	3322	.025"
FR600	5.5HP HONDA GX160	BPR5ES SLD #	4006	.032"
FR650	5.5HP HONDA GX160	BPR5ES SLD #	4006	.032"
FR700, K1	7HP HONDA G300	BR4HS #	3322	.025"
FR750	6.5HP HONDA GX200	BPR5ES SLD #	4006	.032"
FR800 (A, AC)	8HP HONDA GX240	BPR5ES SLD #	4006	.032"
FRC800	8HP HONDA GX240	BPR5ES SLD #	4006	.032"

MAKE & MODEL	ENGINE	REGULAR PLUG	STK#	GAP
HONDA Cont'd				
TRIMMER/BRUSHCUTTER				
HHT22S	1HP HONDA GX22	CR5HSB # ^	6535	.028"
HTT25, HHT25S	1.1HP GX25	CMR5H # ^	7599	.028"
HHT25SLTA	HONDA GX25	CMR5H # ^	7599	.028"
HTT31S, HHT31U	1.5HP HONDA GX31	CR5HSB # ^	6535	.028"
HHT35S	1.1HP GX25	CMR5H # ^	7599	.028"
HHT35SLTA	HONDA GX35	CMR5H # ^	7599	.028"
HHT35SUKA	HONDA GX35	CMR5H # ^	7599	.028"
UMC425	HONDA GX25	CMR5H # ^	7599	.028"
UMC435	HONDA GX35	CMR5H # ^	7599	.028"
UMK422, UMK422K1	1HP HONDA GX22	CR5HSB # ^	6535	.028"
UMK431, UMK431K1	1.5HP HONDA GX31	CR5HSB # ^	6535	.028"
WATER PUMP				
WA15	2.2HP HONDA G100	BMR4A SLD #	4004	.028"
WA20K1	3.5HP HONDA G150	BR4HS #	3322	.025"
WA20X	3.5HP HONDA GX110	BPR6ES SLD #	4008	.032"
WA30X	5HP HONDA GX140	BPR6ES SLD #	4008	.032"
WB15	2.2HP HONDA G100	BMR4A SLD #	4004	.028"
WB15	2.2HP HONDA G100	BMR4A SLD #	4004	.028"
WB20	HONDA GX120 GC01-2000001 THROUGH 9999999	BPR6ES SLD #	4008	.032"
WB20	HONDA GX120 GX110-1000001 THROUGH 9999999	BPR6ES SLD #	4008	.032"
WB20	HONDA GX120 WABT-1000001 THROUGH 9999999	BPR6ES SLD #	4008	.032"
WB20	HONDA GX120 WZAL-1000001 THROUGH 1999999	BPR4HS-10 #	5024	.040"
WB20T	3.5HP HONDA G150	BP4HS-10 #	5011	.040"
WB20X	3.5HP HONDA GX110	BPR6ES SLD #	4008	.032"
WB20XK1, WB20XK2	4HP HONDA GX120	BPR6ES SLD #	4008	.032"
WB30	7HP HONDA G300	BP6ES SLD #	4007	.030"
WB30	HONDA GX160 GC01-2000001 THROUGH 9999999	BPR6ES SLD #	4008	.032"
WB30	HONDA GX160 GX140-1000001 THROUGH 9999999	BPR6ES SLD #	4008	.032"
WB30	HONDA GX160 WACT-1000001 THROUGH 9999999	BPR6ES SLD #	4008	.032"

Outdoor Power Equipment

Denotes Original Equipment
 ^ Available in Blister Pack (see page 6)

Note: Due to different operating or engine conditions an alternate heat range plug maybe required.

MAKE & MODEL	ENGINE	REGULAR PLUG	STK#	GAP
HONDA Cont'd				
WB30	HONDA GX160 WZAN-1000001 THROUGH 1999999	BPR4HS-10 #	5024	.040"
WB30T	5HP HONDA G200	BP4HS-10 #	5011	.040"
WB30X	5HP HONDA GX140	BPR6ES SLD #	4008	.032"
WB30XK1, WB20XK2	5.5HP HONDA GX160	BPR6ES SLD #	4008	.032"
WD20X	3.5HP HONDA GX110	BPR6ES SLD #	4008	.032"
WD20XK1	4HP HONDA GX120	BPR6ES SLD #	4008	.032"
WD30X	5HP HONDA GX140	BPR6ES SLD #	4008	.032"
WD30XK1	5.5HP HONDA GX160	BPR6ES SLD #	4008	.032"
WDP20X	4HP HONDA GX120	BPR6ES SLD #	4008	.032"
WDP20XT	4HP HONDA GX120	BPR6ES SLD #	4008	.032"
WDP30	HONDA GX120	BPR6ES SLD #	4008	.032"
WDP30X	4HP HONDA GX120	BPR6ES SLD #	4008	.032"
WDP30XT	4HP HONDA GX120	BPR6ES SLD #	4008	.032"
WH15	HONDA GX120	BPR6ES SLD #	4008	.032"
WH15X	3.5HP HONDA GX110	BPR6ES SLD #	4008	.032"
WH15XK1	4HP HONDA GX120	BPR6ES SLD #	4008	.032"
WH20	HONDA GX160	BPR6ES SLD #	4008	.032"
WH20X	5HP HONDA GX140	BPR6ES SLD #	4008	.032"
WH20XK1	5.5HP HONDA GX160	BPR6ES SLD #	4008	.032"
WMP20	HONDA GX160	BPR6ES SLD #	4008	.032"
WMP20X	5.5HP HONDA GX160	BPR6ES SLD #	4008	.032"
WN20	4HP HONDA GC135	BPR6ES SLD #	4008	.032"
WN30	4.6HP HONDA GC160	BPR6ES SLD #	4008	.032"
WP20X	4HP HONDA GX120	BPR6ES SLD #	4008	.032"
WP30X	5.5HP HONDA GX160	BPR6ES SLD #	4008	.032"
WT20	5HP HONDA G200	BR4HS #	3322	.025"
WT20	HONDA GX160	BPR6ES SLD #	4008	.032"
WT20X	5HP HONDA GX140	BPR6ES SLD #	4008	.032"
WT20XK1	5HP HONDA GX140	BPR6ES SLD #	4008	.032"
WT20XK2, WT20XK3	5.5HP HONDA GX160	BPR6ES SLD #	4008	.032"
WT30	7HP HONDA G300	BR4HS #	3322	.025"
WT30	HONDA GX270	BPR6ES SLD #	4008	.032"
WT30X	8HP HONDA GX240	BPR6ES SLD #	4008	.032"
WT30XK1	8HP HONDA GX240	BPR6ES SLD #	4008	.032"
WT30XK2, WT30XK3	8HP HONDA GX240	BPR6ES SLD #	4008	.032"

MAKE & MODEL	ENGINE	REGULAR PLUG	STK#	GAP
HONDA Cont'd				
WT40	HONDA GX390 GC05-1000001 THROUGH 2143795	BPR6ES-11 #	7133	.044"
WT40	HONDA GX390 WACJ-1000001 THROUGH 9999999	BPR6ES SLD #	4008	.032"
WT40X	11HP HONDA GX340	BPR6ES-11 #	7133	.044"
WT40XK1, WT40XK2	11HP HONDA GXV340	BPR6ES SLD #	4008	.032"
WX10	1.5HP HONDA GX31	CR5HSB # ^	6535	.028"
WX10	HONDA GX25	CMR5H # ^	7599	.028"
WX10K	1.1HP GX25	CMR5H # ^	7599	.028"
WX15	HONDA GXH50 WAHT-1000001 THROUGH 9999999	BPR6ES SLD #	4008	.032"
WX15	HONDA GXH50 WZBY-1000001 THROUGH 9999999	CR5HSB # ^	6535	.028"
WELDERS				
EW171	11HP HONDA GX340	BPR5ES-11 #	7634	.040"
EW171K1	11HP HONDA GX340	BPR5ES SLD #	4006	.032"
HOUCINS-RUHMANN				
EDGER		BM6A SLD	6021	.025"
HOVER MOWER				
ALL	2HP ROBIN	BPM7A SLD #	7472	.024"
ALL	5HP HONDA	BPR5ES SLD #	4006	.032"
ALL	5.5HP HONDA	BPR5ES SLD #	4006	.032"
ALL	6HP KAWASAKI	BPR5ES SLD #	4006	.032"
HUDSON				
SPRAYER				
	B&S	B2-LM	1147	.025"
	KOHLER	B6S	3510	.025"
	ROBIN	B6HS	7534	.025"
	TECUMSEH	BR6S	3522	.025"
HUD-SON FOREST EQUIPMENT				
CONVEYOR				
20LD	4HP HONDA GX120	BPR6ES SLD #	4008	.032"
BR 24H	5.5HP HONDA	BPR5ES SLD #	4006	.032"
BR 28H	5.5HP HONDA	BPR5ES SLD #	4006	.032"
BR32-H	5.5HP HONDA	BPR5ES SLD #	4006	.032"
FIREWOOD PROCESSOR				
18SCP	24HP HONDA FXV670	ZGR5A #	5077	.028"
24 SCP	24HP HONDA FXV670	ZGR5A #	5077	.028"
LOG SPLITTER				
MODEL 11 HPWS	11HP HONDA GXV340	BPR5ES SLD #	4006	.032"
MODEL 24 HPWS	24HP HONDA FXV670	ZGR5A #	5077	.028"
TENON-MORTISE	8HP B&S	BR2-LM SLD	3841	.030"
HUFFMAN				
EDGER-TRIMMER		BM6A SLD	6021	.025"
TILLER		BM6A SLD	6021	.025"



Denotes Original Equipment

^ Available in Blister Pack (see page 6)

Note: Due to different operating or engine conditions an alternate heat range plug maybe required.

MAKE & MODEL	ENGINE	REGULAR PLUG	STK#	GAP
HURST				
JAWS OF LIFE		B-4	3210	.025"
HUSQVARNA				
AERATOR				
AR19B	3.5HP B&S	BR2-LM SLD	3841	.030"
AR19H	4HP HONDA GX120	BPR6ES SLD #	4008	.032"
AR25B	3.5HP B&S	BR2-LM SLD	3841	.030"
AR25H	4HP HONDA GX120	BPR6ES SLD #	4008	.032"
BLOWER				
122HB	22cc	BPM6A #	7021	.028"
125BT	25.4cc	BPMR6A # ^	6726	.020"
132HBV	32cc	BPMR7A SLD	6703	.020"
140B	40cc	BMR6A SLD #	4002	.028"
145BT/BF	40cc	BPMR7A SLD	6703	.020"
155BT		BPMR7A SLD	6703	.020"
165BT		BPMR7A SLD	6703	.020"
180BF	72cc	CMR7H ^	3066	.024"
225B, 225BX	25.4cc	BPMR6A # ^	6726	.020"
225HBV	25.4cc	BPMR7A SLD #	6703	.020"
CLEAN SWEEP				
326SX	1.2HP	BPMR7A SLD	6703	.030"
CLEARING SAW				
245RX	44cc 2.7HP	BPMR7A SLD	6703	.020"
250RX	49cc 3.3HP	BPMR7A SLD	6703	.020"
265RX	65cc 4.7HP	BPMR7A SLD	6703	.020"
DETHATCHER				
CT16A	1.6HP TECUMSEH	BPMR7A SLD	6703	.030"
CT20A	2HP TECUMSEH	BPMR7A SLD	6703	.030"
DT22BF	5.5HP B&S	BR2-LM SLD	3841	.030"
DT22BNR/HNR	5.5HP B&S	BR2-LM SLD	3841	.030"
DT22BNR/HNR	5.5HP HONDA	BPR6ES SLD #	4008	.032"
EDGER				
LE309	3.5HP B&S	B2-LM	1147	.030"
LE326EX	1.2HP	BPMR7A SLD	6703	.030"
LE359	3.5HP TECUMSEH	B2-LM	1147	.030"
LE389, LE389HD	3.8HP TECUMSEH	B2-LM	1147	.030"
HEDGE TRIMMER				
18H	18cc	BPM6A #	7021	.028"
25H	26cc	BMR6A SLD #	4002	.028"
26H	26cc	BMR6A SLD #	4002	.028"
225B		BPMR7A SLD	6703	.020"
225H	25.4cc 1.2HP	BPMR7A SLD	6703	.020"
226HD60S	1.15HP	CMR7H ^	3066	.025"
226HD75S	1.15HP	CMR7H ^	3066	.025"
226HS75S	1.15HP	CMR7H ^	3066	.025"
226HS99S	1.15HP	CMR7H ^	3066	.025"
325HDA55X	1.2HP	BPMR7A SLD	6703	.020"
326HD60X	1.2HP	BPMR7A SLD	6703	.020"
326HD75X	1.2HP	BPMR7A SLD	6703	.020"
326HDA		BPMR7A SLD	6703	.020"
326HE3X	1.2HP	BPMR7A SLD	6703	.020"
326HE4X	1.2HP	BPMR7A SLD	6703	.020"
326HS75X	1.2HP	BPMR7A SLD	6703	.020"

MAKE & MODEL	ENGINE	REGULAR PLUG	STK#	GAP
HUSQVARNA Cont'd				
326HS99X	1.2HP	BPMR7A SLD	6703	.020"
HOVERING TRIMMER				
HVT40	50cc 2HP TECUMSEH TC300	BPMR7A SLD	6703	.030"
HVT52, HTV1200, HTV1500, HTV2000		B4-LM	3410	.030"
HVT1200	50cc 2HP	BPMR7A SLD	6703	.030"
POLE SAW AND PRUNER				
235P	36cc 1.8HP	BPMR7A SLD	6703	.020"
250PS	49cc 2.4HP	BPMR7A SLD	6703	.020"
326P4, 326P5X	1.2HP	BPMR7A SLD	6703	.020"
POWER CUTTER				
268K	67cc 4.4HP	BPMR7A SLD	6703	.020"
272K	72cc 5.2HP	BPMR7A SLD	6703	.020"
3120K	119cc 7.3HP	BPMR7A SLD #	6703	.020"
371K	71cc 4.3HP	BPMR7A SLD #	6703	.020"
375K	75cc 5HP	BPMR7A SLD #	6703	.020"
SEEDER				
S22	5.5HP B&S	BR2-LM SLD	3841	.030"
S22	5.5HP HONDA	BPR6ES SLD #	4008	.032"
SNOW THROWER				
524STE	5HP TECUMSEH SNOW KING	BR6ES	4922	.030"
1130STE	11HP TECUMSEH SNOW KING OHV	BR6ES	4922	.030"
5524SE	5.5HP TECUMSEH SNOW KING	BR6ES	4922	.030"
5524ST	5.5HP TECUMSEH SNOW KING OHV	BR6ES	4922	.030"
8027STE	8HP TECUMSEH SNOW KING OHV	BR2-LM SLD	3841	.030"
8527SBE	8.5HP TECUMSEH SNOW KING	BR6ES	4922	.030"
9027STE	9HP TECUMSEH SNOW KING OHV	BR2-LM SLD	3841	.030"
ST111	136cc	BPR6ES SLD	4008	.030"
ST131	208cc	BPR6ES SLD	4008	.030"
ST151	208cc	---	---	.030"
ST224	208cc	BPR6ES SLD	4008	.030"
ST227P	254cc	BPR6ES SLD	4008	.030"
ST230P	291cc	BPR6ES SLD	4008	.030"
ST324P	254cc	BPR6ES SLD	4008	.030"
ST327P	291cc	BPR6ES SLD	4008	.030"
ST327T	414cc	---	---	.030"
ST330P	369cc	---	---	.030"
ST330T	369cc	BPR6ES SLD	4008	.030"
ST521, ST521E	5HP TECUMSEH 2-Stroke	BPM6A #	7021	.028"
ST522H	5HP TECUMSEH 4-Stroke	B6S	3510	.025"
ST624E	6HP TECUMSEH	B6S	3510	.025"
ST723R	9HP TECUMSEH	B6S	3510	.025"
ST824E	8HP TECUMSEH	B6S	3510	.025"

Outdoor Power Equipment

Denotes Original Equipment
 ^ Available in Blister Pack (see page 6)

Note: Due to different operating or engine conditions an alternate heat range plug maybe required.

MAKE & MODEL	ENGINE	REGULAR PLUG	STK#	GAP
HUSQVARNA Cont'd				
ST926EC	9HP TECUMSEH	B6S	3510	.025"
ST927E	9HP TECUMSEH	B6S	3510	.025"
ST1030EC	10HP TECUMSEH	B6S	3510	.025"
SOD CUTTER				
SC18	5.5HP HONDA	BPR6ES SLD #	4008	.032"
STUMP GRINDER				
272S	5.2HP 72cc	BPMR7A SLD	6703	.020"
SG13	13HP HONDA GX390	BPR6ES SLD #	4008	.032"
TILLER				
500RTT	4.6HP HONDA GC160	BPR6ES SLD #	4008	.032"
550CRTH	5.5HP HONDA GX160	BPR6ES SLD #	4008	.032"
550CRTT	5.5HP TECUMSEH	BR2-LM SLD	3841	.030"
650RTT	6.5HP B&S INTEK OHV	BKR5ES	2460	.030"
700 DRT	7HP B&S	BR2-LM SLD	3841	.030"
CRT35	3.5HP B&S	B2-LM	1147	.030"
CRT51	5HP B&S	B2-LM	1147	.030"
CRT53	5.5HP B&S	BR2-LM SLD	3841	.030"
CRT61	5.5HP TECUMSEH	BR2-LM SLD	3841	.030"
CRT81	8HP B&S	B2-LM	1147	.030"
CRT83	8HP B&S	BR2-LM SLD	3841	.030"
CT20	2HP TECUMSEH	BPMR6A ^	6726	.030"
TRIMMER/BRUSHCUTTER				
21LCN	21cc 0.6HP	BPM6A #	7021	.028"
32L	32cc 0.9HP	BPMR6A ^	6726	.024"
32LC	32cc 0.9HP	BPMR6A ^	6726	.024"
122L	24cc 0.9HP	BPMR7A SLD	6703	.025"
123C		BPMR7A SLD	6703	.025"
223L		BPMR7A SLD	6703	.025"
225E	25cc 1.2HP	BPMR7A SLD	6703	.020"
225L	25cc 1.2HP	BPMR7A SLD	6703	.020"
225LD	25cc 1.2HP	BPMR7A SLD	6703	.020"
225R	25cc 1.2HP	BPMR7A SLD	6703	.020"
225RD	25cc 1.2HP	BPMR7A SLD	6703	.020"
225RJ	25cc 1.2HP	BPMR7A SLD	6703	.020"
232L	31cc 1.5HP	BPMR7A SLD	6703	.020"
232R	31cc 1.5HP	BPMR7A SLD	6703	.020"
235R	36cc 1.8HP	BPMR7A SLD	6703	.020"
240R	40cc 2.4HP	BPMR7A SLD	6703	.020"
240RBD	36cc 1.8HP	BPMR7A SLD	6703	.020"
245R	44cc 2.7HP	BPMR7A SLD	6703	.020"
245RX	44cc 2.7HP	BPMR7A SLD	6703	.020"
250R	48.7cc	BPMR7A SLD	6703	.020"
265RX	65cc 4HP	BPMR7A SLD	6703	.020"
323C	24.5cc 1.5HP	BPMR7A SLD	6703	.020"
323E	24.5cc 1.5HP	BPMR7A SLD	6703	.020"
323L	24.5cc 1.5HP	BPMR7A SLD	6703	.020"
323R	24.5cc 1.5HP	BPMR7A SLD	6703	.020"
324L	24.5cc 1.5HP	BPMR7A SLD	6703	.020"
325CX	24.5cc 1.5HP	BPMR7A SLD	6703	.020"
326EX	24.5cc 1.5HP	BPMR7A SLD	6703	.020"
326L, 326LD	24.5cc 1.5HP	BPMR7A SLD	6703	.020"

MAKE & MODEL	ENGINE	REGULAR PLUG	STK#	GAP
HUSQVARNA Cont'd				
326LX	24.5cc 1.5HP	BPMR7A SLD	6703	.020"
326RJX	24.5cc 1.5HP	BPMR7A SLD	6703	.020"
326RX	24.5cc 1.5HP	BPMR7A SLD	6703	.020"
326SX	24.5cc 1.5HP	BPMR7A SLD	6703	.020"
335R		CMR6A #	1223	.028"
MONDO	21cc 0.7HP	BPMR7A SLD	6703	.025"
MONDO MAX	24cc 0.8HP	BPMR7A SLD	6703	.025"
MONDO MEGA	24cc 0.8HP	BPMR7A SLD	6703	.025"
HUSTLER				
SPRAY RIG	16HP KOHLER K341	B-6L	3212	.036"
SPRAY RIG	TECUMSEH	B6S	3510	.036"
INDIAN				
ROTARY TILLER		B6S	3510	.025"
SNOW THROWER		B6S	3510	.025"
INDUSTRIAL AIR SOLUTIONS				
VACUUM				
ELEPHANT VAC EVC-4H	23HP B&S VANGUARD	BKR5ES	2460	.030"
INGERSOLL				
AIR COMPRESSOR				
	11.5HP KAWASAKI FE350D	BPR5ES SLD #	4006	.032"
	9.5HP KAWASAKI FE290D	BPR5ES SLD #	4006	.032"
INTERNATIONAL				
BLOWERS	B&S & TECUMSEH	BR2-LM SLD	3841	.025"
CHIPPERS	B&S & TECUMSEH	BR2-LM SLD	3841	.025"
EDGERS	B&S & TECUMSEH	BR2-LM SLD	3841	.025"
LOG SPLITTERS	B&S & TECUMSEH	BR2-LM SLD	3841	.025"
SHREDDER		BM6A SLD	6021	.025"
SNOW THROWER				
265		BM6A SLD	6021	.025"
266		BM6A SLD	6021	.025"
328		BM6A SLD	6021	.025"
MODEL 10		BM6A SLD	6021	.025"
MODEL 8		BM6A SLD	6021	.025"
TILLER				
	B&S & TECUMSEH	BR2-LM SLD	3841	.025"
CADET 60		B6S	3510	.025"
CADET (EXC. 60)		BM6A SLD	6021	.025"
J. C. PENNEY				
TRIMMER				
709030		B2-LM	1147	.025"
709035		B2-LM	1147	.025"
JACOBSEN				
AERATOR				
	4HP HONDA OHV	BPR5ES SLD #	4006	.032"
	7.5HP B&S VANGUARD	BKR5ES	2460	.030"
DETHATCHER				
	11HP KOHLER	BKR5E-11	6953	.040"



Denotes Original Equipment

^ Available in Blister Pack (see page 6)

Note: Due to different operating or engine conditions an alternate heat range plug maybe required.

MAKE & MODEL	ENGINE	REGULAR PLUG	STK#	GAP
JACOBSEN Cont'd				
POWER RAKE				
	7HP B&S IC	BR2-LM SLD	3841	.030"
SNO-BLITZ		BM6A SLD	6021	.036"
SNOW THROWER				
	B&S	B2-LM	1147	.025"
	JACOBSON 321	B4-LM	3410	.025"
	OTHER JACOBSEN	B-2	3110	.025"
	TECUMSEH	BR4-LM	4133	.025"
SNOWBURST		B-2	3110	.025"
SOD CUTTER				
	12HP KOHLER OHV	BPR4ES SLD ^	6578	.030"
	5.5HP HONDA GX160	BPR6ES SLD #	4008	.032"
TURF EQUIPMENT				
	6.5HP B&S INTEK	BKR5ES	2460	.030"
	8HP KOHLER K181	BR6S	3522	.025"
	10HP KOHLER K241	B-6L	3212	.025"
	12HP KOHLER K301	B-6L	3212	.025"
	14HP KOHLER K321	B-6L	3212	.025"
	15HP KAWASAKI OHV	BCPR6ES	2330	.025"
	16HP KOHLER K341	B-6L	3212	.025"
	17HP KAWASAKI OHV	BCPR6ES	2330	.025"
	17.5HP B&S ELS	BKR5ES	2460	.030"
	18HP B&S INTEK V-TWIN	BKR5ES	2460	.030"
	18HP KOHLER K361	B-6L	3212	.025"
	19HP KAWASAKI V-TWIN OHV	BCPR6ES	2330	.025"
	21HP KAWASAKI V-TWIN OHV	BPR4ES SLD # ^	6578	.028"
	23HP KOHLER K582	B-6L	3212	.025"
	25HP B&S INTEK V-TWIN	BKR5ES	2460	.030"
	25HP KOHLER COMMAND OHV	BKR5ES	2460	.030"
	25HP KUBOTA WG752	BCP4ES-11 #	1086	.044"
	B&S	B2-LM	1147	.025"
	FORD 67 ci	B-2	3110	.025"
	FORD 192 ci	B-2	3110	.025"
	JACOBSEN	B2-LM	1147	.025"
	PERKINS G4-236	BP6ES SLD	4007	.025"
	WISCONSIN-ROBIN EY25W	B6HS	7534	.025"
18 MM HD		AB-6	2910	.025"
TURF TRUCK				
GX810	295cc EH29C	BP4ES #	6928	.028"
GX810	350cc EH35C	BP5ES SLD #	2140	.025"
JARI				
POWER SCYTHE		B6S	3510	.025"

MAKE & MODEL	ENGINE	REGULAR PLUG	STK#	GAP
JARI Cont'd				
SNOW THROWER		B6S	3510	.025"
JIFFY				
DRILL				
	B&S	B2-LM	1147	.025"
	TECUMSEH	BR6S	3522	.025"
TILLER				
	B&S	B2-LM	1147	.025"
	TECUMSEH	BR6S	3522	.025"
JOBU				
BRUSHCUTTER		BM6A SLD	6021	.025"
JOHN DEERE				
AIR COMPRESSOR				
AC1-5GH	HONDA GX160	BPR5ES SLD #	4006	.032"
AC1-5GS	SUBARU EX13	BR6HS # ^	3922	.028"
AC1-8GH	HONDA GX200	BPR6ES SLD #	4008	.032"
AC1-8GS	SUBARU EX21	BR6HS # ^	3922	.028"
AC1-20GH	HONDA GX200	BPR6ES SLD #	4008	.032"
AC1-20GS	SUBARU EX21	BR6HS # ^	3922	.028"
AC2-8GH	HONDA GX270	BPR5ES SLD #	4006	.032"
AC2-8GS	9HP SUBARU EX27	BR6HS # ^	3922	.028"
AC2-20GH	HONDA GX270	BPR5ES SLD #	4006	.032"
AC2-20GHS	HONDA GX270	BPR5ES SLD #	4006	.032"
AC2-20GS	9HP SUBARU EX27	BR6HS # ^	3922	.028"
AC2-20GSS	9HP SUBARU EX27	BR6HS # ^	3922	.028"
AC2-30GHS	HONDA GX390	BPR5ES SLD #	4006	.032"
AIR COMPRESSOR/GENERATOR				
AC1-CG16H	HONDA GX200	BPR6ES SLD #	4008	.032"
AC2-CG35H	HONDA GX390	BPR5ES SLD #	4006	.032"
AC2-CG35H-30	HONDA GX390	BPR5ES SLD #	4006	.032"
AC2-CG35H-P	HONDA GX390	BPR5ES SLD #	4006	.032"
AC2-CG40S-30	SUBARU EX40	BR6HS # ^	3922	.028"
BLOWER				
BACKPACK BLOWER NO.2, NO.4		BM6A SLD	6021	.025"
BRUSHCUTTER				
82G, 83G		BM4A SLD	4000	.025"
90G, 110G, 210G, 240G, 260G		BM6A SLD	6021	.025"
LOG SPLITTER				
LOG SPLITTER		B6S	3510	.025"
NYLON TRIMMER				
80G		BM6A SLD	6021	.025"
82G, 83G		BM4A SLD	4000	.025"
85G		B4-LM	3410	.025"
PRESSURE WASHER				
AC-2500GH	HONDA GX390	BPR5ES SLD #	4006	.032"
AC-2700GS	SUBARU EX21	BR6HS # ^	3922	.028"
AC-3300GH	HONDA GX390	BPR5ES SLD #	4006	.032"
AC-3500GH	HONDA GX390	BPR5ES SLD #	4006	.032"
AC-3500GHH	HONDA GX390	BPR5ES SLD #	4006	.032"
AC-3500GSH	SUBARU EX40	BR6HS # ^	3922	.028"
HR-2410GH	HONDA GCV160	BPR6ES SLD #	4008	.032"
HR-2500GH	HONDA GCV160	BPR6ES SLD #	4008	.032"
HR-2700GH	HONDA GCV190	BPR6ES SLD #	4008	.032"

Outdoor Power Equipment

Denotes Original Equipment
 ^ Available in Blister Pack (see page 6)

Note: Due to different operating or engine conditions an alternate heat range plug maybe required.

MAKE & MODEL	ENGINE	REGULAR PLUG	STK#	GAP
JOHN DEERE Cont'd				
PR-3000GH	HONDA GX200	BPR6ES SLD #	4008	.032"
PR-3000GS	SUBARU EX21	BR6HS # ^	3922	.028"
PR-3400GH	HONDA GX270	BPR6ES SLD #	4008	.032"
PR-3400GS	9HP SUBARU EX27	BR6HS # ^	3922	.028"
PR-4000GH	HONDA GX390	BPR5ES SLD #	4006	.032"
PR-4000GS	SUBARU EX40	BR6HS # ^	3922	.028"
SNOW THROWER				
	B&S	B2-LM	1147	.025"
	TECUMSEH	BR6S	3522	.025"
320		B-2	3110	.025"
321		BPMR6A ^	6726	.025"
520		BPMR6A ^	6726	.025"
724D	7HP TECUMSEH OHS70	BR6ES	4922	.030"
726E	205cc B&S	BKR5ES	2460	.030"
824		BPMR6A ^	6726	.025"
1026		B4-LM	3410	.025"
1028E	305cc B&S OHV	BKR5ES	2460	.030"
1128DE, 1128DDE	11HP TECUMSEH OHSK110	BR6ES	4922	.030"
1330SE, 1338PE	342cc B&S OHV	BKR5ES	2460	.030"
1332DDE	13HP TECUMSEH OHSK130	BR6ES	4922	.030"
1332PE	B&S SNOW SERIES MAX ENGINE 4-Stroke	BKR5ES	2460	.030"
TRS 21		BPMR6A ^	6726	.025"
SPRAYER				
SPRAYER		B6S	3510	.025"
SWEEPER				
SWEEPER		B6S	3510	.025"
TILLER				
TILLER		B6S	3510	.025"
TRIMMER				
	5.2HP KAWASAKI FA210Y	BMR6A SLD #	4002	.028"
	8HP KOHLER K181	BR6S	3522	.025"
	9HP KAWASAKI FC290Y	BPR5ES SLD #	4006	.032"
	10HP KOHLER K241	B-6L	3212	.025"
	12HP KOHLER K301	B-6L	3212	.025"
	12.5HP KAWASAKI FB460V	BMR4A SLD #	4004	.028"
	14HP KOHLER K321	B-6L	3212	.025"
	16HP KOHLER K341	B-6L	3212	.025"
	17HP KOHLER KT17	UR4	6630	.025"
	20HP KOHLER K532	B-6L	3212	.025"
	B&S	B2-LM	1147	.025"
	KIORITZ	BM6A SLD	6021	.025"
	TECUMSEH	BR6S	3522	.025"

MAKE & MODEL	ENGINE	REGULAR PLUG	STK#	GAP
JOHN DEERE Cont'd				
WATER PUMP				
AC-SP2GG1	HONDA GX120	BPR6ES SLD #	4008	.032"
AC-SP2GS1	SUBARU EX13	BR6HS # ^	3922	.028"
AC-SP3GH1	HONDA GX200	BPR6ES SLD #	4008	.032"
AC-SP3GS1	SUBARU EX21	BR6HS # ^	3922	.028"
WELDER/GENERATOR				
AC2-CW5170S	SUBARU EX40	BR6HS # ^	3922	.028"
AC2-CW5170S-B	SUBARU EX40	BR6HS # ^	3922	.028"
AC2-CW5220H	HONDA GX690	ZFR5F #	7558	.032"
JOLLYHOE				
14MM HD		B4-LM	3410	.025"
JONSERED				
BLOWER				
B 2126	28cc	BPMR6A ^	6726	.024"
BB 2250	50.2cc	CMR7H # ^	3066	.028"
BV 2126	28cc	BPMR6A ^	6726	.024"
BRUSHCUTTER/TRIMMER				
CC 2128	28cc	BPMR8Y ^	2218	.024"
CC 2235	34.6cc	BPMR8Y ^	2218	.020"
CC 2245	45.7cc	CMR6H # ^	3365	.028"
GC 2128C	28cc	BPMR6A ^	6726	.024"
GT 2128	28cc	BPMR6A ^	6726	.024"
SNOW THROWER				
ST1153EP	179cc	BPR6ES SLD	4008	.030"
ST2361EP	208cc	BPR6ES SLD	4008	.030"
ST2368EP	254cc	BPR6ES SLD	4008	.030"
ST2376EP	291cc	BPR6ES SLD	4008	.030"
TILLER				
J208C14	9.5FPT B&S 950 SERIES	BKR5ES	2460	.030"
J208D17	9.5FPT B&S 950 SERIES	BKR5ES	2460	.030"
J208F24	9.5FPT B&S 950 SERIES	BKR5ES	2460	.030"
K & S				
EDGER		BM6A SLD	6021	.025"
TRIMALL	B&S	B2-LM	1147	.025"
TRIMMER	PISTON PRODUCTS	BM6F ^	6221	.025"
KAAZ				
BRUSHCUTTER J / V SERIES		BM6A SLD	6021	.025"
SPRAYER				
	3.4HP KAWASAKI KF34	B6S	3510	.025"
	5HP KAWASAKI KF53	B6HS	7534	.025"
	6.5HP KAWASAKI KF64	B6S	3510	.025"
	SUBARU-ROBIN EY14	B6HS	7534	.025"
	SUBARU-ROBIN EY18	B6HS	7534	.025"
	SUBARU-ROBIN EY25	B6HS	7534	.025"
TRIMMER				
110		BM6A SLD	6021	.025"
	1.2HP KAWASAKI KT12	BMR6A SLD #	4002	.028"



Denotes Original Equipment

^ Available in Blister Pack (see page 6)

Note: Due to different operating or engine conditions an alternate heat range plug maybe required.

MAKE & MODEL	ENGINE	REGULAR PLUG	STK#	GAP
KAAZ Cont'd				
	1.3HP MITSUBISHI T130	BMR6A SLD #	4002	.028"
SILVER X		BM6A SLD	6021	.025"
TM30B		BM6A SLD	6021	.025"
KANGA				
LOADER				
	13HP HONDA	BPR5ES SLD #	4006	.032"
	16HP HONDA	BPR5ES SLD #	4006	.032"
	20HP HONDA	ZGR5A #	5077	.028"
	24HP HONDA	ZGR5A #	5077	.028"
KAWASAKI				
BLOWERS				
KRB300A	26.3cc	BPMR6A # ^	6726	.030"
KRB400A	48.6cc	BPMR7A SLD #	6703	.026"
KRB400B	48.6cc	BPMR7A SLD #	6703	.026"
KRB450BC	48.6cc	BPMR7A SLD #	6703	.026"
KRB650B	45.4cc	BPMR7A SLD #	6703	.026"
KRB700B	59.2cc	BPMR7A SLD #	6703	.026"
KRB750B	64.7cc	BPMR7A SLD #	6703	.026"
KRH300A	26.3cc	BPMR7A SLD #	6703	.028"
EDGER				
KEL26A	25.4cc	BPMR6A # ^	6726	.028"
KEL27	26.3cc	BPMR7A SLD #	6703	.028"
KEL27A	25.4cc	BPMR6A # ^	6726	.030"
HEDGE CLIPPER				
KCL525	26.3cc	BPMR7A SLD #	6703	.028"
KCL600	26.3cc	BPMR7A SLD #	6703	.028"
KCS525	26.3cc	BPMR7A SLD #	6703	.028"
KCS600	26.3cc	BPMR7A SLD #	6703	.028"
HEDGE TRIMMER				
KHD600A	22.5cc	BMR4A SLD #	4004	.028"
KHD600B	22.5cc	BPMR6A # ^	6726	.030"
KHDS600	22.5cc	BPMR6A # ^	6726	.028"
KHDS750	22.5cc	BPMR6A # ^	6726	.028"
KHS750A	22.5cc	BMR4A SLD #	4004	.028"
KHS750AC	22.5cc	BMR4A SLD #	4004	.028"
KHS750B	22.5cc	BPMR6A # ^	6726	.026"
KHS750BC	22.5cc	BMR7A #	4226	.028"
KHS1100A	22.5cc	BMR4A SLD #	4004	.028"
KHS1100B	22.5cc	BPMR6A # ^	6726	.030"
KHSS750	22.5cc	BPMR6A # ^	6726	.028"
KHSS1100	22.5cc	BPMR8Y # ^	2218	.028"
KHT600D	22.5cc	BPMR6A # ^	6726	.030"
KHT600S	22.5cc	BPMR6A # ^	6726	.030"
KHT600SC	22.5cc	BMR7A #	4226	.028"
KHT750D	22.5cc	BPMR6A # ^	6726	.030"
KHT750S	22.5cc	BPMR6A # ^	6726	.030"
KHT750SC	22.5cc	BMR7A #	4226	.028"
TRIMMER				
KBL23A	22.5cc	BPMR6A # ^	6726	.030"
KBL26A	25.4cc	BPMR6A # ^	6726	.030"
KBL27	26.3cc	BPMR7A SLD #	6703	.028"
KBL27A	26.3cc	BPMR6A # ^	6726	.030"
KBL34A	33.3cc	BPMR6A # ^	6726	.030"
KBL35	34.4cc	BPMR7A SLD #	6703	.028"

MAKE & MODEL	ENGINE	REGULAR PLUG	STK#	GAP
KAWASAKI Cont'd				
KGT27	26.3cc	BPMR7A SLD #	6703	.028"
KGT27A	26.3cc	BPMR6A # ^	6726	.030"
KGT35	34.4cc	BPMR7A SLD #	6703	.028"
KMS27	26.3cc	BPMR7A SLD #	6703	.028"
KTF27	26.3cc	BPMR7A SLD #	6703	.028"
KTFR27	26.3cc	BPMR7A SLD #	6703	.028"
KTR26AC	25.4cc	BPMR6A # ^	6726	.030"
KTR27A	26.3cc	BPMR6A # ^	6726	.030"
WATER PUMP				
FA76		BP4HS #	3611	.028"
FA130		BP4HS #	3611	.028"
FA210		BP4HS #	3611	.028"
KEE				
EDGER				
	3.5HP B&S	BR2-LM SLD	3841	.030"
	4HP HONDA GX120	BPR6ES SLD #	4008	.032"
	5HP B&S	BR2-LM SLD	3841	.030"
KEN-BAR				
UTILITY VEHICLE				
D-13 HUNTERS RUN	13HP TECUMSEH OHV	BR6ES	4922	.030"
D-17 MOUNTAINEER	17HP TECUMSEH OHV	BR6ES	4922	.030"
KING O'LAWN				
ALL	B&S	B2-LM	1147	.025"
KLOPPING-HARDIE				
THATCHER		BM6A SLD	6021	.025"
KLUGE				
EARTH AUGER		BM6A SLD	6021	.025"
KOYKER				
UTILITY VEHICLE				
RAPTOR 1000M	16HP B&S OHV TWIM	BKR5ES	2460	.030"
RAPTOR 4000H	25HP KOHLER OHV TWIN	BKR5ES	2460	.030"
RAPTOR 4000M	16HP B&S OHV TWIM	BKR5ES	2460	.030"
KUBOTA				
PUMP				
		BP4HS-10 #	5011	.040"
TILLER				
AT25	GS90V	BR4HS	3322	.028"
AT55	GA200	BR4HS	3322	.028"
AT70S	GS280	BR4HS	3322	.028"
KWIK-WAY				
BLOWER		BM6A SLD	6021	.025"
SHREDDER-GRINDER	CLINTON	B-6L	3212	.025"
LAMBERT				
BLOWER, LAWN SHREDDER, MULCHER				
	5HP B&S	B2-LM	1147	.025"
	TECUMSEH	BR6S	3522	.025"
LAWN-BOY				
SNOW THROWER				
1850, 1851		BM6A SLD	6021	.025"
1871		BM6A SLD	6021	.025"
TRIMMER				
	B&S	B2-LM	1147	.025"

Outdoor Power Equipment

Denotes Original Equipment
^ Available in Blister Pack (see page 6)

Note: Due to different operating or engine conditions an alternate heat range plug maybe required.

MAKE & MODEL	ENGINE	REGULAR PLUG	STK#	GAP
LAWN-BOY Cont'd				
	PISTON POWER	BM6F ^	6221	.025"
	TECUMSEH	BR6S	3522	.025"
ALL OTHER MODELS		BM6A SLD	6021	.025"
GOLD - SERIES	127cc	BR6S	3522	.036"
SILVER - SERIES	127cc	BR6S	3522	.036"
LAWN FLITE				
TRACTOR AND TILLER				
	B&S	B2-LM	1147	.025"
	B&S TWIN	BR6S	3522	.030"
	TECUMSEH	BR6S	3522	.025"
LAZY BOY				
SNOW THROWER		BM6A SLD	6021	.025"
TILLER	B&S	B2-LM	1147	.025"
LEHR				
BLOWER/VACUUM				
BV025HH	25.4cc PROPANE	CMR6A #	1223	.028"
STRING TRIMMER				
ST025CS	25.4cc PROPANE	CMR6A #	1223	.028"
ST025DC	25.4cc PROPANE	CMR6A #	1223	.028"
ST025DS	25.4cc PROPANE	CMR6A #	1223	.028"
ST025SS	25.4cc PROPANE	CMR6A #	1223	.028"
LICKETY CLIPPER				
	KOHLER	B2-LM	1147	.025"
	WISCONSIN	BP4ES	6928	.025"
KPM-4		B6S	3510	.025"
WM-4		AB-6	2910	.025"
LIL BUBBA				
EDGER				
	3HP HONDA GX100	BPR6ES SLD #	4008	.032"
	4HP HONDA GX120	BPR6ES SLD #	4008	.032"
	5.5HP HONDA GX160	BPR6ES SLD #	4008	.032"
	8HP HONDA GX240	BPR6ES SLD #	4008	.032"
LINDIG				
CHIPPER, COMPOSTER, SHREDDER, WOOD SPLITTER				
	8HP KOHLER K181	BR6S	3522	.025"
	10HP KOHLER K241	B-6L	3212	.025"
	12HP KOHLER K301	B-6L	3212	.025"
	16HP KOHLER K341	B-6L	3212	.025"
	20HP KOHLER K532	B-6L	3212	.025"
	B&S	B2-LM	1147	.025"
	TECUMSEH	BR6S	3522	.025"
KAJON	10HP KOHLER K241	B-6L	3212	.025"
KAJON	12HP KOHLER K301S	B-6L	3212	.025"
KAJON	20HP KOHLER K532	B-6L	3212	.025"
KAJON	B&S	B2-LM	1147	.025"
SERIES 900	30HP WISCONSIN VH4D	AB-6	2910	.025"

MAKE & MODEL	ENGINE	REGULAR PLUG	STK#	GAP
LINDIG Cont'd				
SERIES 900	65HP WISCONSIN V465D	BP6ES SLD	4007	.025"
XR930		AB-6	2910	.025"
XR965		BP6ES SLD	4007	.030"
XR1265	FORD 172 ci	B-6L	3212	.025"
XR12130	FORD 300 ci	A6FS	2210	.025"
XR16130	FORD 300 ci	A6FS	2210	.025"
XR16160	FORD 330 ci	A6FS	2210	.025"
LIT-R-BLO				
BLOWER				
	B&S	B2-LM	1147	.025"
	KAWASAKI	B5HS	4210	.028"
	TECUMSEH	BR6S	3522	.025"
LITTLE BEAVER				
EARTH DRILL				
	5HP HONDA OHV	BP5ES SLD #	2140	.025"
	8HP HONDA OHV	BP4ES #	6928	.028"
	9HP HONDA OHV	BP4ES #	6928	.028"
	11HP HONDA OHV	BP4ES #	6928	.028"
	B&S	B2-LM	1147	.025"
	B&S	BKR5ES	2460	.030"
	CLINTON	B6S	3510	.025"
	KOHLER	B2-LM	1147	.025"
	TECUMSEH	BR4-LM	4133	.025"
	WISCONSIN-ROBIN	B6HS	7534	.025"
LITTLE WONDER				
BED SHAPER				
	10.5HP B&S	BR2-LM SLD	3841	.030"
	13HP HONDA	BPR5ES SLD #	4006	.032"
	14HP KAWASAKI	BPR5ES SLD #	4006	.032"
BLOWER				
9100	10HP B&S INTEK IC	BKR5ES	2460	.030"
9111 HO	11HP B&S 256422	BR2-LM SLD	3841	.030"
9130 HO	13HP HONDA GX390	BPR6ES SLD #	4008	.032"
9500 HO	5HP B&S 135212	BR2-LM SLD	3841	.030"
9502 SHO	5HP HONDA	BPR5ES SLD #	4006	.032"
9510 HO	5HP B&S 133212	BR2-LM SLD	3841	.030"
9600	6HP B&S INTEK	BKR5ES	2460	.030"
9800 HO	8HP B&S 192412	BR2-LM SLD	3841	.030"
9810 HO	8HP B&S 196432	BR2-LM SLD	3841	.030"
9900 HO	9HP HONDA GX270	BPR6ES SLD #	4008	.032"
BLOWER, SHREDDER, VACUUM				
8160	16HP B&S VANGUARD V-TWIN	BKR5ES	2460	.030"
9555	9/10HP ECHO 9555CW	BPMR7A SLD	6703	.026"
EDGER				
6002	3.5HP B&S 91200	BR2-LM SLD	3841	.030"
6002IC	3.5HP B&S 92200	BR2-LM SLD	3841	.030"



Denotes Original Equipment

^ Available in Blister Pack (see page 6)

Note: Due to different operating or engine conditions an alternate heat range plug maybe required.

MAKE & MODEL	ENGINE	REGULAR PLUG	STK#	GAP
LITTLE WONDER Cont'd				
6032	3.5HP B&S 91200	BR2-LM SLD	3841	.030"
6032IC	3.5HP B&S 92200	BR2-LM SLD	3841	.030"
6050	34cc REDMAX/KOMAT SU	BPMR7A SLD	6703	.020"
6132 PRO	3.5HP B&S I/C	BR2-LM SLD	3841	.030"
6232 PRO	4HP HONDA	BPR6ES SLD #	4008	.032"
HEDGE TRIMMER				
2216D	9/10HP ECHO SV-4B1E	BPM7Y #	4921	.024"
2224D	9/10HP ECHO SV-4B1E	BPM7Y #	4921	.024"
2230D	9/10HP ECHO SV-4B1E	BPM7Y #	4921	.024"
2230S	9/10HP ECHO SV-4B1E	BPM7Y #	4921	.024"
2242S	9/10HP ECHO SV-4B1E	BPM7Y #	4921	.024"
2300	22.5cc ZENOAH	BM7A ^	6521	.025"
2310	22.5cc ZENOAH	BM7A ^	6521	.025"
TILLER				
	4HP KOHLER K91	B6S	3510	.025"
	8HP KOHLER K181	BR6S	3522	.025"
	9HP B&S	BKR5ES	2460	.030"
	16HP B&S	BKR5ES	2460	.030"
	B&S	B2-LM	1147	.025"
	KIORITZ	BM6A SLD	6021	.025"
7222	9/10HP ECHO SV-4B1E	BPM7Y #	4921	.024"
O & R		BM6A SLD	6021	.025"
LO-BLO				
AIR BROOM				
	4HP KOHLER K91	B6S	3510	.025"
	7HP KOHLER K161	B6S	3510	.025"
	8HP KOHLER K181	BR6S	3522	.025"
	10HP KOHLER K241	B-6L	3212	.025"
	12.5HP KOHLER K331	B6S	3510	.025"
	14HP KOHLER K321	B-6L	3212	.025"
	B&S	B2-LM	1147	.025"
	CLINTON	B-6L	3212	.025"
	TECUMSEH	BR6S	3522	.025"
	WISCONSIN S8D	AB-6	2910	.025"
MACKISSIC				
BLOWER				
LB800, LB800EZ	205cc B&S	BKR5ES	2460	.030"
LB1100, LB110EZ	11.5FT/LBS B&S OHV 249cc	BKR5ES	2460	.030"
LB1350IEZ	305cc B&S OHV	BKR5ES	2460	.030"
CHIPPER/SHREDDER				
LSC800, SC800	205cc B&S	BKR5ES	2460	.030"
LSC1100, 12P	11.5FT/LBS B&S 1100 SERIES OHV 249cc	BKR5ES	2460	.030"

MAKE & MODEL	ENGINE	REGULAR PLUG	STK#	GAP
MACKISSIC Cont'd				
SC183, SC262	18HP B&S VANGUARD 570cc	BKR5ES	2460	.030"
SC1650	16.5FT/LBS B&S OHV 342cc	BKR5ES	2460	.030"
LEAF VACUUM/BAGGER				
LC800EZ	205cc B&S	BKR5ES	2460	.030"
LCB1102, LCB1102E	11.5FT/LBS B&S OHV 249cc	BKR5ES	2460	.030"
MAGNA				
MULCHER, TILLER				
	B&S	B2-LM	1147	.025"
	TECUMSEH	BR6S	3522	.025"
MAINLINE (BCS)				
ML35 CULTIVATOR		BM7A ^	6521	.025"
SHREDDER		B5HS	4210	.025"
SNOW THROWER		B5HS	4210	.025"
SPRAYER		B5HS	4210	.025"
TILLER		B5HS	4210	.025"
MAKITA				
BLOWER				
BBX7600N	75.6cc	CMR6A #	1223	.024"
BHX2500CA	24.5cc ROBIN	CMR6A #	1223	.024"
EB7650TH	75.6cc	CMR6A #	1223	.024"
EB7650WH	75.6cc	CMR6A #	1223	.024"
RBL-250	24.5cc ROBIN	BMR7A #	4226	.028"
RBL-500	48.6cc ROBIN	BPM7A SLD #	7472	.020"
BRUSHCUTTER				
DBC-300	30cc MAKITA	BPMR7A SLD	6703	.020"
EM2650UH	25.4cc	CMR4A #	5474	.032"
RBC-252	24.5cc ROBIN	BMR7A #	4226	.028"
RBC-310	30.5cc ROBIN	BPM7A SLD #	7472	.028"
EDGER				
RBE-250	24.5cc ROBIN	BMR7A #	4226	.028"
HEDGE TRIMMER				
EH-561	21.7cc ROBIN	BMR7A #	4226	.028"
EH-760	21.7cc ROBIN	BMR7A #	4226	.028"
EN4951SH	25.4cc	CMR4A #	5474	.032"
EN5550SH	25.4cc	CMR4A #	5474	.032"
EN5950SH	25.4cc	CMR4A #	5474	.032"
EN7350SH	25.4cc	CMR4A #	5474	.032"
HN4950H	25.4cc	CMR4A #	5474	.032"
LINE TRIMMER				
DST-300	30cc MAKITA	BPMR7A SLD	6703	.020"
RST-250	24.5cc ROBIN	BMR7A #	4226	.028"
MISTER				
PM7650H	75.6cc	CMR6A #	1223	.024"
POWER CUTTER				
DPC-7001	70cc MAKITA	BPMR6A # ^	6726	.020"
DPC-9501	95cc MAKITA	BPMR6A # ^	6726	.020"
PRESSURE WASHER				
EHW-120	45cc MAKITA	BPMR7A SLD	6703	.020"
PUMP				
EW100R	37.7cc ROBIN	BPM7A SLD #	7472	.020"
EW200R	143cc SUBARU-ROBIN EY15D	B6HS	7534	.025"
EW200TR	183cc SUBARU-ROBIN EY20D	B6HS	7534	.025"

Outdoor Power Equipment

Denotes Original Equipment
 ^ Available in Blister Pack (see page 6)

Note: Due to different operating or engine conditions an alternate heat range plug maybe required.

MAKE & MODEL	ENGINE	REGULAR PLUG	STK#	GAP
MAKITA Cont'd				
EW300R	183cc SUBARU-ROBIN EY20D	B6HS	7534	.025"
EW300TR	273cc SUBARU-ROBIN EY28D	BP6HS #	7331	.024"
EW310TR		B6HS	7534	.025"
EW400TR	388cc SUBARU-ROBIN EY40D	BP6HS #	7331	.024"
STRING TRIMMER				
DST-300	30cc MAKITA	BPMR7A SLD	6703	.020"
DST-301	30cc MAKITA	BPMR7A SLD	6703	.020"
EM2650LH	25.4cc	CMR4A #	5474	.032"
EM2652LHN	25.4cc	CMR4A #	5474	.032"
RBC-25A	24.5cc ROBIN	BMR7A #	4226	.028"
RBC-221	21.7cc ROBIN	BMR7A #	4226	.028"
RBC-230	22.2cc ROBIN	BMR7A #	4226	.028"
RBC-251	24.5cc ROBIN	BMR7A #	4226	.028"
RBC-253	24.5cc ROBIN	BMR7A #	4226	.028"
RBC-260	25.4cc ROBIN	BPM7A SLD #	7472	.028"
RBC-261	25.4cc ROBIN	BPM7A SLD #	7472	.028"
MANLEY				
BLUE OX		AB-6	2910	.025"
MANTIS				
BLOWER, SHREDDER, VACUUM				
9555	9/10HP ECHO 9555CW	BPMR7A SLD	6703	.026"
EDGER				
6040	9/10HP ECHO SV-4B1E	BPM7Y #	4921	.024"
TILLER				
7222	9/10HP ECHO SV-4B1E	BPM7Y #	4921	.024"
7260	4HP HONDA GXV120	BPR5ES SLD #	4006	.032"
MARTIN				
PRESSURE WASHER				
MACH V	4HP HONDA GXV120	BPR5ES SLD #	4006	.032"
MARUYAMA				
BLOWER				
BL230	22.6cc	BMR7A #	4226	.028"
BL400/BL4000	40.2cc	BMR7A #	4226	.028"
BL471	47.1cc	BMR7A #	4226	.028"
BL480/BL4800	48.6cc	BMR7A #	4226	.028"
BRUSHCUTTER				
BC200, BC200C, BC201, BC201C	19.8cc	BPMR6A # ^	6726	.024"
BC260, BC260C, BC260H	25.4cc	BPMR6A # ^	6726	.024"
BC320C, BC320H, BCX320,	31.8cc	BPMR6A # ^	6726	.024"
BC420, BC402H, BC402M, BC4200H	41.5cc	BPMR6A # ^	6726	.024"
BC480M	48cc	BPMR6A # ^	6726	.024"
BC500H	50.2cc	BPMR6A # ^	6726	.024"
BCGX22	22.2cc	CR5HSB # ^	6535	.028"
BCGX31	31cc	CR5HSB # ^	6535	.028"
EDGER				
ED2321, ED2621, E30S		BPMR6A # ^	6726	.025"
ED260, ED261	25.4cc	BPMR6A # ^	6726	.024"
EXTENDED REACH HEDGETRIMMER				

MAKE & MODEL	ENGINE	REGULAR PLUG	STK#	GAP
MARUYAMA Cont'd				
EHT2300D	22.5cc	BPMR6A # ^	6726	.024"
EHT2600D	25.4cc	BPMR6A # ^	6726	.024"
HEDGE TRIMMER				
HT159, HT159L	16cc	BPMR6A # ^	6726	.024"
HT210L	21cc	BMR6A SLD #	4002	.028"
HT220	22cc	BPMR6A # ^	6726	.024"
HT230, HT230D, HT230L	22.5cc	BPMR6A # ^	6726	.024"
HT2300, HT2300D, HT2300L	22.5cc	BPMR6A # ^	6726	.024"
HT242, HT242L	24.2cc	BPMR6A # ^	6726	.024"
HT250, HT250L	25cc	BMR6A SLD #	4002	.028"
HT260D	25.4cc	BPMR6A # ^	6726	.024"
HT3221, HT2321L, HT2321D, HT2321DR, HT2321DLR, EHT2321D, EHT2321DSL		BPMR6A # ^	6726	.025"
ML23H	22.5cc	BPMR6A # ^	6726	.024"
MISTER				
MS045D	45cc	BPMR6A # ^	6726	.024"
MS046	46cc	BPMR6A # ^	6726	.024"
MS055D, MS055ED	55cc	BPMR6A # ^	6726	.024"
MS056	56cc	BPMR6A # ^	6726	.024"
MULTI-CUTTER				
M30BK-S, M42BK		BPMR8Y # ^	2218	.025"
MC260, MC260C, MC261	25.4cc	BPMR6A # ^	6726	.024"
MC3021BK-SB		BPMR8Y # ^	2218	.025"
MC3021-SB, MC2621, MC2312-SB-CA		BPMR6A # ^	6726	.025"
MC321	31.8cc	BPMR6A # ^	6726	.024"
TRIMMER				
BC2321, BC2621, BC3021		BPMR6A # ^	6726	.025"
ML23S, MT23	22.5cc	BPMR6A # ^	6726	.024"
WATER PUMP				
ML23P	22.5cc	BPMR6A # ^	6726	.024"
MP2531CE-1CA		BPMR6A # ^	6726	.025"
MP8010EH		BPR6ES SLD	4008	.025"
MASPORT				
EDGER				
450913	127cc 550 SERIES B&S	BPR6ES SLD	4008	.030"
TILLER				
450907	127cc 550 SERIES B&S	BPR6ES SLD	4008	.030"
MASSEY-FERGUSON				
SNOW THROWER				
MF305		B6S	3510	.025"
MF308		B6S	3510	.025"
WALK BEHIND MULCHER				
2316H	16HP B&S	BKR5ES	2460	.030"
MAXIM MFG				
EDGER				
	3.5HP B&S	BR2-LM SLD	3841	.030"
MCCULLOCH				
BLOWERS & VACUUMS				
EAGER BEAVER BACKPACK BLOWER		BM6F # ^	6221	.025"
EAGER BEAVER BLOWER, POWER BLOWER		BM6F # ^	6221	.025"



Denotes Original Equipment

^ Available in Blister Pack (see page 6)

Note: Due to different operating or engine conditions an alternate heat range plug maybe required.

MAKE & MODEL	ENGINE	REGULAR PLUG	STK#	GAP
MCCULLOCH Cont'd				
EAGER BEAVER BLOWER/VACUUM		BM6F ^	6221	.025"
EAGER BEAVER III BLOWER		BM6F ^	6221	.025"
EAGER BEAVER IV BLOWER/VACUUM		BM6F ^	6221	.025"
MAC III & IV BLOWER/VACUUM		BM6F ^	6221	.025"
MC200VS	25cc	BPMR8Y ^	2218	.025"
PB250		BM6F ^	6221	.025"
POWER BLOWER		BM6F ^	6221	.025"
PRO STEAM BLOWER		BM6F ^	6221	.025"
PRO STEAM BLOWER/VACUUM		BM6F ^	6221	.025"
SILVER EAGLE III BLOWER		BM6F ^	6221	.025"
SILVER EAGLE IV BLOWER/VACUUM		BM6F ^	6221	.025"
SUPER AIR STREAM III BLOWER		BM6F ^	6221	.025"
SUPER AIR STREAM IV BLOWER/VACUUM		BM6F ^	6221	.025"
HEDGE TIMMER				
ERGOLITE 6028	21.7cc	CMR6A #	1223	.024"
SUPERLITE 4528	21.7cc	CMR6A #	1223	.024"
SNOWBLOWER				
MC621/MC621ES	208cc LCT208	BPR6ES SLD	4008	.030"
MC624ES	208cc LCT208	BPR6ES SLD	4008	.030"
MC627ES	208cc LCT208	BPR6ES SLD	4008	.030"
TRIMMER				
B28 P	28cc	BPMR7A SLD #	6703	.028"
B28 PS	28cc	BPMR7A SLD #	6703	.028"
EAGER BEAVER 280, 282, 285, 287		BM6F ^	6221	.025"
EAGER BEAVER 325, 327		BM6F ^	6221	.025"
EAGER BEAVER I, SX, SUPER		BM6F ^	6221	.025"
EAGER BEAVER II, SL, SX		BM6F ^	6221	.025"
EAGER BEAVER III, SL, SX		BM6F ^	6221	.025"
EAGER BEAVER IV, SL		BM6F ^	6221	.025"
MAC 65, SL		BM6F ^	6221	.025"
MAC 80, SL, SX		BM6F ^	6221	.025"
MAC 99, SL		BM6F ^	6221	.025"
MAC 281		BM6F ^	6221	.025"
MAC 2815, 2816, 2817		BM6F ^	6221	.025"
MAC 2825, 2827, 3225		BM6F ^	6221	.025"
MAC 3214, 3216		BPM6F ^	5950	.025"
MAC 3227, 3227HD		BM6F ^	6221	.025"
MAC 3516		BPM6F ^	5950	.025"
MAC 3818		BPM6F ^	5950	.025"
MAC GHT17, 19, 22 HEDGE TRIMMERS		BM6F ^	6221	.025"
PRO MAC I, II, III SUPER		BM6F ^	6221	.025"
PRO MAC I, II, III, IV HD		BM6F ^	6221	.025"
PRO-SCALPER 28S, 32HDS		BM6F ^	6221	.025"
PRO-SCALPER I & II		BM6F ^	6221	.025"
ROADRUNNER I, II, III		BM6F ^	6221	.025"
SILVER EAGLE 28 & 32		BM6F ^	6221	.025"

MAKE & MODEL	ENGINE	REGULAR PLUG	STK#	GAP
MCCULLOCH Cont'd				
SUPER MAC 80, S		BM6F ^	6221	.025"
SUPER MAC 85, SL, SX		BM6F ^	6221	.025"
T22 LCS	21.7cc	CMR6A #	1223	.024"
T22 LS	21.7cc	CMR6A #	1223	.024"
TITAN 2000, 2030, 2100, 2250, 2310, 2360		BPM6F ^	5950	.025"
TITAN GHT24, GHT30		BM6F ^	6221	.025"
TITAN GLE2380, 2500, 2560AV, 25810-GLE		BPM6F ^	5950	.025"
TITAN GLE2580AV, 3000, 3900		BPM6F ^	5950	.025"
TITAN GPO22 ENGINE		BM6F ^	6221	.025"
MCDONOUGH				
RIDING TRACTOR, SHREDDER, SNOW THROWER, TILLER		BM6A SLD	6021	.025"
MCLANE				
EDGER				
	2.5HP HONDA	BMR4A SLD #	4004	.028"
	3.5HP B&S	B2-LM	1147	.025"
	4HPHP HONDA OHV	BP5ES SLD #	2140	.025"
EDGER, REEL MOWER, TRIMMER				
	2.2HP HONDA	BMR4A SLD #	4004	.028"
	3.5HP B&S	BR2-LM SLD	3841	.028"
	4HP HONDA OHV	BP4ES #	6928	.028"
	4HP KOHLER	B2-LM	1147	.030"
	5HP B&S	B2-LM	1147	.030"
	5HP KAWASAKI OHV	BP4ES #	6928	.028"
	8HP B&S	B2-LM	1147	.030"
MELIN				
15		B6S	3510	.025"
20		AB-6	2910	.032"
25		AB-6	2910	.032"
30		B6S	3510	.032"
45		AB-6	2910	.032"
60		AB-6	2910	.025"
75		AB-6	2910	.025"
MENNING				
GARDEN SPRAYER		BM6A SLD	6021	.025"
MERRY MAC				
BLOWER, CHIPPER, SHREDDER				
	5HP B&S	B2-LM	1147	.025"
	5.3HP KAWASAKI OHV	BP4ES #	6928	.028"
	5.5HP HONDA OHV	BP4ES #	6928	.028"
	8HP B&S	B2-LM	1147	.025"
	8HP KOHLER	B-6L	3212	.025"
	16HP KOHLER TWIN	UR4	6630	.025"
MERRY TILLER				
TILLER				
	3HP B&S	B2-LM	1147	.025"
	3.5HP B&S	B2-LM	1147	.025"
	4HP KOHLER K91	B2-LM	1147	.025"
	5HP B&S	B2-LM	1147	.025"

Outdoor Power Equipment

Denotes Original Equipment

^ Available in Blister Pack (see page 6)

Note: Due to different operating or engine conditions an alternate heat range plug maybe required.

MAKE & MODEL	ENGINE	REGULAR PLUG	STK#	GAP
MERRY TILLER Cont'd				
	TECUMSEH	BR2-LM SLD	3841	.025"
	WISCONSIN-ROBIN	B6HS	7534	.025"
MT4H	4HP HONDA GX120	BPR6ES SLD #	4008	.032"
MT4R	SUBARU EX13	BR6HS # ^	3922	.028"
MT550IC	5.5HP B&S OHV	BKR5ES	2460	.030"
MIDLAND				
14MM HD 2-STROKE		BM6A SLD	6021	.025"
14MM HD 4-STROKE		B6S	3510	.025"
18MM HD		AB-6	2910	.025"
MIGHTY MAC				
SHREDDER, SPRAYER				
	3HP B&S	B2-LM	1147	.025"
	3.5HP B&S	B2-LM	1147	.025"
	3.5HP TECUMSEH	BR6S	3522	.025"
	5HP B&S	B2-LM	1147	.025"
	5HP HONDA OHV	BP5ES SLD #	2140	.025"
	5.3HP KAWASAKI OHV	BP4ES #	6928	.028"
	5.5HP HONDA OHV	BP4ES #	6928	.028"
	8HP B&S	B2-LM	1147	.025"
	8HP TECUMSEH	BR6S	3522	.025"
	12HP KOHLER	B-6L	3212	.025"
	16HP KOHLER	B-6L	3212	.025"
	16HP KOHLER TWIN	UR4	6630	.025"
TILLER				
		BM6A SLD	6021	.025"
MILLER				
ALL	3HP HONDA GX100	BPR6ES SLD #	4008	.032"
MB-11	8HP HONDA	BPR6ES SLD #	4008	.032"
MB-16	13HP HONDA	BPR6ES SLD #	4008	.032"
MB-21, MTB-16	18HP HONDA	BPR6ES SLD #	4008	.032"
MC-250	4HP HONDA	BPR6ES SLD #	4008	.032"
MC-550, MC-650, MC-655	13HP HONDA	BPR6ES SLD #	4008	.032"
MC-550, MC-650, MC-655	15HP KOHLER	BKR5E-11	6953	.040"
MC-850	18HP HONDA	BPR6ES SLD #	4008	.032"
MINNEAPOLIS-MOLINE				
TOWN & COUNTRY 108, 100, 112		B6S	3510	.025"
MI-T-M				
PRESSURE WASHER	5HP KAWASAKI FC150V	BPR5ES SLD #	4006	.032"
MITSUBISHI				
PUMPS				
MP050	4HP GM132P	BPR5ES SLD #	4006	.032"
MP080	6HP GM182P	BPR5ES SLD #	4006	.032"
MPT080	8HP GM291PN	BPR5ES SLD #	4006	.032"
MPT100	10HP GM301PN	BPR5ES SLD #	4006	.032"
STRING TRIMMER				
TL20		BMR6A SLD #	4002	.028"
TL23		BMR6A SLD #	4002	.028"
TL26		BMR6A SLD #	4002	.028"
TL43		BMR6A SLD #	4002	.028"

MAKE & MODEL	ENGINE	REGULAR PLUG	STK#	GAP
MITSUBISHI Cont'd				
TL52		BMR6A SLD #	4002	.028"
MI-T-VAC				
LOADER, SWEEPER				
	4HP KOHLER K91	B6S	3510	.025"
	12.5HP KOHLER K331	B6S	3510	.025"
	B&S	B2-LM	1147	.025"
	TECUMSEH	BM6A SLD	6021	.025"
MITY-MITE				
SPRAYER DUSTER		BM6A SLD	6021	.025"
MITY-MOE				
SPRAYER		BM7A ^	6521	.025"
MODERN				
EDGER-TRIMMER		B4-LM	3410	.025"
MONO				
ALL	B&S	B2-LM	1147	.025"
ALL	LAUSON	B6S	3510	.025"
MOORE				
ALL	B&S	B2-LM	1147	.025"
ALL	KOHLER	B2-LM	1147	.025"
FARMETTE	ULTIMOTOR	B-4L	3112	.025"
MOTOR-TILLER HOE				
ALL	B&S	B2-LM	1147	.025"
ALL	LAUSON	B6S	3510	.025"
MOTT				
14MM HD		B6S	3510	.025"
18MM HD		AB-6	2910	.025"
MTD				
BLOWER, TILLER, SHREDDER, VACUUM				
	B&S	B2-LM	1147	.025"
	B&S	BKR5ES	2460	.025"
	TECUMSEH	BR4-LM	4133	.025"
EDGER				
	3HP B&S	B2-LM	1147	.025"
	3.5HP B&S	BR2-LM SLD	3841	.025"
	5HP B&S	BR2-LM SLD	3841	.025"
ROTOTILLER				
	5HP B&S	BR2-LM SLD	3841	.025"
	5.5HP B&S	BR2-LM SLD	3841	.025"
SNOW THROWER				
	3HP HSK600 TECUMSEH	BPMR6A ^	6726	.030"
	3.5HP HSK35 TECUMSEH	BR2-LM SLD	3841	.030"
	4.5HP HSK845 TECUMSEH	BPMR6A ^	6726	.030"
	5HP HSK850 TECUMSEH	BPMR6A ^	6726	.030"
	5.5HP OHSK55 TECUMSEH	BR6ES	4922	.030"
	8.5HP TECUMSEH SNOW KING	BR6ES	4922	.030"
	10HP HMSK100 TECUMSEH	BR2-LM SLD	3841	.030"
	370SU	BPR6ES SLD	4008	.030"
	B&S	B2-LM	1147	.025"
	B&S	BKR5ES	2460	.025"



Denotes Original Equipment

^ Available in Blister Pack (see page 6)

Note: Due to different operating or engine conditions an alternate heat range plug maybe required.

MAKE & MODEL	ENGINE	REGULAR PLUG	STK#	GAP
MULTI-CORE				
AERATOR	5HP HONDA G200	B5HS #	4210	.025"
MURRAY				
SNOW THROWER				
	3HP TECUMSEH	BPMR6A ^	6726	.030"
	4.5HP TECUMSEH	BPMR6A ^	6726	.030"
	5HP TECUMSEH 4-Stroke	BR2-LM SLD	3841	.030"
	8HP TECUMSEH 4-Stroke	BR2-LM SLD	3841	.030"
TILLER, TRACTOR				
	B&S	B2-LM	1147	.025"
	TECUMSEH	BR4-LM	4133	.025"
MUSTANG				
PLOW, TRACTOR	5HP B&S	B2-LM	1147	.025"
PLOW, TRACTOR	8HP B&S	B2-LM	1147	.025"
NORM				
ALL	B&S	B2-LM	1147	.025"
ALL	CLINTON	B6S	3510	.025"
ALL	ULTIMOTOR	B-6L	3212	.025"
OLYMPYK				
BRUSHCUTTER		BPM6Y	4562	.025"
ORLINE				
HEDGE TRIMMER		BM6A SLD	6021	.025"
YARD ARM		BM6A SLD	6021	.025"
PACER PUMPS				
PUMP				
	5.5HP B&S INTEK	BKR5ES	2460	.030"
	5.5HP HONDA GX160	BPR6ES SLD #	4008	.032"
	8HP HONDA	BPR6ES SLD #	4008	.032"
	8.5HP KOHLER	BPR4ES SLD ^	6578	.030"
PARAMOUNT				
BLOWER				
GB150		BM6A SLD	6021	.025"
GB151		BPM6Y	4562	.025"
GB350		BM6A SLD	6021	.025"
GB351		BPM6Y	4562	.025"
HEDGE TRIMMER				
		BPM6Y	4562	.025"
PHT19		BPM6Y	4562	.025"
TRIMMER				
PLT2145		BPM6Y	4562	.025"
PLT2248		BM4A SLD	4000	.025"
PLT2651		BM4A SLD	4000	.025"
PLT2857		BM4A SLD	4000	.025"
PARKER				
APV LITTER VACUUM				
	6.5HP HONDA GS65	BR6HS # ^	3922	.028"
	6.75HP B&S INTEK	BKR5ES	2460	.030"
HURRICANE PLUS BLOWER				
	5HP B&S	BR2-LM SLD	3841	.025"
	6.5HP B&S INTEK	BKR5ES	2460	.030"
	8HP B&S	BR2-LM SLD	3841	.025"

MAKE & MODEL	ENGINE	REGULAR PLUG	STK#	GAP
PARKER Cont'd				
	8HP HONDA GX240	BPR6ES SLD #	4008	.032"
	8HP KOHLER M8T	BMR6A SLD	4002	.025"
	10HP B&S INTEK	BKR5ES	2460	.030"
	11HP B&S	BR2-LM SLD	3841	.025"
	11HP HONDA GX340	BPR6ES SLD #	4008	.032"
POWER SWEEPER				
	5HP B&S	BR2-LM SLD	3841	.025"
SCAVENGER				
	5HP B&S	BR2-LM SLD	3841	.025"
	5HP HONDA GXV140	BPR5ES SLD #	4006	.032"
THATCH-O-MATICS				
	5HP B&S	BR2-LM SLD	3841	.025"
	5.5HP HONDA GX160	BPR6ES SLD #	4008	.032"
	6.5HP B&S	BKR5ES	2460	.030"
TRUCK LOADER				
	8HP B&S	BR2-LM SLD	3841	.025"
	8HP HONDA GX240	BPR6ES SLD #	4008	.032"
	10HP B&S INTEK	BKR5ES	2460	.030"
	11HP B&S	BR2-LM SLD	3841	.025"
	16HP B&S VANGUARD	BKR5ES	2460	.030"
VAC-35				
	5HP B&S	BR2-LM SLD	3841	.025"
	6.5HP B&S INTEK	BKR5ES	2460	.030"
	8HP B&S	BR2-LM SLD	3841	.025"
	8HP HONDA GX240	BPR6ES SLD #	4008	.032"
	8HP KAWASAKI	BPR5ES SLD #	4006	.032"
	8HP KOHLER M8T	BMR6A SLD	4002	.025"
	8.5HP KOHLER	BPR4ES SLD ^	6578	.030"
	10HP B&S INTEK	BKR5ES	2460	.030"
VAC-CS				
	8HP B&S	BR2-LM SLD	3841	.025"
	8HP HONDA GX240	BPR6ES SLD #	4008	.032"
PARI				
SNOW THROWER		B2-LM	1147	.025"
TILLER	B&S	B2-LM	1147	.025"
PATRIOT				
BLOWER/CHIPPER/SHREDDER/VACUUM				
BV-2455H	163cc HONDA GX160	BPR5ES SLD #	4006	.032"
BV-2465B	190cc B&S	BKR5ES	2460	.030"
CBV-2455H	163cc HONDA GX160	BPR5ES SLD #	4006	.032"
CBV-2465B	190cc B&S	BKR5ES	2460	.030"
CSV-2540H	118cc HONDA GX120	BPR6ES SLD #	4008	.032"
CSV-3065B	6.5HP B&S VANGUARD	BKR5ES	2460	.030"
CSV-3090H	270cc HONDA GX270	BPR6ES SLD #	4008	.032"

Outdoor Power Equipment

Denotes Original Equipment

^ Available in Blister Pack (see page 6)

Note: Due to different operating or engine conditions an alternate heat range plug maybe required.

MAKE & MODEL	ENGINE	REGULAR PLUG	STK#	GAP
PATRIOT Cont'd				
CSV-3100B	10HP B&S VANGUARD	BKR5ES	2460	.030"
PECO				
BRUSHCUTTER				
TBB-3002KH27	27HP KOHLER CONFIDANT EST-750 EFI	BKR5ES	2460	.030"
TBB-3002BR36	36HP B&S VANGUARD 993cc	BKR5ES	2460	.030"
VACUUM				
PASTURE VAC	10HP B&S VANGUARD	BKR5ES	2460	.030"
PRO 3 BAGGER	208cc B&S 900 SERIES	BKR5ES	2460	.030"
PRO 3 BAGGER	6.5HP B&S VANGUARD	BKR5ES	2460	.030"
PRO 12 DFS	208cc B&S 900 SERIES	BKR5ES	2460	.030"
PRO 12 DFS	6.5HP B&S VANGUARD	BKR5ES	2460	.030"
PRO 22	10HP B&S VANGUARD	BKR5ES	2460	.030"
PRO 24 DFS	9HP SUBARU EX27	BR6HS # ^	3922	.028"
TRAILER VAC	10HP B&S VANGUARD	BKR5ES	2460	.030"
TRAILER VAC	208cc B&S 900 SERIES	BKR5ES	2460	.030"
TRAILER VAC	6.5HP B&S VANGUARD	BKR5ES	2460	.030"
PLANET JR.				
14MM HD		B6S	3510	.025"
18MM HD		AB-6	2910	.025"
PLUGR				
ALL	4HP HONDA GX120	BPR6ES SLD #	4008	.032"
ALL	5HP B&S INTEK OHV	BKR5ES	2460	.030"
ALL	5.5HP B&S INTEK OHV	BKR5ES	2460	.030"
ALL	5.5HP HONDA OHV	BPR6ES SLD #	4008	.032"
ALL	6.5HP B&S INTEK OHV	BKR5ES	2460	.030"
POLARIS INDUSTRIES				
POWER BROOM				
	10HP B&S INTEK	BKR5ES	2460	.030"
	8HP B&S INTEK	BKR5ES	2460	.030"
PUMP				
P101	8.5HP SUBARU-ROBIN EH025	BR6HS # ^	3922	.024"
P201	4.5HP SUBARU-ROBIN EX13	BR6HS # ^	3922	.024"
P201T	6HP SUBARU-ROBIN EX17	BR6HS # ^	3922	.024"
P205	4.5HP SUBARU-ROBIN EX13	BR6HS # ^	3922	.024"
P205T	6HP SUBARU-ROBIN EX17	BR6HS # ^	3922	.024"
P301	6HP SUBARU-ROBIN EX18	BR6HS # ^	3922	.024"
P301T	9HP SUBARU-ROBIN EX27	BR6HS # ^	3922	.024"

MAKE & MODEL	ENGINE	REGULAR PLUG	STK#	GAP
POLARIS INDUSTRIES Cont'd				
P305	6HP SUBARU-ROBIN EX17	BR6HS # ^	3922	.024"
P305D	4HP SUBARU-ROBIN EH12	BR6ES #	4922	.024"
P305T	9HP SUBARU-ROBIN EX27	BR6HS # ^	3922	.024"
SPRAYER				
SPRAYER	3.5HP B&S	BKR5ES	2460	.030"
PORTER CABLE				
PRESSURE WASHER				
PCH1140	5.5HP HONDA OHC	BPR6ES SLD #	4008	.032"
PCH2401	5HP HONDA OHC	BPR5ES SLD #	4006	.032"
PCH2600C	6.5HP HONDA CS	BPR6ES SLD #	4008	.032"
PCH3600GRC, PCH3500C	13HP HONDA CS	BPR5ES SLD #	4006	.032"
POULAN				
TILLER				
VF550	B&S 550 SERIES 140cc	BR2-LM SLD	3841	.030"
TRIMMER				
P1500	25cc 2-Stroke	BPMR8Y ^	2218	.025"
P2500	25cc 2-Stroke	BPMR8Y ^	2218	.025"
P3500	25cc 2-Stroke	BPMR8Y ^	2218	.025"
P4500	25cc 2-Stroke	BPMR8Y ^	2218	.025"
POULAN PRO				
BLOWER				
400		BPMR7A SLD	6703	.030"
420		BM6A SLD	6021	.030"
422		BPM6Y	4562	.030"
432		BPM6Y	4562	.030"
442		BM6A SLD	6021	.030"
BVM200		BPMR6A ^	6726	.030"
EDGER				
PP135		BPM6Y	4562	.030"
HEDGE TRIMMER				
25HHT	25cc	BPMR8Y ^	2218	.025"
BVM200VS	25cc	BPMR8Y ^	2218	.025"
BVM210VS	25cc	BPMR8Y ^	2218	.025"
PP22		BPM6Y	4562	.030"
PP2822	28cc	BPMR8Y ^	2218	.025"
PPBP30	30cc	CMR6H ^	3365	.025"
LOG SPLITTER				
15-AR		BM6A SLD	6021	.030"
19-7, 26-10, 26-TM		BM6A SLD	6021	.030"
19-24-8AR, P-26-TM		BM6A SLD	6021	.030"
PRUNER				
PP338PT	33cc	BPMR8Y ^	2218	.025"
SNOW THROWER				
PP524	5HP TECUMSEH SNOW KING	BR6ES	4922	.030"
PP1130ES	11HP TECUMSEH SNOW KING OHV	BR6ES	4922	.030"
PP5524ES	5.5HP TECUMSEH SNOW KING	BR6ES	4922	.030"



Denotes Original Equipment

^ Available in Blister Pack (see page 6)

Note: Due to different operating or engine conditions an alternate heat range plug maybe required.

MAKE & MODEL	ENGINE	REGULAR PLUG	STK#	GAP
POULAN PRO Cont'd				
PP8527ES	8.5HP TECUMSEH SNOW KING	BR6ES	4922	.030"
PP927ES	9HP TECUMSEH SNOW KING	BR2-LM SLD	3841	.030"
PP10527ES	10.5HP TECUMSEH SNOW KING	BR6ES	4922	.030"
PR8P27ES	205cc B&S	BKR5ES	2460	.030"
PR621, PR621ES, PR624ES, PR627ES,	LAUSON LCT208 208cc	BPR6ES SLD	4008	.030"
PR12530	14.5FT/LBS LAUSON LCT291 291cc	BPR6ES SLD	4008	.030"
TILLER				
HDF550	5HP B&S INTEK OHV	BR2-LM SLD	3841	.030"
HDF900, RT900, PRRT900	LAUSON LCT208 208cc	BPR6ES SLD	4008	.030"
PPFT3		B2-LM	1147	.030"
PPRT3, PPRT5, PPRT8		B2-LM	1147	.030"
PRRT65	6.5HP B&S INTEK OHV	BR2-LM SLD	3841	.030"
TRIMMER				
PP025, PP325, PP125	25cc 2-Stroke	BPMR8Y ^	2218	.025"
PP036		BPMR7A SLD	6703	.025"
PP25CFA	25cc 2-Stroke	BPMR8Y ^	2218	.025"
PP25SFA	25cc 2-Stroke	BPMR8Y ^	2218	.025"
PP2822	28cc 2-Stroke	BPMR8Y ^	2218	.025"
PP28LD	28cc 2-Stroke	BPMR8Y ^	2218	.025"
PP111, PP114, PP117, PP165		BM4A SLD	4000	.030"
PP112, PP115, PP175, PP185, PP195		BPM6Y	4562	.030"
PP133, PP033, PP333, PP335	33cc	BPMR8Y ^	2218	.025"
PP136		BPMR7A SLD	6703	.025"
PP200		BM6A SLD	6021	.030"
PP428C	28cc 2-Stroke	BPMR8Y ^	2218	.025"
PPWT60022	B&S 625 SERIES	BR2-LM SLD	3841	.030"
POWER HOUSE				
PROWLER	24HP HONDA V- TWIN	ZGR5A #	5077	.028"
POWER TRIM				
TRIMMER				
MODEL 150, 200, 200-4, 200-8, 300-IC, 308-IC	148cc B&S	BR2-LM SLD	3841	.030"
MODEL 300-H, 308-H	4HP HONDA GX120	BPR6ES SLD #	4008	.032"
POWER-PRINCE				
EDGER-TRIMMER		B6S	3510	.025"
POWERTEK INC.				
CHIPPER				
520	20HP KOHLER	BKR5ES	2460	.030"
725	25HP KOHLER	BKR5ES	2460	.030"
PRO-CHOPPER				
ALL	13HP HONDA OHV	BPR6HS-10 #	2633	.040"
ALL	16HP B&S VANGUARD	BKR5ES	2460	.030"

MAKE & MODEL	ENGINE	REGULAR PLUG	STK#	GAP
PROMASTER				
ALL	4HP KOHLER K91	B2-LM	1147	.025"
ALL	B&S	B2-LM	1147	.025"
PRO-VAC				
ALL	B&S	B2-LM	1147	.025"
ALL	WISCONSIN EY18W	B6HS	7534	.025"
PULLMAN				
VACUUM CLEANER		BM6A SLD	6021	.025"
RAMROD TASKMASTER				
ALL	16HP B&S	BKR5ES	2460	.030"
ALL	17HP KAWASAKI	BPMR6A ^	6726	.025"
ALL	24HP HONDA	ZGR5A #	5077	.028"
ALL	27HP KAWASAKI	BPR2ES SLD #	2015	.025"
ALL	27HP KOHLER	BKR5ES	2460	.030"
RANGER				
RANGER V		B-6L	3212	.025"
RANGER VII		B-6L	3212	.025"
RAYCO				
STUMP GRINDER				
	9HP HONDA GX270	BPR6ES SLD #	4008	.032"
	13HP HONDA GX390	BPR6ES SLD #	4008	.032"
	20HP KOHLER COMMAND CH20	BKR5ES	2460	.030"
	25HP KOHLER COMMAND OHV	BKR5ES	2460	.030"
REDMAX				
BLOWER				
EB430, EB440		BMR7A	4226	.025"
EBA430.EBA440		BR6S	3522	.025"
EBZ5150	50.2cc	CMR7H # ^	3066	.028"
EBZ5150RH	50.2cc	CMR7H # ^	3066	.028"
EBZ6500	65.6cc	CMR7H # ^	3066	.028"
EBZ6500RH	65.6cc	CMR7H # ^	3066	.028"
EBZ7500	65.6cc	CMR7H # ^	3066	.028"
EBZ7500RH	65.6cc	CMR7H # ^	3066	.028"
EBZ8500	75.6cc	CMR7H # ^	3066	.028"
EBZ8500RH	75.6cc	CMR7H # ^	3066	.028"
HB260		BPMR6A ^	6726	.025"
HB280-VK	28cc	BPMR8Y ^	2218	.028"
HB281	28cc	BPMR8Y ^	2218	.028"
HBZ2610	25.4cc	CMR7H # ^	3066	.028"
EDGER				
HEZ2610F, HEZ2650, HEZ2460, HEZ3060		CMR7H # ^	3066	.028"
HEZ2460F	23.6cc	CMR7H-10 #	1656	.040"
HEZ2460S	23.6cc	CMR7H-10 #	1656	.040"
HEZ2650F	25.4cc	CMR7H # ^	3066	.028"
HEZ3060S	29.5cc	CMR7H-10 #	1656	.040"
ENGINE DRILL				
EDG230		BMR7A	4226	.025"
HEDGE TRIMMER				
CHT220	21.7cc	CMR6A #	1223	.024"
CHT230		BMR7A	4226	.025"
CHT2250	22.5cc	BPMR8Y ^	2218	.028"
CHT22460	23.6cc	CMR7H # ^	3066	.028"

Outdoor Power Equipment

Denotes Original Equipment
 ^ Available in Blister Pack (see page 6)

Note: Due to different operating or engine conditions an alternate heat range plug maybe required.

MAKE & MODEL	ENGINE	REGULAR PLUG	STK#	GAP
REDMAX Cont'd				
CHTZ2460L	23.6cc	CMR7H # ^	3066	.028"
HT230		BMR7A	4226	.025"
HT2460, EXZ2460S-PH MAXTREME	23.6cc	CMR7H-10 #	1656	.040"
HTZ2460	23.6cc	CMR7H # ^	3066	.028"
HTZ2460L	23.6cc	CMR7H # ^	3066	.028"
LRTZ2460	23.6cc	CMR7H-10 #	1656	.040"
SRTZ2460	23.6cc	CMR7H-10 #	1656	.040"
SRTZ2460F	23.6cc	CMR7H-10 #	1656	.040"
POLE SAW				
PSZ2460S		CMR7H ^	3066	.025"
PSZ2465S	23.6cc	CMR7H-10 #	1656	.040"
RECIPROCATOR				
RE220		BMR6A SLD	4002	.025"
SGC220DL		BMR6A SLD	4002	.025"
SGCZ2460S	23.6cc	CMR7H-10 #	1656	.040"
TRIMMER				
BC220DL		BMR6A SLD	4002	.025"
BC260DL		BMR6A SLD	4002	.025"
BC280, BT280	27.7cc	BPMR6A ^	6726	.025"
BC340DL		BPMR6A ^	6726	.025"
BC430DWM		BPMR6A ^	6726	.025"
BC440DWM		BPMR6A ^	6726	.025"
BCZ230TS	22.5cc	BPMR8Y # ^	2218	.028"
BCZ260S	25.4cc	BPMR8Y # ^	2218	.028"
BCZ260TS	25.4cc	BPMR8Y # ^	2218	.028"
BCZ350S, BCZ350SW		BPMR8Y ^	2218	.028"
BCZ2460		CMR7H # ^	3066	.028"
BCZ2460S	23.6cc	CMR7H-10 #	1656	.040"
BCZ2460TS	23.6cc	CMR7H-10 #	1656	.040"
BCZ2610		CMR7H # ^	3066	.028"
BCZ2650, BCZ2660		CMR7H # ^	3066	.028"
BCZ2650S	25.4cc	CMR7H # ^	3066	.028"
BCZ2660TS	25.4cc	CMR7H # ^	3066	.028"
BCZ3050, BCZ3060		CMR7H-10 #	1656	.040"
BCZ3050S	29.5cc	CMR7H-10 #	1656	.040"
BCZ3060TS	29.5cc	CMR7H-10 #	1656	.040"
BL220DL		BMR6A SLD	4002	.025"
BT17		BMR6A SLD	4002	.025"
BT171		BMR6A SLD	4002	.025"
BT220		BMR6A SLD	4002	.025"
BT221		BMR6A SLD	4002	.025"
BT280	27.7cc	BPMR6A ^	6726	.028"
TR2350S		BPMR7Y #	1589	.028"
TRZ230S	22.5cc	BPMR8Y # ^	2218	.028"
RED MULE				
14MM HD		B6S	3510	.025"
18MM HD		AB-6	2910	.025"
REMINGTON				
CLODBUSTER TILLER		BM6A SLD	6021	.025"
RISTON				
EDGER		BM6A SLD	6021	.025"
ROLLER SCREED				
ALL	18HP B&S VANGUARD	BKR5ES	2460	.030"

MAKE & MODEL	ENGINE	REGULAR PLUG	STK#	GAP
ROLOFF				
VERSA-TOOL		B4-LM	3410	.025"
ROOT				
TILLER		BM6A SLD	6021	.025"
ROOT-LOWEL				
SPRAYER		BM6A SLD	6021	.025"
ROPER				
LOGSPLITTER		BM6A SLD	6021	.025"
SNOW THROWER				
	B&S	B2-LM	1147	.025"
	TECUMSEH	BR6S	3522	.025"
TILLER				
	B&S	BR6S	3522	.025"
	TECUMSEH	BR6S	3522	.025"
ROTO-ETTE				
14MM HD		B6S	3510	.025"
18MM HD		AB-6	2910	.025"
ROTO-HOE				
SNOW THROWER				
	B&S	B2-LM	1147	.025"
	TECUMSEH	BR6S	3522	.025"
TILLER, SHREDDER				
	TECUMSEH	BR4-LM	4133	.025"
ROTOTILLER				
14MM HD		B6S	3510	.025"
18MM HD		AB-6	2910	.025"
ROW BUSTER				
TILLER	B&S	B2-LM	1147	.025"
RYAN				
GREENSAIRE		BMR6A SLD	4002	.025"
LAWNAIRE AERATOR				
28	7.5HP B&S VANGUARD	BKR5ES	2460	.030"
IV PLUS	4HP HONDA GX120	BPR6ES SLD #	4008	.032"
V PLUS	4HP HONDA GX120	BPR6ES SLD #	4008	.032"
MATAWAY				
		BMR6A SLD	4002	.025"
OVERSEEDER/ DETHACHER	11HP KOHLER	BKR5E-11	6953	.040"
POWER RAKE	7HP B&S I/C	BR2-LM SLD	3841	.030"
REN-O-THIN		BMR6A SLD	4002	.025"
ROLLAIRE III		BMR6A SLD	4002	.025"
SOD CUTTER				
	12HP KOHLER	B-6L	3212	.025"
	5.5HP HONDA GX160	BPR6ES SLD #	4008	.032"
	6HP B&S VANGUARD	BKR5ES	2460	.030"
14MM HD	B&S	BMR6A SLD	4002	.025"
18MM HD	B&S	AB-6	2910	.025"
SPREAD-RITE		BMR6A SLD	4002	.025"
THIN-N-THATCH		BMR6A SLD	4002	.025"
TILLER		BM6A SLD	6021	.025"
TRIMMER		BM6F ^	6221	.025"
RYOBI				
BLOWER, VACUUM				



Denotes Original Equipment

^ Available in Blister Pack (see page 6)

Note: Due to different operating or engine conditions an alternate heat range plug maybe required.

MAKE & MODEL	ENGINE	REGULAR PLUG	STK#	GAP
RYOBI Cont'd				
280R, 310BVR, RGBV3100	31cc	BPMR6F	1270	.020"
RY08420A	42cc	BMR7A	4226	.025"
RY09056	26cc	BPMR8Y ^	2218	.025"
RY09466A	30cc	CMR7A ^	7543	.025"
RY25AXB	25cc	BPMR7A SLD	6703	.025"
RY42WB	42cc	BMR7A	4226	.025"
CULTIVATOR				
410R	31cc	BPMR6F	1270	.020"
EDGER				
720ER	31cc	BPMR6F	1270	.020"
PRESSURE WASHER				
RY802700	137cc RYOBI	BPR6ES SLD	4008	.030"
RY802723	SUBARU EA175V	BPR7HS ^	6422	.028"
RY802800	HONDA GCV160	BPR6ES SLD #	4008	.032"
RY803100	SUBARU EA190V	BPR7HS ^	6422	.028"
RY80533	179cc RYOBI	BPR6ES SLD	4008	.030"
RY80544	208cc RYOBI	BPR6ES SLD	4008	.030"
RY80940B	HONDA GCV190	BPR6ES SLD #	4008	.032"
TRIMMER/BRUSHCUTTER/POWERHEAD				
310RT	31cc	BPMR6F	1270	.020"
330RB	31cc	BPMR6F	1270	.020"
340RB	31cc	BPMR6F	1270	.020"
700R, 704R, 704RVP, 705R	31cc	BPMR6F	1270	.020"
710R, 720R	31cc	BM6F ^	6221	.030"
725R	31cc	BPMR6F	1270	.020"
740R, 750R,	31cc	BPMR6F	1270	.020"
760R, 765R, 767R, 767 RJ, 768R	31cc	BPMR6F	1270	.020"
770R, 775R	31cc	BPMR6F	1270	.020"
780R	31cc	BPMR6F	1270	.020"
790K	31cc	BPMR6F	1270	.020"
790R, 790PR	31cc	BPMR6F	1270	.020"
865R	31cc	BM6F ^	6221	.030"
885R	31cc	BPMR6F	1270	.020"
2075RC	25cc	BPMR7A SLD	6703	.020"
2090RC	31cc	BPMR6F	1270	.020"
RD260, RD330, RD420		BM6A SLD	6021	.030"
RB2540	25cc	BPMR7A SLD	6703	.020"
RY13016	30cc	CMR7A ^	7543	.025"
RY251PH	25cc	BMR7A	4226	.025"
RY252CS	25cc	BMR7A	4226	.025"
RY253SS	25cc	BMR7A	4226	.025"
RY28100	26cc	BPMR8Y ^	2218	.025"
RY34005	30cc	CMR7A ^	7543	.025"
RY34426	30cc	CMR7A ^	7543	.025"
RY34446	30cc	CMR7A ^	7543	.025"
S & H				
EDGER, TRIMMER				
	3.5HP HONDA G150	BPM6A #	7021	.028"
	4HP KOHLER K91	B6S	3510	.025"
	5HP HONDA G200	B5HS #	4210	.025"
	B&S	B2-LM	1147	.025"

MAKE & MODEL	ENGINE	REGULAR PLUG	STK#	GAP
SALSCO				
CHIPPER	25HP KOHLER OHV	BKR5ES	2460	.030"
SARLO				
STRING TRIMMER/BRUSHCUTTER				
CS-16, SS-18, BC-8	34cc B&S ALL ENG Serial # EXCEPT: 0125, 0126, 0128, 0129, 0130, 0131, 0137, 0138, 0170, 0171, 0523, 0681	BPMR7A SLD	6703	.025"
CS-16, SS-18, BC-8	34cc B&S ENG Serial #:0125, 0126, 0128, 0129, 0130, 0131, 0137, 0138, 0170, 0171, 0523, 0681	BPMR6F	1270	.025"
SEAMAN				
ROTARY TILLER		B6S	3510	.025"
SENSATION				
ALL	B&S	B2-LM	1147	.025"
SHARK				
PRESSURE WASHER				
BG SERIES	5.5HP HONDA	BPR6ES SLD #	4008	.032"
BG SERIES	6.5HP HONDA	BPR6ES SLD #	4008	.032"
BG SERIES	9HP HONDA	BPR6ES SLD #	4008	.032"
BG SERIES	11HP HONDA	BPR6ES-11 #	7133	.044"
BG SERIES	13HP HONDA	BPR6ES SLD #	4008	.032"
BG SERIES	16HP B&S VANGUARD	BKR5ES	2460	.030"
BR SERIES	11HP HONDA	BPR6ES-11 #	7133	.044"
BR SERIES	13HP HONDA	BPR6ES SLD #	4008	.032"
BR SERIES	16HP B&S VANGUARD	BKR5ES	2460	.030"
BR SERIES	24HP HONDA	ZGR5A #	5077	.028"
DG SERIES	5HP HONDA	BPR5ES SLD #	4006	.032"
DG SERIES	5.5HP HONDA	BPR6ES SLD #	4008	.032"
DG SERIES	6HP B&S QUANTUM	BR2-LM SLD	3841	.030"
DG SERIES	6.5HP HONDA	BPR6ES SLD #	4008	.032"
DG SERIES	9HP HONDA	BPR6ES SLD #	4008	.032"
DG SERIES	11HP HONDA	BPR6ES-11 #	7133	.044"
DG SERIES	13HP HONDA	BPR5ES SLD #	4006	.032"
HE-CD SERIES	5HP HONDA	BPR6ES SLD #	4008	.032"
HE-CD SERIES	5.5HP HONDA	BPR6ES SLD #	4008	.032"
SGP SERIES	9HP HONDA	BPR6ES SLD #	4008	.032"
SGP SERIES	11HP HONDA	BPR6ES-11 #	7133	.044"
SGP SERIES	13HP HONDA	BPR6ES SLD #	4008	.032"
SGP-MINI	6HP SUBARU-ROBIN EX17	BR6HS # ^	3922	.024"
SGP-MINI	7HP SUBARU-ROBIN EX21	BR6HS # ^	3922	.024"
SSG SERIES	16HP B&S VANGUARD	BKR5ES	2460	.030"
SSG SERIES	20HP HONDA	BPR6ES SLD #	4008	.032"
SSG SERIES	24HP HONDA	ZGR5A #	5077	.028"
SHAW DU-ALL				
HY8		AB-6	2910	.025"
MODEL S28		AB-6	2910	.025"
MODEL S32		AB-6	2910	.025"
PEPPY PAL A1, A2		B6S	3510	.025"
PEPPY PAL H2		B6S	3510	.025"

Outdoor Power Equipment

Denotes Original Equipment
 ^ Available in Blister Pack (see page 6)

Note: Due to different operating or engine conditions an alternate heat range plug maybe required.

MAKE & MODEL	ENGINE	REGULAR PLUG	STK#	GAP
SHAW DU-ALL Cont'd				
PEPPY PAL R5		B6S	3510	.025"
R7, R9		AB-6	2910	.025"
R12T		AB-6	2910	.025"
SHINDAIWA				
BLOWER				
EB45	41.5cc	BMR6A SLD #	4002	.028"
EB212	21.2cc	BPMR8Y ^	2218	.025"
EB240, EB240S	24cc	BMR6A SLD #	4002	.028"
EB254	24.5cc	CMR5H # ^	7599	.024"
EB344	34cc	CMR5H # ^	7599	.024"
EB480	43.6cc	BMR6A SLD #	4002	.028"
EB500, EB501	43.6cc	BMR6A SLD #	4002	.028"
EB508RT	50.8cc	BPM8Y SLD	5574	.026"
EB630	62cc	BPMR7A SLD	6703	.024"
EB633RT	63.3cc	BPMR8Y ^	2218	.026"
EB802, EB802RT	79.2cc	BPMR8Y ^	2218	.024"
EB854, EB854RT	79.7cc	CMR5H # ^	7599	.024"
BRUSH CUTTER, EDGER				
C242	23.9cc	BPM8Y SLD	5574	.024"
C254	24.5cc	CMR5H ^	7599	.024"
C282	28.9cc	BPMR6A ^	6726	.024"
C344	34cc	CMR5H ^	7599	.024"
LE242	23.9cc	BPM8Y SLD	5574	.024"
LE254	24.5cc	CMR5H ^	7599	.024"
FLEX SHAFT STRAIGHT TRIMMER				
22F	21.1cc	BMR6A SLD #	4002	.028"
F18	18.4cc	BMR6A SLD #	4002	.028"
F20	19.8cc	BMR6A SLD #	4002	.028"
F21	21.1cc	BMR6A SLD #	4002	.028"
HEDGE TRIMMER				
22-DH	21.1cc	BMR6A SLD #	4002	.028"
AH230, AH-231 (ARTICULATING)	22.5cc	BMR6A SLD #	4002	.028"
AH242, AHS242	23.9cc	BPMR8Y # ^	2218	.024"
AH254, AHS254 (ARTICULATING)	24.5cc	CMR5H # ^	7599	.024"
DH-230, DH-231	22.5cc	BMR6A SLD #	4002	.028"
DH232-24, DH232-30	21.2cc	BPMR8Y ^	2218	.024"
DH254-24, DH254-30	24.5cc	CMR5H # ^	7599	.024"
HT-20	21.1cc	BMR6A SLD #	4002	.028"
HT-230, HT-231	22.5cc	BMR6A SLD #	4002	.028"
HT232-30, HT232-40	21.2cc	BPMR8Y ^	2218	.024"
HT254-30, HT254-40	24.5cc	CMR5H # ^	7599	.024"
LAWN EDGER				
LE-230, LE-231	22.5cc	BMR6A SLD #	4002	.028"
LE242	23.9cc	BPMR6A # ^	6726	.024"
LE-250	24.1cc	BMR6A SLD #	4002	.028"
LE254	24.5cc	CMR5H # ^	7599	.024"
LE-260, LE-261	24.1cc	BPM6A #	7021	.028"
MULTI TOOL				
M242	23.9cc	BPMR6A # ^	6726	.024"
M254	24.5cc	CMR5H # ^	7599	.024"
POLE PRUNER				
P230, P231	22.5cc	BMR6A SLD #	4002	.028"
POWER BROOM				
PS344	34cc	CMR5H # ^	7599	.024"

MAKE & MODEL	ENGINE	REGULAR PLUG	STK#	GAP
SHINDAIWA Cont'd				
SPRAYER				
ES-726	22.5cc	BMR6A SLD #	4002	.028"
TRIMMER/BRUSHCUTTER				
22T, 22F	21.1cc	BMR6A SLD #	4002	.028"
B40	39.4cc	BMR6A SLD #	4002	.028"
B45	41.5cc	BMR6A SLD #	4002	.028"
B450	41.5cc	BMR6A SLD #	4002	.028"
BP25	24.1cc	BMR6A SLD #	4002	.028"
BP35	33.6cc	BMR6A SLD #	4002	.028"
C20	21.1cc	BMR6A SLD #	4002	.028"
C25	24.1cc	BMR6A SLD #	4002	.028"
C27	27.2cc	BMR6A SLD #	4002	.028"
C35	33.6cc	BMR6A SLD #	4002	.028"
C230	22.5cc	BMR6A SLD #	4002	.028"
C242	23.9cc	BPMR6A # ^	6726	.024"
C250	24.1cc	BMR6A SLD #	4002	.028"
C254	25.5cc	CMR5H # ^	7599	.024"
C260	24.1cc	BPM6A #	7021	.028"
C270	27.2cc	BPM6A #	7021	.028"
C282	28.9cc	BPMR6A # ^	6726	.024"
C344	34cc	CMR5H # ^	7599	.024"
C350	33.6cc	BMR6A SLD #	4002	.028"
F230	22.5cc	BMR6A SLD #	4002	.028"
LT-20	33.6cc	BMR6A SLD #	4002	.028"
RC45	41.5cc	BMR6A SLD #	4002	.028"
T18	18.4cc	BMR6A SLD #	4002	.028"
T20	21.1cc	BMR6A SLD #	4002	.028"
T25	24.1cc	BMR6A SLD #	4002	.028"
T27	27.2cc	BPM6A #	7021	.028"
T230, T231	22.5cc	BMR6A SLD #	4002	.028"
T235	21.2cc	BPMR8Y ^	2218	.024"
T242, T242X	23.9cc	BPMR6A # ^	6726	.024"
T250	24.1cc	BMR6A SLD #	4002	.028"
T254	24.5cc	CMR5H # ^	7599	.024"
T260, T261	24.1cc	BPM6A #	7021	.028"
T270, T272X	27.2cc	BPM6A #	7021	.028"
T282, T282X	28.8cc	BPMR6A # ^	6726	.024"
T344	34cc	CMR5H # ^	7599	.024"
T350	33.6cc	BMR6A SLD #	4002	.028"
T2500	24.5cc	CMR6H # ^	3365	.024"
WATER PUMP				
GP25	24.1cc	BMR6A SLD #	4002	.028"
GP45	41.5cc	BMR6A SLD #	4002	.028"
GP344	34cc	CMR5H # ^	7599	.024"
SIDEWINDER				
EDGER/TRENCHER				
	10.5HP B&S	BR2-LM SLD	3841	.030"
1305, 1305SP, 1305SP1	13HP HONDA GVX390	BPR6ES SLD #	4008	.032"
POWER BROOM				
1305 BR	13HP HONDA GVX390	BPR6ES SLD #	4008	.032"
POWER RAKE				
1305 PR	13HP HONDA GVX390	BPR6ES SLD #	4008	.032"
SIMPLICITY				
BRUSH MOWER				



Denotes Original Equipment

^ Available in Blister Pack (see page 6)

Note: Due to different operating or engine conditions an alternate heat range plug maybe required.

MAKE & MODEL	ENGINE	REGULAR PLUG	STK#	GAP
SIMPLICITY Cont'd				
GM2513BS	13HP B&S	BKR5ES	2460	.030"
GM2515KAWV	15HP KAWASAKI V-TWIN	BCPR6ES	2330	.025"
CHIPPER, SHREDDER				
5514	5.5HP B&S OHV	BR2-LM SLD	3841	.030"
5/10 C/S	5HP TECUMSEH HS50	BR4-LM	4133	.030"
5/12 C/S	5HP B&S	B2-LM	1147	.030"
5/14 C/S	5HP B&S	BR2-LM SLD	3841	.030"
6/14E C/S	5.5HP TECUMSEH OHH55	BR6ES	4922	.030"
8/12 C/S	8HP TECUMSEH HM80	BR4-LM	4133	.030"
8/14 C/S	8HP TECUMSEH HM80	BR4-LM	4133	.030"
22/20 C/S	22HP KOHLER	BKR5ES	2460	.030"
CHIPPER, VACUUM				
	6.5HP B&S QUANTUM	BR2-LM SLD	3841	.030"
5/25 C/V	5HP B&S 135212	BR2-LM SLD	3841	.030"
8/25 C/V	8HP B&S 192432	BR2-LM SLD	3841	.030"
8/25 E C/V	8HP B&S 192437	BR2-LM SLD	3841	.030"
LEAF BLOWER				
	5.5HP B&S QUANTUM	BR2-LM SLD	3841	.030"
OTHERS				
	3HP B&S	B2-LM	1147	.030"
	16HP KOHLER	B-6L	3212	.025"
	17HP KOHLER COMMAND	UR4	6630	.025"
	20HP KOHLER	BKR5ES	2460	.030"
	20HP KOHLER COMMAND	UR4	6630	.025"
	23HP KOHLER	B-6L	3212	.025"
	ONAN CCKB	BM6A SLD	6021	.025"
SNOW THROWER				
5-51 ST	5HP TECUMSEH HSK850	BPMR6A ^	6726	.030"
9-70 CM	9HP TECUMSEH HMSK90	BR4-LM	4133	.030"
319M, 319E	3HP TECUMSEH HSK300	BPMR6A ^	6726	.030"
413RT	3.5HP B&S 91202	BR2-LM SLD	3841	.030"
516RT	5HP B&S 135292	BR2-LM SLD	3841	.030"
520E ST	5HP TECUMSEH HSK850	BPMR6A ^	6726	.030"
520M ST	5HP TECUMSEH HSK850	BPMR6A ^	6726	.030"
555 ST	5HP TECUMSEH HS50	BR4-LM	4133	.030"
555E ST	5HP TECUMSEH HSK50	BR4-LM	4133	.030"
555M	5HP TECUMSEH HSK850	BPMR6A ^	6726	.030"
6016RT	6HP B&S	BR2-LM SLD	3841	.030"
7016RT	7HP B&S	BR2-LM SLD	3841	.030"
7522E	163cc	BKR5ES	2460	.030"
7522R	163cc	BKR5ES	2460	.030"
755 ST	7HP TECUMSEH H70	BR4-LM	4133	.030"

MAKE & MODEL	ENGINE	REGULAR PLUG	STK#	GAP
SIMPLICITY Cont'd				
7555M	7.5HP B&S INTEK OHV	BKR5ES	2460	.030"
755E ST	7HP TECUMSEH HSK70	BR4-LM	4133	.030"
755M	7HP TECUMSEH OHSK70	BR6ES	4922	.030"
821RT	8HP B&S 192402	BR2-LM SLD	3841	.030"
8560E	8.5HP B&S INTEK OHV	BKR5ES	2460	.030"
860 DLX	8HP TECUMSEH OHSK80	BR6ES	4922	.030"
860 ST, 870 ST	8HP TECUMSEH HMSK80	BR4-LM	4133	.030"
860E ST	8HP TECUMSEH HMSK80	BR4-LM	4133	.030"
860EI	8HP TECUMSEH HMSK80	BR4-LM	4133	.030"
922EXD	205cc B&S	BKR5ES	2460	.030"
9560E	8HP B&S INTEK	BKR5ES	2460	.030"
970 ST	9HP TECUMSEH HMSK90	BR4-LM	4133	.030"
970M	9HP TECUMSEH OHSK90	BR4-LM	4133	.030"
10560E	10.5HP B&S INTEK OHV	BKR5ES	2460	.030"
1060DLXE	10HP B&S INTEK OHV	BKR5ES	2460	.030"
1080 ST	10HP TECUMSEH HMSK100	BR4-LM	4133	.030"
11570E	11.5HP B&S INTEK OHV	BR2-LM SLD	3841	.030"
1170E	11HP B&S VANGUARD	BKR5ES	2460	.030"
1180 ST	11HP TECUMSEH OHSK110	BR6ES	4922	.030"
1222EE	11.5FPT B&S 1150 SERIES	BKR5ES	2460	.030"
1280E	12HP B&S	BR2-LM SLD	3841	.030"
1380E	13HP B&S VANGUARD	BKR5ES	2460	.030"
1390E	13HP B&S VANGUARD	BKR5ES	2460	.030"
BARON	18HP B&S	BKR5ES	2460	.030"
BARON	20HP B&S	BKR5ES	2460	.030"
H1226E	11.5FPT B&S 1150 SERIES	BKR5ES	2460	.030"
H1527E	14.5FPT B&S 1450 SERIES	BKR5ES	2460	.030"
H1730E	16.5FPT B&S 1650 SERIES	BKR5ES	2460	.030"
M1024E	208cc	BPR6ES SLD	4008	.030"
M1227E	11.5FPT B&S 1150 SERIES	BKR5ES	2460	.030"
P1524E	14.5FPT B&S 1450 SERIES	BKR5ES	2460	.030"
P1728E	16.5FPT B&S 1650 SERIES	BKR5ES	2460	.030"
P2132E	16.5FPT B&S 1650 SERIES	BKR5ES	2460	.030"
P2138E	16.5FPT B&S 1650 SERIES	BKR5ES	2460	.030"
TILLER				
ROTICUL		BM6A SLD	6021	.025"

Outdoor Power Equipment

Denotes Original Equipment

^ Available in Blister Pack (see page 6)

Note: Due to different operating or engine conditions an alternate heat range plug maybe required.

MAKE & MODEL	ENGINE	REGULAR PLUG	STK#	GAP
SIMPLICITY Cont'd				
UTILITY VEHICLE				
	16HP B&S V-TWIN	BKR5ES	2460	.030"
	23HP KOHLER COMMAND	BKR5ES	2460	.030"
VACUUM				
	6.5HP B&S	BKR5ES	2460	.030"
WALK BEHIND MULCHER				
520 WB	5HP B&S	B2-LM	1147	.030"
FC 16H	16HP B&S	BKR5ES	2460	.030"
WONDER-BOY		BM6A SLD	6021	.025"
SIMPSON				
LOG SPLITTER		BM6A SLD	6021	.025"
SKEET-DADDLE				
FOGGER	1.6HP HONDA GX35	CMR5H # ^	7599	.028"
SKIBBE				
SPRAYER		BM6A SLD	6021	.025"
SLOPE TRACTOR				
ALL	FORD 98 ci	B-6L	3212	.025"
ALL	FORD 192 ci	BM6A SLD	6021	.025"
SMC				
BRUSHCUTTER		BM7A ^	6521	.025"
TRIMMER		BM6A SLD	6021	.025"
SMITHCO				
EASY RIDER				
ER 10-600	8HP KOHLER M8S	BMR6A SLD	4002	.025"
POWER SPRAYER				
	7HP KOHLER	B2-LM	1147	.030"
	8HP KOHLER	B2-LM	1147	.030"
	B&S	B2-LM	1147	.030"
	TECUMSEH	BR6S	3522	.030"
ROBIN EY21W		B6S	3510	.030"
SPRAY STAR 1600	20HP KOHLER	BKR5ES	2460	.030"
SPRAY STAR 3300	VSG-413P FORD	TR5	2238	.040"
PULL BEHIND				
78-002	20HP KOHLER	BKR5ES	2460	.030"
SANDSTAR 27-000	16HP B&S	BKR5ES	2460	.030"
SUPER RAKE				
SR 2 13-551B	16HP B&S	BKR5ES	2460	.030"
SR 13-550B	16HP B&S	BKR5ES	2460	.030"
TRUCK/TRACTOR				
	5.5HP HONDA OHV	BP4ES #	6928	.028"
	8HP KOHLER	B2-LM	1147	.030"
SNAPPER				
BRUSH MOWER				
	13HP B&S	BKR5ES	2460	.030"
	15HP KOHLER COMMAND	BKR5E-11	6953	.040"
CHIPPER/SHREDDER				
	5.5HP B&S OHV	BKR5ES	2460	.030"
LEAF BLOWER				
	5.5HP B&S OHV	BKR5ES	2460	.030"
LEAF VACUUM				
	6.5HP B&S OHV	BKR5ES	2460	.030"
PRESSURE WASHER				

MAKE & MODEL	ENGINE	REGULAR PLUG	STK#	GAP
SNAPPER Cont'd				
	6HP B&S QUANTUM	BR2-LM SLD	3841	.030"
	6.75HP B&S	BKR5ES	2460	.030"
	7.5HP B&S VANGUARD	BKR5ES	2460	.030"
	13HP B&S VANGUARD	BKR5ES	2460	.030"
SNOW THROWER				
		BM6A SLD	6021	.025"
	3HP TECUMSEH SNOW KING	BR2-LM SLD	3841	.030"
	5HP TECUMSEH SNOW KING	BR2-LM SLD	3841	.030"
	8HP B&S OHV	BKR5ES	2460	.030"
	9HP B&S OHV	BKR5ES	2460	.030"
	10HP B&S OHV	BKR5ES	2460	.030"
	11HP B&S OHV	BKR5ES	2460	.030"
	12HP B&S OHV	BR2-LM SLD	3841	.030"
	B&S	BR6S	3522	.025"
	B&S	B6S	3510	.025"
	TECUMSEH	BR6S	3522	.025"
TILLER, WASTE GRINDER				
	5.5HP B&S OHV	BKR5ES	2460	.030"
	5.5HP HONDA OHV	BPR5ES SLD #	4006	.032"
	12.5HP KAWASAKI	BMR4A SLD #	4004	.028"
	B&S	B2-LM	1147	.025"
	KOHLER	B-6L	3212	.025"
	TECUMSEH	BR4-LM	4133	.025"
UTILITY VEHICLE				
	9.5HP KAWASAKI	BPR5ES SLD #	4006	.032"
	16HP B&S VANGUARD V-TWIN	BKR5ES	2460	.030"
SNAPPIN' TURTLE				
		B6S	3510	.025"
14MM HEADS		B2-LM	1147	.025"
18MM HD		AB-6	2910	.025"
SNO-BLO				
ALL OTHERS		B6S	3510	.025"
CUSHMAN		AB-6	2910	.025"
SNOW FLITE				
SNOW THROWER	TECUMSEH	BR2-LM SLD	3841	.025"
SOLO				
BLOWER				
412-B	47cc	B6HS	7534	.020"
414	54cc	BPMR7A SLD	6703	.020"
440	29cc	BPMR7A SLD	6703	.025"
449	70cc	B5HS	4210	.020"
450/454		B6HS	7534	.025"
467	66.5cc	BPMR7A SLD	6703	.025"
470		BPMR7A SLD	6703	.020"
BRUSH CUTTER				
142 SB	40.7cc	BPMR7A SLD	6703	.025"
154, 154SB	54.2cc	BPMR7A SLD	6703	.025"
MIST BLOWER				
	COMBI ENGINE	B6HS	7534	.025"



Denotes Original Equipment

^ Available in Blister Pack (see page 6)

Note: Due to different operating or engine conditions an alternate heat range plug maybe required.

MAKE & MODEL	ENGINE	REGULAR PLUG	STK#	GAP
SOLO Cont'd				
410	35cc	B6HS	7534	.025"
412	47cc	B6HS	7534	.025"
419, 424	210cc	B7HS	5110	.020"
422	25cc	B5HS	4210	.020"
423	70cc	B7HS	5110	.020"
426	210cc	B7HS	5110	.020"
436	210cc	BPMR7A SLD	6703	.020"
437, 439, 440	210cc	B7HS	5110	.020"
459	210cc	B7HS	5110	.020"
PORT 423		BM7A ^	6521	.025"
MOTORIZED SPRAYER				
415, 420	25cc	BM6F ^	6221	.020"
422	25cc	B5HS	4210	.020"
423	70cc	B7HS	5110	.020"
432	25cc	BM6F ^	6221	.020"
433	25cc	BM6F ^	6221	.020"
436	210cc	BPMR7A SLD	6703	.020"
SPRAYER JUNIOR		B6HS	7534	.025"
MULTIMOT ENGINE				
100	21cc	B6HS	7534	.025"
101	21cc	B6HS	7534	.025"
TILLER				
501-4T	1.5HP HONDA GX31	CR5HSB # ^	6535	.028"
502	2.5HP HONDA	CR5HSB # ^	6535	.028"
503	4HP HONDA	BPR6ES SLD #	4008	.032"
504	5HP HONDA	BPR6ES SLD #	4008	.032"
505		B6HS	7534	.025"
506		B6HS	7534	.025"
507		B6HS	7534	.025"
508	5HP HONDA	BPR6ES SLD #	4008	.032"
510		BPMR7A SLD	6703	.020"
TRIMMER				
104-L, 109-L, 109-B, 109-LG	29cc	BPMR7A SLD	6703	.025"
118, 119	25cc	BPMR7A SLD	6703	.020"
120, 124, 126, 127, 128	25cc	BPMR7A SLD	6703	.020"
130	30cc	BPMR7A SLD	6703	.020"
134	34cc	BPMR7A SLD	6703	.020"
137	34cc	BPMR6A ^	6726	.020"
140	40cc	BPMR7A SLD	6703	.020"
141	40cc	BPMR6A ^	6726	.020"
SOLO SCREED				
TRIMMER	4HP HONDA	BPR6ES SLD #	4008	.032"
SPARTAN				
BRUSHCUTTER				
PC27		B6S	3510	.025"
PC35		B6S	3510	.025"
PCE24		BM6A SLD	6021	.025"
GRASS TRIMMER PC22		BM7A ^	6521	.025"
HEDGE TRIMMER TR22		BM7A ^	6521	.025"
SPERRY-NEW HOLLAND				
SNOW THROWER		BM6A SLD	6021	.025"
TILLER		BM6A SLD	6021	.025"
SPINTRIM				
EDGER-TRIMMER		BM7F	6421	.025"

MAKE & MODEL	ENGINE	REGULAR PLUG	STK#	GAP
SPLITFIRE				
LOG SPLITTER				
2260	4.6HP HONDA GC160	BPR6ES SLD #	4008	.032"
2265	6.5HP HONDA GX200	BPR6ES SLD #	4008	.032"
3255	5.5HP HONDA GX160	BPR6ES SLD #	4008	.032"
3265	6.5HP HONDA GX200	BPR6ES SLD #	4008	.032"
3455	5.5HP HONDA GX160	BPR6ES SLD #	4008	.032"
3465	6.5HP HONDA GX200	BPR6ES SLD #	4008	.032"
4013	13HP HONDA GX390	BPR6ES SLD #	4008	.032"
4020	20HP HONDA GX630	ZFR5F #	7558	.030"
4024	22.1HP HONDA GX690	ZFR5F #	7558	.030"
4290	9HP HONDA GX270	BPR6ES SLD #	4008	.032"
4490	9HP HONDA GX270	BPR6ES SLD #	4008	.032"
STIHL				
AUGER				
BT106C		BPM6A #	7021	.028"
BT308, BT309		BPR6HS	7022	.030"
BLOWER, SPRAYER				
BG060, BG061		BPMR7A SLD	6703	.030"
BG17, SG17		BPMR7A SLD	6703	.030"
BG45, BG46, BG55, SH55		BPMR7A SLD	6703	.030"
BG56C, BG66, BG86, BG86C, SH56, SH86		CMR6H ^	3365	.028"
BG65, BG85, SH85		BPMR7A SLD	6703	.030"
BG72, BR106		BPMR6A ^	6726	.020"
BG75		BPMR7A SLD	6703	.020"
BR45, BR46		BPMR7A SLD	6703	.020"
BR320, BR320L, BR340, BR340L, BR380		BPMR7A SLD	6703	.020"
BR400, BR420, BR420C		BPMR7A SLD	6703	.020"
BR500, BR550, BR600		CMR6H ^	3365	.028"
BT45, BT120, BT121		BPMR7A SLD	6703	.020"
CUTQUICK				
TS420		BPMR6A ^	6726	.030"
TS700, TS800		BPMR7A SLD	6703	.030"
EDGER				
FC44, FC72		BMR6A SLD	4002	.030"
FC55, FC75, FC85,		BPMR7A SLD	6703	.030"
FC56		CMR6H ^	3365	.020"
FC73, FC83		CMR7A # ^	7543	.028"
FC90, FC110		CMR5H ^	7599	.020"
FC95, FC100		CMR5H ^	7599	.028"
HEDGE TRIMMER				
FH75		BPMR7A SLD	6703	.020"
H151, HS202, HS60, HS61, HS242		BPMR7A SLD	6703	.025"
HL45		BPMR7A SLD	6703	.020"
HL73		CMR7A # ^	7543	.028"
HL75, HL75K		BPMR7A SLD	6703	.020"
HL90, HL100		CMR5H ^	7599	.028"

Outdoor Power Equipment

Denotes Original Equipment
 ^ Available in Blister Pack (see page 6)

Note: Due to different operating or engine conditions an alternate heat range plug maybe required.

MAKE & MODEL	ENGINE	REGULAR PLUG	STK#	GAP
STIHL Cont'd				
HS45		BPMR7A SLD	6703	.025"
HS72, HS74, HS76		BPMR6A ^	6726	.025"
HS75, HS80, HS85		BPMR7A SLD	6703	.020"
HS81R, HS86		CMR5H ^	7599	.028"
HT70, HT75, HT73		CMR7A # ^	7543	.028"
HT130, HT131		CMR6H ^	3365	.028"
KOMBI-MOTOR				
KM55, KM85		BPMR7A SLD	6703	.020"
KM56		CMR6H ^	3365	.020"
KM90, KM110		CMR4H	5246	.020"
KM130		CMR6H ^	3365	.028"
MIST BLOWER				
SR320, SR340, SR400, SR420		BPMR7A SLD	6703	.020"
SHREDDERS				
SH56, SH86C		CMR6H ^	3365	.028"
TRIMMER/BRUSHCUTTER				
FR38		BMR6A SLD	4002	.030"
FS20, FS48, FS52, FS62		BPMR7A SLD	6703	.030"
FS36, FS40, FS44, FS44J, FS44R, FS50		BMR6A SLD	4002	.030"
FS45, FS45C, FS46, FS46C, FS55R, FS55RC		BPMR7A SLD	6703	.030"
FS51, FS56AVRE		BMR6A SLD	4002	.030"
FS55		BPMR7A SLD	6703	.030"
FS56		CMR6H ^	3365	.020"
FS60, FS61, FS65, FS90		BMR6A SLD	4002	.030"
FS72, FS74AVRE, FS76AVE, FS76AVRE		BPMR6A ^	6726	.030"
FS75, FS80R, FS85		BPMR7A SLD	6703	.030"
FS80, FS86AVRE, FS88, FS90, FS106AVE		BPMR6A ^	6726	.030"
FS81, FS86, FS106		BPMR7A SLD	6703	.020"
FS100RX, FS110R, FS130R		CMR5H ^	7599	.028"
FS108, FR106		BPMR6A ^	6726	.030"
FS110		CMR5H ^	7599	.020"
FS120, FS120R		BPMR7A SLD	6703	.030"
FS130		CMR6H ^	3365	.028"
FS150, FS151		BPMR7A SLD	6703	.030"
FS160, FS180, FS280K, FS360AVEZ		BPMR7A SLD	6703	.030"
FS200, FS200AV, FS200AVE		BPMR7A SLD	6703	.030"
FS200R		BPMR7A SLD	6703	.030"
FS202, FS202AV, FS220, FS420		BPMR7A SLD	6703	.030"
FS250, FS250R		BPMR7A SLD	6703	.030"
FS300, FS350, FS400, FS450, FS480, FS500, FS550		BPMR7A SLD	6703	.020"
FS310		CMR6H ^	3365	.028"
FS353, FS353AV		BPR6HS	7022	.030"
FS401, FS410AVE		BPMR7A SLD	6703	.030"
FS401AVE		BPMR6A ^	6726	.030"
TURF EQUIPMENT				
	KOMATSU	CMR7A # ^	7543	.028"
KS43		AB-6	2910	.030"
POWER SWEEP KW85		BPMR7A SLD	6703	.030"

MAKE & MODEL	ENGINE	REGULAR PLUG	STK#	GAP
STIHL Cont'd				
S10		BPMR6A ^	6726	.030"
SP200		BPMR7A SLD	6703	.020"
SUPER RAKE		BMR6A SLD #	4002	.028"
YARD BOSS MM55		BPMR7A SLD	6703	.020"
WOOD BEARING DRILL				
BT45		BPMR7A SLD	6703	.030"
STUMP MACHINE				
STUMP GRINDER				
PRX50	5.5HP HONDA GX160	BPR6ES SLD #	4008	.032"
PRX90	9HP HONDA GX270	BPR6ES SLD #	4008	.032"
PRX130	13HP HONDA GX390	BPR6ES SLD #	4008	.032"
SUBARU-ROBIN				
BLOWER				
FL-21	20.3cc EC02E	BMR7A #	4226	.028"
FL-40	40.2cc EC04	BMR7A #	4226	.028"
FL-231	22.2cc EC02H	BMR7A #	4226	.028"
FL-251	24.5cc EC025G	BMR7A #	4226	.028"
FL-260	24.5cc EC025G	BMR7A #	4226	.028"
FL-411	40.2cc EC04EF	BMR7A #	4226	.028"
FL-500	48.6cc	BPMR7A SLD	6703	.025"
BRUSHCUTTER				
NB02, NB02-2A/B		BMR7A #	4226	.028"
NB03-2D		B7HS	5110	.024"
NB04, NB04-2D, NB04-2E, NB04-2F		B7HS	5110	.024"
NB024		B7HS	5110	.025"
NB16		BMR7A #	4226	.028"
NB26		BMR7A #	4226	.028"
NB27		BMR7A #	4226	.028"
NB30		B7HS	5110	.024"
NB31		BMR7A #	4226	.028"
NB40		B7HS	5110	.028"
NB50, NB171, NBF171		BMR7A #	4226	.028"
NB211, NB211A		BMR7A #	4226	.028"
NB211AV, NB211AW		BMR7A #	4226	.028"
NB212		BMR7A #	4226	.028"
NB223		BMR7A #	4226	.028"
NB231, NBF231, NBK231		BMR7A #	4226	.028"
NB232, NBK232		BMR7A #	4226	.028"
NB251, NBE251, NBF251		BMR7A #	4226	.028"
NB262, NBK262, NBKA262		BPM7A SLD #	7472	.028"
NB263, NBH263		BPM7A SLD #	7472	.028"
NB281		BPM7A SLD #	7472	.028"
NB320		BMR7A #	4226	.028"
NB321		BMR7A #	4226	.028"
NB351, NBK351		BPM7A SLD #	7472	.028"
NB411, NBK411		BPM7A SLD #	7472	.028"
NBF252		BMR7A #	4226	.028"
NBT415		BPM7A SLD #	7472	.028"
HEDGE TRIMMER				
HT-01	15.4cc EC01E	BMR7A #	4226	.028"
HT-01T	15.5cc EC01E	BMR7A #	4226	.028"
HT-02, HT-02T	22.5cc EC02R	BMR7A #	4226	.028"



Denotes Original Equipment

^ Available in Blister Pack (see page 6)

Note: Due to different operating or engine conditions an alternate heat range plug maybe required.

MAKE & MODEL	ENGINE	REGULAR PLUG	STK#	GAP
SUBARU-ROBIN Cont'd				
HT-171	16cc EC01E	BMR7A #	4226	.028"
HT-200	20.3cc EC02ER	BMR7A #	4226	.028"
HT-221	21.7cc EC022GR	BMR7A #	4226	.028"
HT-231T	22.5cc EC02H	BMR7A #	4226	.028"
HT-750	21.7cc EC022GR	BMR7A #	4226	.028"
POWER DUSTER				
FB04		B7HS	5110	.025"
FH03, FH03-3A		B7HS	5110	.025"
FH04, FH04-2A		B7HS	5110	.025"
NF03, NF03-2AD		B7HS	5110	.025"
NF04, NF04-SA, NF04-SB		B7HS	5110	.025"
NF302		BPM7A SLD #	7472	.028"
NF351		BPM7A SLD #	7472	.028"
NF352		BPM7A SLD #	7472	.028"
NF400		BPM7A SLD #	7472	.028"
NF411		BPM7A SLD #	7472	.028"
NF412		BPM7A SLD #	7472	.028"
NF500		BPM7A SLD #	7472	.028"
NF511		BPM7A SLD #	7472	.028"
NF512		BPM7A SLD #	7472	.028"
NF600		BPM7A SLD #	7472	.028"
PS04		B7HS	5110	.025"
RS02, RS02B		BMR7A #	4226	.028"
RS03, RS03-3A, RS03-4		B7HS	5110	.025"
RS04, RS04-2A, RS04-3		B7HS	5110	.025"
RS301		B7HS	5110	.025"
RS331		B7HS	5110	.025"
RS350		B7HS	5110	.025"
RS401		B7HS	5110	.025"
RS412		B7HS	5110	.025"
RS450		B7HS	5110	.025"
RSP232, RS232		BMR7A #	4226	.028"
RSP233		BMR7A #	4226	.028"
PUMP				
SD04, SD04-2B		B7HS	5110	.025"
SD06, SD06-B		B6HS	7534	.025"
SP06B		B6HS	7534	.025"
SNOW THROWER				
SL550 / S	SUBARU-ROBIN EY183	B6HS	7534	.024"
SL552 / S	SUBARU-ROBIN EY23	BP4HS #	3611	.028"
SL650 S	SUBARU-ROBIN EY28	BP6HS #	7331	.024"
SL652 S	SUBARU-ROBIN EY28	BP6HS #	7331	.024"
SL680 HS	SUBARU-ROBIN EH17	B6HS	7534	.024"
SL902 HS	SUBARU-ROBIN EH30	B6ES	7432	.024"
SL903 HS	SUBARU-ROBIN EH30BS	B6ES	7432	.024"
STICK TRIMMER				
BE-221	21.7cc EC022GR	BMR7A #	4226	.028"
BE26	27.2cc EC02F	BMR7A #	4226	.028"
TRIMMER/BRUSHCUTTER				
BE221	21.7cc	BMR6A SLD #	4002	.028"
BH2500	24.5cc 4-Stroke	CMR6A #	1223	.028"

MAKE & MODEL	ENGINE	REGULAR PLUG	STK#	GAP
SUBARU-ROBIN Cont'd				
BH2500AU	24.5cc 4-Stroke	BMR6A SLD #	4002	.028"
BH3500AU	33.5cc 4-Stroke	BMR6A SLD #	4002	.028"
BH3600AU	33.3cc 4-Stroke	BMR6A SLD #	4002	.028"
NB-02, -2A, -3A	22.5cc EC02R	BMR7A #	4226	.028"
NB-02T	22.5cc EC02R	BMR7A #	4226	.028"
NB-04	40cc	BMR7A #	4226	.028"
NB-04-2D	40cc EC04-3R	BMR7A #	4226	.028"
NB-16F, S, T	15.4cc EC01E	BMR7A #	4226	.028"
NB-26	27.2cc EC02F	BMR6A SLD #	4002	.028"
NB-27	27.2cc EC02FH	BMR6A SLD #	4002	.028"
NB-30		BMR6A SLD #	4002	.028"
NB-31	30.5cc EC03	BMR6A SLD #	4002	.028"
NB-50L	51.7cc EC05M	BMR6A SLD #	4002	.028"
NB-211, C, T	20.3cc EC02E	BMR7A #	4226	.028"
NB-223	21.7cc EC022G	BMR7A #	4226	.028"
NB-231, C	22.5cc EC02H	BMR7A #	4226	.028"
NB-23F, S, T	22.5cc EC02R	BMR7A #	4226	.028"
NB-251	24.5cc EC025R	BMR7A #	4226	.028"
NB-252	24.5cc EC025R	BMR7A #	4226	.028"
NB-253, NB-253A	24.5cc EC025R	BMR7A #	4226	.028"
NB-281, NB-281AU	27.2cc EC02FH	BMR7A #	4226	.028"
NB-321	30.5cc EC03F	BMR7A #	4226	.028"
NB-351	34.4cc EC03E	BMR7A #	4226	.028"
NB-411	40.2cc EC04E	BMR7A #	4226	.028"
NB-500	51.7cc	BMR6A SLD #	4002	.028"
NB-2001	20cc EC020G	BMR7A #	4226	.028"
NBF-171	16cc EC01E	BMR7A #	4226	.028"
NBF-211	20.3cc EC02E	BMR7A #	4226	.028"
NBF-251	24.5cc EC025R	BMR7A #	4226	.028"
NBF-252	24.5cc EC025R	BMR7A #	4226	.028"
NBF-2001	20cc EC020G	BMR7A #	4226	.028"
NBK-351	36cc	BMR6A SLD #	4002	.028"
NBK-411	40cc	BMR6A SLD #	4002	.028"
PT	16cc	BMR6A SLD #	4002	.028"
SUNBEAM				
COMPOSTER, SNOW THROWER				
	B&S	B2-LM	1147	.025"
	TECUMSEH	BR6S	3522	.025"
SWISHER				
LOG SPLITTER, TIMMER, TOW BEHIND, SNOW THROWER				
627851X07A	11HP B&S SNOW SERIES OHV	BKR5ES	2460	.030"
LSRB115281350	11.5HP B&S	BKR5ES	2460	.030"
LSRB125341350, LSEB125341350	12.5HP B&S	BKR5ES	2460	.030"
LSRB675221350	675E B&S	BKR5ES	2460	.030"
LSRB875281350	8.75HP B&S 190cc	BKR5ES	2460	.030"
RC12544BS	12.5HP B&S	BKR5ES	2460	.030"
RC14544BS	14.5HP B&S	BKR5ES	2460	.030"
RC18552BS	18.5HP B&S	BKR5ES	2460	.030"
ST67522BS, DST67522BS	675E B&S	BKR5ES	2460	.030"
WB11524BS	11.5HP B&S	BKR5ES	2460	.030"
TANAKA				
AUGER				
JEA-1		B6S	3510	.025"
JEA-2C		B6S	3510	.025"

Outdoor Power Equipment

Denotes Original Equipment
 ^ Available in Blister Pack (see page 6)

Note: Due to different operating or engine conditions an alternate heat range plug maybe required.

MAKE & MODEL	ENGINE	REGULAR PLUG	STK#	GAP
TANAKA Cont'd				
PIA		BMR6A SLD #	4002	.028"
Q1A-10		BMR6A SLD #	4002	.028"
TEA-500	50cc	BMR6A SLD #	4002	.028"
TIA-302, TIA-305		BM7A ^	6521	.025"
TIA-340	31cc	BMR7A #	4226	.028"
TIA-350S/350PFS		BPM6Y	4562	.030"
BLOWER				
TBL-500	43cc	BMR7A #	4226	.028"
TBL-505	43cc	BMR7A #	4226	.028"
TBL-2400	25cc	BMR7A #	4226	.028"
TBL-2500	24cc	BPM6A #	7021	.028"
TBL-2510	24cc	BPM6A #	7021	.028"
TBL-4600	43cc	BMR7A #	4226	.028"
TBL-4610	43.1cc 2.4HP 2-STROKE	BMR7A #	4226	.028"
TBL-7900/7800R		CMR7H ^	3066	.030"
THB-300	31cc	BMR7A #	4226	.028"
THB-2100	21cc	BPM6F ^	5950	.024"
THB-2500, THB2510, TBL-4610, TBL4610, TBL505		BPM6Y	4562	.030"
THB-2510	24cc	BPM6A #	7021	.028"
THB-260PF	23.9cc 1.3HP PUREFIRE 2-STROKE	BMR7A #	4226	.028"
TRB24EAP	23.9cc	BMR7A #	4226	.028"
TRB65EF		BPMR7A SLD	6703	.030"
BRUSHCUTTER				
AST-7000		BPM6A #	7021	.028"
QUM-2, QUM-2N		BMR6A SLD #	4002	.028"
SUM-3		BMR6A SLD #	4002	.028"
SUM-301, SUM-321		BMR6A SLD #	4002	.028"
TBC-218		BMR6A SLD #	4002	.028"
TBC-220		BMR6A SLD #	4002	.028"
TBC-240		BMR6A SLD #	4002	.028"
TBC-255SFK 3-IN-1 KIT	23.9cc	BMR7A #	4226	.028"
TBC-265		BMR6A SLD #	4002	.028"
TBC-270PF	26cc	BPM7A SLD #	7472	.024"
TBC-300	29cc	BMR7A #	4226	.028"
TBC-3010	29cc	BMR7A #	4226	.028"
TBC-322		BMR7A #	4226	.028"
TBC-340PFD	32.2cc 1.6HP PUREFIRE 2-STROKE	BPMR7A SLD	6703	.024"
TBC-355		BMR7A #	4226	.028"
TBC-4110	40cc	BMR6A SLD #	4002	.028"
TBC-420		BPMR6A ^	6726	.030"
TBC-420PF	40cc	BPM6A #	7021	.028"
TBC-422C	40cc	BMR6A SLD #	4002	.028"
TBC-425		BMR6A SLD #	4002	.028"
TBC-430PF	39.8cc 2.2HP PUREFIRE 2-STROKE	BPMR6A # ^	6726	.028"
TBC-500	46cc	BPM6A #	7021	.028"
TBC-501		BMR6A SLD #	4002	.028"
TST-218		BMR6A SLD #	4002	.028"
CONCRETE CUTTER				
EHG-120		BMR7A #	4226	.028"
EARTH DRILL				

MAKE & MODEL	ENGINE	REGULAR PLUG	STK#	GAP
TANAKA Cont'd				
TEC-265		BMR6A SLD #	4002	.028"
TED-210	21cc	BPM6A #	7021	.028"
TED-232		BMR6A SLD #	4002	.028"
TED-260		BMR6A SLD #	4002	.028"
TED-262 L/R	26cc	BMR6A SLD #	4002	.028"
TED-270PFL/PFLS, TED-270PFR/PFRS, TED-270PFHS/PFDH, TED-270PFCLS	26.9cc 1.4HP PUREFIRE 2-STROKE	BM6A SLD	6021	.030"
TSD-23		BMR6A SLD #	4002	.028"
EDGER				
TLE-500		BMR7A #	4226	.028"
TLE-550	50cc	BMR7A #	4226	.028"
TLE-600	49.9cc 2.5HP 2-STROKE	BMR7A #	4226	.028"
TPE-250	24cc	BPM6A #	7021	.028"
TPE-260PF	23.9cc 1.3HP PUREFIRE 2-STROKE	BMR7A #	4226	.028"
TPE-270PF	26cc	BPM7A SLD #	7472	.024"
TPE-2100	21cc	BPM6F ^	5950	.024"
TPE-2410	24cc	BPM6F ^	5950	.024"
TPE-2510	26cc	BPM7A SLD #	7472	.024"
HEDGE TRIMMER				
HTD-2520PF, 2522PF, 2526PF, 2530PF, HTS-2530PF, THT-210, 210S, 2000, 2100, 2100, 2510, 2520, 240, 2530, 2540		BPM6Y	4562	.030"
PHT-15		BMR6A SLD #	4002	.028"
PHT-25		BMR6A SLD #	4002	.028"
TCH22EAP2	21.1cc	BMR7A #	4226	.028"
TCH22EBP2	21.1cc	BMR7A #	4226	.028"
TCH22ECP2	21.1cc	BMR7A #	4226	.028"
THT-23		BMR6A SLD #	4002	.028"
THT-162		BMR6A SLD #	4002	.028"
THT-200		BMR6A SLD #	4002	.028"
THT-230, THT-232		BMR6A SLD #	4002	.028"
THT-240	21cc	BPM6A #	7021	.028"
THT-262	26cc	BMR6A SLD #	4002	.028"
THT-2100	21cc	BPM6A #	7021	.028"
THT-2120	21cc	BPM6A #	7021	.028"
THT-2510	24cc	BPM6A #	7021	.028"
THT-2520	24cc	BPM6A #	7021	.028"
THT-2530	24cc	BPM6A #	7021	.028"
THT-2540	24cc	BPM6A #	7021	.028"
TPH-2501/S/SS, TPH-250PF, TPH-260PF, TPH-230S/SS, TPH-270S/SS		BMR6A ^	7421	.030"
TPH-270PF	26cc	BPM7A SLD #	7472	.024"
LINE TRIMMER				
AST-210	20cc	BPM6A #	7021	.028"
AST-5000		BPM6A #	7021	.028"
AST-7000	20cc	BPM6A #	7021	.028"
TBC-200		BM6F ^	6221	.025"
TBC-220	21cc	BPM6A #	7021	.028"
TBC-225, TBC-245, TBC-260, TBC2500		BMR6A ^	7421	.030"
TBC-250	24cc	BPM6A #	7021	.028"



Denotes Original Equipment

^ Available in Blister Pack (see page 6)

Note: Due to different operating or engine conditions an alternate heat range plug maybe required.

MAKE & MODEL	ENGINE	REGULAR PLUG	STK#	GAP
TANAKA Cont'd				
TBC-255PF	23.9cc 1.3HP PUREFIRE 2-STROKE	BMR7A #	4226	.028"
TBC-270PF	26cc	BPM7A SLD #	7472	.024"
TBC-280		BPM6Y	4562	.030"
TBC-355	34cc	BMR7A #	4226	.028"
TBC-2100	21cc	BPM6F ^	5950	.024"
TBC-2110	21cc	BPM6F ^	5950	.024"
TBC-2211	21cc	BPM6A #	7021	.028"
TBC-2400	24cc	BPM6F ^	5950	.024"
TBC-240PF		BPMR7A SLD	6703	.030"
TBC-2410	25cc	BPM6F ^	5950	.024"
TBC-2501, TBC-270, TBC290, TBC340PF/D, TBC250PF/D		BMR6A ^	7421	.030"
TBC-2510	24cc	BPM6A #	7021	.028"
TBC-2800	28cc	BPM6F ^	5950	.024"
TBC-280PF	26.9cc 1.4HP PUREFIRE 2-STROKE	BMR6A SLD	4002	.024"
TBC-340PF	32.2cc 1.6HP PUREFIRE 2-STROKE	BPMR7A SLD	6703	.024"
TBC-4000	20cc	BPM6A #	7021	.028"
TBC-4010	40cc	BMR6A SLD #	4002	.028"
TBC-420PF	39.8cc 2.2HP PUREFIRE 2-STROKE	BPMR6A # ^	6726	.028"
TBC-430PF	40cc	BPM6A #	7021	.028"
TBC-4500	20cc	BPM6A #	7021	.028"
TBC-5000		BPM6A #	7021	.028"
TBC-720PF, TBC-430PF		BPMR6A ^	6726	.030"
TCG22EABSLP	21.1cc	BMR7A #	4226	.028"
TCG22EAS/EAD/EAB		BPMR6A ^	6726	.030"
TCG22EASSLP	21.1cc	BMR7A #	4226	.028"
TCG24EASPSL	23.9cc	BMR7A #	4226	.028"
TCG24EBSP	23.9cc	BMR7A #	4226	.028"
TCG27EASPSL	26.9cc 1.4HP PUREFIRE 2-STROKE	BMR7A #	4226	.028"
MULTI-TASK				
TBC-2400PF		BMR7A	4226	.030"
POLE SAW				
TPS-260PF/TPS-270S		BPM6Y	4562	.030"
TPS-270PF	26cc	BPM7A SLD #	7472	.024"
TPS-2510	24cc	BPM6A #	7021	.028"
POST HOLE DIGGER				
TEA-500	49.9cc 2.5HP 2-STROKE	BMR6A SLD	4002	.024"
TIA-350PFS	32.2cc 1.6HP PUREFIRE 2-STROKE	BPMR7A SLD	6703	.024"
POWER BLOWER				
JNBL-33, JNBL-33A		B7S	3710	.025"
KTBL50		B6S	3510	.025"
ULNBL-3		B7S	3710	.025"
SCYTHE				
JHJ-37		B-4	3210	.025"
SPRAYER				
IKS-37		B6S	3510	.025"
WATER PUMP				

MAKE & MODEL	ENGINE	REGULAR PLUG	STK#	GAP
TANAKA Cont'd				
QCP-121		BMR6A SLD #	4002	.028"
TCP-25		BPM7Y	4921	.030"
TCP-210	21cc	BPM7A SLD #	7472	.024"
TCP-381	51cc	B6S	3510	.025"
TASK FORCE				
HEDGE TRIMMER				
TF22G		BPM6Y	4562	.025"
TEMPEST				
POWER BLOWERS				
	5.5HP B&S INTEK	BKR5ES	2460	.030"
	5.5HP HONDA GX160	BPR6ES SLD #	4008	.032"
	6.5HP HONDA GX200	BPR6ES SLD #	4008	.032"
	13HP HONDA GX390	BPR6ES SLD #	4008	.032"
TERRACAT				
EDGER/TRENCHER				
	10.5HP B&S	BR2-LM SLD	3841	.030"
	13HP HONDA GVX390	BPR6ES SLD #	4008	.032"
TILLSMITH				
ALL	B&S	B2-LM	1147	.025"
ALL	TECUMSEH	BR6S	3522	.025"
TIMBERWOLF				
LOG SPLITTER				
TW-2, 36, HD	270cc HONDA GX270	BPR5ES SLD #	4006	.032"
TW-5	389cc HONDA GX340	BPR6ES SLD #	4008	.032"
TW-6	688cc HONDA GX630	ZFR5F #	7558	.032"
TW-HV1	163cc HONDA GX160	BPR5ES SLD #	4006	.032"
TW-HV2	270cc HONDA GX270	BPR5ES SLD #	4006	.032"
TW-P1	163cc HONDA GX160	BPR5ES SLD #	4006	.032"
TORO				
AERATOR				
	3HP B&S	B2-LM	1147	.025"
	3.5HP B&S	B2-LM	1147	.025"
18" MECHANICAL AERATOR	HONDA GSV190	BPR5ES SLD #	4006	.032"
21" HYDRAULIC AERATOR	KAWASAKI FJ180V	BPR5ES SLD #	4006	.032"
30" STAND-ON AERATOR	KAWASAKI FS481V	BPR4ES SLD # ^	6578	.032"
HYDROJECT 3000		TR5	2238	.025"
BLOWER				
	FUJI-ROBIN FL21	BMR7A #	4226	.028"
	MITSUBISHI T300	BMR7A #	4226	.028"
51984	25.4cc 2-Stroke	BPMR8Y ^	2218	.025"
EDGER				
	2HP SUZUKI	B5HS	4210	.025"
	3.5HP SUZUKI	BP5HS #	4111	.025"
POWER RAKE				
18" POWER RAKE	HONDA GX160	BPR6ES SLD #	4008	.032"
ROTARY BROOM				

Outdoor Power Equipment

Denotes Original Equipment

^ Available in Blister Pack (see page 6)

Note: Due to different operating or engine conditions an alternate heat range plug maybe required.

MAKE & MODEL	ENGINE	REGULAR PLUG	STK#	GAP
TORO Cont'd				
38700 - POWER BROOM	KOHLER COMMAND 208cc	BKR5ES	2460	.030"
SEEDER				
18" MECHANICAL SLIT SEEDER	HONDA GX160	BPR6ES SLD #	4008	.032"
20" HYDRAULIC SLIT SEEDER	9HP SUBARU EX27	BR6HS # ^	3922	.028"
SHREDDERS/CHIPPERS				
BC-25	KOHLER COMMAND PRO CH730	BKR5ES	2460	.030"
SNOW THROWERS				
	3HP TECUMSEH AH600	BPMR6A ^	6726	.025"
	3.5HP TECUMSEH HSK-35	BR2-LM SLD	3841	.025"
	5HP MITSUBISHI G511	BPR4HS	7823	.025"
	7HP MITSUBISHI G711	BPR4HS	7823	.025"
	141cc TORO R*TEK (B&S)	BPMR4A SLD #	5113	.028"
	S220 2-Stroke	XR4	5858	.025"
	S620	BPMR6A ^	6726	.025"
	SUZUKI 2-Stroke	BPMR4A SLD #	5113	.028"
	SUZUKI 4-Stroke	BPM6Y	4562	.025"
36001 - SNOWMASTER 724 ZXR	212cc TORO	BPR6ES SLD	4008	.032"
36002 - SNOWMASTER 724 QXE	212cc TORO	BPR6ES SLD	4008	.032"
36003 - SNOWMASTER 824 QXE	252cc TORO	BPR6ES SLD	4008	.032"
37770, 37771, 38614	205cc B&S OHV 4-CYL	BKR5ES	2460	.030"
37772, 38624, 38634	250cc B&S OHV 4-CYL	BKR5ES	2460	.030"
37779 - POWER MAX 724 OE	212cc TORO	BPR6ES SLD	4008	.032"
37780 - POWER MAX 826 OE	252cc TORO	BPR6ES SLD	4008	.032"
37781 - POWER MAX 826 OXE	252cc TORO	BPR6ES SLD	4008	.032"
38272, 38282	87cc TORO PREMIUM 4- Stroke OHV	BPR6HS #	7022	.030"
38451, 38452, 38453, 38454, 38458, 38459	163cc TORO PREMIUM 4- Stroke OHV 8HP	BPR6ES SLD #	4008	.030"
38661, 38662, 38660, 38664	265cc TORO PREMIUM OHV 4-CYL	BPR6ES SLD #	4008	.030"
38663, 38674	302C TORO PREMIUM 4-CYL OHV	BPR6ES SLD #	4008	.030"
38680	342cc B&S OHV 4-CYL	BKR5ES	2460	.030"
38743 - POWER CLEAR 721 QZR	212cc TORO	BPR6ES SLD	4008	.032"
38744 - POWER CLEAR 721 QZE	212cc TORO	BPR6ES SLD	4008	.032"
38751	212cc TORO PREMIUM 4- Stroke OHV	BPR6ES SLD #	4008	.030"
38800 - POWER MAX HD 826 OXE	250cc B&S	BKR5ES	2460	.030"

MAKE & MODEL	ENGINE	REGULAR PLUG	STK#	GAP
TORO Cont'd				
38801 - POWER MAX HD 928 OHXE	265cc TORO	BPR6ES SLD	4008	.032"
38802 - POWER MAX HD 1028 OHXE	302cc TORO	BPR6ES SLD	4008	.032"
38803 - POWER MAX HD 1128 OHXE	342cc B&S	BKR5ES	2460	.030"
38805 - POWER MAX HD 826 OXE	252cc TORO	BPR6ES SLD #	4008	.032"
SPRAYER				
STAND-ON SPREADER SPRAYER	9HP SUBARU EX27	BR6HS # ^	3922	.028"
STUMP GRINDER				
SGR-13	HONDA GX390	BPR6ES SLD #	4008	.032"
SGR-6	HONDA GX200	BPR6ES SLD #	4008	.032"
STX-26	KAWASAKI 730V	BPR4ES SLD # ^	6578	.032"
STX-38	KOHLER COMMAND ECV980	BKR6E	6962	.030"
TRIMMER				
51620, 51638, 51652		BM6A SLD	6021	.025"
51653, 51660, 51675		BM6A SLD	6021	.025"
51906		BPMR6F	1270	.025"
51930	1HP FULL CRANK TORO	CMR7A ^	7543	.028"
51932	1HP FULL CRANK TORO	CMR7A ^	7543	.028"
51934	1HP FULL CRANK TORO	CMR7A ^	7543	.028"
TC1000, TC2000, TC3100		BM6A SLD	6021	.025"
TC3500, TC5000		BM6A SLD	6021	.025"
TURF SWEEPER				
	B&S	BKR5ES	2460	.030"
	KOHLER V-TWIN	BKR5ES	2460	.040"
	ONAN	TR5	2238	.025"
VACUUM				
LAWN VACUUM		BMR6A SLD	4002	.025"
RAKE-O-VAC	23HP KOHLER	B6S	3510	.025"
WORKMAN UTILITY VEHICLE				
	6.25HP KOHLER	B2-LM	1147	.025"
	8HP KOHLER	B2-LM	1147	.025"
	10HP KOHLER	B-6L	3212	.025"
	12HP KOHLER	B-6L	3212	.025"
	12.5HP KAWASAKI	BMR4A SLD #	4004	.028"
	12.5HP KOHLER OHV	BKR5E-11	6953	.040"
	14HP KOHLER	B-6L	3212	.025"
	16HP B&S OHV	BKR5ES	2460	.030"
	16HP KOHLER TWIN	UR4	6630	.025"
	17HP KOHLER TWIN	UR4	6630	.025"
	18HP KOHLER TWIN	UR4	6630	.025"
	20HP KOHLER	B-6L	3212	.025"
	20HP KOHLER TWIN	UR4	6630	.025"
	22HP KOHLER	BKR5ES	2460	.030"
	23HP KOHLER	B-6L	3212	.025"
	31HP B&S DIAHATSU	BPR4ES SLD # ^	6578	.028"



Denotes Original Equipment

^ Available in Blister Pack (see page 6)

Note: Due to different operating or engine conditions an alternate heat range plug maybe required.

MAKE & MODEL	ENGINE	REGULAR PLUG	STK#	GAP
TORO Cont'd				
	CHEVROLET 250 ci	UR5	2771	.030"
WORKMASTER TRUCK		B-6L	3212	.025"
TRAC VAC				
VACUUM				
		BM6A SLD	6021	.025"
	5.5HP B&S INTEK	BKR5ES	2460	.030"
	5.5HP HONDA GX160	BPR6ES SLD #	4008	.032"
	6HP KOHLER COMMAND CS	BPR4ES SLD ^	6578	.030"
	6.5HP B&S INTEK PRO	BKR5ES	2460	.030"
TRAILBARROW				
ALL	1.5HP HONDA GX31	CR5HSB # ^	6535	.028"
TRENCHMASTER				
BED EDGER				
F-780H	8HP HONDA GX240	BPR6ES SLD #	4008	.032"
F-990H	9HP HONDA	BPR6ES SLD #	4008	.032"
TRENCHER				
F-703	5.5HP HONDA	BPR6ES SLD #	4008	.032"
F-703	6.5HP HONDA GX200	BPR6ES SLD #	4008	.032"
F-1202	8HP HONDA GX240	BPR6ES SLD #	4008	.032"
F-1202	9HP HONDA	BPR6ES SLD #	4008	.032"
TRIM-IT				
EDGER-TRIMMER		BM6A SLD	6021	.025"
TROY-BILT				
CHIPPER/SHREDDER/VACUUM				
CS4210	10HP B&S INTEK OHV	BKR5ES	2460	.030"
CS4265	6.5HP B&S INTEK OHV	BKR5ES	2460	.030"
CSV065	5.5HP B&S QUANTUM	BR2-LM SLD	3841	.030"
CSV070	5.5HP B&S QUANTUM	BR2-LM SLD	3841	.030"
CSV206	6.5HP B&S INTEK OHV	BKR5ES	2460	.030"
CSV4265	6.5HP B&S INTEK OHV	BKR5ES	2460	.030"
EDGER/TRENCHER				
	4.5HP B&S	BR2-LM SLD	3841	.030"
TB554	B&S 500 SERIES 140cc	BKR5ES	2460	.020"
LOG SPLITTER				
LS275	5.5HP HONDA OHC	BPR6ES SLD #	4008	.032"
LS338	8HP HONDA OHV	BPR6ES SLD #	4008	.032"
PRESSURE WASHER				
2450 PSI	6.75HP B&S	BKR5ES	2460	.030"
2600 PSI	5HP HONDA	BPR6ES SLD #	4008	.032"
2700 PSI	7HP B&S INTEK OHV	BR2-LM SLD	3841	.030"
3700 PSI	13HP HONDA GXV390	BPR5ES SLD #	4006	.032"
SNOW THROWER				

MAKE & MODEL	ENGINE	REGULAR PLUG	STK#	GAP
TROY-BILT Cont'd				
	8.5HP TECUMSEH SNOW KING	BR6ES	4922	.030"
	10HP TECUMSEH SNOW KING	BR2-LM SLD	3841	.030"
	10.5HP TECUMSEH SNOW KING	BR6ES	4922	.030"
	13HP TECUMSEH SNOW KING	BR6ES	4922	.030"
POLAR BLAST 3310	357cc TROY-BILT	BPR6ES SLD	4008	.030"
POLAR BLAST 4510	420cc TROY-BILT	BPR6ES SLD	4008	.030"
SQUALL 210	123cc TROY-BILT	BPR6ES SLD	4008	.030"
SQUALL 2100	208cc TROY-BILT	BPR6ES SLD	4008	.030"
STORM 2410	179cc TROY-BILT	BPR6ES SLD	4008	.030"
STORM 2420	208cc TROY-BILT	BPR6ES SLD	4008	.030"
STORM 2620	208cc TROY-BILT	BPR6ES SLD	4008	.030"
STORM 2625	243cc TROY-BILT	BPR6ES SLD	4008	.030"
STORM 2690 XP	243cc TROY-BILT	BPR6ES SLD	4008	.030"
STORM 2840	243cc TROY-BILT	BPR6ES SLD	4008	.030"
STORM 2890	277cc TROY-BILT	BPR6ES SLD	4008	.030"
STORM 3090	357cc TROY-BILT	BPR6ES SLD	4008	.030"
STORM 3090 XP	357cc TROY-BILT	BPR6ES SLD	4008	.030"
STORM TRACKER 2690 XP	208cc TROY-BILT	BPR6ES SLD	4008	.030"
VORTEX 2490	277cc TROY-BILT	BPR6ES SLD	4008	.030"
VORTEX 2690	357cc TROY-BILT	BPR6ES SLD	4008	.030"
VORTEX 2890	357cc TROY-BILT	BPR6ES SLD	4008	.030"
VORTEX 3090 XP	420cc TROY-BILT	BPR6ES SLD	4008	.030"
VORTEX TRACKER 2890	357cc TROY-BILT	BPR6ES SLD	4008	.030"
TILLER				
	2HP B&S	BR2-LM SLD	3841	.030"
	3HP B&S	B2-LM	1147	.025"
	4HP B&S	BR2-LM SLD	3841	.030"
	5HP B&S	B2-LM	1147	.025"
	5.5HP HONDA GX160	BPR6ES SLD #	4008	.032"
	6HP B&S OHV	BKR5ES	2460	.030"
	6.75HP B&S	BKR5ES	2460	.030"
	7HP B&S	B2-LM	1147	.025"
	7HP B&S INTEK OHV	BKR5ES	2460	.030"
	8HP B&S	B2-LM	1147	.025"
	8HP KOHLER	B-6L	3212	.025"
	10HP B&S	BR2-LM SLD	3841	.030"
	12.5HP KOHLER OHV	BKR5E-11	6953	.040"
	13HP HONDA	BPR5ES SLD #	4006	.032"
	14HP KOHLER OHV	BKR5E-11	6953	.040"
BIG RED	14.5FPT B&S 1450 SERIES	BKR5ES	2460	.030"
BRONCO AXIS VERTICAL TINE	208cc TROY-BILT	BPR6ES SLD	4008	.030"
BRONCO CRT	208cc TROY-BILT	BPR6ES SLD	4008	.030"
COLT FT	208cc TROY-BILT	BPR6ES SLD	4008	.030"
COLT FT XP	208cc TROY-BILT	BPR6ES SLD	4008	.030"
HORSE	14.5FPT B&S 1450 SERIES	BKR5ES	2460	.030"

Outdoor Power Equipment

Denotes Original Equipment
 ^ Available in Blister Pack (see page 6)

Note: Due to different operating or engine conditions an alternate heat range plug maybe required.

MAKE & MODEL	ENGINE	REGULAR PLUG	STK#	GAP
TROY-BILT Cont'd				
PONY	11.5FPT B&S 1150 SERIES	BKR5ES	2460	.030"
PONY ES	B&S POWERBUILT 250cc	BKR5ES	2460	.030"
PRO-LINE CRT	HONDA GC160	BPR5ES SLD #	4006	.032"
PRO-LINE FRT	HONDA GX160	BPR5ES SLD #	4006	.032"
SUPER BRONCO CRT	208cc TROY-BILT	BPR6ES SLD	4008	.030"
TRIMMER				
TB22	25cc	BM6F ^	6221	.025"
TB32 EC	25cc	BM6F ^	6221	.025"
TB35 EC	25cc	BM6F ^	6221	.025"
TB42 BC	27cc	BM6F ^	6221	.025"
TB2040 XP	27cc	BM6F ^	6221	.025"
TB2044 XP	27cc	BM6F ^	6221	.025"
TRIMMER MOWER	6HP B&S QUANTUM	BR2-LM SLD	3841	.030"
TRU-CUT				
DETHATCHER				
D1842B80	8HP INTEK B&S	BKR5ES	2460	.020"
D1842B850	8.5FT/LBS B&S 120000 SERIES 190cc	BKR5ES	2460	.020"
D1842H55	5.5HP HONDA GX160	BPR6ES SLD #	4008	.032"
EDGER				
TC475B	4.75FT/LBS B&S	BKR5ES	2460	.020"
TC480H	4HP HONDA GX120	BPR6ES SLD #	4008	.032"
TC508GCH	4.6HP HONDA GC160	BPR6ES SLD #	4008	.032"
TC525B	5.25FT/LBS B&S	BKR5ES	2460	.020"
TURF KING				
TRIMMER				
TK2145		BPM6Y	4562	.025"
TURFCO				
AERATOR, EDGER, SOD CUTTER				
	4HP HONDA OHV	BP4ES #	6928	.028"
	5HP HONDA OHV	BP5ES SLD #	2140	.025"
	5.5HP HONDA OHV	BP4ES #	6928	.028"
	9HP HONDA OHV	BP4ES #	6928	.028"
	B&S	B2-LM	1147	.025"
	CLINTON	B6S	3510	.025"
TURFMASTER				
	B&S	B2-LM	1147	.025"
	TECUMSEH	BR6S	3522	.025"
TYGAR				
CURB MAKER				
	3HP HONDA	BPR6ES SLD #	4008	.032"
	5.5HP HONDA GX160	BPR6ES SLD #	4008	.032"
U. S. MOTOR POWER, INC				
CHOP SAW				
U. S. MOTOR POWER, INC				
82032		BR6HS ^	3922	.030"
82042		BR6S	3522	.025"

MAKE & MODEL	ENGINE	REGULAR PLUG	STK#	GAP
U. S. MOTOR POWER, INC				
DRONE				
U. S. MOTOR POWER, INC				
82054		BR6HS ^	3922	.030"
U. S. MOTOR POWER, INC				
GROUND DRILL				
U. S. MOTOR POWER, INC				
82062		BR6HS ^	3922	.030"
U. S. MOTOR POWER, INC				
RAIL ROAD GRINDER				
U. S. MOTOR POWER, INC				
82035		BR6S	3522	.025"
U. S. MOTOR POWER, INC				
SNOW THROWER				
U. S. MOTOR POWER, INC				
82062		BR6HS ^	3922	.030"
U. S. MOTOR POWER, INC				
TRAIL BREAKER				
U. S. MOTOR POWER, INC				
82031		BR6S	3522	.025"
U. S. MOTOR POWER, INC				
WATER PUMP				
U. S. MOTOR POWER, INC				
82029		BR6HS ^	3922	.030"
82034		BR6S	3522	.025"
82038		BR6S	3522	.025"
82059		BR6HS ^	3922	.030"
VAC-MASTER				
POWER SWEEPER		BM6A SLD	6021	.025"
VANDERMOLLEN				
AVP				
30Q185	18HP B&S	BKR5ES	2460	.025"
30Q185E	18HP B&S	BKR5ES	2460	.025"
30Q225E	22HP KOHLER	BKR5ES	2460	.025"
D15		B6S	3510	.025"
D17		BM7A ^	6521	.025"
BACKPACK BLOWER				
542BT	40.2cc KAWASAKI	BMR6A SLD #	4002	.028"
850BT	48.6cc KAWASAKI	BPMR7A SLD	6703	.025"
LINE TRIMMER				
L1840K	18.4cc KAWASAKI	BMR6A SLD #	4002	.028"
TRIMMER				
AD16D		BM6A SLD	6021	.025"
TD24		BM6A SLD	6021	.025"
TD33		BM6A SLD	6021	.025"
TDF18		BM6A SLD	6021	.025"
TRIMMER/BRUSHCUTTER				
L2815K	28.1cc KAWASAKI	BMR6A SLD #	4002	.028"
L4320K	43.2cc KAWASAKI	BMR6A SLD #	4002	.028"
WINDMILL BLOWER				
22		BM7A ^	6521	.025"
55		B6S	3510	.025"
66		B6S	3510	.025"



Denotes Original Equipment

^ Available in Blister Pack (see page 6)

Note: Due to different operating or engine conditions an alternate heat range plug maybe required.

MAKE & MODEL	ENGINE	REGULAR PLUG	STK#	GAP
VANDERMOLEN Cont'd				
88		B7S	3710	.025"
WINDMILL CHIPPER				
232423302360		BM6A SLD	6021	.025"
WINDMILL TRIMMER				
	B&S	B2-LM	1147	.025"
	KOHLER	B-6L	3212	.025"
D18		B6S	3510	.025"
VANN				
VACUUM		B6S	3510	.025"
VENTRAC				
TRACTORS				
	19HP KAWASAKI TWIN	BCPR6ES	2330	.025"
3000	21HP KAWASAKI TWIN	BPR4ES SLD # ^	6578	.028"
4100	25HP KAWASAKI TWIN	BPR4ES SLD # ^	6578	.028"
4200VXD	27HP KAWASAKI V-TWIN	BPR2ES SLD #	2015	.025"
4200VXD	31HP B&S VANGUARD	BKR5ES	2460	.030"
VILLAGE BLACKSMITH				
		BM6A SLD	6021	.025"
WARDS				
COMPOSTER, SHREDDER, SWEEPER, TILLER, TRACTOR				
	B&S	B2-LM	1147	.025"
	TECUMSEH	BR6S	3522	.025"
SNOW THROWER				
		B2-LM	1147	.025"
TILLER, TRACTOR				
	B&S	B2-LM	1147	.025"
	TECUMSEH	BR6S	3522	.025"
TRIMMER				
MODEL 1926, 1927		BM6A SLD	6021	.025"
MODEL 1930, 1931, 1932		BM4A SLD	4000	.025"
WEBB				
LAWN ROLLER	B&S	B2-LM	1147	.025"
TILLER	B&S	B2-LM	1147	.025"
WEED EATER				
BLOWER				
	FUJI	B6HS	7534	.025"
	KAWASAKI	BMR6A SLD #	4002	.028"
	KIORITZ	BM6A SLD	6021	.025"
	TECUMSEH	BR4-LM	4133	.025"
920, 925		BM6A SLD	6021	.025"
940		BM6A SLD	6021	.025"
960		BM6A SLD	6021	.025"
1920, 1925		BM6A SLD	6021	.025"
1960		BM6A SLD	6021	.025"
BV165		BPM6Y	4562	.025"
GBI 20, GBI 22		BPM6Y	4562	.025"
GBI 30		BPM6Y	4562	.025"
EDGER				
GE21		BPM6Y	4562	.025"
HEDGE TRIMMER				
GHT17		BPMR6A ^	6726	.025"
GHT22		BPMR6A ^	6726	.025"

MAKE & MODEL	ENGINE	REGULAR PLUG	STK#	GAP
WEED EATER Cont'd				
TRIMMER				
599		BM6A SLD	6021	.025"
609, 698		BM6A SLD	6021	.025"
1000		B6HS	7534	.025"
1400, 1500, 1600, 1700		BM4A SLD	4000	.025"
4000, 5000		BM4A SLD	4000	.025"
GTI 15, GTI 16, GTI 17, GTI 18, GTI 19		BM4A SLD	4000	.025"
GTI 52		BM4A SLD	4000	.025"
HP22, HP28		BM4A SLD	4000	.025"
HP30		BM4A SLD	4000	.025"
LT7000		BPM6Y	4562	.025"
LT7500		BPM6Y	4562	.025"
SST45		BM4A SLD	4000	.025"
TBC57		BM4A SLD	4000	.025"
WEED EATER				
XR100, XR105		BM4A SLD	4000	.025"
XR125		BM4A SLD	4000	.025"
XR20		BM4A SLD	4000	.025"
XR200		BM6A SLD	6021	.025"
XR30		BM4A SLD	4000	.025"
XR50		BM4A SLD	4000	.025"
XR70, XR75		BM4A SLD	4000	.025"
XR80		BM4A SLD	4000	.025"
XR90, XR95		BM4A SLD	4000	.025"
XT100		BM4A SLD	4000	.025"
XT125		BM4A SLD	4000	.025"
XT20		BM4A SLD	4000	.025"
XT25		BPMR7A SLD	6703	.025"
XT30		BPM6Y	4562	.025"
XT40		BM4A SLD	4000	.025"
XT50		BM4A SLD	4000	.025"
XT85		BM4A SLD	4000	.025"
XT90		BM4A SLD	4000	.025"
WEEDBOSS				
STRING TRIMMER/BRUSHCUTTER				
CS-16, SS-18, BC-8	34cc B&S ALL ENG Serial # EXCEPT: 0125, 0126, 0128, 0129, 0130, 0131, 0137, 0138, 0170, 0171, 0523, 0681	BPMR7A SLD	6703	.025"
CS-16, SS-18, BC-8	34cc B&S ENG Serial #: 0125, 0126, 0128, 0129, 0130, 0131, 0137, 0138, 0170, 0171, 0523, 0681	BPMR6F	1270	.025"
WESTWOOD				
TILLER		B6S	3510	.025"
WHEEL HORSE				
ALL	8HP KOHLER K181	BR6S	3522	.025"
ALL	B&S	B2-LM	1147	.025"
ALL	TECUMSEH	BR6S	3522	.025"
WHEELER				
LAWN TRACTOR, SHREDDER, TILLER				
	B&S	B2-LM	1147	.025"
	TECUMSEH	BR6S	3522	.025"

Outdoor Power Equipment

Denotes Original Equipment
 ^ Available in Blister Pack (see page 6)

Note: Due to different operating or engine conditions an alternate heat range plug maybe required.

MAKE & MODEL	ENGINE	REGULAR PLUG	STK#	GAP
WHITE				
LOG SPLITTERS				
		B6S	3510	.025"
SHREDDERS				
		BM6A SLD	6021	.025"
SNOW THROWER				
	9HP B&S	BKR5ES	2460	.025"
	TECUMSEH	BR4-LM	4133	.025"
TILLER				
	6.5HP B&S	BKR5ES	2460	.030"
WINDMILL				
BACK PACK BLOWER				
542 BT	40.2cc KAWASAKI	BMR7A #	4226	.028"
856 BT	56cc KAWASAKI	BMR7A #	4226	.028"
HEDGE CLIPPER				
F1832CR	18.4cc KAWASAKI	BMR6A SLD #	4002	.028"
F1840CR	18.4cc KAWASAKI	BMR6A SLD #	4002	.028"
F2330CRHD	22.6cc KAWASAKI	BMR6A SLD #	4002	.028"
F2330K	22.6cc KAWASAKI	BMR6A SLD #	4002	.028"
TRIMMER				
L1840K	18.4cc KAWASAKI	BMR6A SLD #	4002	.028"
L2035G	20.3cc KAWASAKI	BMR6A SLD #	4002	.028"
L2515K	25.1cc KAWASAKI	BMR6A SLD #	4002	.028"
L2815G	28.1cc KAWASAKI	BMR6A SLD #	4002	.028"
WOOD PRO				
AVP				
30Q185	18HP B&S	BKR5ES	2460	.028"
30Q185E	18HP B&S	BKR5ES	2460	.028"
30Q225E	22HP KOHLER	BKR5ES	2460	.028"
BRUSH CHIPPERS				
20D160	16HP B&S	BKR5ES	2460	.028"
24D418	18HP B&S	BKR5ES	2460	.028"
24D418E	18HP B&S	BKR5ES	2460	.028"
WORLD LAWN				
SNOW THROWER				
WS2265BSE	B&S 800 SERIES 205cc	BKR5ES	2460	.030"
WS2475BSE	B&S 900 SERIES 205cc	BKR5ES	2460	.030"
WS2690BSE	305cc B&S OHV	BKR5ES	2460	.030"
W-W GRINDER				
SHREDDER, POWER SPRAYER				
	B&S	B2-LM	1147	.025"
	WISCONSIN VH4D	AB-6	2910	.025"
XENOAH				
AUGER				
		B6S	3510	.025"
FAG10		B6S	3510	.025"
BLOWER				
EB20		BM7A ^	6521	.025"
EB40		B6HS	7534	.025"

MAKE & MODEL	ENGINE	REGULAR PLUG	STK#	GAP
XENOAH Cont'd				
DUSTER-MISTER				
MD20AE		BM7A ^	6521	.025"
MD40AE		B6HS	7534	.025"
TRIMMER				
BC153E-1		BM6A SLD	6021	.025"
BC174E		BM6A SLD	6021	.025"
BC234B		BM7A ^	6521	.025"
BC324B		B6HS	7534	.025"
FBC12		B6HS	7534	.025"
FBC26		B6HS	7534	.025"
FBC33		B6S	3510	.025"
YAMAHA				
PRESSURE WASHER				
PW3028	YAMAHA MZ200	BPR4ES SLD # ^	6578	.032"
PW4040	YAMAHA MZ360	BPR4ES SLD # ^	6578	.032"
SNOW THROWER				
YS220		BPR5HS	6222	.025"
YS240TB		BPR4ES SLD # ^	6578	.025"
YS524T, YS524W		BPR4HS	7823	.025"
YS624T, YS624W		BPR4HS	7823	.028"
YS828T, YS828W		BPR4HS	7823	.028"
YT1080ED		BPR4ES SLD # ^	6578	.025"
YT1290EX		BPR4ES SLD # ^	6578	.025"
YT660E		BPR4ES SLD # ^	6578	.025"
YT970E(D)		BPR4ES SLD # ^	6578	.025"
WATER PUMP				
YP2		BR7HS ^	4122	.025"
YP3		BPR6HS	7022	.025"
YP10G		BR7HS ^	4122	.025"
YP15H		BPR6HS	7022	.025"
YP20G (TO 1999)		BR7HS ^	4122	.025"
YP20G (FROM 2000)	YAMAHA MZ175	BPR4ES SLD # ^	6578	.032"
YP20G(N)		BPR4HS-10	5024	.040"
YP20GA, YP20H, YP20M, YP20MH		BPR6HS	7022	.028"
YP20GX		BPR4ES SLD # ^	6578	.025"
YP20NT, YP20S, YP20T (TO 1999), YP20TA		BPR6HS	7022	.028"
YP20T (FROM 2000)	YAMAHA MZ175	BPR4ES SLD # ^	6578	.032"
YP30E		BR4HS	3322	.025"
YP30G (FROM 2000)	YAMAHA MZ175	BPR4ES SLD # ^	6578	.032"
YP30G (TO 1999), YP30GA, YP30MH		BPR6HS	7022	.028"
YP30GK, YP30GN		BPR4HS	7823	.025"
YP30GX		BPR4ES SLD # ^	6578	.025"
YP30S, YP30NT, YP30T (TO 1999), YP30TA		BPR6HS	7022	.028"
YP30T (FROM 2000)	YAMAHA MZ300	BPR4ES SLD # ^	6578	.032"
YP40T	YAMAHA MZ360	BPR4ES SLD # ^	6578	.032"
YP40TA		BPR6HS	7022	.028"
	KUBOTA	BP4HS-10 #	5011	.040"
YARD MACHINES (MTD)				
BLOWER				
41AR2BEG901, 41BS2BVG901	27cc 2-Stroke EZ START	BPMR6F	1270	.025"
YM320BV	31cc 2-Stroke	BPMR6F	1270	.025"
CHIPPER/SHREDDER				



Denotes Original Equipment

^ Available in Blister Pack (see page 6)

Note: Due to different operating or engine conditions an alternate heat range plug maybe required.

MAKE & MODEL	ENGINE	REGULAR PLUG	STK#	GAP
YARD MACHINES (MTD) Cont'd				
	4.5HP B&S	BR7ES	5122	.032"
	5.5HP TECUMSEH OHV XL	BR7ES	5122	.032"
	10HP TECUMSEH OHV XL	BR7ES	5122	.032"
24A-45M3000	208cc MTD OHV	BPR6ES SLD	4008	.030"
EDGER				
	3.5HP B&S	BR2-LM SLD	3841	.030"
25B-520J000	B&S 90000 SERIES 148cc	BR2-LM SLD	3841	.030"
LOG SPLITTER				
	5HP B&S	BR7ES	5122	.032"
	6HP B&S	BR7ES	5122	.032"
24BF51MM004	170cc POWERMORE OHV	BR2-LM SLD	3841	.030"
24BG55M1706	208cc POWERMORE OHV	BPR6ES SLD	4008	.030"
24BG57M3004	208cc MTD GOLD	BPR6ES SLD	4008	.030"
POLE SAW				
41ADPS1C983	25cc 2-Stroke QUICK START	BPMR6F	1270	.025"
SNOW THROWER				
	5.5HP TECUMSEH SNOW KING	BR6ES	4922	.030"
31A-2M1E706, 31A- 2M1E700, 31A-2M1E752	123cc POWERMORE OHV	BPR6ES SLD	4008	.030"
31A-32AD706, 31A- 32AD700, 31A-32AD752	179cc POWERMORE OHV	BPR6ES SLD	4008	.030"
31AH55LH704, 31AH65LG704, 31AH65FH795, 31AH65FH700, 31AH65LG701	357cc POWERMORE OHV	BPR6ES SLD	4008	.030"
31AH64FG795, 31AH64EG700, 31AH64FG700	277cc POWERMORE OHV	BPR6ES SLD	4008	.030"
31AM63FF706, 31AS63EE706, 31AM63KE704, 31BM63LF704, 31AS63EF729, 31A- 63BD700, 31AS63EE700, 31AS63EF700, 31AM63KE701, 31AM63LF701, 31AS63EE701	208cc POWERMORE OHV	BPR6ES SLD	4008	.030"
31AS2S1E704, 31AS2S1E795, 31AS2S1E701, 31AS2S1E700	179cc POWERMORE OHV	BPR6ES SLD	4008	.030"
31AS2T5E704	208cc POWERMORE OHV	BPR6ES SLD	4008	.030"
TILLER				
	5HP HONDA OHC	BPR6ES SLD #	4008	.032"
	5HP TECUMSEH OHV	BR6ES	4922	.030"
	6HP TECUMSEH OHV	BR7ES	5122	.032"
	31cc RYOBI	BPMR6F	1270	.020"

MAKE & MODEL	ENGINE	REGULAR PLUG	STK#	GAP
YARD MACHINES (MTD) Cont'd				
21A-24MK000, 21A- 24MK020, 21A-24MK052	139cc MTD OHV	BPR6ES SLD	4008	.030"
21AA404B000	205cc MTD OHV	BKR5ES	2460	.030"
21AA40M1052	208cc MTD OHV	BPR6ES SLD	4008	.030"
YARD MAN (MTD)				
BLOWER, LAWN SWEEPER				
		B6S	3510	.025"
YM2BP, 41AR2BEG901, 41BS2BVG901	27cc 2-Stroke EZ START	BPMR6F	1270	.025"
YM320BV	31cc 2-Stroke	BPMR6F	1270	.025"
CHIPPER/SHREDDER/VACUUM				
		BM6A SLD	6021	.025"
	6HP B&S	BKR5ES	2460	.030"
	6HP TECUMSEH OHV	BR6ES	4922	.030"
EDGER, MULCHER, TILLER				
		BM6A SLD	6021	.025"
	3.75HP B&S	BR2-LM SLD	3841	.030"
	5.5HP B&S INTEK	BKR5ES	2460	.030"
SNOW THROWER				
		BM6A SLD	6021	.025"
	13HP B&S	B2-LM	1147	.025"
	14HP KOHLER	BKR5ES	2460	.025"
	15HP B&S	B2-LM	1147	.025"
	18HP B&S	BR6S	3522	.025"
	18HP B&S	BKR5ES	2460	.025"
	3.5HP B&S	B2-LM	1147	.025"
	4HP KOHLER K91	B2-LM	1147	.025"
	5HP B&S	B2-LM	1147	.025"
	5HP TECUMSEH	BR6ES	4922	.030"
	8HP TECUMSEH	BR6S	3522	.025"
	KAWASAKI	B6S	3510	.025"
	ROBIN	BR6HS ^	3922	.025"
31AS2S1E701	179cc POWERMORE OHV	BPR6ES SLD	4008	.030"
TRIMMER MOWER				
	5HP B&S QUANTUM	BR2-LM SLD	3841	.030"
YARD MARVEL				
AERATOR, MOTOR RAKE		B6S	3510	.025"
SNOW THROWER		B6S	3510	.025"
TILLER		B6S	3510	.025"
TILLER	FUJI-ROBIN	B6HS	7534	.025"
YARD PRO				
ALL	3.5HP B&S	B2-LM	1147	.025"
ALL	5HP B&S	B2-LM	1147	.025"
ALL	8HP B&S	B2-LM	1147	.025"
ALL	15HP B&S	B2-LM	1147	.025"
ALL	18HP B&S	BR6S	3522	.025"
TRIMMER				
YP110, YP115, YP116		BM4A SLD	4000	.025"
YP120		BM4A SLD	4000	.025"
YP130		BM4A SLD	4000	.025"
YP140, YP145		BM4A SLD	4000	.025"
YP150		BM4A SLD	4000	.025"

Outdoor Power Equipment

Denotes Original Equipment

^ Available in Blister Pack (see page 6)

Note: Due to different operating or engine conditions an alternate heat range plug maybe required.

MAKE & MODEL	ENGINE	REGULAR PLUG	STK#	GAP
YARD PRO Cont'd				
YP160		BM4A SLD	4000	.025"
YP200		BM6A SLD	6021	.024"
YARD VAC				
BLOWER, EDGER, THATCHER, VACUUM				
	4 & 5HP B&S	BR2-LM SLD	3841	.030"
	4HP HONDA G40	BR6HS # ^	3922	.025"
	5HP HONDA G200	BR4HS #	3322	.025"
	KOHLER	B2-LM	1147	.025"
YAZOO				
ALL	4.6HP WISCONSIN-ROBIN EY18W, EY183W	B6HS	7534	.025"
ALL	4.6HP WISCONSIN EY18-3W	B6HS	7534	.025"
ALL	5HP B&S	B2-LM	1147	.025"
ALL	5.5HP B&S	B2-LM	1147	.025"
ALL	8.5HP B&S	B2-LM	1147	.025"
ALL	9HP B&S	B2-LM	1147	.025"
ALL	9HP KAWASAKI OHV	BP4ES #	6928	.028"
ALL	12.5HP B&S	B2-LM	1147	.025"
ALL	12.5HP WISCONSIN AGND	AB-6	2910	.025"
ALL	14HP KAWASAKI	BP4ES #	6928	.028"
ALL	18HP B&S	BKR5ES	2460	.030"
ALL	18HP KOHLER	B-6L	3212	.025"
ALL	18HP WISCONSIN TJD	AB-6	2910	.025"
ALL	20HP KAWASAKI	BMR6A SLD #	4002	.028"
ALL	20HP KOHLER TWIN	UR4	6630	.025"
ALL	22HP KOHLER	BKR5ES	2460	.030"
ALL	23HP KOHLER	B-6L	3212	.025"
ALL	25HP KOHLER	BKR5ES	2460	.030"
YELLOWBIRD				
TILLERS	B&S	B2-LM	1147	.025"
Z-SPRAY				
SPRAYERS				
JUNIOR, INTERMEDIATE	15HP KAWASAKI	BCPR6ES #	2330	.025"
Z-MAX	15HP KAWASAKI	BCPR6ES #	2330	.025"
Z-MAX	17HP KAWASAKI	BPMR6A ^	6726	.025"
Z-MAX	18HP KOHLER COMMAND PRO	BKR5ES	2460	.030"
Z-MAX	19HP KAWASAKI FH601V	BPR4ES SLD # ^	6578	.028"
Z-PLUGR	17HP KAWASAKI	BPMR6A ^	6726	.025"
Z-PLUGR	19HP KAWASAKI FH601V	BPR4ES SLD # ^	6578	.028"

Denotes Original Equipment
 ^ Available in Blister Pack (see page 6)

Note: Due to different operating or engine conditions an alternate heat range plug maybe required.

MAKE & MODEL	ENGINE	REGULAR PLUG	STK#	GAP
BRIGGS & STRATTON				
1 CYLINDER "L" HEAD HORIZONTAL				
100200, 100202	4.0HP	BR2-LM SLD	3841	.030"
111200 SERIES	4.0HP	BR2-LM SLD	3841	.030"
114000 SERIES	4.0HP	BR2-LM SLD	3841	.030"
130000, 131000 SERIES	5.0HP	BR2-LM SLD	3841	.030"
132000, 133200 SERIES	5.0HP	BR2-LM SLD	3841	.030"
133400 SERIES INDUSTRIAL PLUS	5.0HP	BR2-LM SLD	3841	.030"
135200 SERIES	5.0HP	BR2-LM SLD	3841	.030"
136200 SERIES GO-CARTS	5.0HP	BR2-LM SLD	3841	.030"
200400 SERIES	8.0HP	BR2-LM SLD	3841	.030"
231400, 233400 SERIES	9.0HP	BR2-LM SLD	3841	.030"
242430 SERIES	10.0HP	BR2-LM SLD	3841	.030"
251400 SERIES	11.0HP	BR2-LM SLD	3841	.030"
253400 SERIES	11.0HP	BR2-LM SLD	3841	.030"
255400, 256400 SERIES	11.0HP	BR2-LM SLD	3841	.030"
300400, 301400 SERIES	12.0HP	BR2-LM SLD	3841	.030"
302400 SERIES	13.0HP	BR2-LM SLD	3841	.030"
320400 SERIES	14.0HP	BR2-LM SLD	3841	.030"
325400 SERIES	15.0HP	BR2-LM SLD	3841	.030"
60100 SERIES	2.0HP	BR2-LM SLD	3841	.030"
80200, 80202 SERIES	3.0HP	BR2-LM SLD	3841	.030"
80300 SERIES	3.0HP	BR2-LM SLD	3841	.030"
81200, 81300 SERIES	3.0HP	BR2-LM SLD	3841	.030"
90100, 90200 SERIES	3.0HP	BR2-LM SLD	3841	.030"
91200 SERIES	3.5HP	BR2-LM SLD	3841	.030"
92200 SERIES	3.5HP	BR2-LM SLD	3841	.030"
92500, 94500 SERIES	3.0HP	BR2-LM SLD	3841	.030"
93200 SERIES	3.5HP	BR2-LM SLD	3841	.030"
93400 W/O TOP TANK INDUSTRIAL PLUS	3.5HP	BR2-LM SLD	3841	.030"
93400 WITH TOP TANK INDUSTRIAL PLUS	3.5HP	BKR5ES	2460	.030"
93500, 93900 SERIES	3.5HP	BR2-LM SLD	3841	.030"
95500 SERIES	3.5HP	BR2-LM SLD	3841	.030"
96500 SERIES	3.5HP	BR2-LM SLD	3841	.030"
1-CYLINDER "L" HEAD VERTICAL				
100000 SERIES: 500, 550 SERIES	158cc	BR2-LM SLD	3841	.030"
100700 SERIES	3.5HP	BR2-LM SLD	3841	.030"
100900, 110900 SERIES	4.0HP	BR2-LM SLD	3841	.030"
10A900, 10B900 SERIES QUATTRO 40	4.0HP	BR2-LM SLD	3841	.030"
10C900 SERIES	4.0HP	BR2-LM SLD	3841	.030"
110000 SERIES: 725EX SERIES	190cc	BKR5ES	2460	.030"
111900 SERIES	4.0HP	BR2-LM SLD	3841	.030"
113900 SERIES	4.0HP	BR2-LM SLD	3841	.030"
12K700 SERIES QUATTRO	4.0HP	BR2-LM SLD	3841	.030"
133700, 135700 SERIES	6.0HP	BR2-LM SLD	3841	.030"
170700 SERIES	6.5HP	BR2-LM SLD	3841	.030"
190700, 191700, 193700 SERIES	8.0HP	BR2-LM SLD	3841	.030"
251700 SERIES	11.0HP	BR2-LM SLD	3841	.030"
254700, 255700, 256700 SERIES	10.0HP	BR2-LM SLD	3841	.030"
257700 SERIES	10.5HP	BR2-LM SLD	3841	.030"

MAKE & MODEL	ENGINE	REGULAR PLUG	STK#	GAP
BRIGGS & STRATTON Cont'd				
258700 SERIES	11.0HP	BR2-LM SLD	3841	.030"
259700 SERIES	11.5HP	BR2-LM SLD	3841	.030"
280700, 281700 SERIES	12.0HP	BR2-LM SLD	3841	.030"
28R700 SERIES	13.5HP	BR2-LM SLD	3841	.030"
90000 SERIES: 300, 450 SERIES	148cc	BR2-LM SLD	3841	.030"
90000 SERIES: 675EX SERIES	190cc	BKR5ES	2460	.030"
90700 SERIES	3.5HP	BR2-LM SLD	3841	.030"
91700 SERIES	3.5HP	BR2-LM SLD	3841	.030"
92900 SERIES	3.5HP	BR2-LM SLD	3841	.030"
95900 SERIES	3.5HP	BR2-LM SLD	3841	.030"
96900, 98900 SERIES SPRINT	3.75HP	BR2-LM SLD	3841	.030"
9B900 SERIES CLEAN POWER 37	3.75HP	BR2-LM SLD	3841	.030"
9C900 SERIES QUATTRO 38	3.75HP	BR2-LM SLD	3841	.030"
1-CYLINDER OHV HORIZONTAL				
100000 SERIES: 750 SNOW SERIES	163cc	BKR5ES	2460	.030"
100000 SERIES: 750 UTILITY SERIES	163cc	BKR5ES	2460	.030"
100000 SERIES: 750 XR, CR SERIES	163cc	BKR5ES	2460	.030"
130000 SERIES: 950 SNOW SERIES	208cc	BKR5ES	2460	.030"
130000 SERIES: 950 UTILITY SERIES	208cc	BKR5ES	2460	.030"
130000 SERIES: 950 XR, CR SERIES	208cc	BKR5ES	2460	.030"
150000 SERIES: 1150 SNOW SERIES	250cc	BKR5ES	2460	.030"
150000 SERIES: 1150 UTILITY SERIES	250cc	BKR5ES	2460	.030"
150000 SERIES: 1150 XR SERIES	250cc	BKR5ES	2460	.030"
200000 SERIES: 1450 SNOW SERIES	305cc	BKR5ES	2460	.030"
200000 SERIES: 1450 UTILITY SERIES	305cc	BKR5ES	2460	.030"
200000 SERIES: 1450 XR SERIES	305cc	BKR5ES	2460	.030"
210000 SERIES: 1550, 1650 SERIES	342cc	BKR5ES	2460	.030"
210000 SERIES: 1650 SNOW SERIES	420cc	BKR5ES	2460	.030"
210000 SERIES: 1650 UTILITY SERIES	420cc	BKR5ES	2460	.030"
210000 SERIES: 1650 XR SERIES	420cc	BKR5ES	2460	.030"
210000 SERIES: 2100 SNOW SERIES	420cc	BKR5ES	2460	.030"
210000 SERIES: 2100 UTILITY SERIES	420cc	BKR5ES	2460	.030"
210000 SERIES: 2100 XR SERIES	420cc	BKR5ES	2460	.030"
83100 SERIES: 550 UTILITY SERIES	127cc	BPR6ES SLD	4008	.030"
83100 SERIES: 550 XR SERIES	127cc	BPR6ES SLD	4008	.030"
1-CYLINDER OHV VERTICAL				
287700 SERIES	14.5HP	BKR5ES	2460	.030"
28E700 SERIES QUIET MODEL	14.0HP	BKR5ES	2460	.030"

Power Equipment Engines

Denotes Original Equipment
 ^ Available in Blister Pack (see page 6)

Note: Due to different operating or engine conditions an alternate heat range plug maybe required.

MAKE & MODEL	ENGINE	REGULAR PLUG	STK#	GAP
BRIGGS & STRATTON Cont'd				
28N700 SERIES	15.5HP	BKR5ES	2460	.030"
28N707 SERIES	15.0HP	BKR5ES	2460	.030"
80000 SERIES: 450E SERIES	125cc	BKR5ES	2460	.020"
90000 SERIES: 500E, 550E, 550EX, 550EX GOLD SERIES	140cc	BKR5ES	2460	.020"
90000 SERIES: 550E SILVER SERIES	140cc	BKR5ES	2460	.020"
90000 SERIES: 625EX GOLD SERIES	160cc	BKR5ES	2460	.020"
97700 SERIES	4.5HP	BKR5ES	2460	.030"
99700 SERIES (EUROPA)	5.5HP	BKR5ES	2460	.030"
1000 SERIES 1-CYLINDER OHV VERTICAL				
140000 SERIES: PROFESSIONAL SERIES 1000	223cc	BKR5ES	2460	.020"
2-STROKE 1-CYLINDER				
62000 SERIES	3.0HP	BR2-LM SLD	3841	.030"
95700, 96700 SERIES	5.0HP	BR2-LM SLD	3841	.030"
COMMERCIAL SERIES V-TWIN OHV VERTICAL				
400000 SERIES 656CC	16HP	BKR5ES	2460	.030"
400000 SERIES 656CC	18HP	BKR5ES	2460	.030"
400000 SERIES 656CC	20HP	BKR5ES	2460	.030"
440000 SERIES: MODEL 44 724CC	22.0HP	BKR5ES	2460	.030"
440000 SERIES: MODEL 44 724CC	23.0HP	BKR5ES	2460	.030"
440000 SERIES: MODEL 44 724CC	24.0HP	BKR5ES	2460	.030"
440000 SERIES: MODEL 44 724CC	25.0HP	BKR5ES	2460	.030"
490000 SERIES: MODEL 49 810CC	26.0HP	BKR5ES	2460	.030"
490000 SERIES: MODEL 49 810CC	27.0HP	BKR5ES	2460	.030"
ENDURANCE SERIES 1-CYLINDER "L" HEAD VERTICAL				
120000 SERIES: 725EX	190cc	BR2-LM SLD	3841	.030"
ENDURANCE SERIES 2-CYLINDER V-TWIN OHV VERTICAL				
400000 SERIES 656CC	18HP	BKR5ES	2460	.030"
400000 SERIES 656CC	20HP	BKR5ES	2460	.030"
440000 SERIES 724CC	22HP	BKR5ES	2460	.030"
440000 SERIES 724CC	23HP	BKR5ES	2460	.030"
440000 SERIES 724CC	24HP	BKR5ES	2460	.030"
440000 SERIES 724CC	25HP	BKR5ES	2460	.030"
490000 SERIES 810CC	26HP	BKR5ES	2460	.030"
490000 SERIES 810CC	27HP	BKR5ES	2460	.030"
GOLD SERIES 1-CYLINDER OHV VERTICAL				
310000 SERIES 500CC	17.5HP	BKR5ES	2460	.030"
330000 SERIES 540CC	19HP	BKR5ES	2460	.030"
INTEK SERIES V-TWIN OHV VERTICAL				
400000 SERIES: MODEL 40 656CC	16.0HP	BKR5ES	2460	.030"
400000 SERIES: MODEL 40 656CC	18.0HP	BKR5ES	2460	.030"
400000 SERIES: MODEL 40 656CC	20.0HP	BKR5ES	2460	.030"
405700 SERIES	18.0HP	BKR5ES	2460	.030"
406700 SERIES	20.0HP	BKR5ES	2460	.030"
407700 SERIES	22.0HP	BKR5ES	2460	.030"

MAKE & MODEL	ENGINE	REGULAR PLUG	STK#	GAP
BRIGGS & STRATTON Cont'd				
440000 SERIES: MODEL 44 724CC	22.0HP	BKR5ES	2460	.030"
440000 SERIES: MODEL 44 724CC	23.0HP	BKR5ES	2460	.030"
440000 SERIES: MODEL 44 724CC	24.0HP	BKR5ES	2460	.030"
445700 SERIES	25.0HP	BKR5ES	2460	.030"
INTEK SINGLE CYLINDER OHV HORIZONTAL				
12000 SERIES: 825, 850, 875, 900 SERIES 208CC	208cc	BKR5ES	2460	.030"
15000 SERIES: 100, 1125 SERIES 250CC	250cc	BKR5ES	2460	.030"
20000 SERIES: 1350, 1450 SERIES 305CC	305cc	BKR5ES	2460	.030"
21000 SERIES: 1500, 1575 SERIES 342CC	342cc	BKR5ES	2460	.030"
INTEK SINGLE CYLINDER OHV VERTICAL				
	13.5HP	BKR5ES	2460	.030"
	15.5HP	BKR5ES	2460	.030"
	17.5HP	BKR5ES	2460	.030"
	6.0HP	BKR5ES	2460	.030"
	6.75HP	BKR5ES	2460	.030"
	8.0HP	BKR5ES	2460	.030"
110400, 111400, 113400 SERIES	5.5HP	BKR5ES	2460	.030"
110600, 111600 SERIES	6.5HP	BKR5ES	2460	.030"
120400, 1241400, 123400 SERIES	6.5HP	BKR5ES	2460	.030"
120600, 121600, 122600 SERIES	6.5HP	BKR5ES	2460	.030"
204400, 205400 SERIES	10.0HP	BKR5ES	2460	.030"
210000 SERIES: MODEL 21 344CC	10.5HP	BKR5ES	2460	.030"
210000 SERIES: MODEL 21 344CC	11.5HP	BKR5ES	2460	.030"
310000 SERIES: MODEL 31 500CC	13.5HP	BKR5ES	2460	.030"
310000 SERIES: MODEL 31 500CC	14.5HP	BKR5ES	2460	.030"
310000 SERIES: MODEL 31 500CC	15.5HP	BKR5ES	2460	.030"
310000 SERIES: MODEL 31 500CC	16.5HP	BKR5ES	2460	.030"
310000 SERIES: MODEL 31 500CC	17.5HP	BKR5ES	2460	.030"
310700 SERIES	16.5HP	BKR5ES	2460	.030"
311700, 312700 SERIES	17.0HP	BKR5ES	2460	.030"
330000 SERIES: MODEL 33 540CC	18.5HP	BKR5ES	2460	.030"
330000 SERIES: MODEL 33 540CC	19.0HP	BKR5ES	2460	.030"
LIQUID COOLED 3-CYLINDER				
473100 SERIES	27.0HP	BKR5ES	2460	.030"
581400, 582400, 584400	28.0HP	BKR5ES	2460	.030"
583400, 586400, 587400, 588400	31.0HP	BKR5ES	2460	.030"
585400 SERIES	26.5HP	BKR5ES	2460	.030"
58A400	34.0HP	BKR5ES	2460	.030"
DM700 SERIES	23.5HP	BKR5ES	2460	.030"
DM950 SERIES, 580400	31.0HP	BKR5ES	2460	.030"
OLDER MODELS				
14MM HD		B2-LM	1147	.030"

Denotes Original Equipment
 ^ Available in Blister Pack (see page 6)

Note: Due to different operating or engine conditions an alternate heat range plug maybe required.

MAKE & MODEL	ENGINE	REGULAR PLUG	STK#	GAP
BRIGGS & STRATTON Cont'd				
18MM HD		AB-6	2910	.030"
OPPOSED 2-CYLINDER "L" HEAD HORIZONTAL				
400400 SERIES	12.5HP	BR2-LM SLD	3841	.030"
401400, 402400 SERIES	16.0HP	BR2-LM SLD	3841	.030"
404400 SERIES	14.0HP	BR2-LM SLD	3841	.030"
421400, 422400 SERIES	18.0HP	BR2-LM SLD	3841	.030"
OPPOSED 2-CYLINDER "L" HEAD VERTICAL				
400700 SERIES	14.0HP	BR2-LM SLD	3841	.030"
401700, 402700 SERIES	16.0HP	BR2-LM SLD	3841	.030"
404700 SERIES	12.5HP	BR2-LM SLD	3841	.030"
40A700 SERIES	16.5HP	BR2-LM SLD	3841	.030"
421700, 422700 SERIES	18.0HP	BR2-LM SLD	3841	.030"
42A700 SERIES	19.0HP	BR2-LM SLD	3841	.030"
42B700 SERIES	16.0HP	BR2-LM SLD	3841	.030"
42C700 SERIES	17.0HP	BR2-LM SLD	3841	.030"
42D700 SERIES	18.5HP	BR2-LM SLD	3841	.030"
460700 SERIES	20.0HP	BR2-LM SLD	3841	.030"
461700 SERIES	20.5HP	BR2-LM SLD	3841	.030"
47E700 SERIES	19.5HP	BR2-LM SLD	3841	.030"
PLATINUM SERIES 1-CYLINDER "L" HEAD VERTICAL				
110000 SERIES: 775 PLATINUM SERIES	175cc	BKR5ES	2460	.030"
120000 SERIES: 725EX PLATINUM SERIES	190cc	BR2-LM SLD	3841	.030"
POWERBUILT SERIES 1-CYLINDER OHV HORIZONTAL				
12000 SERIES: 825, 850, 875, 900 SERIES 208CC	208cc	BKR5ES	2460	.030"
15000 SERIES: 100, 1125 SERIES 250CC	250cc	BKR5ES	2460	.030"
20000 SERIES: 1350, 1450 SERIES 305CC	305cc	BKR5ES	2460	.030"
21000 SERIES: 1500, 1575 SERIES 342CC	342cc	BKR5ES	2460	.030"
POWERBUILT SERIES 1-CYLINDER OHV VERTICAL				
210000 SERIES: MODEL 21 344CC	10.5HP	BKR5ES	2460	.030"
210000 SERIES: MODEL 21 344CC	11.5HP	BKR5ES	2460	.030"
310000 SERIES: MODEL 31 500CC	13.5HP	BKR5ES	2460	.030"
310000 SERIES: MODEL 31 500CC	14.5HP	BKR5ES	2460	.030"
310000 SERIES: MODEL 31 500CC	15.5HP	BKR5ES	2460	.030"
310000 SERIES: MODEL 31 500CC	16.5HP	BKR5ES	2460	.030"
310000 SERIES: MODEL 31 500CC	17.5HP	BKR5ES	2460	.030"
PROFESSIONAL SERIES 1-CYLINDER OHV VERTICAL				
110000 SERIES: PROFESSIONAL SERIES 775	175cc	BKR5ES	2460	.020"
110000 SERIES: PROFESSIONAL SERIES 800	175cc	BKR5ES	2460	.020"
120000 SERIES: PROFESSIONAL SERIES 850	190cc	BKR5ES	2460	.020"
120000 SERIES: PROFESSIONAL SERIES 875	190cc	BKR5ES	2460	.020"

MAKE & MODEL	ENGINE	REGULAR PLUG	STK#	GAP
BRIGGS & STRATTON Cont'd				
140000 SERIES: PROFESSIONAL SERIES 950	223cc	BKR5ES	2460	.020"
310000 SERIES: MODEL 31 500CC	15.5HP	BKR5ES	2460	.030"
310000 SERIES: MODEL 31 500CC	16.5HP	BKR5ES	2460	.030"
310000 SERIES: MODEL 31 500CC	17.5HP	BKR5ES	2460	.030"
330000 SERIES: MODEL 33 540CC	18.5HP	BKR5ES	2460	.030"
330000 SERIES: MODEL 33 540CC	19.0HP	BKR5ES	2460	.030"
PROFESSIONAL SERIES V-TWIN OHV VERTICAL				
400000 SERIES: MODEL 40 656CC	18.0HP	BKR5ES	2460	.030"
400000 SERIES: MODEL 40 656CC	20.0HP	BKR5ES	2460	.030"
440000 SERIES: MODEL 44 724CC	22.0HP	BKR5ES	2460	.030"
440000 SERIES: MODEL 44 724CC	23.0HP	BKR5ES	2460	.030"
440000 SERIES: MODEL 44 724CC	24.0HP	BKR5ES	2460	.030"
440000 SERIES: MODEL 44 724CC	25.0HP	BKR5ES	2460	.030"
490000 SERIES: MODEL 49 810CC	26.0HP	BKR5ES	2460	.030"
490000 SERIES: MODEL 49 810CC	27.0HP	BKR5ES	2460	.030"
QUANTUM 1-CYLINDER "L" HEAD HORIZONTAL				
171400 SERIES	7.0HP	BR2-LM SLD	3841	.030"
172400 SERIES INDUSTRIAL PLUS	7.0HP	BR2-LM SLD	3841	.030"
176400 SERIES	7.0HP	BR2-LM SLD	3841	.030"
190400 SERIES	8.0HP	BR2-LM SLD	3841	.030"
192400 SERIES	8.0HP	BR2-LM SLD	3841	.030"
194400 SERIES	8.0HP	BR2-LM SLD	3841	.030"
195400 SERIES	8.0HP	BR2-LM SLD	3841	.030"
196400 SERIES INDUSTRIAL PLUS	8.0HP	BR2-LM SLD	3841	.030"
197400 SERIES	8.0HP	BR2-LM SLD	3841	.030"
19A400, 19B400 SERIES	9.0HP	BKR5ES	2460	.030"
19C400 SERIES INDUSTRIAL PLUS	9.0HP	BKR5ES	2460	.030"
19E400 SERIES	10.0HP	BKR5ES	2460	.030"
19F400 SERIES INDUSTRIAL PLUS	10.0HP	BKR5ES	2460	.030"
19G400 SERIES	10.0HP	BKR5ES	2460	.030"
221400 SERIES	10.0HP	BR2-LM SLD	3841	.030"
222400 SERIES	10.0HP	BR2-LM SLD	3841	.030"
226400 SERIES	10.0HP	BR2-LM SLD	3841	.030"
243400 SERIES	10.0HP	BR2-LM SLD	3841	.030"
250400 SERIES	11.0HP	BR2-LM SLD	3841	.030"
252400 SERIES	11.0HP	BR2-LM SLD	3841	.030"
254400 SERIES	11.0HP	BR2-LM SLD	3841	.030"
QUANTUM 1-CYLINDER "L" HEAD VERTICAL				
120600 SERIES	6.0HP	BR2-LM SLD	3841	.030"
121600 SERIES	6.0HP	BR2-LM SLD	3841	.030"
121700, 121800 SERIES	3.5HP	BR2-LM SLD	3841	.030"
122700 SERIES	4.0HP	BR2-LM SLD	3841	.030"
122800 SERIES	4.0HP	BR2-LM SLD	3841	.030"

Power Equipment Engines

Denotes Original Equipment
 ^ Available in Blister Pack (see page 6)

Note: Due to different operating or engine conditions an alternate heat range plug maybe required.

MAKE & MODEL	ENGINE	REGULAR PLUG	STK#	GAP
BRIGGS & STRATTON Cont'd				
124700 SERIES	5.0HP	BR2-LM SLD	3841	.030"
124800 SERIES	5.0HP	BR2-LM SLD	3841	.030"
125700 SERIES	5.0HP	BR2-LM SLD	3841	.030"
126700 SERIES	5.0HP	BR2-LM SLD	3841	.030"
126800 SERIES	5.0HP	BR2-LM SLD	3841	.030"
127700 SERIES	4.5HP	BR2-LM SLD	3841	.030"
127800 SERIES	4.5HP	BR2-LM SLD	3841	.030"
128700 SERIES	5.0HP	BR2-LM SLD	3841	.030"
128800 SERIES	5.5HP	BR2-LM SLD	3841	.030"
129700, 129800 SERIES	5.5HP	BR2-LM SLD	3841	.030"
12A800 SERIES	4.75HP	BR2-LM SLD	3841	.030"
12B700, 12B800 SERIES	5.25HP	BR2-LM SLD	3841	.030"
12C700, 12C800 SERIES	5.25HP	BR2-LM SLD	3841	.030"
12D800 SERIES	4.75HP	BR2-LM SLD	3841	.030"
12E700, 12E800 SERIES	4.0HP	BR2-LM SLD	3841	.030"
12F700, 12F800 SERIES	5.0HP	BR2-LM SLD	3841	.030"
12G700, 12G800 SERIES	6.0HP	BR2-LM SLD	3841	.030"
12K800 SERIES	4.0HP	BR2-LM SLD	3841	.030"
12M800 SERIES	5.5HP	BR2-LM SLD	3841	.030"
12P700, 12P800 SERIES	5.0HP	BR2-LM SLD	3841	.030"
12R700, 12R800 SERIES	5.5HP	BR2-LM SLD	3841	.030"
12S700, 12S800 SERIES	3.5HP	BR2-LM SLD	3841	.030"
12T700, 12T800 SERIES	4.0HP	BR2-LM SLD	3841	.030"
12V800 SERIES	6.0HP	BR2-LM SLD	3841	.030"
12W800 SERIES	6.0HP	BR2-LM SLD	3841	.030"
194700 SERIES	8.0HP	BR2-LM SLD	3841	.030"
195700 SERIES	8.0HP	BR2-LM SLD	3841	.030"
196700 SERIES	8.5HP	BR2-LM SLD	3841	.030"
282700, 283700, 284700 SERIES	12.0HP	BR2-LM SLD	3841	.030"
285700 SERIES	12.5HP	BR2-LM SLD	3841	.030"
286700 SERIES	12.5HP	BR2-LM SLD	3841	.030"
288700 SERIES	12.5HP	BR2-LM SLD	3841	.030"
289700 SERIES	12.5HP	BR2-LM SLD	3841	.030"
28A700 SERIES	10.0HP	BR2-LM SLD	3841	.030"
28B700 SERIES	10.5HP	BR2-LM SLD	3841	.030"
28C700 SERIES	11.0HP	BR2-LM SLD	3841	.030"
28D700 SERIES	11.5HP	BR2-LM SLD	3841	.030"
28M700 SERIES	13.0HP	BR2-LM SLD	3841	.030"
326430 SERIES	16.0HP	BR2-LM SLD	3841	.030"
625, 675, 725, SERIES (BUILT AFTER DATE CODE 110701XX)		BR2-LM SLD	3841	.020"
625, 675, 725 SERIES (BUILT BEFORE DATE CODE 110701XX)		BR2-LM SLD	3841	.030"
100000 SERIES: 650EXi, 675EXi, 725EXi, 675iS, QPT	163cc	BKR5ES	2460	.020"
VANGUARD 1-CYLINDER OHV HORIZONTAL				
115400 SERIES 205CC	5.5HP	BKR5ES	2460	.030"
117400 SERIES	6.0HP	BKR5ES	2460	.030"
130000 SERIES 205CC	6.5HP	BKR5ES	2460	.030"
138400 SERIES	7.5HP	BKR5ES	2460	.030"
161400 SERIES	9.0HP	BKR5ES	2460	.030"
185400 SERIES	9.0HP	BKR5ES	2460	.030"
190000 SERIES 305CC	8HP	BKR5ES	2460	.030"
190000 SERIES 305CC	10HP	BKR5ES	2460	.030"

MAKE & MODEL	ENGINE	REGULAR PLUG	STK#	GAP
BRIGGS & STRATTON Cont'd				
235400 SERIES	11.0HP	BKR5ES	2460	.030"
245400 SERIES	13.0HP	BKR5ES	2460	.030"
85400 SERIES	4.0HP	BKR5ES	2460	.030"
VANGUARD 1-CYLINDER OHV VERTICAL				
104700 SERIES	5.0HP	BKR5ES	2460	.030"
122670 SERIES	6.0HP	BKR5ES	2460	.030"
260700 SERIES	12.5HP	BKR5ES	2460	.030"
261700 SERIES	14.0HP	BKR5ES	2460	.030"
28P700 SERIES	13.5HP	BKR5ES	2460	.030"
28Q700 SERIES	16.0HP	BKR5ES	2460	.030"
28S700 SERIES	15.5HP	BKR5ES	2460	.030"
VANGUARD V-TWIN OHV HORIZONTAL				
290400 SERIES	12.5HP	BKR5ES	2460	.030"
294400 SERIES	14.0HP	BKR5ES	2460	.030"
303400 SERIES	16.0HP	BKR5ES	2460	.030"
350400 SERIES	18.0HP	BKR5ES	2460	.030"
351400 SERIES	20.0HP	BKR5ES	2460	.030"
381400 SERIES	21.0HP	BKR5ES	2460	.030"
380400 SERIES	23.0HP	BKR5ES	2460	.030"
VANGUARD V-TWIN OHV VERTICAL				
290700 SERIES	12.5HP	BKR5ES	2460	.030"
294700 SERIES	14.0HP	BKR5ES	2460	.030"
303700 SERIES	16.0HP	BKR5ES	2460	.030"
350700 SERIES	18.0HP	BKR5ES	2460	.030"
351700 SERIES	20.0HP	BKR5ES	2460	.030"
381700 SERIES	21.0HP	BKR5ES	2460	.030"
380400 SERIES	23.0HP	BKR5ES	2460	.030"
490000 SERIES 810CC	24HP	BKR5ES	2460	.030"
490000 SERIES 810CC	26HP	BKR5ES	2460	.030"
49E700 SERIES 810CC EFI	26HP	BKR5ES	2460	.030"
49E800 SERIES 810CC EFI	28HP	BKR5ES	2460	.030"
VANGUARD BIG BLOCK V-TWIN OHV HORIZONTAL				
540000 SERIES 896CC	27HP	BKR5ES	2460	.030"
540000 SERIES 896CC	29HP	BKR5ES	2460	.030"
540000 SERIES 896CC	31HP	BKR5ES	2460	.030"
610000 SERIES 993CC	33HP	BKR5ES	2460	.030"
610000 SERIES 993CC	35HP	BKR5ES	2460	.030"
61E100 SERIES 993CC EFI	35HP	BKR5ES	2460	.030"
61E100 SERIES 993CC EFI	37HP	BKR5ES	2460	.030"
VANGUARD BIG BLOCK V-TWIN OHV VERTICAL				
540000 SERIES 896CC	28HP	BKR5ES	2460	.030"
540000 SERIES 896CC	30HP	BKR5ES	2460	.030"
540000 SERIES 896CC	32HP	BKR5ES	2460	.030"
540000 SERIES 896CC EFI	33HP	BKR5ES	2460	.030"
610000 SERIES 993CC	36HP	BKR5ES	2460	.030"
61E100 SERIES 993CC EFI	35HP	BKR5ES	2460	.030"
61E100 SERIES 993CC EFI	37HP	BKR5ES	2460	.030"
CHAMPION POWER EQUIPMENT				
100118	196cc	BPR6ES SLD	4008	.030"
100220	196cc	BPR6ES SLD	4008	.030"
100221	389cc	BPR6ES SLD	4008	.030"

Denotes Original Equipment
 ^ Available in Blister Pack (see page 6)

Note: Due to different operating or engine conditions an alternate heat range plug maybe required.

MAKE & MODEL	ENGINE	REGULAR PLUG	STK#	GAP
CLINTON				
HORIZONTAL SHAFT				
418	18.6cc 4-STROKE	B-6L	3212	.025"
500	5.89cc 2-STROKE	B-2	3110	.025"
501	5.76cc 2-STROKE	B-2	3110	.025"
100, 190	7.2cc 4-STROKE	B-6L	3212	.025"
1200, A-1200	10.2cc 4-STROKE	B4-LM	3410	.025"
1600, A-1600, 1690	16.3cc 4-STROKE	B-6L	3212	.025"
200, A-200	4.5cc 2-STROKE	B-6L	3212	.025"
2100, A-2100, 2190	7.2cc 4-STROKE	B-6L	3212	.025"
2500, 2590, A-2500, B-2500, 2790	25.0cc 4-STROKE	B-6L	3212	.025"
3100, 3190	8.3cc 4-STROKE	B-6L	3212	.025"
400, 401, 402, 403, 411	7.2cc 4-STROKE	B-6L	3212	.025"
404, 405, 407, 408, 409	8.3cc 4-STROKE	B-6L	3212	.025"
410, 419, 429, 431	9.2cc 4-STROKE	B-6L	3212	.025"
4100, 4190	8.3cc 4-STROKE	B-6L	3212	.025"
412, 413	15.5cc 4-STROKE	B4-LM	3410	.025"
414, 416, 418, 419	16.3cc 4-STROKE	B-6L	3212	.025"
415, 417, 424, 426, 435, 437	8.3cc 4-STROKE	B-6L	3212	.025"
420, 422	25.0cc 4-STROKE	B-6L	3212	.025"
492, 494	8.3cc 4-STROKE	B4-LM	3410	.025"
497, 498, 499	10.2cc 4-STROKE	B4-LM	3410	.025"
502, 503	5.76cc 2-STROKE	XR5	3332	.025"
A-300	4.72cc 4-STROKE	B4-LM	3410	.025"
A-400	5.76cc 2-STROKE	B-2	3110	.025"
C-700	5.89cc 4-STROKE	B4-LM	3410	.025"
D-700	6.65cc 4-STROKE	B4-LM	3410	.025"
E-65	5.76cc 2-STROKE	B4-LM	3410	.025"
VERTICAL SHAFT				
AV-200, AVS-200	4.5cc 2-STROKE	B-6L	3212	.025"
AV-3100, AVS-3100, V-3100, VS-3100	8.3cc 4-STROKE	B-6L	3212	.025"
AVS-2100, VS-2100	7.2cc 4-STROKE	B-6L	3212	.025"
AVS-400, BVS-400, CVS-400	5.76cc 2-STROKE	B-6L	3212	.025"
AVS-4100, VS-4100	8.3cc 4-STROKE	B-6L	3212	.025"
V-100, VS-100	7.2cc 4-STROKE	B4-LM	3410	.025"
V-1100	9.2cc 4-STROKE	B4-LM	3410	.025"
V-1200, V-1290, VS-1200	10.2cc 4-STROKE	B4-LM	3410	.025"
VS-1100	9.5cc 4-STROKE	B6S	3510	.025"
VS-200	4.5cc 2-STROKE	B-2	3110	.025"
VS-300	4.72cc 4-STROKE	B4-LM	3410	.025"
VS-400	5.76cc 2-STROKE	B-2	3110	.025"
VS-900, VS-1000	8.3cc 4-STROKE	B4-LM	3410	.025"
EAGER 1				
	4.5HP	BR2-LM SLD	3841	.025"
HONDA				
G100	2.2HP	BMR4A SLD #	4004	.028"
G100K1	2.2HP	BMR4A SLD #	4004	.028"
G100K2	2.2HP	BPMR4A SLD #	5113	.028"
G150 (W/CDI)	3.5HP	BPR4HS-10 #	5024	.040"
G150 (W/MAG)	3.5HP	BR4HS #	3322	.028"
G200 (W/MAG)	5.0HP	BR4HS #	3322	.028"
G25, G28	2.5HP	C6HSA #	3228	.028"
G30	3.5HP	BR6HS # ^	3922	.028"
G300 (W/CDI)	8.0HP	BPR4HS-10 #	5024	.040"

MAKE & MODEL	ENGINE	REGULAR PLUG	STK#	GAP
HONDA Cont'd				
G300 (W/MAG)	8.0HP	BR4HS #	3322	.028"
G35	3.5HP	BR6HS # ^	3922	.028"
G40	4.0HP	BR6HS # ^	3922	.028"
G400 (W/CDI)	10.0HP	BPR4HS-10 #	5024	.040"
G400 (W/MAG)	10.0HP	BR4HS #	3322	.028"
G41	4.0HP	BR6HS # ^	3922	.028"
G42	4.0HP	BR6HS # ^	3922	.028"
G65	6.5HP	B6HS #	7534	.024"
G65K2 (FROM 3040276)	6.5HP	B6HS #	7534	.024"
G65K2 (TO 3040275)	6.5HP	BR6HS # ^	3922	.028"
G80 (FROM 1016154)	6.5HP	BR6HS # ^	3922	.028"
G80 (TO 1016153)	6.5HP	B6HS #	7534	.024"
GC135	4.5HP	BPR6ES SLD #	4008	.032"
GC160	4.6HP	BPR6ES SLD #	4008	.032"
GCV160	5.5HP	BPR6ES SLD #	4008	.032"
GC160A	5.5HP	BPR6ES SLD #	4008	.032"
GC190	5.2HP	BPR6ES SLD #	4008	.032"
GC190	6.0HP	BPR6ES SLD #	4008	.032"
GC190A	6.0HP	BPR6ES SLD #	4008	.032"
GCV135	4.5HP	BPR6ES SLD #	4008	.032"
GCV135A	4.5HP	BPR6ES SLD #	4008	.032"
GCV160 (ALL OTHER APPLICATIONS)	4.4HP	BPR5ES SLD #	4006	.032"
GCV160 (PRESSURE WASHER APPLICATIONS)	4.4HP	BPR6ES SLD #	4008	.032"
GCV160	5.5HP	BPR6ES SLD #	4008	.032"
GCV160A	5.5HP	BPR6ES SLD #	4008	.032"
GCV160E	5.5HP	BPR6ES SLD #	4008	.032"
GCV190 (ALL OTHER APPLICATIONS)	5.1HP	BPR5ES SLD #	4006	.032"
GCV190 (PRESSURE WASHER APPLICATIONS)	5.1HP	BPR6ES SLD #	4008	.032"
GCV190	6.5HP	BPR6ES SLD #	4008	.032"
GCV190A	6.5HP	BPR6ES SLD #	4008	.032"
GCV520U	14.0HP	BPR6ES SLD #	4008	.032"
GCV530	16.0HP	BPR5ES SLD #	4006	.032"
GCV530U	16.0HP	BPR5ES SLD #	4006	.032"
GS190	5.2HP	BPR6ES SLD #	4008	.032"
GS190A		BPR6ES SLD #	4008	.032"
GS65	6.5HP	BR6HS # ^	3922	.028"
GSV190 (ALL OTHER APPLICATIONS)	5.1HP	BPR5ES SLD #	4006	.032"
GSV190 (PRESSURE WASHER APPLICATIONS)	5.1HP	BPR6ES SLD #	4008	.032"
GSV190A		BPR6ES SLD #	4008	.032"
GSV190LA	5.1HP	BPR5ES SLD #	4006	.032"
GV100	2.2HP	BMR4A SLD #	4004	.028"
GV150 (FROM 2029059)	3.5HP	BPM6A #	7021	.028"
GV150 (TO 2029058)	3.5HP	BR4HS #	3322	.028"
GV150 (W/CDI)	3.5HP	BPM6A-10 #	6026	.040"
GV200	4.0HP	BMR6A SLD #	4002	.028"
GV200 (W/CDI)	4.0HP	BPMR6A-10 #	1029	.040"
GV35	3.5HP	BR6HS # ^	3922	.028"
GV400 (W/CDI)	11.0HP	BPM6A-10 #	6026	.040"
GV400, GV400K1	11.0HP	BMR6A SLD #	4002	.028"
GV400K1 (W/CDI)	11.0HP	BPMR6A-10 #	1029	.040"

Power Equipment Engines

Denotes Original Equipment
 ^ Available in Blister Pack (see page 6)

Note: Due to different operating or engine conditions an alternate heat range plug maybe required.

MAKE & MODEL	ENGINE	REGULAR PLUG	STK#	GAP
HONDA Cont'd				
GV400K1 LP	11.0HP	BPM6A #	7021	.028"
GVX630	20.8HP	ZFR5F #	7558	.032"
GVX660	21.5HP	ZFR5F #	7558	.032"
GX100	3.0HP	BPR6ES SLD #	4008	.032"
GX100U	2.8HP	CR5HSB # ^	6535	.028"
GX100U	3.0HP	CR5HSB # ^	6535	.028"
GX110	3.5HP	BPR6ES SLD #	4008	.032"
GX120 (NON-RAMMER)	3.5HP	BPR6ES SLD #	4008	.032"
GX120 (RAMMER)	3.5HP	BPR4ES SLD # ^	6578	.032"
GX120	4.0HP	BPR6ES SLD #	4008	.032"
GX120K1 (EX. AR)	4.0HP	BPR6ES SLD #	4008	.032"
GX120K1 AR (FROM 3235090)	4.0HP	BPR4ES SLD # ^	6578	.032"
GX120K1 AR (TO 3235089)	4.0HP	BP4ES #	6928	.028"
GX120T1	4.0HP	BPR5ES SLD #	4006	.032"
GX120U1	4.0HP	BPR5ES SLD #	4006	.032"
GX120UT1	3.5HP	BPR6ES SLD #	4008	.032"
GX140	5.0HP	BPR6ES SLD #	4008	.032"
GX160 (NON-RAMMER)	4.8HP	BPR6ES SLD #	4008	.032"
GX160 (RAMMER)	4.8HP	BPR4ES SLD # ^	6578	.032"
GX160, GX160K1	5.5HP	BPR6ES SLD #	4008	.032"
GX160H1	5.5HP	BPR6ES SLD #	4008	.032"
GX160K1 (AR)	5.5HP	BP4ES #	6928	.028"
GX160T1	5.5HP	BPR5ES SLD #	4006	.032"
GX160U1	5.5HP	BPR6ES SLD #	4008	.032"
GX160UT1	5.5HP	BPR6ES SLD #	4008	.032"
GX200	5.5HP	BPR6ES SLD #	4008	.032"
GX200	6.5HP	BPR6ES SLD #	4008	.032"
GX200U	6.5HP	BPR6ES SLD #	4008	.032"
GX200UT	6.5HP	BPR6ES SLD #	4008	.032"
GX22	1.0HP	CR5HSB # ^	6535	.028"
GX240	8.0HP	BPR6ES SLD #	4008	.032"
GX240K1 (EDS2, EDT2)	8.0HP	BPR5ES SLD #	4006	.032"
GX240K1 (EX.EDS2, EDT2)	8.0HP	BPR6ES SLD #	4008	.032"
GX240U1	8.0HP	BPR6ES SLD #	4008	.032"
GX25, GX25N, GX25NT, GX25T	1.1HP	CMR5H # ^	7599	.028"
GX270	9.0HP	BPR6ES SLD #	4008	.032"
GX270 (GAS/LP)	8.5HP	BPR6ES SLD #	4008	.032"
GX270 LP	13.0HP	BPR6ES SLD #	4008	.032"
GX270T		BPR6ES SLD #	4008	.032"
GX270U, GX270UT	9.0HP	BPR6ES SLD #	4008	.032"
GX31	1.5HP	CR5HSB # ^	6535	.028"
GX340 (GC05-1000001 THROUGH 2143682)	10.7HP	BPR6ES-11 #	7133	.044"
GX340 (GC05-2143683 THROUGH 9999999)	10.7HP	BPR6ES SLD #	4008	.032"
GX340 (GCAMK-1000001 THROUGH 9999999)	10.7HP	BPR6ES SLD #	4008	.032"
GX340 (GCAVT-1000001 THROUGH 9999999)	10.7HP	BPR6ES SLD #	4008	.032"
GX340 (GCBET-1000001 THROUGH 9999999)	10.7HP	BPR6ES SLD #	4008	.032"
GX340 (GCBKK-1000001 THROUGH 9999999)	10.7HP	BPR6ES SLD #	4008	.032"
GX340	11.0HP	BPR6ES-11 #	7133	.044"

MAKE & MODEL	ENGINE	REGULAR PLUG	STK#	GAP
HONDA Cont'd				
GX340K1 (EDS2, EDT, EDT2)	11.0HP	BPR5ES SLD #	4006	.032"
GX340K1 (EDS2, EDT, EDT2, VC2)	11.0HP	BPR5ES SLD #	4006	.032"
GX340K1 (EX.EDS2, EDT, EDT2)	11.0HP	BPR6ES SLD #	4008	.032"
GX340K1 (EX.EDS2, EDT, EDT2, VC2)	11.0HP	BPR6ES SLD #	4008	.032"
GX340U1	11.0HP	BPR6ES SLD #	4008	.032"
GX35	1.3HP	CMR5H # ^	7599	.028"
GX35	1.6HP	CMR5H # ^	7599	.028"
GX35NT	1.5HP	CMR5H # ^	7599	.028"
GX360	13.0HP	BPR6HS-10 #	2633	.040"
GX360K1 (DD, DD2, ED, SD)	13.0HP	BPR4HS #	7823	.028"
GX360K1 (ES23, EX23)	13.0HP	BPR6HS #	7022	.028"
GX390 (GAS/LP)	11.7HP	BPR6ES SLD #	4008	.032"
GX390	13.0HP	BPR6ES SLD #	4008	.032"
GX390K1 (EDD2/EDS2)	13.0HP	BPR5ES SLD #	4006	.032"
GX390K1 (EX.EDD2/EDS2)	13.0HP	BPR6ES SLD #	4008	.032"
GX390K1 LP	13.0HP	BPR6ES SLD #	4008	.032"
GX390T1	13.0HP	BPR5ES SLD #	4006	.032"
GX390U1	13.0HP	BPR6ES SLD #	4008	.032"
GX390UT1	13.0HP	BPR6ES SLD #	4008	.032"
GX440U	15.0HP	BKR7E-E	4776	.032"
GX50	2.5HP	CR5HSB # ^	6535	.028"
GX610	18.0HP	BPR6ES SLD #	4008	.032"
GX610 (V-TWIN)	18.0HP	BPR6ES SLD #	4008	.032"
GX610K1	18.0HP	ZGR5A #	5077	.028"
GX610U1	20.0HP	ZGR5A #	5077	.028"
GX620	20.0HP	BPR6ES SLD #	4008	.032"
GX620 (V-TWIN)	20.0HP	BPR6ES SLD #	4008	.032"
GX620K1	20.0HP	ZGR5A #	5077	.028"
GX620U1	20.0HP	ZGR5A #	5077	.028"
GX630	20.3HP	ZFR5F #	7558	.030"
GX630	20.8HP	ZFR5F #	7558	.032"
GX640 (V-TWIN)	20.0HP	BPR5ES-11 #	7634	.044"
GX660	21.0HP	ZFR5F #	7558	.030"
GX660	21.5HP	ZFR5F #	7558	.032"
GX670 (FROM 2000)	24.0HP	ZGR5A #	5077	.028"
GX670 (TO 1999)	24.0HP	BPR6ES SLD #	4008	.032"
GX670U1	24.0HP	ZGR5A #	5077	.028"
GX690	22.1HP	ZFR5F #	7558	.032"
GX690	22.3HP	ZFR5F #	7558	.030"
GXH50	2.1HP	CR5HSB # ^	6535	.028"
GXH50	2.5HP	CR5HSB # ^	6535	.028"
GXH50U	2.5HP	CR5HSB # ^	6535	.028"
GXR120	3.6HP	CR5HSB # ^	6535	.028"
GXV110	3.5HP	BR4HS #	3322	.028"
GXV120	4.0HP	BPR5ES SLD #	4006	.032"
GXV140	5.0HP	BPR5ES SLD #	4006	.032"
GXV160, GXV160A, GXV160K1	5.5HP	BPR5ES SLD #	4006	.032"
GXV160U	5.5HP	BPR5ES SLD #	4006	.032"
GXV160UH2	4.3HP	BPR5ES SLD #	4006	.032"
GXV270	9.0HP	BPR5ES SLD #	4006	.032"
GXV270 LP	9.0HP	BPR5ES SLD #	4006	.032"

Denotes Original Equipment

^ Available in Blister Pack (see page 6)

Note: Due to different operating or engine conditions an alternate heat range plug maybe required.

MAKE & MODEL	ENGINE	REGULAR PLUG	STK#	GAP
HONDA Cont'd				
GXV340 (GAS/LP)	8.9HP	BPR5ES SLD #	4006	.032"
GXV340, K1, K2	11.0HP	BPR5ES SLD #	4006	.032"
GXV340, K1, K2 LP	11.0HP	BPR5ES SLD #	4006	.032"
GXV340A1	11.0HP	BPR5ES SLD #	4006	.032"
GXV340T2	11.0HP	BPR5ES SLD #	4006	.032"
GXV340U, GXV340UT2	11.0HP	BPR5ES SLD #	4006	.032"
GXV390	10.2HP	BPR5ES SLD #	4006	.032"
GXV390, GXV390K1	13.0HP	BPR5ES SLD #	4006	.032"
GXV390A1	13.0HP	BPR5ES SLD #	4006	.032"
GXV390K1 LP	13.0HP	BPR5ES SLD #	4006	.032"
GXV390T1, GXV390U	13.0HP	BPR5ES SLD #	4006	.032"
GXV390UA1	13.0HP	BPR5ES SLD #	4006	.032"
GXV50	2.1HP	CR5HSB # ^	6535	.028"
GXV50	2.5HP	CR5HSB # ^	6535	.028"
GXV50U	2.5HP	CR5HSB # ^	6535	.028"
GXV520U	16.0HP	BPR5ES SLD #	4006	.032"
GXV530	16.0HP	BPR5ES SLD #	4006	.032"
GXV57U	2.1HP	CR5HSB # ^	6535	.028"
GXV610 (V-TWIN)	18.0HP	BPR5ES SLD #	4006	.032"
GXV610 LP (V-TWIN)	18.0HP	BPR5ES SLD #	4006	.032"
GXV610K1 (V-TWIN)	18.0HP	ZGR5A #	5077	.028"
GXV610U	18.0HP	ZGR5A #	5077	.028"
GXV620 (V-TWIN)	20.0HP	BPR6ES SLD #	4008	.032"
GXV620 LP (V-TWIN)	20.0HP	BPR6ES SLD #	4008	.032"
GXV620K1 (V-TWIN)	20.0HP	ZGR5A #	5077	.028"
GXV620U	20.0HP	ZGR5A #	5077	.028"
GXV630	20.8HP	ZFR5F #	7558	.032"
GXV660	21.5HP	ZFR5F #	7558	.032"
GXV670 (2000)	24.0HP	ZGR5A #	5077	.028"
GXV670U	24.0HP	ZGR5A #	5077	.028"
GXV690	22.1HP	ZFR5F #	7558	.032"
IGX340	10.7HP	BPR6ES SLD #	4008	.032"
IGX390	11.7HP	BPR6ES SLD #	4008	.032"
KAWASAKI				
FA130D	3.1HP	BMR6A SLD #	4002	.028"
FA210D	5.2HP	BMR6A SLD #	4002	.028"
FA210V	6.0HP	BMR6A SLD #	4002	.028"
FA76D (FROM 1983)	1.7HP	BM4A SLD #	4000	.028"
FA76D (TO 1982)	1.7HP	BM6A SLD #	6021	.024"
FB460V	12.5HP	BMR4A SLD #	4004	.028"
FC150V	5.0HP	BPR5ES SLD #	4006	.032"
FC180V	6.0HP	BPR5ES SLD #	4006	.032"
FC290V	9.0HP	BPR5ES SLD #	4006	.032"
FC401V	13.0HP	BPR5ES SLD #	4006	.032"
FC420V	14.0HP	BPR5ES SLD #	4006	.032"
FC540V	17.0HP	BPR5ES SLD #	4006	.032"
FD440V	14.5HP	BMR6A SLD #	4002	.028"
FD501D	16.0HP	BMR6A SLD #	4002	.028"
FD501V (1999-2001)	16.0HP	BPR4ES SLD # ^	6578	.032"
FD501V (FROM 2002)	16.0HP OHV	BMR6A SLD #	4002	.028"
FD501V (TO 1998)	16.0HP	BMR6A SLD #	4002	.028"
FD590V	18.0HP OHV	BMR6A SLD #	4002	.028"
FD601V	17.5HP OHV	BPR2ES SLD #	2015	.032"
FD611V	20.0HP OHV	BMR6A SLD #	4002	.028"
FD620D	20.0HP	BMR2A-10 #	4452	.040"

MAKE & MODEL	ENGINE	REGULAR PLUG	STK#	GAP
KAWASAKI Cont'd				
FD620D(ES03 REVISIONS ONLY)	20.0HP	BPR4ES SLD # ^	6578	.032"
FD620V	20.0HP	BMR4A SLD #	4004	.028"
FD641V	22.5HP OHV	BPR2ES SLD #	2015	.032"
FD661D	22.0HP	BMR4A SLD #	4004	.028"
FD661V	22.0HP	BMR6A SLD #	4002	.028"
FD671D	22.0HP OHV	BPR2ES SLD #	2015	.032"
FD671D	23.0HP OHV	BPR2ES SLD #	2015	.032"
FD680V	24.5HP OHV	BPR4ES SLD # ^	6578	.032"
FD711D	25.0HP OHV	BPR2ES SLD #	2015	.032"
FD711V	24.5HP OHV	BPR2ES SLD #	2015	.032"
FD731V	26.0HP OHV	BPR4ES SLD # ^	6578	.032"
FD731V	26.0HP OHV	BPR4ES SLD # ^	6578	.032"
FD750D	25.0HP OHV	BPR2ES SLD #	2015	.032"
FD750D	27.0HP GAS	BPR2ES SLD #	2015	.032"
FD750D	27.0HP LPG	---	---	.044"
FD791D	29.0HP OHV	BPR4ES SLD # ^	6578	.032"
FD791D-DFI	26.0HP OHV	BPR4ES SLD # ^	6578	.032"
FD851D-DFI	31.0HP OHV	BPR4ES SLD # ^	6578	.032"
FE120D	4.0HP	BPR5ES SLD #	4006	.032"
FE170D	5.5HP	BPR5ES SLD #	4006	.032"
FE250D	8.0HP	BPR5ES SLD #	4006	.032"
FE290D	9.5HP	BPR5ES SLD #	4006	.032"
FE350D	11.5HP	BPR5ES SLD #	4006	.032"
FE400D	13.0HP	BPR5ES SLD #	4006	.032"
FG150	3.6HP	BP4HS #	3611	.028"
FG200	5.0HP	BP4HS #	3611	.028"
FG270	6.0HP	BP4HS #	3611	.028"
FG300	7.5HP	BP4HS #	3611	.028"
FH381V	13.0HP OHV	BPMR6A # ^	6726	.028"
FH411V	11.9HP	BPMR6A # ^	6726	.028"
FH430V	15.0HP OHV	BPMR6A # ^	6726	.028"
FH451V	15.0HP	BPMR6A # ^	6726	.028"
FH480V	13.6HP	BPMR6A # ^	6726	.028"
FH491V	17.0HP	BPMR6A # ^	6726	.028"
FH500V	17.0HP	BPMR6A # ^	6726	.025"
FH531V	18.0HP OHV	BPMR6A # ^	6726	.028"
FH541V	17.0HP OHV	BPMR6A # ^	6726	.025"
FH580V	19.0HP OHV	BPMR6A # ^	6726	.028"
FH601D	19.0HP	BPR4ES SLD # ^	6578	.032"
FH601D	675cc	BPR4ES SLD # ^	6578	.032"
FH601V	19.0HP	BPR4ES SLD # ^	6578	.032"
FH641D	21.0HP OHV	BPR4ES SLD # ^	6578	.032"
FH641D	675cc	BPR4ES SLD # ^	6578	.032"
FH641V	21.0HP OHV	BPR4ES SLD # ^	6578	.032"
FH680D	23.0HP OHV	BPR4ES SLD # ^	6578	.032"
FH680D	675cc	BPR4ES SLD # ^	6578	.032"
FH680V	23.0HP OHV	BPR4ES SLD # ^	6578	.032"
FH721D	25.0HP OHV	BPR4ES SLD # ^	6578	.032"
FH721D	675cc	BPR4ES SLD # ^	6578	.032"
FH721V	25.0HP OHV	BPR4ES SLD # ^	6578	.032"
FH741D	22.5HP	BPR5ES SLD #	4006	.032"
FH741V	25.0HP OHV	BCPR6ES #	2330	.028"
FH770D	27.0HP	BPR5ES SLD #	4006	.032"
FH770D KAI	764cc	BPR4ES SLD # ^	6578	.032"
FJ100D	3.0HP	BR6HS # ^	3922	.028"

Power Equipment Engines

Denotes Original Equipment
 ^ Available in Blister Pack (see page 6)

Note: Due to different operating or engine conditions an alternate heat range plug maybe required.

MAKE & MODEL	ENGINE	REGULAR PLUG	STK#	GAP
KAWASAKI Cont'd				
FJ180V	179cc	BPR5ES SLD #	4006	.032"
FJ180V KAI	179cc	BPR5ES SLD #	4006	.032"
FJ400D	13.0HP	BPR5ES SLD #	4006	.032"
FR541V	15.0HP OHV	BPR4ES SLD # ^	6578	.032"
FR600V	18.0HP OHV	BPR4ES SLD # ^	6578	.032"
FR651V	21.5HP OHV	BPR4ES SLD # ^	6578	.032"
FR691V	23.0HP OHV	BPR4ES SLD # ^	6578	.032"
FR730V	24.0HP OHV	BPR4ES SLD # ^	6578	.032"
FS481V	14.5HP OHV	BPR4ES SLD # ^	6578	.032"
FS541V	15.0HP OHV	BPR4ES SLD # ^	6578	.032"
FS600V	18.5HP OHV	BPR4ES SLD # ^	6578	.032"
FS651V	22.0HP OHV	BPR4ES SLD # ^	6578	.032"
FS691V	23.0HP OHV	BPR4ES SLD # ^	6578	.032"
FS730V	24.0HP OHV	BPR4ES SLD # ^	6578	.032"
FS730V-EFI	25.5HP	BPR4ES SLD # ^	6578	.032"
FX1000V	35.0HP OHV	BPR5ES SLD #	4006	.032"
FX1000V-DFI	37.0HP OHV	BPR5ES SLD #	4006	.032"
FX481V	15.5HP OHV	BPR4ES SLD # ^	6578	.032"
FX541V	16.5HP OHV	BPR4ES SLD # ^	6578	.032"
FX600V	19.0HP OHV	BPR4ES SLD # ^	6578	.032"
FX651V	20.5HP OHV	BPR4ES SLD # ^	6578	.032"
FX691V	22.0HP OHV	BPR4ES SLD # ^	6578	.032"
FX730V	23.5HP OHV	BPR4ES SLD # ^	6578	.032"
FX730V-EFI	25.5HP	BPR4ES SLD # ^	6578	.032"
FX751V	24.5HP OHV	BPR4ES SLD # ^	6578	.032"
FX801V	25.5HP OHV	BPR4ES SLD # ^	6578	.032"
FX850V	27.0HP OHV	BPR4ES SLD # ^	6578	.032"
FX850V LP	27.0HP OHV	BPR8ES-6 #	93427	.024"
FX921V	31.0HP OHV	BPR5ES SLD #	4006	.032"
FX921V - DFI	35.0HP OHV	BPR5ES SLD #	4006	.032"
KF100	10.0HP	B5HS #	4210	.024"
KF150	14.0HP	B5HS #	4210	.024"
KF200	20.0HP	B5HS #	4210	.024"
KF24	2.4HP	B6HS #	7534	.024"
KF34	3.4HP	B6S #	3510	.024"
KF52	5.0HP	B6HS #	7534	.024"
KF53, KF53A	5.0HP	B6HS #	7534	.024"
KF64	6.5HP	B-4 #	3210	.024"
KF68	7.0HP	B6S #	3510	.024"
KF81	8.1HP	B6S #	3510	.024"
KF82	8.2 H.P	B5HS #	4210	.024"
KT10	1.0HP	BM7A # ^	6521	.024"
KT12	1.2HP	BM6A SLD #	6021	.024"
KT12AD, KT12J, KT12K	1.2HP	BM7A # ^	6521	.024"
KT15	1.3HP	BM6A SLD #	6021	.024"
KT15D	1.3HP	BM7A # ^	6521	.024"
KT15J	1.3HP	B6S #	3510	.024"
KT15M	1.3HP	B7S #	3710	.028"
KT17	1.5HP	BM7A # ^	6521	.024"
KT17J	1.5HP	BM7A # ^	6521	.024"
KT18	1.8HP	BM6A SLD #	6021	.024"
KT18J, KT18M	1.8HP	B6S #	3510	.024"
KT28	2.8HP	BM6A SLD #	6021	.024"
KT28G, KT28M, KT28N	2.8HP	B6S #	3510	.024"
KT30	2.1HP	B6S #	3510	.024"
KT30G, KT30J	2.1HP	B6S #	3510	.024"

MAKE & MODEL	ENGINE	REGULAR PLUG	STK#	GAP
KAWASAKI Cont'd				
KT30M, KT30N	2.1HP	B6S #	3510	.024"
KT43	4.0HP	B6HS #	7534	.024"
TA33	1.2HP	BM7A # ^	6521	.024"
TA36	2.3HP	B6S #	3510	.024"
TA51	3.1HP	B6S #	3510	.024"
TEX45	40.2cc	BPMR6A # ^	6726	.028"
TEX54	48.6cc	BPMR7A SLD #	6703	.028"
TF22	22.6cc	BMR4A SLD #	4004	.028"
TG28	28.1cc	BMR6A SLD #	4002	.028"
TH23	22.5cc	BPMR6A # ^	6726	.028"
TH26	25.4cc	BPMR6A # ^	6726	.028"
KIORITZ				
	13.8cc	BM6A SLD	6021	.030"
	20.1cc	BM6A SLD	6021	.030"
	21.2cc	BM6A SLD	6021	.030"
	30.8cc	BM6A SLD	6021	.030"
	35.2cc	BM6A SLD	6021	.030"
	39.7cc	BM6A SLD	6021	.030"
	44.3cc	BM6A SLD	6021	.030"
	49.9cc	BPM6A #	7021	.028"
	78.6cc	BPM6A #	7021	.028"
KOHLER				
2000 SERIES				
RH255	5.5HP OHV	BKR5ES	2460	.030"
RH265	6.5HP OHV	BKR5ES	2460	.030"
3000 SERIES				
SH255	5.5HP OHV	BKR5ES	2460	.030"
SH265	6.5HP OHV	BKR5ES	2460	.030"
6600 SERIES				
KT610	19.0HP OHV	BKR5ES	2460	.030"
KT620	21.0HP OHV	BKR5ES	2460	.030"
7000 SERIES				
KT715	20.0HP OHV	BKR5ES	2460	.030"
KT725	22.0HP OHV	BKR5ES	2460	.030"
KT730	23.0HP OHV	BKR5ES	2460	.030"
KT735	24.0HP OHV	BKR5ES	2460	.030"
KT740	25.0HP OHV	BKR5ES	2460	.030"
KT745	26.0HP OHV	BKR5ES	2460	.030"
AEGIS SERIES				
LH630	22.0HP	BKR5ES	2460	.030"
LH640	24.0HP	BKR5ES	2460	.030"
LH685	25.0HP	BKR5ES	2460	.030"
LH690	26.0HP	BKR5ES	2460	.030"
LH755	28.0HP	BKR5ES	2460	.030"
LH775	31.0HP	BKR5ES	2460	.030"
LV625	20.0HP	BKR5ES	2460	.030"
LV675	23.0HP	BKR5ES	2460	.030"
LV680	24.0HP	BKR5ES	2460	.030"
2-CYL COMMAND OHV HORIZONTAL				
CH11	11.0HP	BKR5E-11	6953	.040"
CH12.5	12.5HP	BKR5E-11	6953	.040"
CH13	13.0HP	BKR5E-11	6953	.040"
CH14	14.0HP	BKR5E-11	6953	.040"
CH15	15.0HP	BKR5E-11	6953	.040"
CH18	18.0HP	BKR5ES	2460	.030"
CH20	20.0HP	BKR5ES	2460	.030"

Denotes Original Equipment
 ^ Available in Blister Pack (see page 6)

Note: Due to different operating or engine conditions an alternate heat range plug maybe required.

MAKE & MODEL	ENGINE	REGULAR PLUG	STK#	GAP
KOHLER Cont'd				
CH22	22.0HP	BKR5ES	2460	.030"
CH23	23.0HP	BKR5ES	2460	.030"
CH25	25.0HP	BKR5ES	2460	.030"
CH26	26.0HP	BKR5ES	2460	.030"
CH27	27.0HP	BKR5ES	2460	.030"
CH5	5.0HP	BKR5E-11	6953	.040"
CH6	6.0HP	BKR5E-11	6953	.040"
CH730	25.0HP	BKR5ES	2460	.030"
CH740	27.0HP	BKR5ES	2460	.030"
CH745	28.0HP	BKR5ES	2460	.030"
CH750	30.0HP	BKR5ES	2460	.030"
CH940	34.0HP	BKR5ES	2460	.030"
CH960	36.0HP	BKR5ES	2460	.030"
CH980	38.0HP	BKR5ES	2460	.030"
2-CYL COMMAND OHV VERTICAL				
CV1000	40.0HP	BKR5ES	2460	.030"
CV11	11.0HP	BKR5E-11	6953	.040"
CV12.5	12.5HP	BKR5E-11	6953	.040"
CV13	13.0HP	BKR5E-11	6953	.040"
CV14	14.0HP	BKR5E-11	6953	.040"
CV15	15.0HP	BKR5E-11	6953	.040"
CV17	17.0HP	BKR5ES	2460	.030"
CV18	18.0HP	BKR5ES	2460	.030"
CV20	20.0HP	BKR5ES	2460	.030"
CV22	22.0HP	BKR5ES	2460	.030"
CV23	23.0HP	BKR5ES	2460	.030"
CV25	25.0HP	BKR5ES	2460	.030"
CV26	26.0HP	BKR5ES	2460	.030"
CV460	16.0HP	BKR5ES	2460	.030"
CV490	17.0HP	BKR5ES	2460	.030"
CV492	18.0HP	BKR5ES	2460	.030"
CV493	17.0HP	BKR5ES	2460	.030"
CV730	25.0HP	BKR5ES	2460	.030"
CV740	27.0HP	BKR5ES	2460	.030"
CV745	28.0HP	BKR5ES	2460	.030"
CV750	30.0HP	BKR5ES	2460	.030"
CV940	34.0HP	BKR5ES	2460	.030"
CV960	36.0HP	BKR5ES	2460	.030"
CV980	38.0HP	BKR5ES	2460	.030"
COMMAND PRO CS SERIES HORIZONTAL SHAFT				
CS10	10.0HP	BPR4ES SLD ^	6578	.030"
CS12	12.0HP	BPR4ES SLD ^	6578	.030"
CS12.75 HYDRO	12.75HP	BPR4ES SLD # ^	6578	.032"
CS13 HYDRO	13.0HP	BPR4ES SLD ^	6578	.030"
CS4	4.0HP	BPR4ES SLD ^	6578	.030"
CS6	6.0HP	BPR4ES SLD ^	6578	.030"
CS8.5	8.5HP	BPR4ES SLD ^	6578	.030"
2-CYL COMMAND PRO EFI HORIZONTAL				
ECH440	14.0HP OHV	BKR5ES	2460	.030"
ECH630	19.0HP OHV	BKR5ES	2460	.030"
ECH650	21.0HP OHV	BKR5ES	2460	.030"
ECH680	23.0HP OHV	BKR5ES	2460	.030"
ECH730	23.0HP OHV	BKR5ES	2460	.030"
ECH740	25.0HP OHV	BKR5ES	2460	.030"
ECH749	26.5HP OHV	BKR5ES	2460	.030"
ECH940	35.0HP OHV	BKR6ES	6364	.030"

MAKE & MODEL	ENGINE	REGULAR PLUG	STK#	GAP
KOHLER Cont'd				
ECH980	38.0HP OHV	BKR6ES	6364	.030"
COMMAND PRO EFI LP HORIZONTAL				
PCH680	23.0HP OHV	BKR5ES	2460	.030"
PCH740	25.0HP OHV	BKR5ES	2460	.030"
COMMAND PRO EFI LP VERTICAL				
PCV680	22.0HP OHV	BKR5ES	2460	.030"
PCV740	24.0HP OHV	BKR5ES	2460	.030"
PCV850	27.0HP OHV	BKR6ES	6364	.030"
PCV860	29.0HP OHV	BKR6ES	6364	.030"
COMMAND PRO EFI VERTICAL TWIN				
ECV630	19.0HP OHV	BKR5ES	2460	.030"
ECV650	21.0HP OHV	BKR5ES	2460	.030"
ECV680	23.0HP OHV	BKR5ES	2460	.030"
ECV730	23.0HP OHV	BKR5ES	2460	.030"
ECV740	25.0HP OHV	BKR5ES	2460	.030"
ECV749	26.5HP OHV	BKR5ES	2460	.030"
ECV850	27.0HP OHV	DCPR7E	3932	.030"
ECV860	29.0HP OHV	DCPR7E	3932	.030"
ECV870	31.0HP OHV	DCPR7E	3932	.030"
ECV880	33.0HP OHV	DCPR7E	3932	.030"
ECV940	35.0HP OHV	BKR6ES	6364	.030"
ECV980	38.0HP OHV	BKR6ES	6364	.030"
COMMAND PRO FLEX FUEL EFI HORIZONTAL				
FCH749	26.5HP OHV	BKR5ES	2460	.030"
COMMAND PRO FLEX FUEL EFI VERTICAL				
FCV740	25.0HP OHV	BKR5ES	2460	.030"
FCV749	26.5HP OHV	BKR5ES	2460	.030"
COMMAND PRO GASEOUS FUELS HORIZONTAL				
CH730LP	21.5HP OHV	BKR5ES	2460	.030"
CH740LP	22.0HP OHV	BKR5ES	2460	.030"
CH740NG	19.5HP OHV	BKR5ES	2460	.030"
COMMAND PRO OHV HORIZONTAL TWIN				
CH1000	37.0HP OHV	BKR6ES	6364	.030"
CH260	6.0HP OHV	BKR5ES	2460	.030"
CH440	14.0HP OHV	BKR5ES	2460	.030"
CH620	19.0HP OHV	BKR5ES	2460	.030"
CH621	19.0HP OHV	BKR5ES	2460	.030"
CH640	20.5HP OHV	BKR5ES	2460	.030"
CH641	20.5HP OHV	BKR5ES	2460	.030"
CH680	22.5HP OHV	BKR5ES	2460	.030"
CH682	22.5HP OHV	BKR5ES	2460	.030"
CH732	23.5HP OHV	BKR5ES	2460	.030"
CH735	26.0HP OHV	BKR5ES	2460	.030"
CH742	23.5HP OHV	BKR5ES	2460	.030"
CH745	28.0HP OHV	BKR5ES	2460	.030"
CH752	23.5HP OHV	BKR5ES	2460	.030"
COMMAND PRO OHV VERTICAL TWIN				
CV620	19.0HP OHV	BKR5ES	2460	.030"
CV621	19.0HP OHV	BKR5ES	2460	.030"
CV640	20.5HP OHV	BKR5ES	2460	.030"
CV641	20.5HP OHV	BKR5ES	2460	.030"
CV680	22.5HP OHV	BKR5ES	2460	.030"
CV682	22.5HP OHV	BKR5ES	2460	.030"
CV732	23.5HP OHV	BKR5ES	2460	.030"
CV735	26.0HP OHV	BKR5ES	2460	.030"
CV742	23.5HP OHV	BKR5ES	2460	.030"

Power Equipment Engines

Denotes Original Equipment

^ Available in Blister Pack (see page 6)

Note: Due to different operating or engine conditions an alternate heat range plug maybe required.

MAKE & MODEL	ENGINE	REGULAR PLUG	STK#	GAP
KOHLER Cont'd				
CV745	28.0HP OHV	BKR5ES	2460	.030"
CV752	23.5HP OHV	BKR5ES	2460	.030"
COMMAND PRO SMALL HORIZONTAL				
CH260	6.0HP	BKR5ES	2460	.030"
CH270	7.0HP	BKR5ES	2460	.030"
CH395	9.5HP	BKR5ES	2460	.030"
CH440	14.0HP	BKR5ES	2460	.030"
CONFIDANT SERIES				
ZT710	19.0HP OHV	BKR5ES	2460	.030"
ZT720	21.0HP OHV	BKR5ES	2460	.030"
ZT730	23.0HP OHV	BKR5ES	2460	.030"
ZT740	25.0HP OHV	BKR5ES	2460	.030"
CONFIDANT EFI SERIES				
EZT715	20.0HP	BKR5ES	2460	.030"
EZT725	22.0HP	BKR5ES	2460	.030"
EZT740	25.0HP	BKR5ES	2460	.030"
EZT750	27.0HP	BKR5ES	2460	.030"
COURAGE PRO				
SV810	20.0HP	BKR5ES	2460	.030"
SV820	23.0HP	BKR5ES	2460	.030"
SV830	25.0HP	BKR5ES	2460	.030"
SV840	27.0HP	BKR5ES	2460	.030"
COURAGE SERIES OHV				
SV470	15.0HP	BKR5ES	2460	.030"
SV471	15.0HP	BKR5ES	2460	.030"
SV480	16.0HP	BKR5ES	2460	.030"
SV530	17.0HP	BKR5ES	2460	.030"
SV540	18.0HP	BKR5ES	2460	.030"
SV541	18.0HP	BKR5ES	2460	.030"
SV590	19.0HP	BKR5ES	2460	.030"
SV591	19.0HP	BKR5ES	2460	.030"
SV600	20.0HP	BKR5ES	2460	.030"
SV601	20.0HP	BKR5ES	2460	.030"
SV610	21.0HP	BKR5ES	2460	.030"
SV620	22.0HP	BKR5ES	2460	.030"
SV710	20.0HP	BKR5ES	2460	.030"
SV715	22.0HP	BKR5ES	2460	.030"
SV720	23.0HP	BKR5ES	2460	.030"
SV725	24.0HP	BKR5ES	2460	.030"
SV730	25.0HP	BKR5ES	2460	.030"
SV735	26.0HP	BKR5ES	2460	.030"
SV740	27.0HP	BKR5ES	2460	.030"
K SERIES				
K12	4.0HP	XR5	3332	.025"
K121	5.0HP	B2-LM	1147	.025"
K141	6.25HP	B2-LM	1147	.025"
K161, L161	7.0HP	B2-LM	1147	.025"
K181, L181	8.0HP	BR6S	3522	.025"
K241	10.0HP	B-6L	3212	.036"
K301	12.0HP	B-6L	3212	.036"
K321	14.0HP	B-6L	3212	.036"
K330, K331	12.5HP	B2-LM	1147	.036"
K341	16.0HP	B-6L	3212	.036"
K361, K482	18.0HP	B-6L	3212	.036"
K532	20.0HP	B-6L	3212	.036"
K582 (TWIN)	23.0HP	B-6L	3212	.025"

MAKE & MODEL	ENGINE	REGULAR PLUG	STK#	GAP
KOHLER Cont'd				
K660, K662	24.0HP	B2-LM	1147	.025"
K7	2.7HP	XR5	3332	.025"
K90, K91	4.0HP	B2-LM	1147	.025"
KL25	25.0HP	BPR6ES SLD #	4008	.032"
KT17 (TWIN)	17.0HP	UR4	6630	.025"
KT19 (TWIN)	19.0HP	UR4	6630	.025"
KT20 (TWIN)	20.0HP	UR4	6630	.025"
KT21 (TWIN)	21.0HP	UR4	6630	.025"
MAGNUM HORIZONTAL TWIN				
M10	10.0HP	B-6L	3212	.036"
M12	12.0HP	B-6L	3212	.036"
M14	14.0HP	B-6L	3212	.036"
M16	16.0HP	B-6L	3212	.036"
M18	18.0HP	UR4	6630	.025"
M20	20.0HP	UR4	6630	.025"
M8	8.0HP	BR6S	3522	.025"
MAGNUM VERTICAL TWIN				
MV16	16.0HP	UR4	6630	.025"
MV18	18.0HP	UR4	6630	.025"
MV20	20.0HP	UR4	6630	.030"
MV23	23.0HP	B-6L	3212	.036"
TRIAD OHC				
TH14 (TWIN)	14.0HP	BKR5E-11	6953	.040"
TH16 (TWIN)	16.0HP	BKR5E-11	6953	.040"
TH18 (TWIN)	18.0HP	BKR5E-11	6953	.040"
XT-SERIES				
XT-6 (XT-149) (2012 AND NEWER)	3.5HP	DCPR6E ^	3481	.030"
XT-6 (XT-149) (UP TO 2011)	3.5HP	DR7EB	5469	.030"
XT6.5	6.5HP OHV	DCPR6E ^	3481	.030"
XT6.75	6.75HP OHV	DCPR6E ^	3481	.030"
XT650	6.5HP OHV	DCPR6E ^	3481	.030"
XT675	6.75HP OHV	DCPR6E ^	3481	.030"
XT-7 (XT-173)	4.5HP	BKR5ES	2460	.030"
XT775	7.75HP OHV	BKR5ES	2460	.030"
XT-7T		DR7EB	5469	.030"
XT8 (XT800)	8.0HP OHV	BKR5ES	2460	.030"
XTR-6	3.5HP	DR7EB	5469	.030"
XTR-7	4.5HP	BKR5ES	2460	.030"
KOMATSU				
		CMR7A # ^	7543	.028"
KUBOTA				
D1005-E		YE01 #	2649	---
D1403-E		Y-716RS #	4693	---
D1703-E		Y-716RS #	4693	---
D662-E		YE01 #	2649	---
D722-E		YE01 #	2649	---
D905-E		YE01 #	2649	---
DF752	23.0HP LPG	BCP4ES-11	1086	.044"
DF972	31.0HP LPG	BKR4E	4421	---
V1205-E		YE01 #	2649	---
V1205-TE		YE01 #	2649	---
V1305-E		YE01 #	2649	---
V1505-E		YE01 #	2649	---
V1505-TE		YE01 #	2649	---

Denotes Original Equipment
 ^ Available in Blister Pack (see page 6)

Note: Due to different operating or engine conditions an alternate heat range plug maybe required.

MAKE & MODEL	ENGINE	REGULAR PLUG	STK#	GAP
KUBOTA Cont'd				
V1903-E		Y-716RS #	4693	---
V2203-BBS		Y-716RS #	4693	---
V2203-E		Y-716RS #	4693	---
WG600-B, 650-B	21.0HP	BKR5E # ^	7938	.030"
WG750-B	24.0HP	BKR4E-11 #	5424	.044"
WG752	23.0HP	BCP4ES-11 #	1086	.044"
WG972	31.0HP	BKR4E	4421	---
Z482-E		YE01 #	2649	---
LAUSON				
HH140		B6HS	7534	.030"
HH150		B6HS	7534	.030"
HH160		B6HS	7534	.030"
LCT136	136cc	BPR6ES SLD	4008	.030"
LCT179	179cc	BPR6ES SLD	4008	.030"
LCT208	208cc	BPR6ES SLD	4008	.030"
LCT254	254cc	BPR6ES SLD	4008	.030"
LCT291	291cc	BPR6ES SLD	4008	.030"
LCT306	306cc	BPR6ES SLD	4008	.030"
LCT369	369cc	BPR6ES SLD	4008	.030"
LCT414	414cc	BPR6ES SLD	4008	.030"
LCT420	420cc	BPR6ES SLD	4008	.030"
LCT79	79cc	BPR6ES SLD	4008	.030"
OTHER GASOLINE (14MM HD)		B4-LM	3410	.030"
OTHER GASOLINE (18MM HD)		WR5	2438	.030"
OTHER KEROSENE (14MM HD)		B-2	3110	.030"
OTHER KEROSENE (18MM HD)		WR5	2438	.030"
OTHER LP (14MM HD)		B6S	3510	.020"
mitsubishi				
G1050	10.5HP	BM6A SLD #	6021	.024"
G1200	12.0HP	BP6HS-10 #	6326	.040"
G1500	15.0HP	BP5ES SLD #	2140	.032"
G221	2.2HP	BM4A SLD #	4000	.028"
G270	2.7HP	BMR6A SLD #	4002	.028"
G271	2.7HP	BM6A SLD #	6021	.024"
G350	3.5HP	BP6HS #	7331	.028"
G351	3.5HP	BM6A SLD #	6021	.024"
G400	4.0HP	BM6A SLD #	6021	.024"
G510	5.0HP	BP4HS #	3611	.028"
G511	5.0HP	BM6A SLD #	6021	.024"
G710	7.0HP	BR6S #	3522	.028"
G711	7.0HP	BM6A SLD #	6021	.024"
G910	9.0HP	BP5ES #	7832	.032"
G911	9.0HP	BM6A SLD #	6021	.024"
GM130	4.0HP	BP5ES #	7832	.032"
GM131, GM132P	4.0HP	BPR5ES SLD #	4006	.032"
GM150V	4.5HP	BP5ES #	7832	.032"
GM180	6.0HP	BP5ES #	7832	.032"
GM181, GM182P	6.0HP	BPR5ES SLD #	4006	.032"
GM290	8.0HP	BP5ES #	7832	.032"
GM291, GM291PN	8.0HP	BPR5ES SLD #	4006	.032"
GM300	10.0HP	BP6ES SLD #	4007	.032"
GM301, GM301PN	10.0HP	BPR5ES SLD #	4006	.032"
GM401	13.0HP	BPR5ES SLD #	4006	.032"

MAKE & MODEL	ENGINE	REGULAR PLUG	STK#	GAP
MITSUBISHI Cont'd				
GM82	2.4HP	BPR6HS #	7022	.028"
GM90	2.7HP	BP5ES #	7832	.032"
GM91	2.7HP	BP4ES #	6928	.028"
T110	1.1HP	BM6A SLD #	6021	.024"
T130	1.3HP	BM6A SLD #	6021	.024"
T140	1.4HP	BM6A SLD #	6021	.024"
T170	1.7HP	BM6A SLD #	6021	.024"
T200	2.0HP	BM6A SLD #	6021	.024"
T240	2.4HP	B-4 #	3210	.024"
T280	2.8HP	B7S #	3710	.028"
T300	3.0HP	BPM7Y #	4921	.024"
T340	3.4HP	BM6A SLD #	6021	.024"
T350	3.5HP	BM6A SLD #	6021	.024"
T400	4.0HP	BPM4A #	5928	.028"
T430	4.3HP	B-4 #	3210	.024"
T50	0.5HP	BM6A SLD #	6021	.024"
T80	0.8HP	BM6A SLD #	6021	.024"
TLE20FD	0.8HP	BPMR8Y # ^	2218	.028"
TLE20VD	0.8HP	BPMR8Y # ^	2218	.028"
TLE23FD	0.94HP	BPMR8Y # ^	2218	.028"
TLE26FD	1.07HP	BPMR8Y # ^	2218	.028"
TLE33FD	1.3HP	BPMR8Y # ^	2218	.028"
TLE43FD	1.7HP	BPMR8Y # ^	2218	.028"
TM18	0.7HP	BM6A SLD #	6021	.024"
TM21	1.0HP	BM6A SLD #	6021	.024"
TM24	1.3HP	BM6A SLD #	6021	.024"
TM33	1.7HP	BM6A SLD #	6021	.024"
ONAN				
0.3TL-212R/1A		B4-LM	3410	.025"
1B, CW, HC, HK, HN, HQ		WR5	2438	.025"
AAE, AH, AK, BH, CK, EL, LK-LKB		B-6L	3212	.030"
B43G, B48G, B48E		TR5	2238	.030"
BH, CK, EL, J30, JB, LK-LKB		B-6L	3212	.030"
C48G		TR5	2238	.025"
CUA, KKA		B-4L	3112	.036"
EC, ED, EF		WR5	2438	.025"
ELITE E125V, E125H (OHV)	12.5HP	BPR4HS	7823	.036"
ELITE E140V, E140H (OHV)	14.0HP	BPR4HS	7823	.036"
GO, MGO, MUK, WIB		B6S	3510	.025"
HR, JT, MTK, V45, W4A, WAGS		WR5	2438	.025"
IC, KA, KB, KR, MPG, OTC		B6S	3510	.025"
J120, JC		B-6L	3212	.025"
J30, JA, J60, JB		B-6L	3212	.025"
MH		B-6L	3212	.030"
N-52M		TR5	2238	.030"
NB		B-6L	3212	.030"
NHA-MS, NHB-MS		BR6ES	4922	.030"
NHC-MS (FROM 1979)		TR5	2238	.025"
NHC-MS (TO 1979)		BR6ES	4922	.030"
NHP		BR6ES	4922	.030"
NHP (LP)		BR6ES	4922	.015"
OTC SERIES		B6S	3510	.030"

Power Equipment Engines

Denotes Original Equipment
 ^ Available in Blister Pack (see page 6)

Note: Due to different operating or engine conditions an alternate heat range plug maybe required.

MAKE & MODEL	ENGINE	REGULAR PLUG	STK#	GAP
ONAN Cont'd				
P216G (TWIN)	16.0HP	TR5	2238	.025"
P218G, P218V (TWIN)	18.0HP	TR5	2238	.025"
P220G, P220V (TWIN)	20.0HP	TR5	2238	.025"
P224G (TWIN)	24.0HP	TR5	2238	.025"
P226G (TWIN)	26.0HP	TR5	2238	.025"
RCCK-MS		B-6L	3212	.030"
T260		TR5	2238	.025"
POWER PRODUCTS				
AH44		BM6A SLD	6021	.030"
AH48, AH49		BM6A SLD	6021	.030"
AH52, AH58		B6S	3510	.030"
AH81		B6S	3510	.030"
AV51		B6S	3510	.030"
HA36 TYPE 70		BM6A SLD	6021	.030"
SUBARU-ROBIN				
EA SERIES VERTICAL SHAFT 4-CYCLE OHC				
EA175V	4.5HP	BPR7HS ^	6422	.028"
EA190V	5.5HP	BPR7HS ^	6422	.028"
EC SERIES AIR-COOLED 1 CYL. 2-STROKE				
EC01 ER		BM7A # ^	6521	.024"
EC02 ER	0.9HP	BM7A # ^	6521	.024"
EC03ER	1.8HP	BPM7A SLD #	7472	.028"
EC04ER	2.0HP	BPM7A SLD #	7472	.028"
EC05-2 D/B		B6HS #	7534	.024"
EC06 D/B	2.5HP	B6HS #	7534	.024"
EC07-2 D/B		B6HS #	7534	.024"
EC08 D/B	3.3HP	B6HS #	7534	.024"
EC10 D/B/H	4.0HP	B-4 #	3210	.024"
EC12D	4.1HP	BM6A SLD #	6021	.024"
EC13V	4.2HP	BM6A SLD #	6021	.024"
EC17 D/DS/B	6.5HP	B-4H #	4110	.024"
EC22 GR		BM7A # ^	6521	.024"
EC25 D/DS	12.0HP	B6HS #	7534	.024"
EC25 GR		BM7A # ^	6521	.024"
EC37 D/DS		B7HS #	5110	.024"
EH SERIES AIR-COOLED 1 CYL. 4-STROKE OHV				
EH025	1.1HP	CMR6A #	1223	.024"
EH035V	1.6HP	CMR6A #	1223	.024"
EH09	2.4HP	BR6ES	4922	.030"
EH11		BP6ES SLD #	4007	.032"
EH12 D/DS/B/BS	4.0HP	BR6ES #	4922	.028"
EH12-2	4.0HP	BR6ES #	4922	.028"
EH15		BP6ES SLD #	4007	.032"
EH17 D/DS/B/BS	6.0HP	BR6HS # ^	3922	.028"
EH17-2	6.0HP	BR6HS # ^	3922	.028"
EH21		BP6ES SLD #	4007	.032"
EH25 D/DS/B/BS	8.5HP	BR6HS # ^	3922	.028"
EH25-2	8.5HP	BR6HS # ^	3922	.028"
EH30 D/DS/B/BS	9.0HP	BR6ES #	4922	.028"
EH30 V/VS		BPR6ES SLD #	4008	.032"
EH34 D/DS/B/BS	11.0HP	B6ES #	7432	.024"
EH34 V/VS	11.0HP	BPR6ES SLD #	4008	.032"
EH36	11.5HP	BPR5ES SLD #	4006	.032"
EH41	13.5HP	BPR5ES SLD #	4006	.032"
EH SERIES AIR-COOLED 2 CYL. 4-STROKE OHV				
EH63	18.0HP	BPR6ES SLD #	4008	.032"

MAKE & MODEL	ENGINE	REGULAR PLUG	STK#	GAP
SUBARU-ROBIN Cont'd				
EH63V	18.0HP	BPR6ES SLD #	4008	.032"
EH64	20.5HP	BPR6ES SLD #	4008	.032"
EH65	22.0HP	BPR6ES SLD #	4008	.032"
EH65 FOR WELDERS ONLY	22.0HP	BPR4ES SLD ^	6578	.036"
EH65V	22.0HP	BPR6ES SLD #	4008	.032"
EH72	25.0HP	BPR5ES SLD #	4006	.032"
EH72 FI	28.0HP	BPR4ES SLD ^	6578	.036"
EH72 LOW PROFILE	25.0HP	BPR4ES SLD ^	6578	.036"
EH72 LOW PROFILE FI	28.0HP	BPR4ES SLD ^	6578	.036"
EH72LP	25.0HP	BPR6ES SLD #	4008	.032"
EH72NG	21.0HP	BPR6ES SLD #	4008	.032"
EW SERIES WATER COOLED 4 CYL. 4-STROKE				
EW182- D-L		BPR6ES SLD #	4008	.032"
EX SERIES 4-STROKE OHC				
EX13	4.5HP	BR6HS # ^	3922	.028"
EX17	6.0HP	BR6HS # ^	3922	.028"
EX21	7.0HP	BR6HS # ^	3922	.028"
EX21 FI	7.0HP	BR6HS # ^	3922	.028"
EX27	9.0HP	BR6HS # ^	3922	.028"
EX27 ALL SEASON	9.0HP	BR6HS # ^	3922	.028"
EX27 FI	9.0HP	BR6HS # ^	3922	.028"
EX30	9.5HP	BR6HS # ^	3922	.028"
EX35	12.0HP	BR6HS # ^	3922	.028"
EX40	14.0HP	BR6HS # ^	3922	.028"
EY SERIES AIR-COOLED 1 CYL. 4-STROKE SIDE VALVE				
EY08 D/BN	2.0HP	BMR4A SLD #	4004	.028"
EY10 D/B		B6HS #	7534	.024"
EY13-2 D/B		B6HS #	7534	.024"
EY14 D/B		B6HS #	7534	.024"
EY15 D/DS	3.5HP	BR6HS # ^	3922	.028"
EY15-2 B		BR6HS # ^	3922	.028"
EY18-3 D/B		BR6HS # ^	3922	.028"
EY20 D/DS/B/BS	5.0HP	BR6HS # ^	3922	.028"
EY23 D/DS/B/BS	6.0HP	BPR4HS #	7823	.028"
EY25 D/B		B6HS #	7534	.024"
EY27-2 D/B		B6HS #	7534	.024"
EY28 D/DS/B/BS	7.5HP	BP6HS #	7331	.028"
EY35 D/DS/B/BS	8.5HP	BPR4HS #	7823	.028"
EY40 D/DS/B/BS	11.0HP	BPR4HS #	7823	.028"
EY44 D/DS/B/BS	7.8HP	B-4H #	4110	.024"
EY45V	8.9HP	BPM6A #	7021	.028"
EY SERIES AIR-COOLED 2 CYL. 4-STROKE SIDE VALVE				
EY21 AS/AS-C	16.0HP	BPR4HS #	7823	.028"
EY21 AS-R/AS-CR	16.0HP	BPR4HS #	7823	.028"
EY80-3 AS/AS-C		BPR4HS #	7823	.028"
EY80-3 AS-R/AS-CR		BPR4HS #	7823	.028"
SP SERIES 4-STROKE OHC				
SP17	5.7HP	BR6HS # ^	3922	.028"
SP170	5.7HP	BR6HS # ^	3922	.028"
SP210	7.0HP	BR6HS # ^	3922	.028"
SX SERIES AIR COOLED 4-STROKE OHC				
SX17	5.7HP	BR4HS #	3322	.028"
SX21	7.0HP	BR4HS #	3322	.028"
SX31	9.5HP	BR4HS #	3322	.028"

Denotes Original Equipment
 ^ Available in Blister Pack (see page 6)

Note: Due to different operating or engine conditions an alternate heat range plug maybe required.

MAKE & MODEL	ENGINE	REGULAR PLUG	STK#	GAP
SUZUKI				
S150		BP5HS #	4111	.028"
S200/A		BP5HS #	4111	.028"
S200K		BP5HS #	4111	.028"
TANAKA				
PF-3300	32cc PureFire 2-Stroke	BPMR7A SLD	6703	.024"
PF-4000	40cc PureFire 2-Stroke	BPMR6A ^	6726	.024"
TAS				
16CC	0.8HP	BM7A ^	6521	.025"
23CC	1.2HP	BM7A ^	6521	.025"
30CC	1.6HP	BM7A ^	6521	.025"
31CC	1.6HP	BM7A ^	6521	.025"
37CC	2.0HP	BM7A ^	6521	.025"
D50G		B6S	3510	.025"
J37		B6S	3510	.025"
Q22, QC22		BM6A SLD	6021	.025"
QEG300		BM6A SLD	6021	.025"
RE11		B6S	3510	.025"
T23		BM6A SLD	6021	.025"
T30		BM6A SLD	6021	.025"
T50		BM6A SLD	6021	.025"
TECUMSEH				
HORIZONTAL 2-STROKE				
AH600	3.0HP	BPMR6A ^	6726	.030"
HXL840	4.5HP	BPMR6A ^	6726	.030"
TCH200	1.6HP	BPMR6A ^	6726	.030"
TCH300	2.0HP	BPMR7A SLD	6703	.030"
HORIZONTAL 4-STROKE				
H20	2.0HP	BPMR7A SLD	6703	.030"
H22	2.2HP	BR6S	3522	.030"
H25	2.5HP	BR6S	3522	.030"
H30	3.0HP	BR4-LM	4133	.030"
H35	3.5HP	BR4-LM	4133	.030"
H40	4.0HP	BR4-LM	4133	.030"
H50	5.0HP	BR4-LM	4133	.030"
H60	6.0HP	BR4-LM	4133	.030"
H70	7.0HP	BR4-LM	4133	.030"
H80	8.0HP	BR4-LM	4133	.030"
HH100	10.0HP	BR6S	3522	.030"
HH120	12.0HP	BR6S	3522	.030"
HH130	13.0HP	BR6HS ^	3922	.030"
HH140	14.0HP	BR6HS ^	3922	.030"
HH150	15.0HP	BR6HS ^	3922	.030"
HH160	16.0HP	BR6HS ^	3922	.030"
HH40	4.0HP	BR6S	3522	.030"
HH50	5.0HP	BR6S	3522	.030"
HH60	6.0HP	BR6S	3522	.030"
HH70	7.0HP	BR6S	3522	.030"
HH80	8.0HP	BR6S	3522	.030"
HHM80	8.0HP	BR6S	3522	.030"
HM100	10.0HP	BR4-LM	4133	.030"
HM70	7.0HP	BR4-LM	4133	.030"
HM80	8.0HP	BR4-LM	4133	.030"
HM90	9.0HP	BR4-LM	4133	.030"
HMSK100	10.0HP	BR2-LM SLD	3841	.030"

MAKE & MODEL	ENGINE	REGULAR PLUG	STK#	GAP
TECUMSEH Cont'd				
HMSK70	7.0HP	BR2-LM SLD	3841	.030"
HMSK80	8.0HP	BR2-LM SLD	3841	.030"
HMSK90	9.0HP	BR2-LM SLD	3841	.030"
HMXL70	7.0HP	BR6S	3522	.030"
HS40	4.0HP	BR4-LM	4133	.030"
HS50	5.0HP	BR4-LM	4133	.030"
HSSK60	6.0HP	BR6S	3522	.030"
HSSK70	7.0HP	BR6S	3522	.030"
HT30	3.0HP	BR6S	3522	.030"
HT35	3.5HP	BR6S	3522	.030"
HXL35	3.5HP	BR6S	3522	.030"
OH120	12.0HP	BR6HS ^	3922	.030"
OH140	14.0HP	BR6HS ^	3922	.030"
OH160	16.0HP	BR6HS ^	3922	.030"
OH180	18.0HP	BR6ES	4922	.030"
OH195EA	6.0HP	BR6ES	4922	.030"
OHH50	5.0HP	BR6ES	4922	.030"
OHH55	5.5HP	BR6ES	4922	.030"
OHH60	6.0HP	BR6ES	4922	.030"
OHM120	12.0HP	BR7ES	5122	.030"
OHSK110	11.0HP	BR6ES	4922	.030"
OHSK120	12.0HP	BR6ES	4922	.030"
OHSK50	5.0HP	BR6ES	4922	.030"
OHSK55	5.5HP	BR6ES	4922	.030"
SNOW KING 2-STROKE ENGINES				
HSK300	2.0HP	BPMR6A ^	6726	.030"
HSK600	3.0HP	BPMR6A ^	6726	.030"
HSK840	4.0HP	BPMR6A ^	6726	.030"
HSK845	4.5HP	BPMR6A ^	6726	.030"
HSK850	5.0HP	BPMR6A ^	6726	.030"
SNOW KING 4-STROKE ENGINES				
	10.5HP	BR6ES	4922	.030"
	8.5HP	BR6ES	4922	.030"
HSK30	3.0HP	BR2-LM SLD	3841	.030"
HSK35	3.5HP	BR2-LM SLD	3841	.030"
HSK50	5.0HP	BR2-LM SLD	3841	.030"
HSK60	6.0HP	BR2-LM SLD	3841	.030"
HSK70	7.0HP	BR2-LM SLD	3841	.030"
HSSK40	4.0HP	BR2-LM SLD	3841	.030"
HSSK50	5.0HP	BR2-LM SLD	3841	.030"
LH195SP	7.5HP	BR2-LM SLD	3841	.030"
LH318SA	8.0HP	BR2-LM SLD	3841	.030"
LH318XA	8.0HP	BR4-LM	4133	.030"
OH195SA	7.0HP	BR2-LM SLD	3841	.030"
OH318SA	11.0HP	BR2-LM SLD	3841	.030"
OHSK130	13.0HP	BR6ES	4922	.030"
OHSK70	7.0HP	BR6ES	4922	.030"
VERTICAL 2-STROKE				
AV520	2.75HP	BR4-LM	4133	.030"
AV600	5.0HP	BR4-LM	4133	.030"
TC200	1.6HP	BPMR6A ^	6726	.030"
TC300	2.0HP	BPMR7A SLD	6703	.030"
TVS600	3.5HP	BR4-LM	4133	.030"
TVS840	4.0HP	BR2-LM SLD	3841	.030"
TVXL840	5.0HP	BR2-LM SLD	3841	.030"
VERTICAL 4-STROKE				

Power Equipment Engines

Denotes Original Equipment
 ^ Available in Blister Pack (see page 6)

Note: Due to different operating or engine conditions an alternate heat range plug maybe required.

MAKE & MODEL	ENGINE	REGULAR PLUG	STK#	GAP
TECUMSEH Cont'd				
ECV100	3.9HP	BR2-LM SLD	3841	.030"
ECV105	4.0HP	BR2-LM SLD	3841	.030"
ECV110	4.5HP	BR2-LM SLD	3841	.030"
ECV115	5.0HP	BR2-LM SLD	3841	.030"
ECV120	5.5HP	BR2-LM SLD	3841	.030"
LAV25	2.5HP	BR6S	3522	.030"
LAV30	3.0HP	BR6S	3522	.030"
LAV35	3.5HP	BR6S	3522	.030"
LAV40	4.0HP	BR6S	3522	.030"
LAV50	5.0HP	BR6S	3522	.030"
LEV100	10.0HP	BR2-LM SLD	3841	.030"
LEV115	11.5HP	BR2-LM SLD	3841	.030"
LEV120	12.0HP	BR2-LM SLD	3841	.030"
LV148	4.5HP	BR2-LM SLD	3841	.030"
LV195EA	5.5HP	BR2-LM SLD	3841	.030"
OHV100	10.0HP	BR6ES	4922	.030"
OHV110	11.0HP	BR6ES	4922	.030"
OHV115	11.5HP	BR6ES	4922	.030"
OHV120	12.0HP	BR6ES	4922	.030"
OHV125	12.0HP	BR6ES	4922	.030"
OHV130	13.0HP	BR6ES	4922	.030"
OHV135	13.5HP	BR6ES	4922	.030"
OHV14	14.0HP	BR6ES	4922	.030"
OHV145	14.5HP	BR6ES	4922	.030"
OHV15	15.0HP	BR6ES	4922	.030"
OHV155	15.5HP	BR6ES	4922	.030"
OHV16	16.0HP	BR6ES	4922	.030"
OHV165	16.5HP	BR6ES	4922	.030"
OHV17	17.0HP	BR6ES	4922	.030"
OV195EA	7.0HP	BR6ES	4922	.030"
OV350EA	13.5HP	BR6ES	4922	.030"
OV490EA	18.0HP	BR6ES	4922	.030"
OVM120	12.0HP	BR6S	3522	.030"
OVRM35	3.5HP	BR6ES	4922	.030"
OVRM40	4.0HP	BR6ES	4922	.030"
OVRM50	5.0HP	BR6ES	4922	.030"
OVRM55	5.5HP	BR6ES	4922	.030"
OVRM60	6.0HP	BR6ES	4922	.030"
OVRM65	6.5HP	BR6ES	4922	.030"
OVRM905	4.5HP	BR6ES	4922	.030"
OVXL120	12.0HP (202700 TO 202999)	BR6HS ^	3922	.030"
OVXL120	12.0HP (FROM 203000)	BR6ES	4922	.030"
OVXL125	12.0HP (202700 TO 202999)	BR6HS ^	3922	.030"
OVXL125	12.0HP (FROM 203000)	BR6ES	4922	.030"
TNT100	3.9HP	BR2-LM SLD	3841	.030"
TNT120	3.9HP	BR2-LM SLD	3841	.030"
TVM125	5.0HP	BR6S	3522	.030"
TVM140	6.0HP	BR6S	3522	.030"
TVM170	7.0HP	BR6S	3522	.030"
TVM195	8.0HP	BR4-LM	4133	.030"
TVM220	10.0HP	BR4-LM	4133	.030"
TVS100	3.9HP	BR2-LM SLD	3841	.030"
TVS105	4.0HP	BR2-LM SLD	3841	.030"

MAKE & MODEL	ENGINE	REGULAR PLUG	STK#	GAP
TECUMSEH Cont'd				
TVS115	4.5HP	BR2-LM SLD	3841	.030"
TVS120	5.5HP	BR2-LM SLD	3841	.030"
TVS75	3.0HP	BR2-LM SLD	3841	.030"
TVS90	3.5HP	BR2-LM SLD	3841	.030"
TVXL105	4.0HP	BR2-LM SLD	3841	.030"
TVXL115	4.5HP	BR2-LM SLD	3841	.030"
TVXL170	7.0HP	BR6S	3522	.030"
TVXL195	8.0HP	BR4-LM	4133	.030"
TVXL220	10.0HP	BR4-LM	4133	.030"
V40	4.0HP	BR6S	3522	.030"
V50	5.0HP	BR6S	3522	.030"
V60	6.0HP	BR6S	3522	.030"
V70	7.0HP	BR6S	3522	.030"
V80	8.0HP	BR6S	3522	.030"
VH100	10.0HP	BR6S	3522	.030"
VH40	4.0HP	BR6S	3522	.030"
VH50	5.0HP	BR6S	3522	.030"
VH60	6.0HP	BR6S	3522	.030"
VH70	7.0HP	BR6S	3522	.030"
VH80	8.0HP	BR6S	3522	.030"
VLV40	4.0HP	BR4-LM	4133	.030"
VLV50	5.0HP	BR4-LM	4133	.030"
VLV55	5.5HP	BR4-LM	4133	.030"
VLV60	6.0HP	BR4-LM	4133	.030"
VLV65	6.5HP	BR4-LM	4133	.030"
VM100	10.0HP	BR6S	3522	.030"
VM70	7.0HP	BR6S	3522	.030"
VM80	8.0HP	BR6S	3522	.030"
U. S. MOTOR POWER, INC				
50056	2.0HP	BM6A SLD	6021	.030"
51001	3.0HP	BR6S	3522	.030"
58011	4.0HP	B-6L	3212	.030"
58021	4.0HP	B6S	3510	.030"
61010	4.7HP	B7HS	5110	.030"
61012	8.0HP	BR6HS ^	3922	.030"
82003	7.0HP	BR6HS ^	3922	.030"
82029	6.7HP	BR6HS ^	3922	.030"
83023	6.2HP	BR6HS ^	3922	.030"
50000, 50002	4.25HP	BM6A SLD	6021	.030"
50004, 50006	4.25HP	BM6A SLD	6021	.030"
50012, 50014	4.25HP	BM6A SLD	6021	.030"
50052, 50054	3.3HP	BM6A SLD	6021	.030"
61001, 61002	7.5HP	BR6HS ^	3922	.030"
61005, 61006	5.5HP	B6HS	7534	.030"
82001, 82002	10.0HP	BR6HS ^	3922	.030"
82005, 82006, 82009	6.2HP	BR6HS ^	3922	.030"
82007, 82011, 82031	6.7HP	BR6HS ^	3922	.030"
82008, 82010	6.5HP	BR6HS ^	3922	.030"
82019, 82021	6.2HP	BR6HS ^	3922	.030"
82026, 82027	7.0HP	BR6HS ^	3922	.030"
82038, 82039	10.0HP	BR6S	3522	.030"
US ENGINE PRODUCTS				
1/4 AND GIANT SCALE AIRCRAFT	35cc 2.10 CU IN. 2.4HP	BPMR6A ^	6726	.025"
1/4 AND GIANT SCALE AIRCRAFT	41cc 2.50 CU IN. 3.0HP	BPMR6A ^	6726	.025"

Denotes Original Equipment

^ Available in Blister Pack (see page 6)

Note: Due to different operating or engine conditions an alternate heat range plug maybe required.

MAKE & MODEL	ENGINE	REGULAR PLUG	STK#	GAP
US ENGINE PRODUCTS Cont'd				
HOBBY ENGINE	21cc 1.29 CU IN. 1.0HP	BPMR7A SLD	6703	.025"
HOBBY ENGINE	25cc 1.50 CU IN. 1.3HP	BPMR7A SLD	6703	.025"
HOBBY ENGINE	35cc 2.10 CU IN. 1.9HP	BPMR6A ^	6726	.025"
HOBBY ENGINE	41cc 2.50 CU IN. 2.4HP	BPMR6A ^	6726	.025"
WISCONSIN				
AENL	9.2HP	AB-6	2910	.025"
AENLD	9.0HP	AB-6	2910	.025"
AGND	12.5HP	AB-6	2910	.025"
BKN, HS-7D	7.0HP	AB-6	2910	.025"
BKN, VH4D, VH4DM	30.0HP	AB-6	2910	.025"
CAN	6.0HP	AB-6	2910	.025"
HS-8D	8.0HP	AB-6	2910	.025"
S-10D	10.5HP	AB-6	2910	.025"
S-12D	12.5HP	AB-6	2910	.025"
S-14D	14.0HP	AB-6	2910	.025"
S-7D	7.25HP	AB-6	2910	.025"
S-8D	8.25HP	AB-6	2910	.025"
THS, THDM, TJD	18.0HP	AB-6	2910	.025"
TRA-12D	12.0HP	AB-6	2910	.025"
TRA-A0D	10.0HP	AB-6	2910	.025"
V-461D	60.5HP	BP5ES	7832	.025"
V-465D	65.0HP	BP5ES	7832	.025"
V-468D	65.9HP	BP5ES	7832	.025"
VE4D	21.5HP	AB-6	2910	.025"
VF4D	25.0HP	AB-6	2910	.025"
VG4D	37.0HP	AB-6	2910	.025"
W4-1770	35.0HP	AB-6	2910	.025"
WISCONSIN-ROBIN				
HORIZONTAL SHAFT				
ECO2R	22.5HP	BM7A # ^	6521	.024"
EY18-3W (GASOLINE)	4.6HP	B6HS #	7534	.024"
EY18-3W (KEROSENE)	4.6HP	B5HS #	4210	.024"
EY21W	16.2HP	B6S #	3510	.024"
EY25W	6.5HP	B6HS #	7534	.024"
EY27W	7.5HP	B6HS #	7534	.024"
EY44W	10.5HP	B6HS #	7534	.024"
W1-080	1.8HP	BP6HS #	7331	.028"
W1-145	3.5HP	B6HS #	7534	.024"
W1-150	3.5HP	BP6HS #	7331	.028"
W1-185	4.6HP	B6HS #	7534	.024"
W1-230	5.5HP	BPR4HS #	7823	.028"
W1-280	7.5HP	BP6HS #	7331	.028"
W1-340	9.0HP	AB-6	2910	.024"
W1-390	11.0HP	BPR4HS #	7823	.028"
LIQUID COOLED				
WL2-670	24.0HP	AB-6	2910	.024"
WL3-1000	33.0HP	AB-6	2910	.024"
OHV SOVEREIGN SERIES				
WO1-115	3.3HP	B6HS #	7534	.024"
WO1-150	4.8HP	B6HS #	7534	.024"
WO1-210	7.0HP	B6HS #	7534	.024"
WO1-300	9.0HP	B6HS #	7534	.024"
WO1-300V	9.0HP	B6HS #	7534	.024"

MAKE & MODEL	ENGINE	REGULAR PLUG	STK#	GAP
WISCONSIN-ROBIN Cont'd				
WO1-340	11.0HP	B6HS #	7534	.024"
WO1-340V	11.0HP	B6HS #	7534	.024"
WO1-430V	13.5HP	B6HS #	7534	.024"
WO1-560	18.0HP	B6HS #	7534	.024"
WO2-510	16.0HP	B6HS #	7534	.024"
VERTICAL SHAFT				
WT1-125V		B6HS #	7534	.024"
WT1-145V	4.0HP	B6HS #	7534	.024"
WT1-185V	5.0HP	B6HS #	7534	.024"
WT1-450V	12.0HP	B6HS #	7534	.024"
XENOAH				
G1A	14.9cc	BM6A SLD	6021	.030"
G1A6	14.9cc	BM6A SLD	6021	.025"
G1E	17.2cc	BMR6A SLD	4002	.025"
G2A	22.5cc	BM6A SLD	6021	.025"
G2A16	22.5cc	BM7A ^	6521	.025"
G2C	22.5cc	BM7A ^	6521	.025"
G2D	22.5cc	BM7A ^	6521	.025"
G2D30	22.5cc	BM6A SLD	6021	.030"
G2E	25.4cc	BM6A SLD	6021	.030"
G3C, G3C76	31.7cc	B6HS	7534	.025"
G3D10, G3D20	31.7cc	BPM6Y	4562	.024"
G3E	25.4cc	BMR6A SLD	4002	.025"
G4C	37.4cc	B6HS	7534	.025"
G4C63	37.4cc	B6HS	7534	.025"
G4C76	37.4cc	B6HS	7534	.025"
G5C	52.5cc	B6S	3510	.025"
G5E, G5E2	52.5cc	B6HS	7534	.025"
YAMAHA				
MF150A, MF150S		BR7HS # ^	4122	.028"
MF180A/AR, MF180S/SR		BR7HS # ^	4122	.028"
MF180K/AK, MF180SK		BPR4HS #	7823	.028"
MF260A/AR, MFS260/R		BPR6HS #	7022	.028"
MF260K/AK, MFS260K		BPR4HS #	7823	.028"
MF410, MF410S/SR		BPR6HS #	7022	.028"
MF410SK		BR7HS # ^	4122	.028"
MT110AA/AR, MT110VL		BR7HS # ^	4122	.028"
MZ125, MZ125R		BPR4ES SLD # ^	6578	.032"
MZ175, MZ175R	171cc	BPR4ES SLD # ^	6578	.032"
MZ200	192cc	BPR4ES SLD # ^	6578	.032"
MZ250	253cc	BPR4ES SLD # ^	6578	.032"
MZ300	296cc	BPR4ES SLD # ^	6578	.032"
MZ360	357cc	BPR4ES SLD # ^	6578	.032"
MX400	402cc	BPR4ES SLD # ^	6578	.032"
ZENOAH				
G231PUH AIR COOLED	22.5cc	CMR6H ^	3365	.026"
G231PUM WATER COOLED OPT. 1-STEP HEAT RANGE	22.5cc	CMR7H # ^	3066	.026"
G231PUM WATER COOLED STD. HEAT RANGE	22.5cc	CMR6H ^	3365	.026"
G260PU AIR COOLED	25.4cc	CMR6H ^	3365	.026"
G260PU AIR COOLED	25.4cc	CMR6H ^	3365	.026"
G260PU AIR COOLED	25.4cc	CMR6H ^	3365	.026"
G260PUH AIR COOLED	25.4cc	CMR6H ^	3365	.026"

Power Equipment Engines

Denotes Original Equipment

^ Available in Blister Pack (see page 6)

Note: Due to different operating or engine conditions an alternate heat range plug maybe required.

MAKE & MODEL	ENGINE	REGULAR PLUG	STK#	GAP
ZENOAH Cont'd				
G260PUM WATER COOLED OPT. 1-STEP HEAT RANGE	25.4cc	CMR7H # ^	3066	.026"
G260PUM WATER COOLED OPT. 2-STEP HEAT RANGE	25.4cc	CMR8H #	95741	.026"
G260PUM WATER COOLED STD. HEAT RANGE	25.4cc	CMR6H ^	3365	.026"
ZONGSHEN				
XP140	140cc	BPR6ES ^	7131	.036"
XP140A-3	140cc	BPR5ES SLD	4006	.036"
XP160	160cc	BPR6ES ^	7131	.036"
XP160-3	160cc	BPR5ES SLD	4006	.036"
BT161F	161cc	BPR7ES SLD	3785	.032"
BT168FBE	168cc	BPR7ES SLD	3785	.032"
BT168FBE-4	168cc	BPR7ES SLD	3785	.032"
BT173F	173cc	BPR7ES SLD	3785	.032"
BT173FE	173cc	BPR7ES SLD	3785	.032"
VP175	175cc	BPR6ES ^	7131	.036"
XP175	175cc	BPR6ES ^	7131	.036"
XP175E	175cc	BPR6ES ^	7131	.036"
BT177FE	177cc	BPR7ES SLD	3785	.032"
BT188FE	188cc	BPR7ES SLD	3785	.032"
BT190FE	190cc	BPR7ES SLD	3785	.032"
XP200E	200cc	BPR6ES ^	7131	.036"
GH210-3	210cc	BPR6ES ^	7131	.036"
SN210-4	210cc	BPR6ES ^	7131	.036"
SN360	360cc	BPR6ES ^	7131	.036"
SN360-4	360cc	BPR6ES ^	7131	.036"
SN360E-4	360cc	BPR6ES ^	7131	.036"
SN390E-4	390cc	BPR6ES ^	7131	.036"
SN420	420cc	BPR6ES ^	7131	.036"
SN420-4	420cc	BPR6ES ^	7131	.036"
SN420E-4	420cc	BPR6ES ^	7131	.036"



COMMERCIAL



Commercial Engines

Denotes Original Equipment

^ Available in Blister Pack (see page 6)

Note: Due to different operating or engine conditions an alternate heat range plug maybe required.

MAKE & MODEL	ENGINE	REGULAR PLUG	STK#	GAP
ALLIS-CHALMERS				
14 POWER UNITS	GAS	B6S	3510	.025"
14 POWER UNITS	NATURAL & LPG	B6S	3510	.020"
G-138, G-149, G-160	GAS	B6S	3510	.025"
G-138, G-149, G-160	NATURAL & LPG	B6S	3510	.020"
G-226	GAS 3/4" RCH.	B5ES	6410	.025"
G-226	GAS 3/8" RCH.	B6S	3510	.030"
G-226	LOW GRADE FUEL 3/4" RCH.	BP4ES	6928	.030"
G-226	LOW GRADE FUEL 3/8" RCH.	B-4	3210	.030"
G-226	NATURAL & LPG 3/4" RCH.	B8ES	2411	.020"
G-226	NATURAL & LPG 3/8" RCH.	B6S	3510	.020"
G-262	GAS 3/4" RCH.	B5ES	6410	.025"
G-262	NATURAL & LPG 3/4" RCH.	B8ES	2411	.020"
P-1879, PC-1879	GAS	AB-6	2910	.025"
PC-2505, PCS-2505	GAS	AB-6	2910	.025"
W-201	LOW GRADE FUEL	B-4	3210	.030"
AMERICAN MOTORS				
	6 CYL 232 CU IN	BP5ES	7832	.025"
	6 CYL 258 CU IN	BP5ES	7832	.025"
	8 CYL 304 CU IN	BP5ES	7832	.025"
	8 CYL 360 CU IN	BP5ES	7832	.025"
BERNARD				
ALL MODELS		B5HS	4210	.025"
BRIGGS & STRATTON				
ALSO SEE: POWER EQUIPMENT ENGINE		---	---	---
	18MM HDS.	AB-6	2910	.025"
401700, 410400	14MM HDS.	B6S	3510	.030"
CASE				
159G, 188G, 301G, 377G	GAS	AB-6	2910	.025"
159G, 188G, 301G, 377G	NATURAL & LPG	AB-6	2910	.015"
A-284, A-377	GAS	AB-6	2910	.025"
A-284, A-377	NATURAL & LPG	AB-6	2910	.015"
CATERPILLAR				
800G	START ENG. 14MM HDS.	B6S	3510	.025"
D311, D315, D318	START ENG. 14MM HDS.	XR4	5858	.030"
D311, D315, D318	START ENG. 18MM HDS.	AB-6	2910	.025"
D318 (SPECIAL)	START ENG. 14MM HDS.	BM6A SLD	6021	.025"
D320 D326	START ENG. 14MM HDS.	XR4	5858	.030"
D320, D326	START ENG. 18MM HDS.	AB-6	2910	.025"
D330, D333, D337, D339	START ENG. 14MM HDS.	XR5	3332	.030"
D337, D339	START ENG. 18MM HDS.	AB-6	2910	.025"
D342, D343	START ENG. 14MM HDS.	XR4	5858	.030"
D342, D343	START ENG. 18MM HDS.	AB-6	2910	.025"
D353	START ENG. 14MM HDS.	XR4	5858	.030"

MAKE & MODEL	ENGINE	REGULAR PLUG	STK#	GAP
CATERPILLAR Cont'd				
D353	START ENG. 18MM HDS.	AB-6	2910	.025"
D375, D379	START ENG. 14MM HDS.	XR4	5858	.030"
D375, D379	START ENG. 18MM HDS.	AB-6	2910	.025"
D397, D398	START ENG. 14MM HDS.	XR4	5858	.030"
D398	START ENG. 18MM HDS.	AB-6	2910	.025"
D1300 (SPECIAL)	START ENG. 14MM HDS.	B6S	3510	.025"
D3400	START ENG. 14MM HDS.	XR4	5858	.030"
D3400	START ENG. 18MM HDS.	AB-6	2910	.025"
D4400, D4600	START ENG. 14MM HDS.	XR4	5858	.030"
D4400, D4600	START ENG. 18MM HDS.	AB-6	2910	.025"
D6600, D7700, D8800	START ENG. 14MM HDS.	XR4	5858	.030"
D6600, D7700, D8800	START ENG. 18MM HDS.	AB-6	2910	.025"
D11000, D13000, D17000	START ENG. 14MM HDS.	XR4	5858	.030"
D11000, D13000, D17000	START ENG. 18MM HDS.	AB-6	2910	.025"
CHICAGO PNEUMATIC				
9CPG	LOW COMPRESSION	AB-6	2910	.025"
CHRYSLER				
H105 (1978)	GAS	BPR6ES ^	7131	.025"
H170	GAS	B6ES	7432	.036"
H170, HB170	NATURAL & LPG	BR6ES	4922	.020"
H225	NATURAL & LPG	BR6ES	4922	.020"
H225 (1975-1976)	GAS	UR4	6630	.036"
H225 (TO 1974)	GAS	B6ES	7432	.036"
H273	GAS	BP5ES	7832	.036"
H318, HB318, HC319, HT318	GAS	XR5	3332	.036"
H318, HB318, HC319, HT318	NATURAL & LPG	XR5	3332	.020"
H361, H383, H413	NATURAL & LPG	XR4	5858	.020"
H361, H383, H413, H440	GAS	XR5	3332	.036"
HA318	GAS	XR5	3332	.036"
HA318	NATURAL & LPG	XR4	5858	.020"
HB170	GAS	B6ES	7432	.036"
HB225	NATURAL & LPG	BR6ES	4922	.020"
HB225 (1975-1976)	GAS	UR4	6630	.036"
HB225 (1977)	NATURAL & LPG	UR4	6630	.020"
HB225 (1977-1978)	GAS	UR4	6630	.036"
HB225 (TO 1974)	GAS	B6ES	7432	.036"
HB361, HC361, HT361	GAS	B6ES	7432	.036"
HB361, HC361, HT361	NATURAL & LPG	BR6ES	4922	.030"
HB383	GAS	B6ES	7432	.036"
HB383	NATURAL & LPG	BR6ES	4922	.030"
HB413, HC413, HT413	GAS	B6ES	7432	.036"
HB413, HC413, HT413	NATURAL & LPG	BR6ES	4922	.020"
HB426, HC426	GAS	B6ES	7432	.036"
HB426, HC426	NATURAL & LPG	BR6ES	4922	.020"



Denotes Original Equipment

^ Available in Blister Pack (see page 6)

Note: Due to different operating or engine conditions an alternate heat range plug maybe required.

MAKE & MODEL	ENGINE	REGULAR PLUG	STK#	GAP
CHRYSLER Cont'd				
IND5A, IND6A, IND7A, IND8A	GAS	BR6S	3522	.036"
IND5A, IND6A, IND7A, IND8A	NATURAL & LPG	BR6S	3522	.020"
IND12A	GAS	BR6S	3522	.036"
IND13, IND13A	GAS	BR6S	3522	.036"
IND13, IND13A	NATURAL & LPG	BR6S	3522	.020"
IND14, IND14A	GAS	BR6S	3522	.036"
IND14, IND14A	NATURAL & LPG	BR6S	3522	.020"
IND15	NATURAL & LPG	BR6S	3522	.020"
IND15, IND15A	GAS	BR6S	3522	.036"
IND16A	NATURAL & LPG	BR6S	3522	.020"
IND16A, IND18A, IND19A, IND19B	GAS	BR6S	3522	.036"
IND20A, IND23A, IND24A	GAS	BR6S	3522	.036"
IND30, IND31, IND32, IND33, IND38	GAS	BR6S	3522	.036"
IND30, IND31, IND32, IND33, IND38	NATURAL & LPG	BR6S	3522	.020"
IND52, IND54	GAS	BR6S	3522	.036"
IND53	GAS	BR6ES	4922	.036"
IND56, IND56A	GAS	BR5ES	5866	.036"
IND908A, IND931	GAS	BR6S	3522	.036"
IND908A, IND931	NATURAL & LPG	BR6S	3522	.020"
L360 (1977-1978)	GAS	BPR5ES SLD	4006	.036"
LH318 (1977-1978)	GAS	BPR5ES SLD	4006	.036"
LH360 (1977-1978)	GAS	BPR5ES SLD	4006	.036"
LH378	GAS	BP5ES	7832	.036"
LT318	GAS	A6FS	2210	.036"
MOTOR HOME (1973-1975)	GAS (440-3)	UR5	2771	.036"
CLIMAX				
BLUE STREAK C-16	GAS 14MM HDS.	B6S	3510	.025"
C46, C66, C96, C133	GAS	AB-6	2910	.025"
CE101, CE106, CE264	GAS	AB-6	2910	.015"
CE46, CE66, CE81, CE96	GAS	AB-6	2910	.025"
N-4B	GAS 18MM HDS.	B6S	3510	.025"
N-4B	NATURAL GAS 14MM HDS.	B6S	3510	.025"
R4U, R6U, R8U	GAS 18MM HDS.	AB-6	2910	.015"
R8B-1	GAS 18MM HDS.	AB-6	2910	.015"
R41, R61, R81	GAS 18MM HDS.	AB-6	2910	.015"
RB1	GAS	AB-6	2910	.015"
T, U	GAS	AB-6	2910	.015"
V-80, V84	GAS	AB-6	2910	.015"
V-122, V-125	GAS	AB-6	2910	.015"
CONTINENTAL				
700, 800, 900, 1100, 1200	GAS	B6S	3510	.025"
AA, AC, AD, AU, AV, AW	GAS	B6S	3510	.025"
B371	GAS	AB-6	2910	.025"
B371, B427	NATURAL & LPG	AB-6	2910	.020"
B405, B427	GAS	AB-6	2910	.025"
B6371, B6405, B6427	GAS	AB-6	2910	.025"
E223	GAS	AB-6	2910	.025"
E223	NATURAL & LPG	AB-6	2910	.020"
F06226	GAS	BP5ES	7832	.030"
F124, F135, F140, F162, F163, F186	GAS	AB-6	2910	.025"

MAKE & MODEL	ENGINE	REGULAR PLUG	STK#	GAP
CONTINENTAL Cont'd				
F124, F162, F226, F244	NATURAL & LPG	AB-6	2910	.020"
F209, F226, F227, F244, F245	GAS	AB-6	2910	.025"
F602	GAS	AB-6	2910	.025"
F4124, F4140, F4162, F4163	GAS	AB-6	2910	.025"
F6226, F6227, F6244, F6245	GAS	AB-6	2910	.025"
G134, G157, G176, G193	GAS	AB-6	2910	.025"
G193	NATURAL & LPG	B6S	3510	.020"
H227, H243, H260, H277	GAS	AB-6	2910	.025"
H260, H277	NATURAL & LPG	AB-6	2910	.020"
J382, J403	GAS	AB-6	2910	.025"
J382, J403	NATURAL & LPG	AB-6	2910	.020"
K6271	GAS 14MM HDS.	B6S	3510	.025"
K6271	GAS 18MM HDS.	AB-6	2910	.025"
K6290	GAS 14MM HDS.	B6S	3510	.025"
K6298	GAS 14MM HDS.	B6S	3510	.025"
K6298	GAS 18MM HDS.	AB-6	2910	.025"
K6330	GAS 14MM HDS.	B6S	3510	.025"
K6330	GAS 18MM HDS.	AB-6	2910	.025"
K6363	GAS 14MM HDS.	B6S	3510	.025"
K6363	GAS 18MM HDS.	AB-6	2910	.025"
L478, L6478	GAS	B6S	3510	.025"
M271, M290, M330, M363	GAS	AB-6	2910	.025"
M271, M290, M330, M363	NATURAL & LPG	AB-6	2910	.020"
M6271, M6290, M6330, M6363	GAS	AB-6	2910	.025"
N56, N62, NA62	GAS	AB-6	2910	.025"
N4062	GAS	AB-6	2910	.025"
OS202	GAS	AB-6	2910	.025"
R11, R14, R17	GAS	BPR6HS	7022	.025"
R513, R572	GAS	AB-6	2910	.025"
R513, R572, R602	NATURAL & LPG	AB-6	2910	.020"
R688-46, R800-46, R810-46, R839-46	GAS	BP6HS	7331	.025"
R6513	GAS 14MM HDS.	B6S	3510	.025"
R6513	GAS 18MM HDS.	AB-6	2910	.025"
R6572	GAS 14MM HDS.	B6S	3510	.025"
R6572	GAS 18MM HDS.	AB-6	2910	.025"
R6602	GAS 14MM HDS.	B6S	3510	.025"
R6602	GAS 18MM HDS.	AB-6	2910	.025"
RS542	GAS	AB-6	2910	.025"
S749, S820	GAS	AB-6	2910	.025"
S749, S820	NATURAL & LPG	AB-6	2910	.020"
S6749, S6820	GAS	AB-6	2910	.025"
T247, T371	NATURAL & LPG	AB-6	2910	.020"
T247, T371, T372	GAS	AB-6	2910	.025"
T6371, T6471	GAS	AB-6	2910	.025"
TC56	GAS	AB-6	2910	.025"
TM13, TM20, TM27	GAS	BPR6ES SLD	4008	.025"
TS415	GAS	AB-6	2910	.025"
U501	GAS	AB-6	2910	.025"
U501	NATURAL & LPG	AB-6	2910	.020"
U6501	GAS 14MM HDS.	B6S	3510	.025"
U6501D)	GAS 18MM HDS.	AB-6	2910	.025"
V8603	GAS	B6S	3510	.025"

Commercial Engines

Denotes Original Equipment

^ Available in Blister Pack (see page 6)

Note: Due to different operating or engine conditions an alternate heat range plug maybe required.

MAKE & MODEL	ENGINE	REGULAR PLUG	STK#	GAP
CONTINENTAL Cont'd				
Y69, Y91, Y112	GAS	AB-6	2910	.025"
Y69, Y91, Y112	NATURAL & LPG	AB-6	2910	.020"
Y4091, Y4112	GAS	AB-6	2910	.025"
Z106, Z120, Z129, Z134, ZA120	GAS	AB-6	2910	.025"
Z129, Z134	NATURAL & LPG	AB-6	2910	.020"
DECO-GRAND				
DE2, DE2R,		B6S	3510	.025"
DE3, DE3R		B6S	3510	.025"
DE7R		B6S	3510	.025"
DEA8		B6S	3510	.025"
IXLB		BR6S	3522	.025"
DEVILBISS				
	5.0HP BRIGGS & STRATTON	BR2-LM SLD	3841	.030"
	5.0HP TECUMSEH	BR2-LM SLD	3841	.030"
	5.5HP TECUMSEH	BR2-LM SLD	3841	.030"
DOOSAN				
	GK12 CNG	---	---	.024"
ECHO				
HDTP-2001		BR6HS ^	3922	.025"
HDTP-3001		BR6HS ^	3922	.025"
REC 600		BPM7A	7321	.024"
TP-2000		BPM4A	5928	.025"
TP-2001		BR6HS ^	3922	.025"
TP-3000		BR6HS ^	3922	.025"
TP-3001		BR6HS ^	3922	.025"
WP-1000		BPM7A	7321	.025"
WP-1500		BPM4A	5928	.025"
WP-2000		BR6HS ^	3922	.025"
WP-2001		BR6HS ^	3922	.025"
WP-2500		BPM4A	5928	.025"
WP-3000		BR6HS ^	3922	.025"
ECHO (KIORITZ)				
F-3T		BM6A SLD	6021	.025"
G-1AK		BM6A SLD	6021	.025"
KEH202D		BM6A SLD	6021	.025"
SV2		BM6A SLD	6021	.025"
EFCO				
PA 1030 EMAK ENGINE		BPM7A	7321	.024"
PA 1040 EMAK ENGINE		BPM7A	7321	.024"
PA 1100 EMAK ENGINE		BPM7A	7321	.024"
PC 1050 EMAK ENGINE		BPM7A	7321	.024"
E-Z-GO/TEXTRON				
4-CADDY	295cc EH29C GAS PULSE PUMP	BPR4ES SLD ^	6578	.030"
6 X 804	295cc EH29C GAS PULSE PUMP	BPR4ES SLD ^	6578	.030"
6 X 804	350cc EH35C GAS PULSE PUMP	BPR5ES SLD	4006	.030"
6 X 810	295cc EH29C GAS PULSE PUMP	BPR4ES SLD ^	6578	.030"

MAKE & MODEL	ENGINE	REGULAR PLUG	STK#	GAP
E-Z-GO/TEXTRON Cont'd				
6 X 810	350cc EH35C GAS PULSE PUMP	BPR5ES SLD	4006	.030"
6 X 875	350cc EH35C GAS PULSE PUMP	BP5ES	7832	.030"
6 X 1500	782cc P220GI	TR5	2238	.025"
PC952, PC954, PC956	350cc EH35C GAS PULSE PUMP	BPR5ES SLD	4006	.030"
FAGEOL				
FTC180	GAS & LP	B6S	3510	.025"
FTC200, FTC210	GAS & LP	B6S	3510	.025"
FAIRBANKS MORSE				
IB		AB-6	2910	.025"
OTC, RSC, TLC		B6S	3510	.025"
FERGUSON				
AHO-60		AB-6	2910	.025"
FORD				
	67, 98, 104 CU IN	BPR6ES SLD	4008	.028"
	79, 140 CU IN	TR5	2238	.036"
	91, 120, 134, 172, 192 CU IN	B-6L	3212	.025"
	144, 170, 223, 272 CU IN	WR5	2438	.036"
	158, 175, 201, 256 CU IN	B5ES	6410	.025"
	200, 240, 250, 262, 292 CU IN	AR6FS	3323	.030"
	300, 330, 332, 361 CU IN	AR6FS	3323	.030"
	302, 351, 370, 429, 460 CU IN	UR5	2771	.036"
	391, 401, 477, 534 CU IN	AR6FS	3323	.030"
	Note: CNG & LPG MODELS: SET .020" GAP.	---	---	---
FRANKLIN				
4CHO-150		B-4	3210	.025"
4CHO-171		B-4	3210	.025"
6A-400	14MM HDS.	B6S	3510	.025"
6A-400	18MM HDS.	AB-6	2910	.025"
FUJI ROBIN				
EC01		BM7A ^	6521	.024"
EC01A		BM7A ^	6521	.028"
EC01ER		BM7A ^	6521	.028"
EC01R		BM7A ^	6521	.028"
EC02		BM7A ^	6521	.024"
EC02 ER		BM7A ^	6521	.028"
EC03		B7HS	5110	.024"
EC03 ER		BPM7A	7321	.028"
EC03 F		BM7A ^	6521	.028"
EC03-2		B7HS	5110	.024"
EC03-2E		B7HS	5110	.024"
EC03E		BPM7A	7321	.028"
EC04		BR7HS ^	4122	.024"
EC04-3E		BR7HS ^	4122	.024"
EC04E		BPM7A	7321	.028"
EC04ER		BPM7A	7321	.028"
EC05		BR6HS ^	3922	.024"



Denotes Original Equipment
 ^ Available in Blister Pack (see page 6)

Note: Due to different operating or engine conditions an alternate heat range plug maybe required.

MAKE & MODEL	ENGINE	REGULAR PLUG	STK#	GAP
FUJI ROBIN Cont'd				
EC05 M		BM7A ^	6521	.028"
EC05-2B		BR6HS ^	3922	.024"
EC05-2D		BR6HS ^	3922	.024"
EC05-2D		BR6HS ^	3922	.024"
EC06		BR6HS ^	3922	.028"
EC06AB		BR6HS ^	3922	.024"
EC06AD		BR6HS ^	3922	.024"
EC06B		BR6HS ^	3922	.024"
EC06D		BR6HS ^	3922	.024"
EC07		BR6HS ^	3922	.024"
EC07-2B		BR6HS ^	3922	.024"
EC07-2D		BR6HS ^	3922	.024"
EC08B		BR7HS ^	4122	.024"
EC08D		BR7HS ^	4122	.024"
EC022 G		BM7A ^	6521	.028"
EC022GR		BM7A ^	6521	.024"
EC025 G		BM7A ^	6521	.028"
EC025E		BPM7A	7321	.028"
EC025GR		BM7A ^	6521	.024"
EC02EHR		BM7A ^	6521	.024"
EC10 (... / D / B)		B-4H	4110	.028"
EC10H		B-4	3210	.024"
EC10T		B6S	3510	.024"
EC12		BM6A SLD	6021	.024"
EC12D		BM6A SLD	6021	.024"
EC13		BM6A SLD	6021	.024"
EC13V		BM6A SLD	6021	.024"
EC16		B5HS	4210	.024"
EC17		B-4H	4110	.024"
EC17B		B-4H	4110	.024"
EC17D		B-4H	4110	.024"
EC17DS		B-4H	4110	.024"
EC21		B-4H	4110	.024"
EC25		B6HS	7534	.024"
EC25D		BR6HS ^	3922	.024"
EC35K		B-4H	4110	.024"
EC37D		B6HS	7534	.024"
EC37DS		B6HS	7534	.024"
EC252DD CDI		BR6HS ^	3922	.024"
EC252DS		BR6HS ^	3922	.024"
EH11		BPR6ES ^	7131	.024"
EH12 (... / D / B)		B6HS	7534	.028"
EH12BS		BR6ES	4922	.024"
EH12DS		BR6ES	4922	.024"
EH15		BPR6ES ^	7131	.024"
EH17BS		BR6HS ^	3922	.024"
EH17DS		BR6HS ^	3922	.024"
EH18-VX		B6HS	7534	.024"
EH21		BPR6ES ^	7131	.024"
EH25 (... / D / B)		B6HS	7534	.028"
EH25BS		BR6HS ^	3922	.024"
EH25DS		BR6HS ^	3922	.024"
EH30BS		BR6ES	4922	.024"
EH30DS		BR6ES	4922	.024"
EH30V		BPR6ES SLD	4008	.024"
EH30VS		BPR6ES SLD	4008	.024"

MAKE & MODEL	ENGINE	REGULAR PLUG	STK#	GAP
FUJI ROBIN Cont'd				
EH34BS		B6ES	7432	.024"
EH34DS		B6ES	7432	.024"
EH34V		BPR6ES SLD	4008	.024"
EH34VS		BPR6ES SLD	4008	.024"
EH43V		BPR6ES SLD	4008	.024"
EH43VS		BPR6ES SLD	4008	.024"
EHR / F / G		BM7A ^	6521	.028"
EW182D-L		BPR6ES SLD	4008	.024"
EY08 (... / D / B)		BM4A SLD	4000	.028"
EY08BN		BMR4A SLD	4004	.024"
EY10		B6HS	7534	.028"
EY10		B6HS	7534	.024"
EY10B		B6HS	7534	.024"
EY10D		B6HS	7534	.024"
EY12W		B6HS	7534	.024"
EY13		B6HS	7534	.028"
EY13-2D		B6HS	7534	.024"
EY13-B		B6HS	7534	.024"
EY14		B6HS	7534	.028"
EY14B		B6HS	7534	.024"
EY14D		B6HS	7534	.024"
EY15		B6HS	7534	.024"
EY150		B6HS	7534	.028"
EY15-2B		BR6HS ^	3922	.024"
EY15DS		BR6HS ^	3922	.024"
EY18		B6HS	7534	.028"
EY18-2		BR6HS ^	3922	.024"
EY18-2 B		BR6HS ^	3922	.024"
EY18-3		B6HS	7534	.024"
EY18-3D		BR6HS ^	3922	.024"
EY18W		B6HS	7534	.024"
EY20		B6HS	7534	.028"
EY20		B6HS	7534	.024"
EY20B		BR6HS ^	3922	.024"
EY20BS		BR6HS ^	3922	.024"
EY20D		BR6HS ^	3922	.024"
EY20DS		BR6HS ^	3922	.024"
EY20V		B6HS	7534	.024"
EY21		B-4H	4110	.028"
EY21AS		BPR4HS	7823	.024"
EY21AS-C		BPR4HS	7823	.024"
EY21AS-CR		BPR4HS	7823	.024"
EY21AS-R		BPR4HS	7823	.024"
EY23BS		BPR4HS	7823	.024"
EY23DS		BPR4HS	7823	.024"
EY25		B6HS	7534	.028"
EY25		B6HS	7534	.024"
EY25B		B6HS	7534	.024"
EY25D		B6HS	7534	.024"
EY25W (GASOLINE)		B6HS	7534	.024"
EY25W (KEROSENE)		B5HS	4210	.024"
EY27		B6HS	7534	.028"
EY27-2D		B6HS	7534	.024"
EY27-B		B6HS	7534	.024"
EY27W		B5HS	4210	.024"
EY28		BP6HS	7331	.024"

Commercial Engines

Denotes Original Equipment

^ Available in Blister Pack (see page 6)

Note: Due to different operating or engine conditions an alternate heat range plug maybe required.

MAKE & MODEL	ENGINE	REGULAR PLUG	STK#	GAP
FUJI ROBIN Cont'd				
EY28 (... / D / B)		BP6HS	7331	.028"
EY28BS		BP6HS	7331	.024"
EY28DS		BP6HS	7331	.024"
EY33		B6HS	7534	.028"
EY33-2K		B5HS	4210	.024"
EY35		B6HS	7534	.028"
EY35B		BPR4HS	7823	.024"
EY35BS		BPR4HS	7823	.024"
EY35D		BPR4HS	7823	.024"
EY35DS		BPR4HS	7823	.024"
EY40		B6HS	7534	.028"
EY40B		BPR4HS	7823	.024"
EY40BS		BPR4HS	7823	.024"
EY40D		BPR4HS	7823	.024"
EY40DS		BPR4HS	7823	.024"
EY40K		B-4H	4110	.024"
EY44		B6HS	7534	.028"
EY44		B-4H	4110	.024"
EY44-2D		B6HS	7534	.024"
EY44-B		B6HS	7534	.024"
EY44-BS		B6HS	7534	.024"
EY44-DS		B6HS	7534	.024"
EY45V		BPM6Y	4562	.024"
EY80AS		BPR4HS	7823	.024"
EY80AS-C		BPR4HS	7823	.024"
EY80AS-CR		BPR4HS	7823	.024"
EY80AS-R		BPR4HS	7823	.024"
FA51		B6S	3510	.024"
FG14 III		B6HS	7534	.024"
KE51		B6S	3510	.024"
KH51		B6S	3510	.024"
KM51		B7S	3710	.024"
KM61		B7S	3710	.024"
SD04		B7HS	5110	.025"
SD04-2B		B7HS	5110	.025"
SD06		B6HS	7534	.025"
SD06-B		B6HS	7534	.025"
SP06B		B6HS	7534	.025"
GENERAL MOTORS				
	GAS 305, 351, 401 CU IN	B7ES	1111	.025"
	GAS 478, 702 CU IN	B7ES	1111	.025"
	LPG 401, 478, 702 CU IN	B8ES	2411	.025"
GLADDEN				
ALL MODELS		B6S	3510	.025"
GRAY				
POWER UNIT AU-7		B6S	3510	.025"
HALL SCOTT				
136, 180, 190, 504 (EXHAUST)	GAS UNSHIELDED	AB-6	2910	.022"
400-0 (EXHAUST)	NATURAL & LPG	AB-8	7909	.020"
440, 2269-0, 1091-OS (EXHAUST)	GAS UNSHIELDED	AB-6	2910	.022"
470 (EXHAUST)	NATURAL & LPG	AB-8	7909	.020"
470 (INTAKE)	NATURAL & LPG	AB-6	2910	.020"

MAKE & MODEL	ENGINE	REGULAR PLUG	STK#	GAP
HALL SCOTT Cont'd				
480 (EXHAUST)	NATURAL & LPG	AB-8	7909	.020"
480 (INTAKE)	NATURAL & LPG	AB-6	2910	.020"
590 SERIES	GAS UNSHIELDED	B6S	3510	.025"
590 SERIES	NATURAL & LPG	B7S	3710	.015"
855 (EXHAUST)	GAS UNSHIELDED	AB-8	7909	.022"
855 (EXHAUST)	NATURAL & LPG	AB-8	7909	.020"
855 (INTAKE)	GAS UNSHIELDED	AB-6	2910	.022"
855 (INTAKE)	NATURAL & LPG	AB-6	2910	.020"
935 (EXHAUST)	GAS UNSHIELDED	AB-8	7909	.022"
935 (EXHAUST)	NATURAL & LPG	AB-8	7909	.020"
935 (INTAKE)	GAS UNSHIELDED	AB-6	2910	.022"
935 (INTAKE)	NATURAL & LPG	AB-6	2910	.020"
1091B1 (EXHAUST)	GAS UNSHIELDED	AB-8	7909	.022"
1091B1 (INTAKE)	GAS UNSHIELDED	AB-6	2910	.022"
6156 (EXHAUST)	NATURAL & LPG	AB-8	7909	.025"
6156 (INTAKE)	NATURAL & LPG	AB-6	2910	.025"
6156B1 (EXHAUST)	GAS UNSHIELDED	AB-8	7909	.022"
6156B1 (INTAKE)	GAS UNSHIELDED	AB-6	2910	.022"
6182 (EXHAUST)	NATURAL & LPG	AB-8	7909	.025"
6182 (INTAKE)	NATURAL & LPG	AB-6	2910	.025"
ALL OTHER 18MM HDS.	GAS UNSHIELDED	AB-6	2910	.025"
HERCULES				
149H, 169H, 198AH	GAS	BR6S	3522	.025"
1440	GAS	XR5	3332	.025"
C2-90D	GAS	BR6S	3522	.025"
CV4-180, CV4-180ER	GAS	BR6S	3522	.025"
G SERIES: 1400	GAS	BR6S	3522	.033"
G SERIES: 1500	GAS	BR6S	3522	.030"
G SERIES: 1600	GAS	BR6S	3522	.033"
G SERIES: 1700	GAS	BR6S	3522	.030"
G SERIES: 2000	GAS	BR6S	3522	.030"
G SERIES: 2300	GAS	BR6S	3522	.030"
G SERIES: 298H	GAS	B6S	3510	.030"
G SERIES: 3000	GAS	BR6S	3522	.030"
G SERIES: 3400	GAS	BR6S	3522	.030"
G SERIES: 3400	GAS MAGNETO IGNITION	B6S	3510	.025"
GO	GAS	BR6S	3522	.025"
GO3, GO4, GO6	GAS	BR6S	3522	.025"
GO SERIES: 226	GAS	BR6S	3522	.025"
GO SERIES: 226AH	GAS	BR6S	3522	.025"
GO SERIES: 298	GAS	BR6S	3522	.025"
GO SERIES: 339	GAS	BR6S	3522	.025"
GTA 3.7	GAS	BKR6ES	6364	.025"
GTA 5.6	GAS	BKR6ES	6364	.025"
HSE	GAS	AB-6	2910	.025"
HXLEF	GAS	AB-6	2910	.025"
IXA	GAS	BR6S	3522	.025"
IXB	GAS	B-4	3210	.025"



Denotes Original Equipment

^ Available in Blister Pack (see page 6)

Note: Due to different operating or engine conditions an alternate heat range plug maybe required.

MAKE & MODEL	ENGINE	REGULAR PLUG	STK#	GAP
HERCULES Cont'd				
IXBER	GAS	BR6S	3522	.025"
JX4C, JX4S	GAS	BR6S	3522	.025"
JX5LD	GAS	BR6S	3522	.025"
JXC	GAS 14MM HDS.	BR6S	3522	.025"
JXC	GAS 18MM HDS.	AB-6	2910	.025"
JXD, JXLDER	GAS	BR6S	3522	.025"
JXLD	GAS 14MM HDS.	BR6S	3522	.025"
JXLD	GAS 18MM HDS.	AB-6	2910	.025"
L-237	GAS	BR6S	3522	.025"
NXB	GAS	BR6S	3522	.025"
QXB, QXC, QXD, QXLD	GAS	BR6S	3522	.025"
RXC, RXLDH	GAS	BR6S	3522	.025"
WXLC	GAS	BR6S	3522	.025"
HOFFCO				
POWERHEAD	POWER PROD AV52	BM6A SLD	6021	.030"
POWERHEAD	TECUMSEH	B6S	3510	.030"
HOMELITE				
8S		B6S	3510	.025"
9S3-1		BR6S	3522	.025"
20DPS-1		B6S	3510	.025"
20S1-1A		B6S	3510	.025"
20S2-1A		B6S	3510	.025"
36S 37S		BR6S	3522	.025"
110S-1		B2-LM	1147	.025"
110S-2		B2-LM	1147	.025"
110SU-1		B2-LM	1147	.025"
110SU-2		B2-LM	1147	.025"
111DP2-1A		B2-LM	1147	.025"
111DP3-1A		B2-LM	1147	.025"
111S2		B2-LM	1147	.025"
120S3		B2-LM	1147	.025"
120TP3		B2-LM	1147	.025"
121TP2-1C		B2-LM	1147	.025"
160TP4-1C		BKR5ES	2460	.025"
250S2		B6S	3510	.025"
250TP2		B6S	3510	.025"
270S2-1		BM6A SLD	6021	.025"
270TP2-1P P		BM6A SLD	6021	.025"
AP125		B2-LM	1147	.025"
AP215		B2-LM	1147	.025"
AP220		B2-LM	1147	.025"
AP315		B2-LM	1147	.025"
AP320		B2-LM	1147	.025"
AP520		B2-LM	1147	.025"
FP150		BM7A ^	6521	.025"
FP250		BMR6A ^	7421	.025"
M250DP3		BR6S	3522	.025"
HONDA				
WA15	2.2HP G100	BMR4A SLD	4004	.025"
WA 20 CDI IGNITION		BP4HS-10	5011	.040"
WA 20 MAGNETO IGNITION		BR4HS	3322	.024"
WA20K1	3.5HP G150	BR4HS	3322	.025"
WA20X	3.5HP GX110	BPR6ES SLD	4008	.028"
WA 30 CDI IGNITION		BP4HS-10	5011	.040"

MAKE & MODEL	ENGINE	REGULAR PLUG	STK#	GAP
HONDA Cont'd				
WA30X	5.0HP GX140	BPR6ES SLD	4008	.028"
WB 10		BMR4A SLD	4004	.024"
WB 15		BMR4A SLD	4004	.024"
WB15	2.2HP G100K1	BMR4A SLD	4004	.025"
WB15	2.2HP G100K2	BMR4A SLD	4004	.025"
WB20T	3.5HP G150	BP4HS-10	5011	.040"
WB20X	3.5HP GX110	BPR6ES SLD	4008	.028"
WB20XK	1 4.0HP GX120K1	BPR6ES SLD	4008	.028"
WB20XK	2 4.0HP GX120K1	BPR6ES SLD	4008	.028"
WB20XK	2 5.5HP GX160 K1	BPR6ES SLD	4008	.028"
WB30	7.0HP G300	BPR6ES ^	7131	.030"
WB30T	5.0HP G200	BP4HS-10	5011	.040"
WB30X	5.0HP GX140	BPR6ES SLD	4008	.028"
WB30XK	1 5.5HP GX160K1	BPR6ES SLD	4008	.028"
WD20X	3.5HP GX110	BPR6ES SLD	4008	.028"
WD20XK	1 4.0HP GX120K1	BPR6ES SLD	4008	.028"
WD30X	5.0HP GX140	BPR6ES SLD	4008	.028"
WD30XK	1 5.5HP GX160K1	BPR6ES SLD	4008	.028"
WDP20X	4.0HP GX120K1	BPR6ES SLD	4008	.028"
WDP20XT	4.0HP GX120T1	BPR6ES SLD	4008	.028"
WDP30X	4.0HP GX120K1	BPR6ES SLD	4008	.028"
WDP30XT	4.0HP GX120T1	BPR6ES SLD	4008	.028"
WH 15 X		BPR6ES SLD	4008	.028"
WH 20 X		BPR6ES SLD	4008	.028"
WH15XK1	4.0HP GX120K1	BPR6ES SLD	4008	.028"
WH20XK1	5.5HP GX160K1	BPR6ES SLD	4008	.028"
WMP20X	5.5HP GX160	BPR6ES SLD	4008	.028"
WN20	4.5HP GC135	BPR6ES SLD	4008	.030"
WN30	5.5HP GC160	BPR6ES SLD	4008	.030"
WP20X	4.0HP GX120K1	BPR6ES SLD	4008	.028"
WP30X	5.5HP GX160K1	BPR6ES SLD	4008	.028"
WT 20 X		BPR6ES SLD	4008	.028"
WT 30 CDI IGNITION		BP4HS-10	5011	.040"
WT 30 X		BPR6ES SLD	4008	.028"
WT 40 EGX 340, CDI IGNITION		BPR6ES-11	7133	.044"
WT20	5.0HP G200	BR4HS	3322	.025"
WT20X	5.0HP GX140	BPR6ES SLD	4008	.028"
WT20XK1	5.0HP GX140	BPR6ES SLD	4008	.028"
WT20XK2	5.5HP GX160K1	BPR6ES SLD	4008	.028"
WT20XK3	5.5HP GX160K1	BPR6ES SLD	4008	.028"
WT30	7.0HP G300	BR4HS	3322	.025"
WT30X	8.0HP GX240	BPR5ES SLD	4006	.028"
WT30XK1	8.0HP GX240	BPR6ES SLD	4008	.028"
WT30XK2	8.0HP GX240K1	BPR6ES SLD	4008	.028"
WT30XK3	8.0HP GX240K1	BPR6ES SLD	4008	.028"
WT40 X 1	1.0HP GX340	BPR6ES-11	7133	.044"
WT40 X E	GX 340, CDI IGNITION	BPR6ES-11	7133	.044"
WT40XK1	11.0HP GXV340K1	BPR6ES SLD	4008	.028"
WT40XK2	11.0HP GXV340K1	BPR6ES SLD	4008	.028"
WX10	1.5HP GX31	CR5HSB ^	6535	.025"
WX15	2.5HP GXH50	CR5HSB ^	6535	.025"

Commercial Engines

Denotes Original Equipment

^ Available in Blister Pack (see page 6)

Note: Due to different operating or engine conditions an alternate heat range plug maybe required.

MAKE & MODEL	ENGINE	REGULAR PLUG	STK#	GAP
ILO - MOTOREN				
L 35		B6HS	7534	.020"
L 92		B6HS	7534	.020"
L 101		B6HS	7534	.020"
L 125		B6HS	7534	.020"
L 152		B6HS	7534	.020"
L 197		B6HS	7534	.020"
L 252		B6HS	7534	.020"
L 372		B6HS	7534	.020"
INGERSOLL				
	9.5HP KAWASAKI FE290D	BPR5ES SLD	4006	.028"
	11.5HP KAWASAKI FE350D	GR4	2635	.028"
INTERNATIONAL				
	Note: CNG & LPG MODELS: SET .018" GAP.	---	---	---
282		B6S	3510	.030"
C-152, C-196		XR5	3332	.036"
C-304, C-345, C-392		XR5	3332	.036"
C-446		TR5	2238	.036"
C-537		BPR5ES SLD	4006	.030"
C-605		BPR5ES SLD	4006	.030"
T340		AB-6	2910	.025"
U220, U240, U269, U308, U372, U501		B6S	3510	.030"
UB220, UB240, UB264, UB308		B6S	3510	.030"
UR392, UR450, UR501		B6S	3510	.030"
UV266, UV304, UV345		B6S	3510	.030"
UV401, UV450, UV461		B6S	3510	.030"
UV549		B6S	3510	.030"
IRON HORSE				
A10, A13	2-STROKE	B-4	3210	.030"
AR	4-STROKE	B6S	3510	.030"
AX400 SERIES	4-STROKE	B6S	3510	.030"
C10	2-STROKE	B-4	3210	.030"
FH1000	2-STROKE	B-4	3210	.030"
GH1200	2-STROKE	B-4	3210	.030"
LP	2-STROKE	B-4	3210	.030"
JLO-ROCKWELL				
G49		B6HS	7534	.020"
GA50		B6HS	7534	.020"
L35		B6HS	7534	.020"
L77		B6HS	7534	.020"
L101		AB-7	3010	.020"
L152		AB-7	3010	.020"
L197		AB-7	3010	.020"
L252		AB-7	3010	.020"
L292, L297		AB-7	3010	.020"
L372		AB-7	3010	.020"
LV298		B6HS	7534	.020"
MM25		B6HS	7534	.020"
MM40		B6HS	7534	.020"
V49		B6HS	7534	.020"

MAKE & MODEL	ENGINE	REGULAR PLUG	STK#	GAP
JOHN DEERE				
92	GAS	B-6L	3212	.025"
92	NATURAL & LPG	B-6L	3212	.015"
115, 145, 165	GAS	B-6L	3212	.025"
115, 145, 165	NATURAL & LPG	B-6L	3212	.015"
217, 232	GAS	B-6L	3212	.025"
217, 232	NATURAL & LPG	B-6L	3212	.015"
232	GAS	B-6L	3212	.025"
341	GAS	AB-6	2910	.025"
400	GAS	AB-6	2910	.025"
500	GAS	AB-6	2910	.025"
LUC, LUH, LUS, LUW	GAS	B-6L	3212	.025"
LUC, LUH, LUS, LUW	NATURAL & LPG	B-6L	3212	.015"
TA92	GAS	B-6L	3212	.025"
TA92	NATURAL & LPG	B-6L	3212	.015"
TA145	GAS	B-6L	3212	.025"
TA145	NATURAL & LPG	B-6L	3212	.015"
TA217	GAS	B-6L	3212	.025"
TA217	NATURAL & LPG	B-6L	3212	.015"
TB92	GAS	B-6L	3212	.025"
TB92	NATURAL & LPG	B-6L	3212	.015"
JONSERED				
WP25		BPM6Y	4562	.020"
KAWASAKI				
FA76		BP4HS	3611	.028"
FA130		BP4HS	3611	.028"
FA210		BP4HS	3611	.028"
KWN10A TF22H	2-STROKE	BM7A ^	6521	.028"
KWN20A FE120D	4-STROKE OHV	GR4	2635	.028"
KWN30A FE170D	4-STROKE OHV	GR4	2635	.028"
KOHLER				
SD04-2B		B7HS	5110	.025"
SD06		B5HS	4210	.025"
SD06-B		B5HS	4210	.025"
SDE04		B7HS	5110	.025"
SDT250		BM6A SLD	6021	.025"
SDT400		BM6A SLD	6021	.025"
SP06B		B5HS	4210	.025"
KOMATSU				
	MITSUBISHI GAS ENGINE	FR2B-D	1598	.032"
KOMATSU ZENOAH				
EC041ETR		BPM6Y	4562	.025"
EC04ER		BPM6Y	4562	.025"
PE 250	2-STROKE, 1- CYL.	BM7A ^	6521	.024"
PE 400	2-STROKE, 1- CYL.	B5HS	4210	.024"
SDE041		BPM6Y	4562	.025"
KUBOTA				
AT25	GS90V	BR4HS	3322	.028"
AT55	GA200	BR4HS	3322	.028"
AT70S	GS280	BR4HS	3322	.028"
D722-B-F-KING-1	D722	YA01	5727	---
FRT50	GS200	B-4H	4110	.028"
FRT70	GS280	B-4H	4110	.028"
H1302	GS200	BP4HS-10	5011	.040"
HE20	GN100	B-4H	4110	.024"



Denotes Original Equipment

^ Available in Blister Pack (see page 6)

Note: Due to different operating or engine conditions an alternate heat range plug maybe required.

MAKE & MODEL	ENGINE	REGULAR PLUG	STK#	GAP
KUBOTA Cont'd				
HE22A	GS120	BP4HS-10	5011	.040"
HF20	GS130	BP6HS	7331	.024"
HF32	GS150	BP4HS-10	5011	.040"
HF52	GS170	BP4HS-10	5011	.040"
HH500	GN250	B-4H	4110	.024"
HS5, HS6	GS230-2MI	BPR4HS-10	5024	.040"
KX101	V1902-BH	Y-106V	6926	---
KX151	V1902-BH	Y-106V	6926	---
RH400	GS230	BP4HS-10	5011	.040"
RH500	GS280	BP4HS-10	5011	.040"
T150, T250, T350	GS130	BP4HS-10	5011	.040"
T2	GN100	B-4H	4110	.024"
T5, T6, T7	GN250	B-4H	4110	.024"
TF35	GS150	BPR4HS-10	5024	.040"
TF45, TF55	GS110	BPR4HS-10	5024	.040"
T400	GS160	BP4HS-10	5011	.040"
T402	GS230	B-4H	4110	.024"
T450, T550	GS160	BP4HS-10	5011	.040"
T602	GS280	B-4H	4110	.024"
T650	GN250	B-4H	4110	.024"
T702	GS280	B-4H	4110	.028"
T720, T750	GN250	B-4H	4110	.024"
T850	GS280	B-4H	4110	.028"
TD700	OC62	Y-709R	3238	---
TG600	GH170	BP6HS	7331	.024"
TG800-R	GH250	BP6HS	7331	.024"
TMA31	GS130	BP4HS-10	5011	.040"
TX120	GS120	BP4HS-10	5011	.040"
TX300	GS150	BP4HS-10	5011	.040"
TX400	GS160	BP4HS-10	5011	.040"
TX500	GS200	B-4H	4110	.028"
TX600	GS230	B-4H	4110	.028"
TX700	GS280	B-4H	4110	.028"
TX900	GS330	B-4H	4110	.028"
LEROI				
2877D	GAS 18MM HDS.	AB-6	2910	.025"
A114	NATURAL GAS 14MM HDS.	B-2	3110	.015"
A288	NATURAL GAS 14MM HDS.	B-2	3110	.015"
B45	GAS 18MM HDS.	AB-6	2910	.025"
BV, BX, CT	GAS 18MM HDS.	AB-6	2910	.025"
D91	GAS 18MM HDS.	AB-6	2910	.025"
D123, D133, D140	GAS 18MM HDS.	AB-6	2910	.025"
D140 (OIL WELL PUMP)	GAS 14MM HDS.	B6S	3510	.028"
D140 (OTHER USE)	GAS 14MM HDS.	B-4	3210	.030"
D176 (OIL WELL PUMP)	GAS 14MM HDS.	B-2	3110	.025"
D176 (OTHER USE)	GAS 14MM HDS.	B-4	3210	.030"
D201 (OIL WELL PUMP)	GAS 14MM HDS.	B-2	3110	.025"
D201 (OTHER USE)	GAS 14MM HDS.	B-4	3210	.030"
D201 (W/COMPRESSOR 125RG2)	GAS 14MM HDS.	XR4	5858	.036"
D226 (OIL WELL PUMP)	GAS 14MM HDS.	B-2	3110	.025"
D226 (OTHER USE)	GAS 14MM HDS.	B-4	3210	.030"
D318, D382	GAS 18MM HDS.	AB-6	2910	.025"
D471	GAS 14MM HDS.	B6S	3510	.030"
D471	GAS 18MM HDS.	AB-6	2910	.025"

MAKE & MODEL	ENGINE	REGULAR PLUG	STK#	GAP
LEROI Cont'd				
D1000	GAS 18MM HDS.	AB-6	2910	.025"
F1500	GAS 18MM HDS.	AB-6	2910	.025"
H540	GAS 14MM HDS.	B6S	3510	.030"
H844	GAS 14MM HDS.	B6S	3510	.030"
H2000	GAS 18MM HDS.	AB-6	2910	.025"
K4000	NATURAL GAS 18MM HDS.	AB-6	2910	.025"
L3000, 3460	GAS 18MM HDS.	AB-6	2910	.025"
L3450	NATURAL GAS 18MM HDS.	AB-6	2910	.025"
L4000	GAS 18MM HDS.	AB-6	2910	.025"
RX, RX1, RX1S, RX1SV, RX1V	GAS 18MM HDS.	AB-6	2910	.025"
RXDY	GAS 18MM HDS.	AB-6	2910	.025"
RXO, RXOS, RXOSV	GAS 18MM HDS.	AB-6	2910	.025"
RXS, RXSV	GAS 18MM HDS.	AB-6	2910	.025"
RXV	GAS 18MM HDS.	AB-6	2910	.025"
V	GAS 18MM HDS.	AB-6	2910	.025"
X	GAS 18MM HDS.	AB-6	2910	.025"
LORAIN				
30, 37, 40, 50		AB-6	2910	.025"
LYCOMING				
C2-90		B6S	3510	.030"
CV4-180		B6S	3510	.030"
MAKITA				
EW100R	37.7cc W/ ROBIN ENG.	BPM7A	7321	.020"
EW200R	143cc W/EY15D ROBIN ENG.	B6HS	7534	.025"
EW200TR	183cc W/EY20D ROBIN ENG.	B6HS	7534	.025"
EW300R	183cc W/EY20D ROBIN ENG.	B6HS	7534	.025"
EW300TR	273cc W/EY28D ROBIN ENG.	BP6HS	7331	.024"
EW310TR		B6HS	7534	.025"
EW400TR	388cc W/EY40DROBIN ENG.	BP6HS	7331	.024"
MARUYAMA				
ML23P 22.5CC		BPM6Y	4562	.024"
MAYTAG				
	14MM HDS.	B-2	3110	.025"
MCCULLOCH				
ALL MODELS		B6S	3510	.025"
MINNEAPOLIS-MOLINE				
165-4A(EU)	GAS HI-COMPRESSION	B6S	3510	.025"
165-4A(EU)	GAS LOW-COMPRESSION	AB-6	2910	.030"
165-4A(EU)	NATURAL & LPG	B6S	3510	.020"
165-4A(EU) HOIST ENGINE	GAS HI-COMPRESSION	B-2	3110	.025"
206-4A	GAS HI-COMPRESSION	B6S	3510	.025"
206-4A	GAS LOW-COMPRESSION	AB-6	2910	.030"
206-4A	NATURAL & LPG 14MM HDS.	B6S	3510	.020"
206-4A	NATURAL & LPG 18MM HDS.	AB-8	7909	.015"

Commercial Engines

Denotes Original Equipment

^ Available in Blister Pack (see page 6)

Note: Due to different operating or engine conditions an alternate heat range plug maybe required.

MAKE & MODEL	ENGINE	REGULAR PLUG	STK#	GAP
MINNEAPOLIS-MOLINE Cont'd				
206-4A HOIST ENGINE	GAS HI-COMPRESSION	B-2	3110	.025"
220-4	GAS LOW-COMPRESSION	AB-6	2910	.030"
220-4	NATURAL & LPG	AB-8	7909	.015"
283-4A	GAS LOW-COMPRESSION	AB-6	2910	.030"
283-4A	NATURAL & LPG	AB-8	7909	.015"
336-4A	GAS LOW-COMPRESSION	AB-6	2910	.030"
336-4A	NATURAL & LPG	AB-8	7909	.015"
403-4A, 425-6A	GAS LOW-COMPRESSION	AB-6	2910	.030"
403-4A, 425-6A	NATURAL & LPG	AB-8	7909	.015"
605A-6A, 605B-6A	GAS LOW-COMPRESSION	AB-6	2910	.030"
605A-6A, 605B-6A	NATURAL & LPG	AB-8	7909	.015"
800-6A	GAS LOW-COMPRESSION	AB-6	2910	.030"
800-6A	NATURAL & LPG	AB-8	7909	.015"
1210-12A	GAS LOW-COMPRESSION	AB-6	2910	.030"
1210-12A	NATURAL & LPG	AB-8	7909	.015"
1600-12A	GAS LOW-COMPRESSION	AB-6	2910	.030"
1600-12A	NATURAL & LPG	AB-8	7909	.015"
CU	NATURAL & LPG 14MM HDS.	B6S	3510	.020"
HD220-4A	GAS LOW-COMPRESSION	AB-6	2910	.030"
HD220-4A	NATURAL & LPG	AB-8	7909	.015"
HD425-6A	GAS LOW-COMPRESSION	AB-6	2910	.030"
HD425-6A	NATURAL & LPG	AB-8	7909	.015"
HD504-6A, HD504A-6A	GAS LOW-COMPRESSION	AB-6	2910	.030"
HD504-6A, HD504A-6A	NATURAL & LPG	AB-8	7909	.015"
HD605-6A	GAS LOW-COMPRESSION	AB-6	2910	.030"
HD605-6A	NATURAL & LPG	AB-8	7909	.015"
HD800-6A, HD800A-6A	GAS LOW-COMPRESSION	AB-6	2910	.030"
HD800-6A, HD800A-6A	NATURAL & LPG	AB-8	7909	.015"
KE, KU	NATURAL & LPG 14MM HDS.	B6S	3510	.020"
M220-A4A	GAS LOW-COMPRESSION	AB-6	2910	.030"
M220-A4A	NATURAL & LPG	AB-8	7909	.015"
MITSUBISHI				
MEL401		BM6A SLD	6021	.028"
MEL501		BM6A SLD	6021	.028"
MEP252		BM6A SLD	6021	.028"
MP050	4.0HP GM132P	BPR5ES SLD	4006	.028"
MP080	6.0HP GM182P	BPR5ES SLD	4006	.028"
MP4100E		BP6HS	7331	.028"
MP5000E		BP6HS	7331	.028"
MPE25M/-400		BM6A SLD	6021	.028"
MPT080	8.0HP GM291PN	BPR5ES SLD	4006	.028"
MPT100	10.0HP. GM301PN	BPR5ES SLD	4006	.028"
NORDBERG				
POWER CHIEF 4FG		AB-6	2910	.030"

MAKE & MODEL	ENGINE	REGULAR PLUG	STK#	GAP
O.M.C.				
	SINGLE CYLINDER	WR5	2438	.025"
		WR5	2438	.025"
OLIVER				
STD & SUPER 166, 177, 188, 199	GAS	AB-6	2910	.025"
STD & SUPER 166, 177, 188, 199	LPG	AB-6	2910	.020"
OMC				
SINGLE CYLINDER		WR5	2438	.025"
TWIN CYLINDER		WR5	2438	.025"
PACER PUMPS				
	5.5HP HONDA GX160	BPR6ES SLD	4008	.028"
	8.0HP HONDA	BPR6ES SLD	4008	.028"
	8.5HP. KOHLER	BPR4ES SLD ^	6578	.030"
	TWIN CYLINDER	BKR5ES	2460	.030"
PERKINS				
G4-203		B6ES	7432	.025"
G4-236		BP5ES	7832	.025"
PETTER				
	14MM HDS.	B5ES	6410	.020"
	18MM HDS.	AB-6	2910	.020"
PIONEER				
	2-STROKE	B-4	3210	.036"
	4-STROKE	B6S	3510	.025"
POLARIS INDUSTRIES				
P101	8.5HP ROBIN EH025	BR6HS ^	3922	.024"
P201	4.5HP ROBIN EX13	BR6HS ^	3922	.024"
P201T	6.0HP ROBIN EX17	BR6HS ^	3922	.024"
P205	4.5HP ROBIN EX13	BR6HS ^	3922	.024"
P205T	6.0HP ROBIN EX17	BR6HS ^	3922	.024"
P301	6.0HP ROBIN EX18	BR6HS ^	3922	.024"
P301T	9.0HP ROBIN EX27	BR6HS ^	3922	.024"
P305	6.0HP ROBIN EX17	BR6HS ^	3922	.024"
P305D	4.0HP ROBIN EH12	BR6HS ^	3922	.024"
P305T	9.0HP ROBIN EX27	BR6HS ^	3922	.024"
READY POWER				
EAM	14MM HDS.	B-2	3110	.025"
EAM	18MM HDS.	AB-6	2910	.025"
EAMS	14MM HDS.	B-2	3110	.025"
EAMS	18MM HDS.	AB-6	2910	.025"
F4		B-2	3110	.025"
G, H, HA, I, J		AB-6	2910	.025"
L, L2, L3		AB-6	2910	.030"
P, R, V		AB-6	2910	.025"
S, Z		B-2	3110	.025"
REO				
ALL MODELS	GAS	B6S	3510	.025"
ALL MODELS	LPG	B6S	3510	.020"



Denotes Original Equipment

^ Available in Blister Pack (see page 6)

Note: Due to different operating or engine conditions an alternate heat range plug maybe required.

MAKE & MODEL	ENGINE	REGULAR PLUG	STK#	GAP
ROBIN				
KB31B		B-4	3210	.025"
KB41A		B-4	3210	.025"
TG37		B6HS	7534	.025"
TG37D		B7HS	5110	.025"
ROILINE				
A114	GAS	B-2	3110	.025"
A288	GAS	B-2	3110	.025"
F1500, F1850	GAS HI-COMPRESSION	AB-6	2910	.015"
F1500, F1850	GAS LOW-COMPRESSION	AB-6	2910	.025"
H540, H570	GAS	B6S	3510	.025"
H844, H884	GAS	B6S	3510	.025"
H2000, H2150, H2470	GAS HI-COMPRESSION	AB-6	2910	.015"
H2000, H2150, H2470	GAS LOW-COMPRESSION	AB-6	2910	.025"
L3000, L3230, L3460	GAS HI-COMPRESSION	AB-6	2910	.015"
L3000, L3230, L3460	GAS LOW-COMPRESSION	AB-6	2910	.025"
L4000	GAS HI-COMPRESSION	AB-6	2910	.015"
L4000	GAS LOW-COMPRESSION	AB-6	2910	.025"
TH570	GAS	B6S	3510	.025"
TH884	GAS	B6S	3510	.025"
ROPER				
CA301AT		BM7F	6421	.025"
MODEL 1900		BM7F	6421	.025"
MODEL 3700		BM7A ^	6521	.025"
ROTAX				
300CC		AB-7	3010	.020"
370CC		B6HS	7534	.020"
SACHS				
504 SERIES		B6HS	7534	.025"
505 SERIES		B6HS	7534	.025"
508 SERIES		B6HS	7534	.025"
STAMO 277, STAMO 281, STAMO 293		AB-7	3010	.020"
STAMO SL-2		B6HS	7534	.025"
SCANIA				
	EURO 5 CNG	---	---	.016"
SHINDAIWA				
GP25	1.5 CID 24.1cc	BM6A SLD	6021	.024"
GP45	2.5 CID 41.5cc	BM6A SLD	6021	.024"
STRUCK				
MINI DOZER		B6S	3510	.025"
SUBARU-ROBIN				
DW100		Y-113V	5162	---
DW67		Y-113V	5162	---
EC01		BM7A ^	6521	.024"
EC02		BM7A ^	6521	.024"
EC025E		BPM7A	7321	.028"
EC03, EC03-2, EC03-2E		B7HS	5110	.024"
EC03E		BPM7A	7321	.028"
EC04, EC04-3E		B7HS	5110	.024"
EC04E		BPM7A	7321	.028"
EC05, EC05-2B/D		B6HS	7534	.024"

MAKE & MODEL	ENGINE	REGULAR PLUG	STK#	GAP
SUBARU-ROBIN Cont'd				
EC05-2		B6HS	7534	.025"
EC06		B6HS	7534	.024"
EC06		B6HS	7534	.025"
EC06AB/AD, EC06B/D		B6HS	7534	.024"
EC07		B6HS	7534	.024"
EC07		B6HS	7534	.025"
EC07-2		B6HS	7534	.025"
EC07-2B/D		B6HS	7534	.024"
EC08B/D		B7HS	5110	.024"
EC10		B-4H	4110	.024"
EC10		B-4	3210	.025"
EC10T		B6S	3510	.025"
EC12, EC13		BM6A SLD	6021	.024"
EC13V		BMR6A ^	7421	.024"
EC16		B-4H	4110	.025"
EC17		B-4H	4110	.025"
EC17, EC21		B-4H	4110	.024"
EC25		B6HS	7534	.024"
EC25		B6HS	7534	.025"
EC252DD CDI, EC252DS		BR6HS ^	3922	.024"
EC35K, EY40K, EY44		B-4H	4110	.024"
EC37-3		B6HS	7534	.025"
EY10		B6HS	7534	.025"
EY10, EY15, EY18-3, EY20, EY25		B6HS	7534	.024"
EY13		B6HS	7534	.025"
EY13-2		B6HS	7534	.025"
EY13-2K		B-4H	4110	.025"
EY14		B6HS	7534	.025"
EY14K		BP4HS	3611	.025"
EY18		B6HS	7534	.025"
EY18-2		B6HS	7534	.025"
EY18-3		B6HS	7534	.025"
EY18-3K		BP4HS	3611	.025"
EY18-3W		B6HS	7534	.025"
EY21		B-4H	4110	.025"
EY25		B6HS	7534	.025"
EY25-2		B6HS	7534	.025"
EY25-2K		BP4HS	3611	.025"
EY25W		B6HS	7534	.025"
EY27		B6HS	7534	.025"
EY27-2		B6HS	7534	.025"
EY27-2K		BP4HS	3611	.025"
EY27W		B6HS	7534	.025"
EY28		BP6HS	7331	.024"
EY33		B6HS	7534	.025"
EY33-2		B6HS	7534	.025"
EY33-2K		B-4H	4110	.025"
EY35		B6HS	7534	.025"
EY35K		B-4H	4110	.025"
EY40		B6HS	7534	.025"
EY40K		B-4H	4110	.025"
EY44		B6HS	7534	.025"
EY44-2		B6HS	7534	.025"
EY44-2K		B-4H	4110	.025"
EY44WW		B6HS	7534	.025"

Commercial Engines

Denotes Original Equipment

^ Available in Blister Pack (see page 6)

Note: Due to different operating or engine conditions an alternate heat range plug maybe required.

MAKE & MODEL	ENGINE	REGULAR PLUG	STK#	GAP
SUBARU-ROBIN Cont'd				
EY80		B-4H	4110	.025"
EY80-2		B-4H	4110	.025"
EY80-3		BP4HS	3611	.025"
FA51		B6S	3510	.024"
FG14 III		B6HS	7534	.024"
KB31B		B-4	3210	.025"
KB41A		B-4	3210	.025"
KE51, KH51		B6S	3510	.024"
KM51, KM61		B7S	3710	.024"
TG37		B6HS	7534	.025"
TG37D		B7HS	5110	.025"
SUZUKI				
SP 20 (A)		BP6HS	7331	.032"
SP 30 (A)		BP6HS	7331	.032"
SPT 20		BP6HS	7331	.032"
SYVARO				
SP-440 ROTARY (80)		BUE	2322	---
TANAKA				
QCP-121		BM6A SLD	6021	.024"
TCP-210	21.0cc	BPM7A	7321	.024"
TCP-381		B6S	3510	.024"
TML				
3500		BM6A SLD	6021	.025"
U.S. MOTOR POWER, INC				
82029 WATER		BR6HS ^	3922	.030"
82034 WATER		BR6S	3522	.025"
82038 WATER		BR6S	3522	.025"
82059		BR6HS ^	3922	.030"
UNIVERSAL				
18MM HEAD		AB-6	2910	.025"
ATOMIC FOUR		B6S	3510	.025"
VOLKSWAGEN				
MODEL 122, MODEL 124A	GAS	B5HS	4210	.025"
MODEL 122, MODEL 124A	NATURAL & LPG	B6HS	7534	.025"
WAUKESHA				
6BZ	GAS 14MM HDS.	B6S	3510	.025"
6GAK, 6GAL	GAS 14MM HDS.	B6S	3510	.025"
6MZA, 6MZR	GAS 14MM HDS.	B6S	3510	.025"
6SRKA, 6SRLR	GAS 14MM HDS.	B6S	3510	.025"
6WAK, 6WAL	GAS 14MM HDS.	B6S	3510	.025"
135G, 135GK, 135GKB	GAS 14MM HDS.	B-6L	3212	.025"
135G, 135GZ	NATURAL & LPG 14MM HDS.	B7S	3710	.020"
135GZ	GAS 14MM HDS.	B6S	3510	.025"
135GZB	GAS 14MM HDS.	B-6L	3212	.025"
140G, 140GKB	GAS 14MM HDS.	B-6L	3212	.025"
140G, 140GZ	NATURAL & LPG 14MM HDS.	B7S	3710	.020"
140GZ	GAS 14MM HDS.	B6S	3510	.025"
140GZB	GAS 14MM HDS.	B-6L	3212	.025"
145G, 145GK, 145GKB	GAS 14MM HDS.	B-6L	3212	.025"
145GZ	GAS 14MM HDS.	B6S	3510	.025"
145GZ	NATURAL & LPG 14MM HDS.	B7S	3710	.020"
145GZB	GAS 14MM HDS.	B-6L	3212	.025"

MAKE & MODEL	ENGINE	REGULAR PLUG	STK#	GAP
WAUKESHA Cont'd				
146G	NATURAL & LPG 14MM HDS.	B7S	3710	.020"
ALL MODELS	GAS 18MM HDS.	AB-6	2910	.025"
CARRIES	GAS 14MM HDS.	B6S	3510	.025"
CRANES	GAS 14MM HDS.	B6S	3510	.025"
F265GA	GAS 14MM HDS.	BP5ES	7832	.025"
F283G	GAS 14MM HDS.	BP5ES	7832	.025"
F544G	GAS 14MM HDS.	B6S	3510	.025"
F554G	NATURAL & LPG 14MM HDS.	B7S	3710	.020"
F817G	GAS 14MM HDS.	B6S	3510	.025"
F817G	NATURAL & LPG 14MM HDS.	B7S	3710	.020"
F1197G, F1197R	NATURAL & LPG 18MM HDS.	AB-6	2910	.020"
F1850G	NATURAL & LPG 18MM HDS.	AB-6	2910	.025"
F1905GR (7:1 TO 8:1 CR)	NATURAL & LPG 18MM HDS.	AB-6	2910	.020"
FC	GAS 14MM HDS.	B6S	3510	.025"
GENERATOR SETS	GAS 14MM HDS.	B6S	3510	.025"
H1077G, H1077GS	NATURAL & LPG 18MM HDS.	AB-6	2910	.020"
H540, H570	GAS 14MM HDS.	B6S	3510	.025"
H844, H884, H884G	GAS 14MM HDS.	B6S	3510	.025"
H884G	NATURAL & LPG 14MM HDS.	B7S	3710	.020"
H2475G	NATURAL & LPG 18MM HDS.	AB-6	2910	.020"
ICK	GAS 14MM HDS.	B6S	3510	.025"
ICK	NATURAL & LPG 14MM HDS.	B7S	3710	.020"
L1616G	NATURAL & LPG 18MM HDS.	AB-6	2910	.020"
L3722G	NATURAL & LPG 18MM HDS.	AB-6	2910	.020"
POWER SHOVELS	GAS 14MM HDS.	B6S	3510	.025"
VR265, VR283	GAS 14MM HDS.	BP5ES	7832	.025"
VRG220, VRG230, VRG310	GAS 14MM HDS.	BP5ES	7832	.025"
VRN, VRN283, VRN310	NATURAL & LPG 14MM HDS.	B6ES	7432	.020"
VRN155, VRN232	NATURAL & LPG 18MM HDS.	AB-6	2910	.020"
WEST BEND				
MODEL 610		B8HS	5510	.030"
MODEL 820		B8HS	5510	.030"
OTHER MODELS		B-6L	3212	.030"
WHITE				
1161A, 1501A		B6S	3510	.025"
2301A, 2501A		B6S	3510	.025"
2801A, 2901A, 3701A		AB-6	2910	.025"
WISCONSIN				
3	14MM HDS.	B6S	3510	.025"
4	14MM HDS.	B6S	3510	.025"
AC4	14MM HDS.	B6S	3510	.025"
AC4S	14MM HDS.	B-6L	3212	.025"
ALL MODELS	GAS 18MM HDS.	AB-6	2910	.030"
ALL MODELS	LPG 18MM HDS.	AB-6	2910	.020"
EY13	14MM HDS.	BP4HS	3611	.025"
EY14W	14MM HDS.	B6HS	7534	.025"



Denotes Original Equipment

^ Available in Blister Pack (see page 6)

Note: Due to different operating or engine conditions an alternate heat range plug maybe required.

MAKE & MODEL	ENGINE	REGULAR PLUG	STK#	GAP
WISCONSIN Cont'd				
EY18	14MM HDS.	BP4HS	3611	.025"
EY18-3W	14MM HDS.	B6HS	7534	.025"
EY18W	14MM HDS.	B6HS	7534	.025"
EY21W	14MM HDS.	B6S	3510	.025"
EY25	14MM HDS.	BP4HS	3611	.025"
EY25W	14MM HDS.	B6HS	7534	.025"
EY27W	14MM HDS.	B6HS	7534	.025"
EY33	14MM HDS.	BP4HS	3611	.025"
EY44	14MM HDS.	BP4HS	3611	.025"
EY44W	14MM HDS.	B6HS	7534	.025"
TM27NG	54HP CNG	BPR7ES SLD	3785	.032"
V460D, V461D, V465D	UNSHIELDED 14MM HDS.	BP5ES	7832	.030"
W4-1770E	37HP	BR5ES	5866	.030"
WORTHINGTON				
DDGX	GAS	B6S	3510	.025"
YAMAHA				
YP2 WATER		BR7HS ^	4122	.025"
YP3 WATER		BPR6HS	7022	.025"
YP10G WATER		BR7HS ^	4122	.025"
YP15H WATER		BPR6HS	7022	.025"
YP20G (FROM 2000)	123cc	BPR4ES SLD ^	6578	.028"
YP20G (N)		BPR4HS	7823	.040"
YP20G WATER		BR7HS ^	4122	.025"
YP20GA		BPR6HS	7022	.028"
YP20GX		BPR4ES SLD ^	6578	.025"
YP 20 GN 4-STROKE		BP4HS	3611	.028"
YP20H		BPR6HS	7022	.028"
YP20M		BPR6HS	7022	.028"
YP20MH		BPR6HS	7022	.028"
YP20NT		BPR6HS	7022	.028"
YP20S		BPR6HS	7022	.028"
YP20T		BPR6HS	7022	.028"
YP20TA		BPR6HS	7022	.028"
YP 20 TA		BPR6HS	7022	.028"
YP30E WATER		BR4HS	3322	.025"
YP30G		BPR6HS	7022	.028"
YP30G (FROM 2000)	171cc	BPR4ES SLD ^	6578	.028"
YP30GA		BPR6HS	7022	.028"
YP 30 GK	4-STROKE	BPR4HS	7823	.028"
YP30GK		BPR4HS	7823	.025"
YP 30 GN	4-STROKE	BPR4HS	7823	.028"
YP30GN		BPR4HS	7823	.025"
YP 30 GX	19MM THREAD	GR4	2635	.028"
YP30GX		BPR4ES SLD ^	6578	.025"
YP30MH		BPR6HS	7022	.028"
YP30NT		BPR6HS	7022	.028"
YP30S		BPR6HS	7022	.028"
YP30T		BPR6HS	7022	.028"
YP 30 TA		BPR6HS	7022	.028"
YP30TA		BPR6HS	7022	.028"
YP 40 TA		BPR6HS	7022	.028"
YP40TA WATER		BPR6HS	7022	.028"
YS524T		BPR4HS	7823	.025"


Farm Equipment

Denotes Original Equipment
 ^ Available in Blister Pack (see page 6)

Note: Due to different operating or engine conditions an alternate heat range plug maybe required.

MAKE & MODEL	ENGINE	REGULAR PLUG	STK#	GAP
ALLIS-CHALMERS				
COMBINE				
A		B5ES	6410	.025"
C		B5ES	6410	.025"
E		B5ES	6410	.025"
F	263 CU IN.	BP5ES	7832	.025"
F (1970-1974)	250 CU IN.	YR5	7052	.025"
F (1970-1974)	292 CU IN.	YR5	7052	.025"
G	301 CU IN.	B6ES	7432	.025"
G (1972-1974)	305 CU IN.	YR5	7052	.025"
K (1970-1974)	250 CU IN.	YR5	7052	.025"
K (1970-1974)	292 CU IN.	YR5	7052	.025"
K (TO 1969)	250 CU IN.	B6ES	7432	.025"
L (1972-1974)	305 CU IN.	YR5	7052	.025"
OTHER				
B-15		B-4	3210	.030"
W-25		B-4	3210	.030"
TRACTOR				
170	GAS	B6ES	7432	.025"
180	GAS	B6ES	7432	.025"
180	LPG	B8ES	2411	.020"
190	GAS	B6ES	7432	.025"
190	LPG	B8ES	2411	.020"
190XT	GAS	B6ES	7432	.025"
190XT	I.H.C.	AB-6	2910	.025"
190XT	LPG	B8ES	2411	.020"
190XT	WAUKESHA	AB-6	2910	.025"
D-10	GAS	B6S	3510	.025"
D-10	LPG	B6S	3510	.020"
D-12	GAS	XR5	3332	.025"
D-12	LPG	B6S	3510	.020"
D-15	GAS	B6S	3510	.025"
D-15	LPG	B6S	3510	.020"
D-15 SERIES II	GAS	XR5	3332	.025"
D-15 SERIES II	LPG	B6S	3510	.020"
D-17	GAS 3/4" RCH.	BP5ES	7832	.025"
D-17	GAS 3/8" RCH.	B6S	3510	.030"
D-17	LPG 3/4" RCH.	B8ES	2411	.020"
D-17	LPG 3/8" RCH.	B6S	3510	.020"
D-19	GAS	B5ES	6410	.025"
D-19	LPG	B8ES	2411	.020"
H-3	GAS	B6S	3510	.025"
H-4 CRAWLER	GAS	B6ES	7432	.025"
UC	GAS 14MM HDS.	B-4	3210	.030"
WD-45	GAS	XR5	3332	.025"
BOBCAT				
SKIDSTEER				
743	KUBOTA V1702	Y-106V	6926	---
7753	KUBOTA	Y-716RS	4693	---
	GAS FORD 98 CU IN.	BPR5ES SLD	4006	.036"
	GAS KOHLER 16, 18HP. TWIN	UR4	6630	.025"
	GAS KOHLER 24HP.	B2-LM	1147	.030"
	GAS MITSUBISHI 36HP.	BPR4ES-11	4224	.044"
	GAS ONAN	B-6L	3212	.025"

MAKE & MODEL	ENGINE	REGULAR PLUG	STK#	GAP
BOBCAT Cont'd				
	GAS WISCONSIN VH4D	AB-6	2910	.025"
	KUBOTA V1920	Y-106V	6926	---
	LPG KOHLER 24HP.	B2-LM	1147	.018"
	LPG ONAN	B-6L	3212	.018"
CASE				
BALER				
130		AB-6	2910	.025"
133		AB-6	2910	.025"
135		AB-6	2910	.025"
140		AB-6	2910	.025"
160		AB-6	2910	.025"
177		AB-6	2910	.025"
200		AB-6	2910	.025"
220		AB-6	2910	.025"
230		AB-6	2910	.025"
330T		AB-6	2910	.025"
330W		AB-6	2910	.025"
MT		AB-6	2910	.025"
NAP-2		B6S	3510	.025"
NAP-3		B6S	3510	.025"
NC		AB-6	2910	.025"
NCM		AB-6	2910	.025"
NL		AB-6	2910	.025"
NT		AB-6	2910	.025"
COMBINE				
77	GAS	AB-6	2910	.025"
80	GAS	AB-6	2910	.025"
88	GAS	AB-6	2910	.025"
600	GAS CASE	AB-6	2910	.025"
660	GAS CASE	AB-6	2910	.025"
700	GAS CHRYSLER H225	B6ES	7432	.025"
700	LPG CHRYLSER H225	B6ES	7432	.020"
800	LPG CASE	AB-6	2910	.020"
900	GAS CHRYSLER H225	B6ES	7432	.025"
960	GAS CHRYSLER H225	B6ES	7432	.025"
1000	GAS CASE	AB-6	2910	.025"
1000	GAS HERCULES	B6S	3510	.025"
1000	LPG CASE	AB-6	2910	.020"
1010	GAS CASE	AB-6	2910	.025"
1010	GAS CHRYLSER HB308 3/4" RCH.	BP5ES	7832	.025"
1010	GAS CHRYLSER HB308 3/8" RCH.	XR5	3332	.025"
1010	LPG CASE	AB-6	2910	.020"
1060	GAS CHRYLSER HB308 3/4" RCH.	BP5ES	7832	.025"
1060	GAS CHRYLSER HB308 3/8" RCH.	XR5	3332	.025"
1060	LPG CASE	AB-6	2910	.020"
1060	LPG CASE 284 CU IN.	AB-6	2910	.020"
1160	LPG CASE 284 CU IN.	AB-6	2910	.020"



Denotes Original Equipment

^ Available in Blister Pack (see page 6)

Note: Due to different operating or engine conditions an alternate heat range plug maybe required.

MAKE & MODEL	ENGINE	REGULAR PLUG	STK#	GAP
CASE Cont'd				
1665	GAS CHRYLSE HB308 3/8" RCH.	XR5	3332	.025"
FORAGE HARVESTER				
200		AB-6	2910	.025"
C2		AB-6	2910	.025"
TRACTOR				
210	18MM HDS.	AB-6	2910	.025"
430	GAS	AB-6	2910	.025"
430	LPG	AB-6	2910	.020"
431	GAS	AB-6	2910	.025"
435	GAS	AB-6	2910	.025"
440	GAS	AB-6	2910	.025"
441	GAS	AB-6	2910	.025"
445	GAS	AB-6	2910	.025"
470	GAS	AB-6	2910	.025"
530	GAS	AB-6	2910	.025"
530	LPG	AB-6	2910	.020"
531	GAS	AB-6	2910	.025"
535	GAS	AB-6	2910	.025"
540	GAS	AB-6	2910	.025"
541	GAS	AB-6	2910	.025"
545	GAS	AB-6	2910	.025"
570	GAS	AB-6	2910	.025"
610	GAS	AB-6	2910	.025"
630	LPG	AB-6	2910	.020"
730	GAS	AB-6	2910	.025"
730	LPG	AB-6	2910	.020"
731	GAS	AB-6	2910	.025"
731	LPG	AB-6	2910	.020"
732	GAS	AB-6	2910	.025"
732	LPG	AB-6	2910	.020"
733	GAS	AB-6	2910	.025"
733	LPG	AB-6	2910	.020"
734	GAS	AB-6	2910	.025"
734	LPG	AB-6	2910	.020"
740	GAS	AB-6	2910	.025"
740	LPG	AB-6	2910	.020"
741	GAS	AB-6	2910	.025"
741	LPG	AB-6	2910	.020"
742	GAS	AB-6	2910	.025"
742	LPG	AB-6	2910	.020"
743	GAS	AB-6	2910	.025"
743	LPG	AB-6	2910	.020"
744	GAS	AB-6	2910	.025"
744	LPG	AB-6	2910	.020"
770	GAS	AB-6	2910	.025"
800	18MM HDS.	AB-6	2910	.025"
830	GAS	AB-6	2910	.025"
830	LPG	AB-6	2910	.020"
831	GAS	AB-6	2910	.025"
831	LPG	AB-6	2910	.020"
832	GAS	AB-6	2910	.025"
832	LPG	AB-6	2910	.020"
833	GAS	AB-6	2910	.025"
833	LPG	AB-6	2910	.020"
840	GAS	AB-6	2910	.025"

MAKE & MODEL	ENGINE	REGULAR PLUG	STK#	GAP
CASE Cont'd				
840	LPG	AB-6	2910	.020"
841	GAS	AB-6	2910	.025"
841	LPG	AB-6	2910	.020"
842	LPG	AB-6	2910	.020"
843	GAS	AB-6	2910	.025"
843	LPG	AB-6	2910	.020"
870	GAS	AB-6	2910	.025"
901	GAS	AB-6	2910	.025"
930	GAS	AB-6	2910	.025"
930	LPG	AB-6	2910	.020"
970	GAS	AB-6	2910	.025"
WINDROWER				
650		AB-6	2910	.025"
655		AB-6	2910	.025"
820		AB-6	2910	.025"
855		AB-6	2910	.025"
950		AB-6	2910	.025"
1050		AB-6	2910	.025"
1140		AB-6	2910	.025"
1150		AB-6	2910	.025"
1155		AB-6	2910	.025"
COCKSHUTT				
COMBINE				
7		B-4	3210	.025"
18 PULL TYPE		AB-6	2910	.025"
25		AB-6	2910	.025"
109		B6S	3510	.025"
110		B6S	3510	.025"
112		B6S	3510	.025"
115		B6S	3510	.025"
132		B6S	3510	.025"
137		B6S	3510	.025"
427		B-4	3210	.025"
428		B-4	3210	.025"
429		B-4	3210	.025"
430		BR6S	3522	.036"
431		BR6S	3522	.036"
525		BR6S	3522	.036"
535		BR6S	3522	.036"
542		BR6S	3522	.036"
545	6 CYL	BR6S	3522	.036"
545	8 CYL	XR5	3332	.036"
P		B6S	3510	.025"
S		B6S	3510	.025"
TRACTOR				
20		AB-6	2910	.025"
30		B-4	3210	.025"
35		B6S	3510	.025"
40		B-4	3210	.025"
50		B-4	3210	.025"
540		AB-6	2910	.025"
550	14MM HDS.	B6S	3510	.025"
550	18MM HDS.	AB-6	2910	.025"
570		B6S	3510	.025"
770		AB-6	2910	.025"
1250		B6HS	7534	.025"


Farm Equipment

Denotes Original Equipment
 ^ Available in Blister Pack (see page 6)

Note: Due to different operating or engine conditions an alternate heat range plug maybe required.

MAKE & MODEL	ENGINE	REGULAR PLUG	STK#	GAP
COCKSHUTT Cont'd				
1550	GAS	AB-6	2910	.025"
1550	LPG	AB-6	2910	.020"
1600	GAS	BP5ES	7832	.025"
1600	LPG	B6ES	7432	.020"
1650	GAS	BP5ES	7832	.025"
1650	LPG	B6ES	7432	.020"
1750	GAS	BP5ES	7832	.025"
1750	LPG	B6ES	7432	.020"
1800	GAS	BP5ES	7832	.025"
1800	LPG	B6ES	7432	.020"
30K		B6S	3510	.025"
60HC		AB-6	2910	.025"
60KD		AB-6	2910	.025"
70HC		AB-6	2910	.025"
70KD		AB-6	2910	.025"
DAVID BROWN				
TRACTOR				
3800		BP5ES	7832	.025"
4600		BP5ES	7832	.025"
DEARBORN				
WINDROWER				
		AB-6	2910	.025"
DITCH WITCH				
TRENCHER				
1030	11.0HP HONDA GX340	BPR6ES-11 #	7133	.044"
1230	13.0HP HONDA GX390	BPR6ES SLD #	4008	.028"
1330	13.0HP HONDA GX390	BPR6ES SLD #	4008	.028"
1820	18.0HP KOHLER CH18	BKR5ES	2460	.030"
FERGUSON				
TRACTOR				
STANDARD ENGINE (1948-1954)	GAS 1/2" RCH.	B6HS	7534	.025"
TOD-20		AB-6	2910	.025"
FMC				
TRACTOR				
	20HP. KOHLER K532	B-6L	3212	.036"
	23HP. KOHLER K582	B-6L	3212	.036"
FORD				
BALER				
350		AB-6	2910	.030"
	V-8	A6FS	2210	.036"
(1966-1974)	6 CYL	A6FS	2210	.030"
OTHER				
(1975-1978)	134 CU IN.	B-6L	3212	.036"
(1975-1978)	172 CU IN.	B-6L	3212	.036"
(1975-1978)	192 CU IN.	B-6L	3212	.036"
(1975-1978)	200 CU IN.	AR6FS	3323	.036"
(1975-1978)	250 CU IN.	AR6FS	3323	.036"
(1975-1978)	300 CU IN.	AR6FS	3323	.036"
(1975-1978)	361 CU IN.	AR6FS	3323	.036"
(1975-1978)	391 CU IN.	AR6FS	3323	.036"
(1975-1978)	428 CU IN.	A6FS	2210	.020"

MAKE & MODEL	ENGINE	REGULAR PLUG	STK#	GAP
FORD Cont'd				
(1975-1978)	477 CU IN.	AR6FS	3323	.036"
TRACTOR				
(1952-1964)	GAS 4 CYL	B-4L	3112	.030"
(1952-1964)	LPG 4 CYL	B-6L	3212	.020"
(1961-1967)	GAS 6 CYL	WR5	2438	.030"
(1965-1977)	3 CYL	B5ES	6410	.025"
(1965-1977)	4 CYL	B5ES	6410	.025"
(1975-1978)	104 CU IN.	BPR5ES SLD	4006	.036"
(1975-1978)	158 CU IN.	B5ES	6410	.036"
(1975-1978)	175 CU IN.	B5ES	6410	.036"
(1975-1978)	201 CU IN.	B5ES	6410	.036"
(1975-1978)	250 CU IN.	B5ES	6410	.036"
(1975-1978)	256 CU IN.	B5ES	6410	.036"
(1979-1982)	158 CU IN.	BR5ES	5866	.036"
(1979-1982)	175 CU IN.	BR5ES	5866	.036"
(1979-1982)	201 CU IN.	BR5ES	5866	.036"
1300, 1600		Y-401-3	2226	---
1925 (1992-1999)		Y-107V	6628	---
HAHN				
TRACTOR				
GO-BOY	H-650	BP5ES	7832	.025"
HI-BOY	H-300	AB-6	2910	.025"
HARDY				
HARVESTER				
		AB-6	2910	.025"
HARRIS				
COMBINE				
SP108		B6S	3510	.025"
SP808		B6S	3510	.025"
SPH88		B6S	3510	.025"
SPH98		B6S	3510	.025"
HEFTY				
TRACTOR				
F	CONTINENTAL R839-46	BP6HS	7331	.025"
G	CONTINENTAL R839-46	BP6HS	7331	.025"
LNT	CONTINENTAL R839-46	BP6HS	7331	.025"
HESSTON				
WINDROWER				
110	WISCONSIN VH4D	AB-6	2910	.025"
280	FORD 134 CU IN	B-6L	3212	.025"
420	CHRYSLER	B6ES	7432	.025"
500	FORD 172 CU IN.	B-6L	3212	.025"
500	WISCONSIN V461D	BP5ES	7832	.025"
520	CHRYSLER	B6ES	7432	.025"
620	CHRYSLER	B6ES	7432	.025"
	AFTER CHRYSLER S/N. 3619848	UR4	6630	.036"
(1975-1977)	CHRYSLER 6200	B6ES	7432	.036"
(1975-1977)	CHRYSLER 6400	B6ES	7432	.036"
(1975-1977)	CHRYSLER 6600	B6ES	7432	.036"
HINES				
TRACTOR				



Denotes Original Equipment

^ Available in Blister Pack (see page 6)

Note: Due to different operating or engine conditions an alternate heat range plug maybe required.

MAKE & MODEL	ENGINE	REGULAR PLUG	STK#	GAP
HINES Cont'd				
G	CONTINENTAL R80-46	BP6HS	7331	.025"
H1600	KOHLER K341 16HP	B-6L	3212	.030"
HI-G	CONTINENTAL R800-A6	BP6HS	7331	.025"
HOMESTEADER TRACTOR				
H1100	BRIGGS & STRATTON	BM6A SLD	6021	.036"
H1600	KOHLER	B-6L	3212	.036"
INTERNATIONAL COMBINE				
303		XR5	3332	.025"
815	GAS	B8S	3810	.025"
815	LPG	B8S	3810	.018"
915	GAS	B8S	3810	.025"
915	LPG	B8S	3810	.018"
COTTON PICKER				
214	14MM HDS.	XR5	3332	.025"
214A	14MM HDS.	XR5	3332	.025"
220	14MM HDS.	XR5	3332	.025"
414	14MM HDS.	XR5	3332	.025"
416	14MM HDS.	XR5	3332	.025"
420	14MM HDS.	XR5	3332	.025"
422	14MM HDS.	XR5	3332	.025"
616	14MM HDS.	XR5	3332	.025"
622	14MM HDS.	XR5	3332	.025"
HARVESTER				
20C		B6S	3510	.025"
36		B6S	3510	.025"
OTHER				
4000	AMC 232 CU IN.	BPR5ES SLD	4006	.036"
4000	HB225	BPR5ES SLD	4006	.036"
5000	AMC 232 CU IN.	BPR5ES SLD	4006	.036"
5000	HB225	BPR5ES SLD	4006	.036"
TRACTOR				
254		B6HS	7534	.025"
284		BP5ES	7832	.025"
B414		B6HS	7534	.025"
C152		AB-6	2910	.025"
ISHIKAWAJIMA-SHIBAURA				
TRACTOR				
E642, E643		Y-107V	6628	---
E643, E673		Y-701R	7464	---
H763, H843		Y-107V	6628	---
IFD, MWM		Y-401-3	2226	---
J823, J843		Y-701R	7464	---
K713, K773		Y-107V	6628	---
LE852, 892, 903		Y-401-3	2226	---
LEH822, LEK752C, LEK802D		Y-107V	6628	---
LEM754A, LEM754AT		Y-107V	6628	---
LEM853		Y-107V	6628	---
LEP854A		Y-107V	6628	---
LET802C, 852C		Y-401-3	2226	---
N843, N844		Y-701R	7464	---

MAKE & MODEL	ENGINE	REGULAR PLUG	STK#	GAP
ISHIKAWAJIMA-SHIBAURA Cont'd				
N843-DI		Y-119V	7465	---
S723, S753 (3/1989-3/1983)		Y-701R	7464	---
S773L		YE01	2649	---
U1004		Y-107V	6628	---
JOHN DEERE				
BALER				
	CONTINENTAL	AB-6	2910	.025"
	DEERE	B-6L	3212	.025"
	WISCONSIN	AB-6	2910	.025"
COMBINE				
11A, 12A	GAS DEERE	B-6L	3212	.025"
11A, 12A	GAS HERCULES	B6S	3510	.025"
11A, 12A	LPG	B-6L	3212	.015"
25, 30, 40	GAS DEERE	B-6L	3212	.025"
25, 30, 40	GAS HERCULES	B6S	3510	.025"
25, 30, 40	LPG	B-6L	3212	.015"
45, 55, 65, 90	GAS DEERE 3/4" RCH.	BP5ES	7832	.025"
45, 55, 65, 90	GAS DEERE 7/16" RCH.	B-6L	3212	.025"
45, 55, 65, 90	GAS HERCULES	B6S	3510	.025"
45, 55, 65, 90	LPG 3/4" RCH.	B6ES	7432	.015"
45, 55, 65, 90	LPG 7/16" RCH.	B-6L	3212	.015"
105	GAS 18MM HDS.	AB-6	2910	.025"
105 (PEANUT COMBINE 111)	GAS	B-6L	3212	.025"
202 (1970-1974)	GAS	YR5	7052	.036"
203 (1970-1974)	GAS	YR5	7052	.036"
362	GAS 18MM HDS.	AB-6	2910	.025"
3300 (1974-1970)	GAS	YR5	7052	.036"
3300 (TO 1969)	GAS	BP5ES	7832	.025"
4400 (1970-1974)	GAS	YR5	7052	.036"
4400 (TO 1969)	GAS	BP5ES	7832	.025"
6600 (1970-1974)	GAS	YR5	7052	.036"
6600 (TO 1969)	GAS	BP5ES	7832	.025"
6602	GAS 18MM HDS.	AB-6	2910	.025"
7700	GAS 18MM HDS.	AB-6	2910	.025"
CRANKING ENGINE				
70		B6S	3510	.025"
80		B6S	3510	.025"
720		B6S	3510	.025"
730		B6S	3510	.025"
820		B6S	3510	.025"
830		B6S	3510	.025"
FORAGE HARVESTER				
R SERIES				
		AB-6	2910	.025"
	CONTINENTAL	AB-6	2910	.025"
	WISCONSIN	AB-6	2910	.025"
GRAIN DRYER				
	NATURAL GAS	AB-6	2910	.030"
HARVESTER				
BEET HARVESTER - 200		B-6L	3212	.025"
BEET HARVESTER - 200A		B-6L	3212	.025"
OTHER				
8		B6S	3510	.025"


Farm Equipment

Denotes Original Equipment
 ^ Available in Blister Pack (see page 6)

Note: Due to different operating or engine conditions an alternate heat range plug maybe required.

MAKE & MODEL	ENGINE	REGULAR PLUG	STK#	GAP
JOHN DEERE Cont'd				
99, 299, 499	GAS	B-6L	3212	.025"
99, 299, 499	LPG	B-6L	3212	.015"
699	GAS	BP5ES	7832	.025"
699	LPG	B6ES	7432	.015"
OTHER	GAS 18MM HDS.	AB-6	2910	.025"
TRACTOR				
40	GAS	B-6L	3212	.025"
50	GAS	AB-6	2910	.030"
50	LPG	AB-6	2910	.015"
60	GAS	AB-6	2910	.030"
60	LPG	AB-6	2910	.015"
70	GAS	AB-6	2910	.030"
70	LPG	AB-6	2910	.015"
320	GAS	B-6L	3212	.025"
330	GAS	B-6L	3212	.025"
420	GAS	B-6L	3212	.025"
430	GAS	B-6L	3212	.025"
440	GAS	B-6L	3212	.025"
520	GAS	AB-6	2910	.030"
520	LPG	AB-6	2910	.015"
530	GAS	AB-6	2910	.030"
530	LPG	AB-6	2910	.015"
620	GAS	AB-6	2910	.030"
620	LPG	AB-6	2910	.015"
630	GAS	AB-6	2910	.030"
630	LPG	AB-6	2910	.015"
720	GAS	AB-6	2910	.030"
720	LPG	AB-6	2910	.015"
730	GAS	AB-6	2910	.030"
730	LPG	AB-6	2910	.015"
1010	GAS	B-6L	3212	.025"
1010	LPG	B-6L	3212	.015"
1020	GAS	BP5ES	7832	.025"
1023E	DIESEL, BEGIN W/SERIAL 310001	Y1021J #	97627	---
1025R	DIESEL	Y1021J #	97627	---
1026R	DIESEL	Y1021J #	97627	---
1520	GAS	BP5ES	7832	.025"
2010	GAS	B-6L	3212	.025"
2010	LPG	B-6L	3212	.015"
2020	GAS	BP5ES	7832	.025"
2025R	DIESEL	Y1021J #	97627	---
2030	GAS	BP5ES	7832	.025"
2305	DIESEL	Y1021J #	97627	---
2320	DIESEL	Y1021J #	97627	---
2510	GAS	BP5ES	7832	.025"
2520	GAS	BP5ES	7832	.025"
2520	LPG	AB-6	2910	.015"
3010	GAS	AB-6	2910	.025"
3010	LPG	AB-6	2910	.015"
3020	GAS	AB-6	2910	.025"
3020	LPG	AB-6	2910	.015"
4000	GAS	AB-6	2910	.025"
4000	LPG	AB-6	2910	.015"
4010	GAS	AB-6	2910	.025"

MAKE & MODEL	ENGINE	REGULAR PLUG	STK#	GAP
JOHN DEERE Cont'd				
4010	LPG	AB-6	2910	.015"
4020	GAS	AB-6	2910	.025"
4020	LPG	AB-6	2910	.015"
4030	GAS	BP5ES	7832	.025"
4230	GAS	AB-6	2910	.025"
4230	LPG	AB-6	2910	.015"
3TN66-UJ	DIESEL	Y-702R	1065	---
3TN72-UJ	DIESEL	Y-702R	1065	---
A	GAS	AB-6	2910	.030"
AR-AD	GAS	AB-6	2910	.030"
B	GAS	AB-6	2910	.030"
FE-1	GAS	BP5ES	7832	.025"
H	GAS	AB-6	2910	.030"
L	GAS	B-6L	3212	.025"
LA-L1	GAS	B-6L	3212	.025"
M	GAS	B-6L	3212	.025"
WINDROWER				
	CONTINENTAL	AB-6	2910	.025"
	DEERE 3/4" RCH.	BP5ES	7832	.025"
	DEERE 7/16" RCH.	B-6L	3212	.025"
	WISCONSIN	AB-6	2910	.025"
FROM 1975	CHRYSLER HB225	UR4	6630	.025"
TO 1974	CHRYLSER HB225	BP5ES	7832	.025"
KUBOTA				
COMBINE				
NX250	GN250	B-4H	4110	.024"
NX1000	Z600	Y-103V	2031	---
NX1100	ZB500	Y-103K	6325	---
NX1300	ZB600	Y-103K	6325	---
NX1500	D850C	Y-103K	6325	---
NX1600	D950	Y-103V	2031	---
NX1800	D850	Y-103K	6325	---
NX2000	D950C	Y-103V	2031	---
NX2200	D950	Y-103V	2031	---
NX3000	D1301	Y-106-1	6525	---
NX3000-1	V1502	Y-106V	6926	---
RX550	E75-C2	Y-103V	2031	---
RX700	E75-C	Y-103V	2031	---
RX750	ZB400-C2	Y-103V	2031	---
RX900	ZB400	Y-103V	2031	---
RX1100	Z600-C1	Y-103V	2031	---
RX1300	Z620C	Y-103V	2031	---
RX1450	D640-C	Y-103V	2031	---
RX1500	D750	Y-103K	6325	---
RX1500	D750-C	Y-103V	2031	---
RX1550	D750-C	Y-103V	2031	---
RX1900	D850-C2	Y-103V	2031	---
RX2100	D950-C	Y-103V	2031	---
RX2450	V1200-C	Y-103V	2031	---
RX2800	DH1402-C	Y-103V	2031	---
RX3250	D1462 D1-C	Y-119V	7465	---
RX3250	DH62D1-C	Y-103V	2031	---
RX3350	V1200N-TC	Y-709R	3238	---
RX3600	V1502	Y-106V	6926	---



Denotes Original Equipment

^ Available in Blister Pack (see page 6)

Note: Due to different operating or engine conditions an alternate heat range plug maybe required.

MAKE & MODEL	ENGINE	REGULAR PLUG	STK#	GAP
KUBOTA Cont'd				
TILLER				
FRT50	GS200	B-4H	4110	.028"
FRT70	GS280	B-4H	4110	.028"
T2	GN100	B-4H	4110	.024"
T5, T6, T7	GN250	B-4H	4110	.024"
T150, T250, T350	GS130	BP4HS-10	5011	.040"
T400	GS160	BP4HS-10	5011	.040"
T402	GS230	B-4H	4110	.024"
T450	GS160	BP4HS-10	5011	.040"
T550	GS160	BP4HS-10	5011	.040"
T602	GS280	B-4H	4110	.024"
T650	GN250	B-4H	4110	.024"
T702	GS280	B-4H	4110	.028"
T720	GN250	B-4H	4110	.024"
T750	GN250	B-4H	4110	.024"
T850	GS280	B-4H	4110	.028"
TD700	OC62	Y-709R	3238	---
TF35	GS150	BPR4HS-10	5024	.040"
TF45	GS110	BPR4HS-10	5024	.040"
TF45, TF55	GS160	BPR4HS-10	5024	.040"
TF55	GS110	BPR4HS-10	5024	.040"
TF65, TF75	GS200	BPR4HS-10	5024	.040"
TG600	GH170	BP6HS	7331	.024"
TG800-R	GH250	BP6HS	7331	.024"
TMA31	GS130	BP4HS-10	5011	.040"
TX120	GS120	BP4HS-10	5011	.040"
TX300	GS150	BP4HS-10	5011	.040"
TX400	GS160	BP4HS-10	5011	.040"
TX500	GS200	B-4H	4110	.028"
TX600	GS230	B-4H	4110	.028"
TX700	GS280	B-4H	4110	.028"
TX900	GS330	B-4H	4110	.028"
Tractor				
B1200	D750L	Y-103V	2031	---
B1400, B1402DT	D850L	Y-103V	2031	---
B1500, B1502DT	D850M	Y-103V	2031	---
B1550	D850-5B	Y-702R	1065	---
B1600, B1702, B1902	D950	Y-103V	2031	---
B1750	D950-5B	Y-702R	1065	---
B1902DT	DM1102	Y-106V	6926	---
B2150	D1200-5B	Y-702R	1065	---
B4200	Z600-A	Y-103V	2031	---
B5001	Z5001-1	Y-103V	2031	---
B5100	Z500-1A	Y-103K	6325	---
B5200	D750-LA	Y-103V	2031	---
B6100	D650A	Y-103K	6325	---
B6200	D850-LA-1	Y-103V	2031	---
B7001	D750	Y-103K	6325	---
B7100	D750A	Y-103K	6325	---
B7200	D950-LAH	Y-103V	2031	---
B8200	D950	Y-103V	2031	---
B9200	V1200-A	Y-103V	2031	---
GL240K	D1463-L-N	Y-716RS	4693	---
GL280K	D1463-L-N	Y-716RS	4693	---
GL3500	ZB400-GL	Y-103V	2031	---
GL4500	ZB500-GL	Y-103V	2031	---

MAKE & MODEL	ENGINE	REGULAR PLUG	STK#	GAP
KUBOTA Cont'd				
GL4500S	ZB400-GL	Y-103V	2031	---
GL5500	ZB600-GL	Y-103V	2031	---
GL5500S	ZB500-GL	Y-103V	2031	---
GL6500S	ZB600-GL	Y-103V	2031	---
L175	Z751	Y-106-1	6525	---
L185	Z751-A	Y-106-1	6525	---
L235	D1102-A	Y-106V	6926	---
L245	D1101-A	Y-106-1	6525	---
L245-2	D1102-A	Y-106V	6926	---
L275	D1302-A	Y-106V	6926	---
L295	D1301-A	Y-106-1	6525	---
L305	D1302-DA	Y-106V	6926	---
L345	V1501-DA	Y-106-1	6525	---
L1501	Z751	Y-106-1	6525	---
L1802	D1102-A	Y-106V	6926	---
L2002	D1302	Y-106V	6926	---
L2050	D1102-A	Y-106V	6926	---
L2201	DH1101	Y-106-1	6525	---
L2202	D1402-L	Y-106V	6926	---
L2250	D1302-DI-A	Y-119V	7465	---
L2350	D1102-A	Y-106V	6926	---
L2402	D1402	Y-106V	6926	---
L2550	D1402-DI-A	Y-119V	7465	---
L2601	V1502-L	Y-106V	6926	---
L2602	VT1502	Y-106V	6926	---
L2650	D1402-DI-A	Y-119V	7465	---
L2802	V1502	Y-106V	6926	---
L2850	D1702-DI-A	Y-119V	7465	---
L2950	D1402-DI-A	Y-119V	7465	---
L295-2	D1302-A	Y-106V	6926	---
L3001	V1502-A	Y-106-1	6525	---
L3202	V1502	Y-106V	6926	---
L3250	V1902-DI-A	Y-119V	7465	---
L3350	V1902-DI-A	Y-119V	7465	---
L3450	V1902-DI-AE	Y-119V	7465	---
L3602	V1902	Y-106V	6926	---
L3750	F2302-DI-L	Y-119V	7465	---
L4150	F2302-DI	Y-119V	7465	---
L4202	VT1502	Y-106V	6926	---
L4212	VT1502	Y-106V	6926	---
L4350	V2303-DI	Y-119V	7465	---
L4850	F2503-DI	Y-119V	7465	---
L5450	F2803-DI	Y-119V	7465	---
M4000	S2600	Y-106-1	6525	---
M4030	S2602-DI	Y-119V	7465	---
M4500	S2602-A	Y-106-1	6525	---
M4950	S2800	Y-106V	6926	---
M5000	D3000	Y-203	2532	---
M5030	S2802-DI	Y-119V	7465	---
M5500	D3000-A	Y-203	2532	---
M6000	V4000-L	Y-203	2532	---
M7000	V4000	Y-203	2532	---
M7500	V4000-A	Y-203	2532	---
MASSEY-FERGUSON				
BALER				
		AB-6	2910	.025"


Farm Equipment

Denotes Original Equipment
 ^ Available in Blister Pack (see page 6)

Note: Due to different operating or engine conditions an alternate heat range plug maybe required.

MAKE & MODEL	ENGINE	REGULAR PLUG	STK#	GAP
MASSEY-FERGUSON Cont'd				
FORAGE HARVESTER				
		AB-6	2910	.025"
OTHER				
26		B6S	3510	.025"
27		B6S	3510	.025"
27L		B6S	3510	.025"
35		AB-6	2910	.025"
50 CLIPPER		AB-6	2910	.025"
60SP		B6S	3510	.025"
70		B6S	3510	.025"
72		B6S	3510	.025"
80		B6S	3510	.025"
82		B6S	3510	.025"
90		B6S	3510	.025"
92		B6S	3510	.025"
92 SUPER		B6S	3510	.025"
MF410 S.P. (1970-1974)	CHEVROLET 292 CU IN.	UR5	2771	.036"
MF410 S.P. (1975)	CHEVROLET 292 CU IN.	YR5	7052	.036"
MF410 S.P. (TO 1969)	CHEVROLET 292 CU IN.	B6ES	7432	.036"
MF510 S.P.	CHEVROLET 327 CU IN.	B6S	3510	.036"
MF510 S.P. (1969-1970)	CHEVROLET 350 CU IN.	BR6ES	4922	.036"
MF510 S.P. (1971-1972)	CHEVROLET 350 CU IN.	UR4	6630	.036"
MF510 S.P. (1973-1975)	CHEVROLET 350 CU IN.	YR5	7052	.036"
MF3000 S.P.		B6ES	7432	.025"
P		B6S	3510	.025"
S		B6S	3510	.025"
S.P. CLIPPER		AB-6	2910	.025"
S.P. CORNPICKER		AB-6	2910	.025"
SWATHER		AB-6	2910	.025"
TRACTOR				
11 PONY	GAS	AB-6	2910	.025"
16 PACER	GAS	AB-6	2910	.025"
21 COLT	GAS	AB-6	2910	.025"
22	GAS	AB-6	2910	.025"
22K	GAS	AB-6	2910	.025"
23	GAS	AB-6	2910	.025"
23K	GAS	AB-6	2910	.025"
30	GAS	AB-6	2910	.025"
30K	GAS	AB-6	2910	.025"
33	GAS	AB-6	2910	.025"
44	GAS	AB-6	2910	.025"
44 SPECIAL	GAS	AB-6	2910	.025"
44 SPECIAL	LPG	AB-6	2910	.020"
55	GAS	AB-6	2910	.025"
97	LPG	AB-6	2910	.020"
101 JR.	GAS	AB-6	2910	.025"
102 JR.	GAS	AB-6	2910	.025"
203	GAS	AB-6	2910	.025"
333	GAS	AB-6	2910	.025"
333	LPG	AB-6	2910	.020"
444	GAS	AB-6	2910	.025"

MAKE & MODEL	ENGINE	REGULAR PLUG	STK#	GAP
MASSEY-FERGUSON Cont'd				
444	LPG	AB-6	2910	.020"
555	GAS	AB-6	2910	.025"
555	LPG	AB-6	2910	.020"
1433	DIESEL	Y-510R #	91712	---
1440	DIESEL	Y-510R #	91712	---
1455	DIESEL	Y-510R #	91712	---
1520	DIESEL	Y-510R #	91712	---
1526	DIESEL	Y-510R #	91712	---
1528	DIESEL	Y-510R #	91712	---
1529	DIESEL	Y-510R #	91712	---
1531	DIESEL	Y-510R #	91712	---
1532	DIESEL	Y-510R #	91712	---
1533	DIESEL	Y-510R #	91712	---
1540	DIESEL	Y-510R #	91712	---
1547	DIESEL	Y-510R #	91712	---
1552	DIESEL	Y-510R #	91712	---
1560	DIESEL	Y-510R #	91712	---
1635	DIESEL	Y-510R #	91712	---
1643	DIESEL	Y-510R #	91712	---
1648	DIESEL	Y-510R #	91712	---
1652	DIESEL	Y-510R #	91712	---
1655	DIESEL	Y-510R #	91712	---
1660	DIESEL	Y-510R #	91712	---
2135	CONTINENTAL Z134	AB-6	2910	.025"
2200	CONTINENTAL Z134	AB-6	2910	.025"
F35	GAS	AB-6	2910	.025"
F40	GAS	AB-6	2910	.025"
FC23	DIESEL	Y-510R #	91712	---
GC2300	DIESEL	Y-510R #	91712	---
GC2310	DIESEL	Y-510R #	91712	---
GC2400	DIESEL	Y-510R #	91712	---
GC2410	DIESEL	Y-510R #	91712	---
GC2600	DIESEL	Y-510R #	91712	---
GC2610	DIESEL	Y-510R #	91712	---
MF20	FROM: 152UA15061A	BPR5ES SLD	4006	.025"
MF20	TO: 152UA15061A	B6S	3510	.025"
MF30B		AB-6	2910	.025"
MF35	GAS	AB-6	2910	.025"
MF40	FROM: 152UA15061A	BPR5ES SLD	4006	.025"
MF40	TO: 152UA15061A	B6S	3510	.025"
MF50	GAS	AB-6	2910	.025"
MF65	GAS	AB-6	2910	.025"
MF85	GAS	AB-6	2910	.025"
MF88	GAS	AB-6	2910	.025"
MF90	GAS	AB-6	2910	.025"
MF135	GAS CONTINENTAL Z-134	AB-6	2910	.025"
MF135	GAS PERKINS AG3-152 3/4" RCH.	BP5ES	7832	.025"
MF135	GAS PERKINS AG3-152 3/8" RCH.	B6S	3510	.025"



Denotes Original Equipment

^ Available in Blister Pack (see page 6)

Note: Due to different operating or engine conditions an alternate heat range plug maybe required.

MAKE & MODEL	ENGINE	REGULAR PLUG	STK#	GAP
MASSEY-FERGUSON Cont'd				
MF135 DELUXE & VINEYARD	GAS CONTINENTAL Z-145	AB-6	2910	.025"
MF150	GAS CONTINENTAL Z-145	AB-6	2910	.025"
MF150	GAS PERKINS AG3-152 3/4" RCH.	BP5ES	7832	.025"
MF150	GAS PERKINS AG3-152 3/8" RCH.	B6S	3510	.025"
MF165	GAS CONTINENTAL G-176	AB-6	2910	.025"
MF165	GAS PERKINS AG4-212	B6S	3510	.025"
MF165	LPG CONTINENTAL GB-176	AB-6	2910	.020"
MF175	GAS CONTINENTAL G-206	AB-6	2910	.025"
MF175	GAS CONTINENTAL GB-206	AB-6	2910	.025"
MF175	GAS PERKINS AG4-236	B6S	3510	.025"
MF180	GAS CONTINENTAL G-206	AB-6	2910	.025"
MF180	GAS CONTINENTAL GB-206	AB-6	2910	.025"
MF180	GAS PERKINS AG4-236	B6S	3510	.025"
MF202		AB-6	2910	.025"
MF204		AB-6	2910	.025"
MF20C		AB-6	2910	.025"
MF220	FROM: 152UA15061A	BPR5ES SLD	4006	.025"
MF225	GAS PERKINS AG4-212	B6S	3510	.025"
MF230	GAS CONTINENTAL Z-145	AB-6	2910	.025"
MF235	GAS CONTINENTAL Z-145	AB-6	2910	.025"
MF265	GAS PERKINS AG4-236	B6S	3510	.025"
MF1100	GAS WAUKESHA F-320G	AB-6	2910	.025"
MF1100	LPG WAUKESHA F320-G	AB-6	2910	.020"
MF2200	TO: 152UA15061A	B6S	3510	.025"
MF2500	FROM: 152UA15061A	BPR5ES SLD	4006	.025"
MF2500	TO: 152UA15061A	B6S	3510	.025"
MF4500	CONTINENTAL Z145	AB-6	2910	.025"
MF6500	FROM: 152UA15061A	BP5ES	7832	.025"
MF6500	TO: 152UA15061A	B6S	3510	.025"
TE20	LPG	AB-6	2910	.020"

MAKE & MODEL	ENGINE	REGULAR PLUG	STK#	GAP
MASSEY-FERGUSON Cont'd				
TEA20	LPG	AB-6	2910	.025"
TO20	LPG	AB-6	2910	.025"
TO30	LPG	AB-6	2910	.025"
TO35	LPG	AB-6	2910	.025"
WINDROWER				
		AB-6	2910	.025"
MELROE				
LOADER				
M-440	GAS ONAN	B-6L	3212	.025"
M-444	LPG ONAN	B-6L	3212	.018"
M-500	GAS 24HP. KOHLER K662	B6S	3510	.025"
M-500	LPG 24HP. KOHLER K662	B6S	3510	.018"
M-500	WISCONSIN VH4D	AB-6	2910	.025"
MEYER				
HAY DRYER				
		XR4	5858	.025"
MICHIGAN				
TRACTOR				
SERIES II TRACTOR-SHOVEL	CONTINENTAL F224	AB-6	2910	.025"
SERIES II TRACTOR-SHOVEL	WAUKESHA 135-GZ	B-6L	3212	.025"
SERIES II TRACTOR-SHOVEL	WAUKESHA F238G	BP5ES	7832	.025"
MINNEAPOLIS-MOLINE				
BALER				
103		AB-6	2910	.030"
520		AB-6	2910	.030"
620		AB-6	2910	.030"
720		AB-6	2910	.030"
COMBINE				
25		AB-6	2910	.030"
33		AB-6	2910	.030"
35		AB-6	2910	.030"
40		AB-6	2910	.030"
69		AB-6	2910	.030"
88		AB-6	2910	.030"
430		BR6S	3522	.036"
431		BR6S	3522	.036"
445		AB-6	2910	.030"
525		BR6S	3522	.036"
535		BR6S	3522	.036"
542		BR6S	3522	.036"
545		BR6S	3522	.036"
2890		BR6S	3522	.036"
3490		BR6S	3522	.036"
3496		BR6S	3522	.036"
4290		BR6S	3522	.036"
4292		BR6S	3522	.036"
4293		BR6S	3522	.036"
4296	6 CYL	BR6S	3522	.036"
4296	8 CYL	XR5	3332	.036"
5297		XR5	3332	.036"
5555	318 CU IN. V-8	XR5	3332	.036"
G-4		AB-6	2910	.030"


Farm Equipment

Denotes Original Equipment
 ^ Available in Blister Pack (see page 6)

Note: Due to different operating or engine conditions an alternate heat range plug maybe required.

MAKE & MODEL	ENGINE	REGULAR PLUG	STK#	GAP
MINNEAPOLIS-MOLINE Cont'd				
H-69		AB-6	2910	.030"
J		AB-6	2910	.030"
J2		AB-6	2910	.030"
CRAWLER				
2-4-5 STAR	GAS 14MM HDS.	B6S	3510	.025"
2-4-5 STAR	GAS 18MM HDS.	AB-6	2910	.025"
2-4-5 STAR	LPG	AB-6	2910	.017"
FORAGE HARVESTER				
840	CHRYSLER	XR5	3332	.036"
840	GM	B7ES	1111	.036"
OTHER				
	18MM HDS.	AB-6	2910	.030"
S		AB-6	2910	.030"
SP		AB-6	2910	.030"
SR		AB-6	2910	.030"
TRACTOR				
335	GAS 14MM HDS.	B6S	3510	.025"
335	GAS 18MM HDS.	AB-6	2910	.025"
335	LPG	AB-6	2910	.017"
445	GAS 14MM HDS.	B6S	3510	.025"
445	GAS 18MM HDS.	AB-6	2910	.025"
445	LPG	AB-6	2910	.017"
A4T1600	LPG	AB-6	2910	.017"
G704	GAS	AB-6	2910	.025"
G704	LPG	AB-6	2910	.017"
G705	GAS	AB-6	2910	.025"
G705	LPG	AB-6	2910	.017"
G900	GAS	AB-6	2910	.025"
G900	LPG	AB-6	2910	.017"
G950	GAS	AB-6	2910	.025"
G950	LPG	AB-6	2910	.017"
G955	LPG	AB-6	2910	.017"
G1000	GAS	AB-6	2910	.025"
G1000	LPG	AB-6	2910	.017"
G1050	GAS	AB-6	2910	.025"
G1050	LPG	AB-6	2910	.017"
G1350	LPG	AB-6	2910	.017"
G1355	LPG	AB-6	2910	.017"
JET STAR SERIES	GAS	AB-6	2910	.025"
JET STAR SERIES	LPG	AB-6	2910	.017"
M5	GAS	AB-6	2910	.025"
M5	LPG	AB-6	2910	.017"
M504	GAS	AB-6	2910	.025"
M504	LPG	AB-6	2910	.017"
M602	GAS	AB-6	2910	.025"
M602	LPG	AB-6	2910	.017"
M604	GAS	AB-6	2910	.025"
M604	LPG	AB-6	2910	.017"
M670	GAS	AB-6	2910	.025"
M670	LPG	AB-6	2910	.017"
SERIES BF	GAS 14MM HDS.	B6S	3510	.025"
SERIES BG	GAS 14MM HDS.	B6S	3510	.025"
SERIES G	GAS 18MM HDS.	AB-6	2910	.025"
SERIES R	GAS 14MM HDS.	B6S	3510	.025"
SERIES U	GAS 18MM HDS.	AB-6	2910	.025"
SERIES Z	GAS 14MM HDS.	B6S	3510	.025"

MAKE & MODEL	ENGINE	REGULAR PLUG	STK#	GAP
MINNEAPOLIS-MOLINE Cont'd				
SERIES Z	GAS 18MM HDS.	AB-6	2910	.025"
U302	GAS	AB-6	2910	.025"
U302	LPG	AB-6	2910	.017"
NEW IDEA				
TRACTOR				
701 (1970-1974)	CHEVROLET 292 CU IN.	UR5	2771	.036"
701 (1975)	CHEVROLET 292 CU IN.	YR5	7052	.036"
701 (TO 1969)	CHEVROLET 292 CU IN.	B6ES	7432	.036"
702 (1960-1968)	3/4" RCH.	BP5ES	7832	.030"
702 (1960-1968)	3/8" RCH.	B6S	3510	.030"
702 (1969-1970)	GMC 401 CU IN.	BR6ES	4922	.036"
702 (1971-1972)	GMC 401 CU IN.	BPR5ES SLD	4006	.036"
703 (1970-1974)	CHEVROLET 292 CU IN.	UR5	2771	.036"
703 (1975)	CHEVROLET 292 CU IN.	B6ES	7432	.036"
703 (TO 1969)	CHEVROLET 292 CU IN.	B6ES	7432	.036"
OLIVER				
BALER				
8		AB-6	2910	.030"
50		AB-6	2910	.030"
60		AB-6	2910	.030"
60T		AB-6	2910	.030"
60W		AB-6	2910	.030"
62T		AB-6	2910	.030"
62W		AB-6	2910	.030"
100		AB-6	2910	.030"
101		AB-6	2910	.030"
103		AB-6	2910	.030"
520		AB-6	2910	.030"
620		AB-6	2910	.030"
720		AB-6	2910	.030"
COMBINE				
6		AB-6	2910	.025"
10		AB-6	2910	.025"
14		AB-6	2910	.025"
15		AB-6	2910	.025"
20		AB-6	2910	.025"
22		AB-6	2910	.025"
22SP		AB-6	2910	.025"
35		AB-6	2910	.025"
40		AB-6	2910	.025"
430		BR6S	3522	.036"
431		BR6S	3522	.036"
525		BR6S	3522	.036"
535		BR6S	3522	.036"
542	6 CYL	BR6S	3522	.036"
542	V-8 3/4" RCH.	BP5ES	7832	.036"
542	V-8 3/8" RCH.	XR5	3332	.036"
545	6 CYL	BR6S	3522	.036"
545	V-8 3/4" RCH.	BP5ES	7832	.036"
545	V-8 3/8" RCH.	XR5	3332	.036"
5542	6 CYL	BR6S	3522	.036"
5542	V-8 3/4" RCH.	BP5ES	7832	.036"



Denotes Original Equipment

^ Available in Blister Pack (see page 6)

Note: Due to different operating or engine conditions an alternate heat range plug maybe required.

MAKE & MODEL	ENGINE	REGULAR PLUG	STK#	GAP
OLIVER Cont'd				
5542	V-8 3/8" RCH.	XR5	3332	.036"
5555	V-8 3/4" RCH.	BP5ES	7832	.036"
5555	V-8 3/8" RCH.	XR5	3332	.036"
CRANKING ENGINE				
AD		B6S	3510	.025"
BD		B6S	3510	.025"
DD		B6S	3510	.025"
CRAWLER				
15	GAS	B6S	3510	.025"
20	GAS	B6S	3510	.025"
20C	GAS	B6S	3510	.025"
25	GAS	B6S	3510	.025"
30G	GAS	B6S	3510	.025"
35	GAS	B6S	3510	.025"
40	GAS	B6S	3510	.025"
40-30	GAS	B6S	3510	.025"
55	GAS	B6S	3510	.025"
80	GAS	B6S	3510	.025"
AG	GAS	B6S	3510	.025"
AG-6	GAS	AB-6	2910	.025"
BG	GAS	B6S	3510	.025"
BGS	GAS	B6S	3510	.025"
CG	GAS	B6S	3510	.025"
DG	GAS	B6S	3510	.025"
EG	GAS	B6S	3510	.025"
EH	GAS	B6S	3510	.025"
EHG	GAS	B6S	3510	.025"
EN	GAS	B6S	3510	.025"
FG	GAS	B6S	3510	.025"
GG	GAS	B6S	3510	.025"
HG	GAS	B6S	3510	.025"
OC-3	GAS	B6S	3510	.025"
OC-4	GAS	B6S	3510	.025"
OC-4-3G	GAS	B6S	3510	.025"
OC-6	GAS	AB-6	2910	.025"
OC-12	GAS	B6S	3510	.025"
FORAGE HARVESTER				
240	CHRYSLER	XR5	3332	.036"
240	GM 478	B7ES	1111	.036"
TRACTOR				
2-44		AB-6	2910	.025"
2-62		AB-6	2910	.025"
2-63	WAUKESHA F232G	AB-6	2910	.025"
2-78, 2-78-L, 2-78-15, 2-78-17		BP5ES	7832	.025"
2-105		AB-6	2910	.025"
4-78, 4-78-L, 4-78-15, 4-78-17		BP5ES	7832	.025"
4-105		BP5ES	7832	.025"
6KD	GAS	AB-6	2910	.025"
60	GAS 6 CYL	AB-6	2910	.025"
66	GAS 6 CYL	AB-6	2910	.025"
66KD	GAS	AB-6	2910	.025"
70	GAS 6 CYL	AB-6	2910	.025"
70, 77		AB-6	2910	.025"
70KD	GAS	AB-6	2910	.025"

MAKE & MODEL	ENGINE	REGULAR PLUG	STK#	GAP
OLIVER Cont'd				
77	GAS 6 CYL	AB-6	2910	.025"
77KD	GAS	AB-6	2910	.025"
88	GAS 6 CYL	AB-6	2910	.025"
88	LPG	AB-6	2910	.020"
88KD	GAS	AB-6	2910	.025"
99	GAS 6 CYL	AB-6	2910	.025"
166	GAS	AB-6	2910	.025"
177	GAS	AB-6	2910	.025"
188	GAS	AB-6	2910	.025"
199	GAS	AB-6	2910	.025"
263FL	CHRYSLER HB225	BP5ES	7832	.025"
440	GAS	AB-6	2910	.025"
550	GAS	AB-6	2910	.025"
660	GAS	AB-6	2910	.025"
770	GAS	AB-6	2910	.025"
770	LPG	AB-6	2910	.020"
880	GAS	AB-6	2910	.025"
880	LPG	AB-6	2910	.020"
950	GAS	AB-6	2910	.025"
1250	GAS	B5HS	4210	.025"
1550	GAS	AB-6	2910	.025"
1550	LPG	AB-6	2910	.020"
1555	GAS	AB-6	2910	.025"
1600	GAS	BP5ES	7832	.025"
1600	LPG	B7ES	1111	.020"
1650	GAS	BP5ES	7832	.025"
1650	LPG	B7ES	1111	.020"
1655	GAS	BP5ES	7832	.025"
1655	LPG	B7ES	1111	.020"
1750	GAS	BP5ES	7832	.025"
1750	LPG	B7ES	1111	.020"
1755	GAS	BP5ES	7832	.025"
1755	LPG	B7ES	1111	.020"
1800 SERIES	LPG	B7ES	1111	.020"
1850	LPG	B7ES	1111	.020"
1855	LPG	B7ES	1111	.020"
HC MODELS 55	GAS	AB-6	2910	.025"
SUPER 44	GAS	AB-6	2910	.025"
SUPER 55	GAS	AB-6	2910	.025"
SUPER 55HC		AB-6	2910	.025"
SUPER 66	GAS	AB-6	2910	.025"
SUPER 77		AB-6	2910	.025"
SUPER 77	GAS	AB-6	2910	.025"
SUPER 77	LPG	AB-6	2910	.020"
SUPER 88		AB-6	2910	.025"
SUPER 88	GAS	AB-6	2910	.025"
SUPER 99	GAS	AB-6	2910	.025"
PEERLESS				
TRACTOR				
		BPR6ES ^	7131	.036"
POWER KING				
TRACTOR				
	12HP. KOHLER K301	B-6L	3212	.025"
	14HP. KOHLER K321	B-6L	3212	.025"


Farm Equipment

Denotes Original Equipment
 ^ Available in Blister Pack (see page 6)

Note: Due to different operating or engine conditions an alternate heat range plug maybe required.

MAKE & MODEL	ENGINE	REGULAR PLUG	STK#	GAP
POWER KING Cont'd				
	18HP. KOHLER K361	B-6L	3212	.025"
ROANOKE				
TRACTOR				
	WISCONSIN THD	AB-6	2910	.025"
	WISCONSIN VG4D	AB-6	2910	.025"
	WISCONSIN VH4D	AB-6	2910	.025"
SATOH				
TRACTOR				
S550G (1973-1974)		B7ES	1111	.030"
S650G (1972)		B7ES	1111	.030"
SIMPLICITY				
TRACTOR				
4040	ONAN KA	B-6L	3212	.025"
4041	ONAN KB	B-6L	3212	.025"
SKIBBE				
TRACTOR				
		BM6A SLD	6021	.025"
SPEICHER				
TRACTOR				
3/4" RCH	GMC 401 CU IN.	B6ES	7432	.025"
3/8" RCH	GMC 401 CU IN.	B6S	3510	.025"
TRENCHER				
	CHEVROLET 235 CU IN.	B6S	3510	.025"
	CHEVROLET 261 CU IN.	B6S	3510	.025"
	CHEVROLET 292 CU IN.	B6ES	7432	.025"
SPERRY-NEW HOLLAND				
BALE WAGON				
	FORD 361 CU IN.	AR6FS	3323	.036"
	FORD 460 CU IN.	UR5	2771	.036"
BALER				
	FORD 134 CU IN.	B-4L	3112	.036"
	FORD 172 CU IN.	B-4L	3112	.036"
	FORD 240 CU IN.	WR5	2438	.025"
	FORD 300 CU IN.	WR5	2438	.025"
	WISCONSIN THD	AB-6	2910	.030"
	WISCONSIN TJD	AB-6	2910	.030"
	WISCONSIN V461D	BP5ES	7832	.030"
	WISCONSIN V465D	BP5ES	7832	.030"
	WISCONSIN V46D	BP5ES	7832	.030"
	WISCONSIN VG4D	AB-6	2910	.030"
	WISCONSIN VH4D	AB-6	2910	.030"
	WISCONSIN VR4D	AB-6	2910	.030"
COMBINE				
	FORD 240 CU IN.	WR5	2438	.030"
	FORD 300 CU IN.	WR5	2438	.030"
	FORD 361 CU IN.	AR6FS	3323	.036"
	FORD 392 CU IN.	AR6FS	3323	.036"
HARVESTER				

MAKE & MODEL	ENGINE	REGULAR PLUG	STK#	GAP
SPERRY-NEW HOLLAND Cont'd				
	FORD 392 CU IN.	AR6FS	3323	.036"
HAYBINE				
	FORD 134 CU IN.	B-4L	3112	.025"
	FORD 200 CU IN.	WR5	2438	.036"
	WISCONSIN VG4D	AB-6	2910	.030"
LOADER				
		B-6L	3212	.036"
	23HP. KOHLER K582	B-4L	3112	.025"
	WISCONSIN TJD	AB-6	2910	.030"
	WISCONSIN V465D	BP5ES	7832	.030"
	WISCONSIN VG4D	AB-6	2910	.030"
	WISCONSIN VH4D	AB-6	2910	.030"
SPEEDROWER				
	FORD 173 CU IN.	B-4L	3112	.025"
	FORD 200 CU IN.	WR5	2438	.036"
	FORD 250 CU IN.	WR5	2438	.036"
	FORD 256 CU IN.	B5ES	6410	.025"
TRACTOR				
	KUBOTA 1920	Y-106V	6926	---
TRENCHER				
	16HP. KOHLER K341	B-6L	3212	.025"
	WISCONSIN TJD	AB-6	2910	.030"
	WISCONSIN VG4D	AB-6	2910	.030"
SUBARU-ROBIN				
TRACTOR				
ST41, ST041		BP4HS	3611	.024"
ST50, ST51, ST52, ST052		BP4HS	3611	.024"
TERRAMITE				
TRACTOR				
T7	20.0HP KOHLER COMMAND	BKR5ES	2460	.030"
TC5	20.0HP KOHLER COMMAND	BKR5ES	2460	.030"
TOHATSU				
TRACTOR				
T43G		B6S	3510	.024"
T50/E/F/G		B7S	3710	.024"
T56/C4		B7S	3710	.024"
T56E		B-4	3210	.024"
TORO				
TRACTOR				
6 CYL	FORD OHV 6 CYL	B-6L	3212	.025"
DINGO SERIES	20.0HP KOHLER COMMAND PRO	BKR5ES	2460	.030"
DINGO SERIES	22.0HP KOHLER COMMAND PRO	BKR5ES	2460	.030"
DINGO SERIES	25.0HP KOHLER COMMAND PRO	BKR5ES	2460	.030"
MODEL ME	CONTINENTAL F227	AB-6	2910	.025"
SERIES 5	CONTINENTAL F227	AB-6	2910	.025"



Denotes Original Equipment

^ Available in Blister Pack (see page 6)

Note: Due to different operating or engine conditions an alternate heat range plug maybe required.

MAKE & MODEL	ENGINE	REGULAR PLUG	STK#	GAP
TORO Cont'd				
SERIES 6	CHEVROLET 250 CU IN.	UR4	6630	.036"
TRENCHMASTER				
TRACTOR				
F-703	5.5HP HONDA	BPR6ES SLD #	4008	.030"
F-703	6.5HP HONDA GX200	BPR6ES SLD #	4008	.028"
F-1202	8.0HP HONDA GX240	BPR6ES SLD #	4008	.028"
F-1202	9.0HP HODNA	BPR6ES SLD #	4008	.028"
VERSATIVE				
SWATHER				
HYDROSTATIC SWATHER	FORD 200 CU IN.	AR6FS	3323	.030"
WHITE				
TRACTOR				
2-44, 2-44L, 2-44-LL		AB-6	2910	.025"
2-44-13, 2-44-13LL, 2-44- FL		AB-6	2910	.025"
2-62, 2-62-L, 2-62-15, 2- 62-FL		AB-6	2910	.025"
2-63-L, 2-63-15		AB-6	2910	.025"
2-66		AB-6	2910	.025"
2-70 (1975-1970)		BP5ES	7832	.025"
2-78, 2-78-L, 2-78-15, 2- 78-17		BP5ES	7832	.025"
2-105, 2-115, 2-144		BP5ES	7832	.025"
4-78, 4-78-L, 4-78-15, 4- 78-17		BP5ES	7832	.025"
4-78-FL, 4-105, 4-115, 4- 144		BP5ES	7832	.025"
WICHITA				
TRACTOR				
270R	CONTINENTAL R800-46	BP6HS	7331	.025"

Industrial Tractors & Lift Trucks

Denotes Original Equipment
 ^ Available in Blister Pack (see page 6)

Note: Due to different operating or engine conditions an alternate heat range plug maybe required.

MAKE & MODEL	ENGINE	REGULAR PLUG	STK#	GAP
ALLIS-CHALMERS				
706B		BP5ES	7832	.025"
CHORE BOY	18MM HDS.	AB-6	2910	.025"
CHORE BOY	I.H.C.	AB-6	2910	.020"
CHORE BOY	WAUKESHA	AB-6	2910	.020"
CHORE BOY	WISCONSIN	AB-6	2910	.025"
G-153		B5ES	6410	.025"
G-230		B5ES	6410	.025"
G-262		B5ES	6410	.025"
TL-6		B6S	3510	.025"
TL-10		B5ES	6410	.025"
TL-12		B5ES	6410	.025"
TL-14		B5ES	6410	.025"
TL-15		B6S	3510	.025"
TL-545G		B6ES	7432	.025"
TL-545G	ALLIS-CHALMERS	B-4	3210	.025"
TL-545G	BRIGGS & STRATTON	B6S	3510	.025"
TL-545G	BUDA	B-4	3210	.025"
TL-545G	I.H.C.	B6S	3510	.025"
TL-545G	ONAN CK	B-6L	3212	.025"
TL-545G	WAUKESHA	B6S	3510	.025"
AMERICAN				
ECONOMOBILE		AB-6	2910	.025"
AMERICAN COLEMAN				
MB-4 AIRCRAFT TOW TRUCK		B-4	3210	.025"
ATLAMATIC				
	VOLKSWAGEN	B5HS	4210	.025"
AUTOMOTIVE				
GLF	GAS	AB-6	2910	.025"
GLF	LPG	AB-6	2910	.020"
GLT	GAS	AB-6	2910	.025"
GLT	LPG	AB-6	2910	.020"
GMF	GAS	AB-6	2910	.025"
GMF	LPG	AB-6	2910	.020"
BAKER				
	14MM HDS.	B6S	3510	.025"
	18MM HDS.	AB-6	2910	.025"
BELL				
PRIME MOVER		AB-6	2910	.025"
BOLENS				
	GK MODEL 960	AB-6	2910	.025"
CASE				
310, 320	18MM HDS.	AB-6	2910	.025"
420, 430	18MM HDS.	AB-6	2910	.025"
500, 500LK, 520, 530	18MM HDS.	AB-6	2910	.025"
600, 620, 680	18MM HDS.	AB-6	2910	.025"
1530, 1537	18MM HDS.	AB-6	2910	.025"
1818	14MM HDS.	TR5	2238	.025"
1825	14MM HDS.	B5ES	6410	.025"
1835C	14MM HDS.	BPR4ES SLD ^	6578	.025"
1835C	18MM HDS.	AB-6	2910	.025"
1835C	NISSAN 25HP. A12	B5ES	6410	.025"
1835C	ONAN 18HP. TWIN	TR5	2238	.025"

MAKE & MODEL	ENGINE	REGULAR PLUG	STK#	GAP
CASE Cont'd				
CI, DI	18MM HDS.	AB-6	2910	.025"
LAI, LI	18MM HDS.	AB-6	2910	.025"
LI, SI, VI	14MM HDS.	B6S	3510	.025"
M3, MB3	18MM HDS.	AB-6	2910	.025"
RI	18MM HDS.	AB-6	2910	.025"
TELEDYNE	TM20 48HP.	BPR4ES SLD ^	6578	.025"
VAI, VI	18MM HDS.	AB-6	2910	.025"
W3, W5, W7, W8, W8B	18MM HDS.	AB-6	2910	.025"
W9, W9A, W9B, W10B	18MM HDS.	AB-6	2910	.025"
W10 TERRALOADER	18MM HDS.	AB-6	2910	.025"
CATERPILLAR				
824, 834		XR4	5858	.030"
824, 834	18MM HDS.	AB-6	2910	.025"
1404	HERCULES G1600	B6S	3510	.025"
D2, D4		XR4	5858	.030"
D2, D4, D6, D7, D8, D9	18MM HDS.	AB-6	2910	.025"
D4C, D6B		XR5	3332	.030"
D6, D7, D8, D9		XR4	5858	.030"
DW10, DW15	18MM HDS.	AB-6	2910	.025"
DW15, DW20, DW21		XR4	5858	.030"
DW20, DW21	18MM HDS.	AB-6	2910	.025"
RD4		XR4	5858	.030"
RD4, 824, 834, F163, F227	18MM HDS.	AB-6	2910	.025"
T30B, T35B		XR5	3332	.036"
T30D	PEUGEOT	BP5ES	7832	.025"
T40B, T45B		XR5	3332	.036"
T50B, T55B		XR5	3332	.036"
T60B		XR5	3332	.036"
V30C, V35C		XR5	3332	.036"
V40C, V45C		XR5	3332	.036"
V50C		XR5	3332	.036"
V80E 6.5 AMP		BPR4ES SLD ^	6578	.025"
CHAMP				
LIFT TRUCK	CHRYSLER	B6S	3510	.025"
LIFT TRUCK	CHRYSLER LPG	BR6S	3522	.025"
LIFT TRUCK	CONTINENTAL	AB-6	2910	.025"
LIFT TRUCK	PERKINS F4-236	BP5ES	7832	.025"
CLARK				
	18MM HDS.	AB-6	2910	.025"
C500-20, -25		AB-6	2910	.025"
C500-30, -40, -55		AB-6	2910	.025"
C500, 60, 70, 80, 90, S100		BPR4ES SLD ^	6578	.025"
C500-60, -70, -80	18MM HDS.	AB-6	2910	.025"
C500-100, -120, -130, -150		AB-6	2910	.025"
CAR LOADER, CLARKAT, CLARKETTE		AB-6	2910	.025"
CL20, CL30, CL40, CL50		AB-6	2910	.025"
CLARK 75 (UNSHIELDED)		B6S	3510	.025"
CLARKLIFT C60, C70, C80		AB-6	2910	.025"
CLARK-ROSS Y200 TRUCK		B6S	3510	.025"
CLARKTOR 6, 120, CFY, CY		B6S	3510	.025"



Denotes Original Equipment

^ Available in Blister Pack (see page 6)

Note: Due to different operating or engine conditions an alternate heat range plug maybe required.

MAKE & MODEL	ENGINE	REGULAR PLUG	STK#	GAP
CLARK Cont'd				
CLARKTOR, 6CLIPPER, TRUCTRATOR, UTILITRUC		AB-6	2910	.025"
GCS12, 15, 20, 25	mitsubishi 4G32	BPR4ES SLD ^	6578	.025"
GCS17, 20, 22, 25	mitsubishi 4G54	BPR4ES SLD ^	6578	.025"
GCS17, 20, 22, 25, 27, 30		AB-6	2910	.025"
GCS27, 30	mitsubishi 4G54	BPR4ES SLD ^	6578	.025"
GCS30, 175	mitsubishi 4G32	BPR4ES SLD ^	6578	.025"
GPS12, 15	mitsubishi 4G32	BPR4ES SLD ^	6578	.025"
GPS20, 22, 25, 27, 30		AB-6	2910	.025"
GPS20, 22, 25, 27, 30	mitsubishi 4G54	BPR4ES SLD ^	6578	.025"
HYL150		B6S	3510	.025"
IT50		B6ES	7432	.025"
IT50	FORD 300 CU IN.	AR6FS	3323	.025"
IT60		B6ES	7432	.025"
IT60	FORD 300 CU IN.	AR6FS	3323	.025"
IT70		B6ES	7432	.025"
IT70	FORD 300 CU IN.	AR6FS	3323	.025"
IT80		B6ES	7432	.025"
IT80	FORD 300 CU IN.	AR6FS	3323	.025"
PLANELOADER (RESISTOR)		BR6S	3522	.025"
RANGER 150, 200, 300		B6S	3510	.025"
SERIES 71F	FORD	AB-6	2910	.025"
SERIES 71F	FORD	WR5	2438	.025"
SERIES 71H		B6S	3510	.025"
SERIES 81	HERCULES	B6S	3510	.025"
TRUCTRATOR		AB-6	2910	.025"
UTILITRUC		AB-6	2910	.025"
YARDLIFT 20, 40, 60, 100, 180		AB-6	2910	.025"
YARDLIST 150, 260		B6S	3510	.025"
YARKLIFT 20, 40, 60, 100, 180		AB-6	2910	.025"
YL150, YL350		B6S	3510	.025"
COLSON				
	14MM HDS.	B-2	3110	.025"
	18MM HDS.	AB-6	2910	.025"
CRAB				
TRACTOR		AB-6	2910	.025"
CUSHMAN				
	18MM HDS.	WR5	2438	.025"
	CUSHMAN 18HP.	WR5	2438	.025"
	CUSHMAN 22HP.	UR4	6630	.025"
	KOHLER K181 8HP.	B6S	3510	.025"
	KOHLER K301 12HP.	B-6L	3212	.025"
	OMC M109 LPG	WR5	2438	.018"
	OMC M109, M218	WR5	2438	.025"
MINUTE MISER		BM6A SLD	6021	.025"
MINUTE MISER	14MM HDS.	B-6L	3212	.025"
MINUTE MISER	18MM HDS. GASKET SEAT	AB-6	2910	.025"

MAKE & MODEL	ENGINE	REGULAR PLUG	STK#	GAP
CUSHMAN Cont'd				
MINUTE MISER	18MM HDS. TAPERED SEAT	WR5	2438	.025"
DAVIS				
TASK FORCE 700 TRENCHER		AB-6	2910	.025"
DYNAHOE				
	CONTINENTAL F244	AB-6	2910	.025"
3/4 TON	PERKINS G4-203	BP5ES	7832	.025"
ELWELL-PARKER				
	CONTINENTAL	AB-6	2910	.025"
ERICKSON				
1237	CONTINENTAL	AB-6	2910	.025"
E-Z LOADER		B6S	3510	.025"
F5W, F7		AB-6	2910	.025"
FRONT END LOADER		AB-6	2910	.025"
MCH		AB-6	2910	.025"
PLATFORM TRUCK		AB-6	2910	.025"
POWERKART		AB-6	2910	.025"
RACK RUNNER		AB-6	2910	.025"
FORD				
	104 CU IN.	BPR6ES SLD	4008	.025"
	134 CU IN.	B-6L	3212	.025"
	158 CU IN.	B5ES	6410	.025"
	172 CU IN.	B-6L	3212	.025"
	175 CU IN.	B5ES	6410	.025"
	192 CU IN.	B-6L	3212	.025"
	200 CU IN.	AR6FS	3323	.025"
	201 CU IN.	B5ES	6410	.025"
	219 CU IN.	B5ES	6410	.025"
	250 CU IN. 14MM HDS.	B5ES	6410	.025"
	250 CU IN. 18MM HDS.	AR6FS	3323	.025"
	256 CU IN.	B5ES	6410	.025"
	280 CU IN.	B5ES	6410	.025"
	300 CU IN.	AR6FS	3323	.025"
	330 CU IN.	AR6FS	3323	.025"
	351 CU IN. C	UR5	2771	.025"
	351 CU IN. W	WR5	2438	.025"
	360 CU IN.	WR5	2438	.025"
	361 CU IN.	AR6FS	3323	.025"
	390 CU IN.	WR5	2438	.025"
	391 CU IN.	AR6FS	3323	.025"
	400 CU IN.	B5ES	6410	.025"
	460 CU IN.	UR4	6630	.025"
	477 CU IN.	AR6FS	3323	.025"
	534 CU IN.	AR6FS	3323	.025"
FULTON				
20		B-4L	3112	.025"
27-40		AB-6	2910	.030"
42		AB-6	2910	.030"
60		BP5ES	7832	.030"
80		WR5	2438	.030"
GAR-BRO				
1000		B6S	3510	.025"
1200		B5ES	6410	.025"

Industrial Tractors & Lift Trucks

Denotes Original Equipment
 ^ Available in Blister Pack (see page 6)

Note: Due to different operating or engine conditions an alternate heat range plug maybe required.

MAKE & MODEL	ENGINE	REGULAR PLUG	STK#	GAP
GAR-BRO Cont'd				
1400		B6S	3510	.025"
POWER CART	GLADDEN 75	B6S	3510	.025"
TRUCK	MORRIS MINOR	B5ES	6410	.025"
TRUCK	WILLYS	B6S	3510	.025"
GEHL				
	FORD 1.1L, 1.32L	TR5	2238	.036"
GL2600		BR6ES	4922	.025"
GL4700		BPR6ES ^	7131	.025"
HL2500A		B5ES	6410	.025"
HL3000		B5ES	6410	.025"
HL4300		AB-6	2910	.025"
HL4500		BPR5ES SLD	4006	.025"
HL4700	LPG	BPR5ES SLD	4006	.015"
SL3510		BPR5ES SLD	4006	.025"
SL4510		BPR5ES SLD	4006	.025"
GENERAL				
	PERKINS G4-203	BP5ES	7832	.025"
GERLINGER				
	CONTINENTAL	AB-6	2910	.025"
	FORD	WR5	2438	.025"
	FORD 8RNN	B-6L	3212	.025"
	HERCULES	B6S	3510	.025"
	PERKINS G4-203	BP5ES	7832	.025"
HANDY-VAN				
ALL MODELS		AB-6	2910	.025"
HARLEY-DAVIDSON				
UTILICAR DC		BPR4ES SLD ^	6578	.040"
UTILICAR GE		B-6L	3212	.040"
HARLO				
HANDLER	KOHLER	B-6L	3212	.025"
HEFTY				
A-616	BRIGGS & STRATTON	BM6A SLD	6021	.025"
HOBART				
I.H.C.	UV549	B6S	3510	.030"
HOUGH				
P40		AB-6	2910	.025"
T30A, T50A		AB-6	2910	.025"
T120F		B6S	3510	.025"
T150		B6S	3510	.025"
T180		BR6S	3522	.025"
T225		BR6S	3522	.025"
HYDRA MAC				
5C	TECUMSEH HH-160	B6HS	7534	.025"
8C	ONAN NHCV	BR6ES	4922	.025"
12C	FORD 98 CU IN.	BPR6ES ^	7131	.025"
12CII	CHRYSLER H-105	BPR6ES ^	7131	.025"
20C	FORD 172 CU IN.	B-6L	3212	.025"
20CII	MAZDA 121 CU IN.	BPR6ES ^	7131	.025"
BIG MAC 18	FORD 172 CU IN.	B-6L	3212	.025"
MINI MAC 5	TECUMSEH HH-160	B6HS	7534	.025"
MITEY MAC 8B	ONAN NHC	BR6ES	4922	.025"
MITEY MAC II-10	FORD 98 CU IN.	BPR6ES ^	7131	.025"

MAKE & MODEL	ENGINE	REGULAR PLUG	STK#	GAP
HYSTER				
20C150-SC180-TC200	HERCULES	B6S	3510	.025"
ALL MODELS	FORD 172 CU IN.	B-6L	3212	.025"
ALL MODELS	FORD 192 CU IN.	B-6L	3212	.025"
ALL MODELS	GM 151 CU IN.	BP5ES	7832	.025"
ALL MODELS	GM 153 CU IN.	B-6L	3212	.025"
ALL MODELS	GM 250 CU IN. 3/4" RCH.	B5ES	6410	.025"
ALL MODELS	GM 250 CU IN. 3/8" RCH.	B6S	3510	.025"
ALL MODELS	GM 350 CU IN.	YR55	7240	.025"
CARRIER S60, S70, S80		AB-6	2910	.025"
H100-120B, H100-140C		AB-6	2910	.025"
H100-150C		AB-6	2910	.025"
H110F, H130F, H150F		YR5	7052	.036"
H111-150F, H150-250DE		UR4	6630	.025"
H130		YR5	7052	.036"
H150-225E (FROM: 191269)		BP5ES	7832	.025"
H150-225E (TO: 191268)		B6S	3510	.025"
H150-275H, H300A		UR4	6630	.036"
H150E-H275E		YR5	7052	.036"
H150F		YR5	7052	.036"
H200-H400		YR5	7052	.036"
H20-30E		AB-6	2910	.025"
H250-300A (FROM: 191269)		BP5ES	7832	.025"
H250-300A (TO: 191268)		B6S	3510	.025"
H250A		B6S	3510	.025"
H30-60F		B6S	3510	.025"
H30-60H		B-6L	3212	.025"
H35XL	4 CYL. MAZDA	BPR4ES SLD ^	6578	.030"
H360-400A, H360-620B		B6ES	7432	.025"
H360-460A		AB-6	2910	.025"
H360-460KE		AB-6	2910	.025"
H3B		B6ES	7432	.025"
H40H		B-6L	3212	.025"
H50H		B-6L	3212	.025"
H60, H70C, H80C		AB-6	2910	.025"
H60-80B		AB-6	2910	.025"
H700-800A, M200-300F	3/4" RCH.	B5ES	6410	.025"
KD KRANE		B6S	3510	.025"
KE KRANE		AB-6	2910	.025"
M2, M3, MD CARRIER, MH		B6S	3510	.025"
M200-300E		B6S	3510	.025"
M200-300F, XF60-VA70-ZA80	3/8" RCH.	B6S	3510	.025"
M200-400H		BP5ES	7832	.025"
MH3 CARRIER		AB-6	2910	.025"
P125-180A (FROM: 191269)		BP5ES	7832	.025"
P125-180A (TO: 191268)		B6S	3510	.025"
P150B-P200B		YR5	7052	.036"
P40A-P50A		UR5	2771	.036"
P60-80A, P60A-80A, KE		AB-6	2910	.025"
QC20, QN20, QT20		AB-6	2910	.025"
RC150-SC180-TC200	CHRYLSER IND53	B6ES	7432	.025"



Denotes Original Equipment

^ Available in Blister Pack (see page 6)

Note: Due to different operating or engine conditions an alternate heat range plug maybe required.

MAKE & MODEL	ENGINE	REGULAR PLUG	STK#	GAP
HYSTER Cont'd				
RC150-SC180-TC200	CHRYSLER IND52	B6S	3510	.025"
RC150-SC180-TC200	HERCULES	B6ES	7432	.025"
S100B		YR5	7052	.025"
S100E	CHEVROLET 250 CU IN.	UR4	6630	.025"
S125-150A		AB-6	2910	.025"
S20-30A, S20A-30A		AB-6	2910	.025"
S302 (FROM: D2D1501)		UR4	6630	.025"
S302 (FROM: D2D4302)		UR4	6630	.025"
S30-50B, S30-50C		AB-6	2910	.025"
S30-60ES		YR5	7052	.036"
S30B-S60B		UR4	6630	.036"
S30C		BP5ES	7832	.025"
S30E, S40E (FROM: D2D1501)		UR5	2771	.025"
S30E, S40E (FROM: D2D4302)		UR4	6630	.025"
S40C		BP5ES	7832	.025"
S50C		BP5ES	7832	.025"
S50E (FROM: D2D1501)		YR5	7052	.025"
S50E (FROM: D2D4302)		UR4	6630	.025"
S60-100A		AB-6	2910	.025"
S60-100B		AB-6	2910	.025"
S60B		YR5	7052	.025"
S60E	CHEVROLET 250 CU IN.	UR4	6630	.025"
S60E (FROM: D2D1501)		YR5	7052	.025"
S60E (FROM: D2D4302)		UR4	6630	.025"
S70B		YR5	7052	.025"
S70B-S100B		YR5	7052	.036"
S70E	CHEVROLET 250 CU IN.	UR4	6630	.025"
S80B		YR5	7052	.025"
S80E	CHEVROLET 250 CU IN.	UR4	6630	.025"
STRADDLE CARRIERS	CHRYSLER 53	B5ES	6410	.025"
TURRET TUG UC30, UE30, YC40, YE40, YT40		AB-6	2910	.025"
U30-YC40-HE50		AB-6	2910	.025"
UE30-YC40-HE50		AB-6	2910	.025"
YT40		AB-6	2910	.025"
INTERNATIONAL				
444		B6HS	7534	.025"
3444		B6HS	7534	.025"
4120	KOHLER	B-6L	3212	.025"
4130	ONAN	BR6ES	4922	.025"
4135		BR6ES	4922	.025"
4140	CHRYLSER	BPR6ES ^	7131	.025"
4140	FORD	BPR6ES ^	7131	.025"
4150	FORD	B-6L	3212	.025"
4150	MAZDA	BPR6ES ^	7131	.025"
7000		B6HS	7534	.025"
CRAWLER T340		AB-6	2910	.025"
ISCO				
SHUTTLE WAGON		AR6FS	3323	.025"
JAEGER				
LP12 AUTO SCOOP		AB-6	2910	.025"

MAKE & MODEL	ENGINE	REGULAR PLUG	STK#	GAP
JOHN DEERE				
60		B-6L	3212	.025"
70, JD14, 90, 125		AB-6	2910	.025"
440		B-6L	3212	.025"
840	START ENG.	B6S	3510	.025"
1010		B-6L	3212	.025"
3010		AB-6	2910	.025"
4010		AB-6	2910	.025"
2010 SERIES		B-6L	3212	.025"
JD24, JD24A, 170		AB-6	2910	.025"
JD300, JD300B		BP5ES	7832	.025"
JD301, JD301A		BP5ES	7832	.025"
JD302, JD302A		BP5ES	7832	.025"
JD310		BP5ES	7832	.025"
JD350, JD305B, JD350C		BP5ES	7832	.025"
JD380		BP5ES	7832	.025"
JD400, JD401, JD401A, JD401B, JD401C		BP5ES	7832	.025"
JD440, JD440B		BP5ES	7832	.025"
JD480, JD480A		BP5ES	7832	.025"
JD500, JD500A, JD500B		AB-6	2910	.025"
JD544		BP5ES	7832	.025"
JD600		AB-6	2910	.025"
KEM EQUIPMENT				
430	181 CU IN.	UR4	6630	.036"
643	262 CU IN.	TR5	2238	.036"
857	350 CU IN.	TR5	2238	.036"
874	454 CU IN.	TR5	2238	.036"
KOMATSU				
FG SERIES		B5ES	6410	.025"
KUBOTA				
AT25	GS90V	BR4HS	3322	.028"
AT55	GA200	BR4HS	3322	.028"
AT70S	GS280	BR4HS	3322	.028"
FRT50	GS200	B-4H	4110	.028"
FRT70	GS280	B-4H	4110	.028"
H1302	GS200	BP4HS-10	5011	.040"
HE20	GN100	B-4H	4110	.024"
HE22A	GS120	BP4HS-10	5011	.040"
HF20	GS130	BP6HS	7331	.024"
HF32	GS150	BP4HS-10	5011	.040"
HF52	GS170	BP4HS-10	5011	.040"
HH500	GN250	B-4H	4110	.024"
HS5, HS6	GS230-2MI	BPR4HS-10	5024	.040"
KD-15	Z751BD	Y-106-1	6525	---
KH-1	D1100BH	Y-106-1	6525	---
KH-10	D1100BH	Y-106-1	6525	---
KH-11H	D1302	Y-106V	6926	---
KH-12FD	D1402	Y-106V	6926	---
KH-14	D1301	Y-106-1	6525	---
KH-15	D1301	Y-106-1	6525	---
KH-18	S2200	Y-106-1	6525	---
KH-18-2	D850-BH	Y-103V	2031	---
KH-20	VT1502	Y-106V	6926	---
KH-5H	Z600-K1	Y-103V	2031	---
KH-8	D850	Y-103K	6325	---
KH-8H-2	D850BH	Y-103V	2031	---

Industrial Tractors & Lift Trucks

Denotes Original Equipment
 ^ Available in Blister Pack (see page 6)

Note: Due to different operating or engine conditions an alternate heat range plug maybe required.

MAKE & MODEL	ENGINE	REGULAR PLUG	STK#	GAP
KUBOTA Cont'd				
RC-15FD	D750K1	Y-103K	6325	---
RC-20	ZB500C-1K	Y-103K	6325	---
RC-20FD	D1402	Y-106V	6926	---
RC-25	ZB600C-1K	Y-103K	6325	---
RC-8FD	Z500-K1	Y-103K	6325	---
RH400	GS230	BP4HS-10	5011	.040"
RH500	GS280	BP4HS-10	5011	.040"
RW-25	V1500BDW	Y-106-1	6525	---
T150, T250, T350	GS130	BP4HS-10	5011	.040"
T2	GN100	B-4H	4110	.024"
T400	GS160	BP4HS-10	5011	.040"
T402	GS230	B-4H	4110	.024"
T450, T550	GS160	BP4HS-10	5011	.040"
T5, T6, T7	GN250	B-4H	4110	.024"
T602	GS280	B-4H	4110	.024"
T650	GN250	B-4H	4110	.024"
T702	GS280	B-4H	4110	.028"
T720, T750	GN250	B-4H	4110	.024"
T850	GS280	B-4H	4110	.028"
TD700	OC62	Y-709R	3238	---
TF35	GS150	BPR4HS-10	5024	.040"
TF45, TF55	GS110	BPR4HS-10	5024	.040"
TG600	GH170	BP6HS	7331	.024"
TG800-R	GH250	BP6HS	7331	.024"
TMA31	GS130	BP4HS-10	5011	.040"
TX120	GS120	BP4HS-10	5011	.040"
TX300	GS150	BP4HS-10	5011	.040"
TX400	GS160	BP4HS-10	5011	.040"
TX500	GS200	B-4H	4110	.028"
TX600	GS230	B-4H	4110	.028"
TX700	GS280	B-4H	4110	.028"
TX900	GS330	B-4H	4110	.028"
KWICK-TOTER				
ALL MODELS		AB-6	2910	.025"
LIFT DYNAMICS				
SCORPION	FORD 300 CU IN.	WR5	2438	.025"
LULL				
800	ONAN NHC	B5ES	6410	.025"
1200	CONTINENTAL Y-112	AB-6	2910	.025"
T10G2, T10G4		B6S	3510	.025"
M.H.F. WORK BULL				
202C		AB-6	2910	.025"
204		AB-6	2910	.025"
302		AB-6	2910	.025"
304		AB-6	2910	.025"
356		AB-6	2910	.025"
404		AB-6	2910	.025"
1001		AB-6	2910	.025"
MACDONALD				
ALL MODELS		B6S	3510	.025"
MEAD				
MODEL MM		B6S	3510	.025"
SPEED CAT		AB-6	2910	.025"
MELROE				
743	KUBOTA V1702	Y-106V	6926	---

MAKE & MODEL	ENGINE	REGULAR PLUG	STK#	GAP
MELROE Cont'd				
M440		B-6L	3212	.025"
M444		B-6L	3212	.025"
M500	FORD IND	BPR6ES ^	7131	.025"
M500	KOHLER 18HP. TWIN	UR4	6630	.025"
M500	KOHLER K321	B-6L	3212	.025"
M500	mitsubishi 4G32	BPR4ES SLD ^	6578	.025"
M500	WISCONSIN VH4D	AB-6	2910	.025"
MERCURY				
A460GT	FORD	B-6L	3212	.025"
A460PT		B-6L	3212	.025"
BANTY	18MM HDS.	AB-6	2910	.025"
HUSKIE		B6S	3510	.025"
SUPER HUSKIE		B6S	3510	.025"
mitsubishi				
FG-10, FG-15		BPR4ES SLD ^	6578	.025"
FG-20, FG-25, FG-30		BPR4ES SLD ^	6578	.025"
FG-35, FG-40		BPR4ES SLD ^	6578	.025"
G3L, 4L/5L/6L/7L/8L/N25		B6S	3510	.024"
G4L-A		B-4	3210	.024"
G6L-A, G7L-4		B-4	3210	.024"
K2 (S), K2B/C	DIESEL	Y-114T	6528	---
K2A /S, K2B, K2C		Y-114T	6528	---
K3		Y-110	6825	---
K3	DIESEL	Y-110	6825	---
K3A/B/C/D/E/F/H/M		Y-114T	6528	---
K3A/B/C/D/E/F/H/M	DIESEL	Y-114T	6528	---
K4		Y-110	6825	---
K4	DIESEL	Y-110	6825	---
K4A/B/C/D/E/F/12/13/14		Y-114T	6528	---
KE55/80/85/95/130		Y-110	6825	---
KE70/75, KE70L/75L		Y-110	6825	---
L06P, L08, L1L, L2L		B-4	3210	.024"
NE-35K		B6S	3510	.024"
NAMCO				
	ONAN NHBV	BR6ES	4922	.025"
	ONAN K,KB	B-6L	3212	.025"
NAPCO				
42PG-1000		AB-6	2910	.025"
44PG-1000		AB-6	2910	.025"
NISSAN				
A12, A15		B5ES	6410	.028"
D11 (B MODEL)		B5ES	6410	.028"
F05 FORKLIFT SERIES	TB45 EccS LPG	BPR4ES-H	1671	.036"
H20 (1980 MODEL)		B4ES	4129	.028"
H20 (B MODEL)		B5ES	6410	.028"
H30 (1980 MODEL)		B4ES	4129	.028"
H30 (B MODEL)		B5ES	6410	.028"
J15 (1980 MODEL)		B4ES	4129	.028"
LD20, LD28		Y-204TS1	3829	---
MA10		B4ES	4129	.028"
P40 (1980 MODEL)		B4ES	4129	.028"
Z24		B4ES	4129	.028"
OLIVER				
25		AB-6	2910	.025"



Denotes Original Equipment

^ Available in Blister Pack (see page 6)

Note: Due to different operating or engine conditions an alternate heat range plug maybe required.

MAKE & MODEL	ENGINE	REGULAR PLUG	STK#	GAP
OLIVER Cont'd				
60		AB-6	2910	.025"
88		AB-6	2910	.025"
550		AB-6	2910	.025"
OMC				
HAULSTER (1961-1980)		WR5	2438	.025"
HAULSTER (1967)		B6S	3510	.025"
HAULSTER (1968-1980)		BMR6A SLD	4002	.024"
HAULSTER (1983)	LPG	WR5	2438	.025"
MOWER (1980)		WR5	2438	.025"
TRUCKSTER	KOHLER K181 8HP.	B2-LM	1147	.025"
TRUCKSTER	KOHLER K301 12HP.	B-6L	3212	.036"
TRUCKSTER (1953-1961)		WR5	2438	.025"
TRUCKSTER (1961-1980)		WR5	2438	.025"
TRUCKSTER (1967)		B6S	3510	.025"
TRUCKSTER (1968-1980)		BMR6A SLD	4002	.024"
OSBORNE				
FIRE FIGHTER		AB-6	2910	.025"
OTTAWA				
FA-8 YARK HUSTLER		A6FS	2210	.025"
TRACTO-LIFT		AB-6	2910	.025"
PAYLOADER				
GA-30		AB-6	2910	.025"
GA-40, GA-45A		AB-6	2910	.025"
PETTIBONE MERCURY				
GA-50, GA-55A		AB-6	2910	.025"
GA-60A, GA-60J		AB-6	2910	.025"
GA-70J		AB-6	2910	.025"
GA-80		AB-6	2910	.025"
GA-100		AB-6	2910	.025"
GA-120		AB-6	2910	.025"
GS-30		AB-6	2910	.025"
GS-40		AB-6	2910	.025"
GS-50		AB-6	2910	.025"
GS4-20		AB-6	2910	.025"
GSO-60J		AB-6	2910	.025"
GSO-70J		AB-6	2910	.025"
GSO-80		AB-6	2910	.025"
GSO-100		AB-6	2910	.025"
GSO-120		AB-6	2910	.025"
PRIME MOVER				
LL-40	FORD 172 CU IN.	B-6L	3212	.025"
LL-40	KOHLER	B6S	3510	.025"
LL-40	WISCONSIN	AB-6	2910	.025"
RANGER				
MODEL V		B-6L	3212	.025"
ROSS				
	CONTINENTAL	AB-6	2910	.025"
	HERCULES 14MM HEAD	B6S	3510	.025"
	WISCONSIN	AB-6	2910	.025"
SALSBURY				
ALL MODELS		AB-6	2910	.025"
SCHWITZER-CUMMINGS				
LOAD DISPATCHER		AB-6	2910	.025"

MAKE & MODEL	ENGINE	REGULAR PLUG	STK#	GAP
SCOOT-CRETE				
	KOHLER 18, 20HP.	B-6L	3212	.030"
	KOHLER K181 8HP.	B2-LM	1147	.030"
	WISCONSIN ANLD, TJD	AB-6	2910	.030"
SECO				
FIRE TRUCK		AB-6	2910	.030"
SHOP MULE				
	CHRYSLER HB225	UR4	6630	.036"
	CHRYSLER LH318	BPR4ES SLD ^	6578	.036"
A3V, A3VU2, A14V, A21		AB-6	2910	.025"
J233, J233PLD		B2-LM	1147	.025"
SPOTTER		B6S	3510	.025"
SILENT HOIST				
A, AJ, AN		AB-6	2910	.025"
AX, AY, AZ, CD, CDH		B6S	3510	.025"
AXH, AYH, AZH		AB-6	2910	.025"
CD	14MM HDS.	BR6S	3522	.025"
CD	18MM HDS.	AB-6	2910	.025"
CDY, FK-10	14MM HDS.	B6S	3510	.025"
CDY, FK-10	18MM HDS.	AB-6	2910	.025"
FK, FK-3	14MM HDS.	B6S	3510	.025"
FK, FK-3	18MM HDS.	AB-6	2910	.025"
FK-5, FK-6	14MM HDS.	BR6S	3522	.025"
FK-5, FK-6	18MM HDS.	AB-6	2910	.025"
FK-71/2, FK-8, FK-12, FK-15		B6S	3510	.025"
IND-30, 31, 33	CHRYSLER	BR6S	3522	.025"
LIFTTRUCK MODEL 20		AB-6	2910	.025"
SPEED LIFT				
ALL MODELS		BR6S	3522	.025"
SPEEDLOADER				
C500, C502		BR6S	3522	.025"
C750		BR6S	3522	.025"
C1100		WR5	2438	.025"
I-400-T		BR6S	3522	.025"
I-600-T		WR5	2438	.025"
I-800-T		WR5	2438	.025"
SUBARU-ROBIN				
ST60		BP4HS	3611	.024"
TAYLOR				
TC200-300	CHRYSLER	BPR4ES SLD ^	6578	.025"
TC200-300	FORD	WR5	2438	.025"
TY100-150		WR5	2438	.025"
YARDSTER		A6FS	2210	.025"
TECHNOID				
WILKRA		B6S	3510	.025"
THEW-LORAIN				
FRONT END LOADER		AB-6	2910	.025"
TORO				
PARKMASTER		UR5	2771	.036"
TOW MOTOR				
	CATERPILLAR 1404	BR6S	3522	.025"
	CONTINENTAL	AB-6	2910	.025"

Industrial Tractors & Lift Trucks

Denotes Original Equipment
 ^ Available in Blister Pack (see page 6)

Note: Due to different operating or engine conditions an alternate heat range plug maybe required.

MAKE & MODEL	ENGINE	REGULAR PLUG	STK#	GAP
TOW MOTOR Cont'd				
	FORD 6 CYL	WR5	2438	.025"
	FORD 8 CYL	AR6FS	3323	.025"
	HERCULES G1600	XR5	3332	.025"
	I.H.C. 6 CYL	B6S	3510	.025"
	I.H.C. 8 CYL	XR5	3332	.025"
	PERKINS G4-236	BPR5ES SLD	4006	.025"
	WAUKESHA	B-4	3210	.025"
TOW-MITE				
ALL MODELS		B6S	3510	.025"
TOYOTA				
	2R, 3R, F, 2F	BP5ES	7832	.032"
	4P, 5R	BPR2ES SLD	2015	.032"
	5P	BP4ES	6928	.032"
02-2FG32	ENGINE MODEL 2F	BP4ES	6928	.030"
02-2FG40	ENGINE MODEL 2F	BP4ES	6928	.030"
02-2FS35	ENGINE MODEL 2F	BP4ES	6928	.030"
02-FG32	ENGINE MODEL F	BP4ES	6928	.030"
02-FG40	ENGINE MODEL 3P	BP5ES	7832	.030"
02-FG40	ENGINE MODEL 4P	BPR2ES SLD	2015	.030"
02-FG40	ENGINE MODEL F	BP4ES	6928	.030"
02-FS35	ENGINE MODEL F	BP4ES	6928	.030"
40-2FG2FO	ENGINE MODEL 5R	BP4ES	6928	.030"
40-3FG10	ENGINE MODEL 5R	BP4ES	6928	.030"
40-3FG15	ENGINE MODEL 5R	BP4ES	6928	.030"
40-3FGC20	ENGINE MODEL 5R	BP4ES	6928	.030"
40-3FGC25	ENGINE MODEL 5R	BP4ES	6928	.030"
50-2FG25	ENGINE MODEL 5R	BP4ES	6928	.030"
FG30	ENGINE MODEL 5P	BP5ES	7832	.030"
FGC-10	ENGINE MODEL 5R	BP4ES	6928	.030"
FGC-15	ENGINE MODEL 5R	BP4ES	6928	.030"
FGC-30	ENGINE MODEL 5P	BP4ES	6928	.030"
FGC-30	ENGINE MODEL 5R	BP4ES	6928	.030"
TRACTOR-LOADER				
TL-6	GAS	B6S	3510	.030"
TL-10, TL-11, TL-12	ALLIS-CHALMERS G226	B5ES	6410	.025"
TL-10, TL-11, TL-12	ALLIS-CHALMERS W226	B6S	3510	.025"
TL-16		B6S	3510	.025"
TRANSITIER				
ALL MODELS		B2-LM	1147	.025"

MAKE & MODEL	ENGINE	REGULAR PLUG	STK#	GAP
TRUCK MAN				
	CONTINENTAL	AB-6	2910	.025"
	FORD	B-6L	3212	.025"
	KOHLER 4HP.	B2-LM	1147	.030"
	WISCONSIN	AB-6	2910	.025"
AP	18MM HDS.	AB-6	2910	.025"
NP	14MM HDS.	B2-LM	1147	.025"
TUCKER				
	CHRYSLER 318 & 360	BPR4ES SLD ^	6578	.036"
SNO-CAT		B6S	3510	.025"
UNITOW				
ALL MODELS		AB-6	2910	.025"
WAGNERMOBILE				
ALL MODELS		B6S	3510	.025"
WHITE MOBILIFT				
ALL OTHER MODELS		B6S	3510	.025"
MA20, MA25		AB-6	2910	.025"
MA20B, MA25B, MA30B	CONTINENTAL Y112	AB-6	2910	.025"
MA30, MA30S, MA35		AB-6	2910	.025"
MA40, MA45		AB-6	2910	.025"
MA50, MA55, MA60, MA70, MA80, MA90		AB-6	2910	.025"
MA60H, MA70H, MA80H, MA90H		AB-6	2910	.025"
MA100, MA120		AB-6	2910	.025"
MA100H		AB-6	2910	.025"
MSA20, MSA25		AB-6	2910	.025"
MSA30, MSA35		AB-6	2910	.025"
MSB20, MSB25	1/2" RCH.	BP6HS	7331	.025"
MSB20, MSB25	3/4" RCH.	BPR6ES ^	7131	.025"
MSB30, MSB35	1/2" RCH.	BP6HS	7331	.025"
MSB30, MSB35	3/4" RCH.	BPR6ES ^	7131	.025"
MY20, MY25, MY30, MY40C		XR5	3332	.025"
MY40, MY50, MY60 (1975-1974)	CHRYSLER 225	BPR4ES SLD ^	6578	.036"
MY40, MY50, MY60, MY70	M-M 220	AB-6	2910	.025"
MY70, MY80B (1981-1976)	CHRYSLER 225	UR4	6630	.034"
MY100, MY120, MY140		B6ES	7432	.025"
MYA40, MYA50, MYA60, MYA70		AB-6	2910	.025"
MYC160, MYC160H		BP5ES	7832	.025"
MYC180, MYC180H		BP5ES	7832	.025"
MYC200, MYC200H		BP5ES	7832	.025"
MYC220, MYC220H		BP5ES	7832	.025"
MYC240, MYC260		BP5ES	7832	.025"
MYC300		BP5ES	7832	.025"
WC20, WC25		AB-6	2910	.025"
WC30, WC30S, WC35		AB-6	2910	.025"
WC40, WC45		AB-6	2910	.025"
WC50, WC55		AB-6	2910	.025"
WC60		AB-6	2910	.025"
WHITEMAN				
POWER BUGGY	14MM HDS.	BR6S	3522	.025"
POWER BUGGY	18MM HDS.	AB-6	2910	.025"
POWER BUGGY	ROBIN EY27	B6HS	7534	.025"



Denotes Original Equipment

^ Available in Blister Pack (see page 6)

Note: Due to different operating or engine conditions an alternate heat range plug maybe required.

MAKE & MODEL	ENGINE	REGULAR PLUG	STK#	GAP
WIGGINS				
ALL MODELS	FORD 300 CU IN.	WR5	2438	.025"
WILKRA				
ALL MODELS		B6S	3510	.025"
WORTHINGTON				
ALL MODELS		AB-6	2910	.025"
XPIDITER				
ALL MODELS		AB-6	2910	.030"
YALE				
	CHRYSLER H318	XR5	3332	.025"
	CHRYSLER IND31	BR6S	3522	.025"
	CONTINENTAL F124	AB-6	2910	.025"
	CONTINENTAL F162	AB-6	2910	.025"
	CONTINENTAL F163	AB-6	2910	.025"
	FORD K292	WR5	2438	.025"
	I.H.C. UC1235B	AB-6	2910	.025"
	I.H.C. V345	B6S	3510	.025"
	LEROI D-471 NATURAL GAS	AB-6	2910	.015"
	MAZDA 121 CU IN.	BPR4ES SLD ^	6578	.025"
52 SERIES		AB-6	2910	.025"
G10P, G54P		BR6S	3522	.025"
G51C, G54C, 52 SERIES		AB-6	2910	.025"
G83 (FROM: E252035)	CHRYSLER H225	UR4	6630	.025"
G83 (TO: E252034)	CHRYSLER H225	BP5ES	7832	.025"
KG51, KGP51		BR6S	3522	.025"
LIFT KING	CHRYSLER IND31	BR6S	3522	.025"
LIFT KING	I.H.C.	AB-6	2910	.025"
Y-18		BR6S	3522	.025"
YARD KING		B6S	3510	.025"
YARDSTER				
ALL MODELS		AR6FS	3323	.025"



BUYER'S GUIDE



ATV		
Rank	Stock No.	Part No.
1	6953	BKR5E-11
2	6962	BKR6E
3	4929	DPR8EA-9
4	4339	DCPR8E
5	5129	DPR7EA-9
6	4549	CR7HSA
7	7938	BKR5E
8	4629	C7HSA
9	4644	BKR7E
10	1275	CR8E

Power Equipment		
Rank	Stock No.	Part No.
1	2460	BKR5ES
2	2015	BPR2ES SOLID
3	3922	BR6HS
4	6726	BPMR6A
5	4008	BPR6ES SOLID
6	3841	BR2-LM SOLID
7	6021	BM6A SOLID
8	4006	BPR5ES SOLID
9	7472	BPM7A SOLID
10	4002	BMR6A SOLID

Blister Pack BLYB		
Rank	Stock No.	Part No.
1	6761	BPMR7A BLYB
2	6775	BPR6ES BLYB
3	6749	BMR6A BLYB
4	6719	BKR5E BLYB
5	6773	BPR5ES BLYB
6	6787	BR2-LM BLYB
7	6720	BM6F BLYB
8	6778	CMR6H BLYB
9	1469	BR9ES BLYB
10	6763	BPMR8Y BLYB

Marine		
Rank	Stock No.	Part No.
1	6376	LFR5A-11
2	4322	BR8HS
3	3922	BR6HS
4	3481	DCPR6E
5	6431	BU8H
6	4838	BP8H-N-10
7	3672	LFR6A-11
8	1134	BR8HS-10
9	5126	B8HS-10
10	5531	DPR6EA-9

Motorcycle		
Rank	Stock No.	Part No.
1	4929	DPR8EA-9
2	4339	DCPR8E
3	5129	DPR7EA-9
4	4549	CR7HSA
5	3932	DCPR7E
6	6263	CR9E
7	2120	D8EA
8	3481	DCPR6E
9	1275	CR8E
10	4578	CR7E

Snowmobile		
Rank	Stock No.	Part No.
1	4339	DCPR8E
2	6263	CR9E
3	3194	BR9ES SOLID
4	6955	CR9EB
5	3961	BR8ES SOLID
6	1275	CR8E
7	7548	BR9EYA
8	7788	BPR9ES
9	3521	CR9EIX
10	4677	BR9ECS

Non- Auto Iridium IX		
Rank	Stock No.	Part No.
1	4469	LFR5AIX-11
2	6418	BKR6EIX
3	6341	BKR5EIX
4	3521	CR9EIX
5	2667	BKR7EIX
6	6046	DCPR7EIX
7	2309	LFR7AIX
8	4218	CR8EIX
9	5044	BR8EIX
10	3981	BR9EIX

Shop packs		
Rank	Stock No.	Part No.
1	1195	BPMR7A S25
2	92628	BPM8Y S25 SOLID
3	1119	LFR6A-11 S25
4	1116	LFR5A-11 S25
5	740	B2-LM S25
6	1172	BKR5E S25
7	708	BR6FS S25
8	709	BR8HS-10 S25
9	1194	BPMR6A S25
10	1006	BPR6EFS S25

Spark Plug Primary Applications

PLUG NO.	STK NO.	BOX QTY	CASE QTY	PRINCIPLE APPLICATION
A6FS2210	10	200		CHIPPER LINDIG, MISC EQUIPMENT ASPLUNDH, COMMERCIAL/INDUSTRIAL - CHRYSLER, FARM - FORD, LIFT TRUCKS - OTTAWA, TAYLOR
AB-23020	10	100		HOTTER VERSION OF AB-6
AB-62910	10	100		SNOW - 1983-1976 MOTO-SKI, 1996-1973 SKI-DOO, O/B - 1950-1939 EVINRUDE, 1950-1939 JOHNSON, PE ENGINES - B&S, WISCONSIN, WISCONSIN-ROBIN, C/SAW - LINDIG, MAGNUM DIAMOND, PIONEER, GENERATOR - DELCO LITE, DUPLEX, HOBART, JACKSON, KOHLER, MALL, PALMER, PIONEER, PLUS POWER, POWERLITE, REINER, RICE, ROYAL, THOR, UNIVERSAL, WACKER, WECO, WESTINGHOUSE, WINCHARGER, WINCO, WINPOWER, LAWNMOWER - FMC, HECKENDORN, HUSTLER, JACOBSEN, KUT KWICK, MANG, MANG, MIDLAND, MILBRANDT, MOTT, MOW-MORE, PENNINGTON, ROOF, SNAPPIN TURTLE, SPEEDEX, STERNS, TURF BLAZER, WEGELE, WORTHINGTON, YAZOO, AUGER EARTHMASTER, BLOWER ATWATER-STRONG, BROOM LO-BLO, STRING TRIMMER GIANT VAC, CHIPPER LINDIG, EDGER SNAPPIN' TURTLE, SNO-BLO, MISC EQUIPMENT VARIOUS BRANDS, MOWER BUSH HOG, YAZOO, SNOW THROWER BOLENS, SPRAYER F.M.C., W-W GRINDER, TILLER ARIENS, HAKA BOY, ROTOETTE, ROTOTILLER, TURF EQUIPMENT BREADY, JACOBSEN, STIHL, COMMERCIAL/INDUSTRIAL - ALLIS-CHALMERS, BRIGGS & STRATTON, CASE, CATERPILLAR, CHICAGO PNEUMATIC, CLIMAX, CONTINENTAL, FAIRBANKS MORSE, FERGUSON, FRANKLIN, HALL SCOTT, HERCULES, INTERNATIONAL, JOHN DEERE, LEROI, LORAIN, MINNEAPOLIS-MOLINE, NORDBERG, OLIVER, PETTER, READY POWER, ROILINE, UNIVERSAL, WAUKESHA, WHITE, WISCONSIN, FARM - CASE, COCKSHUTT, DEARBORN, FERGUSON, FORD, HAHN, HARDY, HESSTON, INTERNATIONAL, JOHN DEERE, MASSEY-FERGUSON, MELROE, MINNEAPOLIS-MOLINE, OLIVER, ROANOKE, SPERRY-NEW HOLLAND, TORO, LIFT TRUCKS - VARIOUS BRANDS
AB-73010	10	100		SNOW - 1976 MOTO-SKI, 1981-1970 SKI-DOO, O/B - WIZARD, COMMERCIAL/INDUSTRIAL - JLO-ROCKWELL, ROTAX, SACHS
AB-87909	10	100		SNOW - 1979-1976 MOTO-SKI, 1979-1970 SKI-DOO, COMMERCIAL/INDUSTRIAL - HALL SCOTT, MINNEAPOLIS-MOLINE
AP7FS2127	10	200		RACING USE
AP8FS2227	10	200		RACING USE
AR6FS3323	10	200		DODGE D100 PICKUP 1969-68, D200 PICKUP 1969-68, D250 1993 1991-87, D300 PICKUP 1969-68, D350 1993-87, M300 1974, M350 1974, W100 PICKUP 1969-68, W100 SERIES 1966-64, W200 PICKUP 1969, W200 SERIES 1966-64, W250 1993 1991-87, W300 PICKUP 1969-68, W300 SERIES 1966-64, W350 1993-87; FORD BRONCO 1966, COURIER SEDAN DELIVERY 1958-57, F SERIES 1959-57, F-100 PICKUP 1964-60, F-250 PICKUP 1964-60, F-350 PICKUP 1964-60, F-500 1977-75, P-400 1975, P-500 1975, RANCHERO 1966-63 1959-57, I/O - 1977-1974 BERKELEY, 1975-1974 CRUSADER, 1987-1983 INDMAR, 1974 OMC, GENERATOR - HOBART, COMMERCIAL/INDUSTRIAL - FORD, FARM - FORD, SPERRY-NEW HOLLAND, VERSATIVE, LIFT TRUCKS - CLARK, FORD, OSCO, TOW MOTOR, YARDSTER
B10EG3630	4	120		M/C - 1998-1985 APRILIA, 1990-1986 KAWASAKI, 1986-1984 KTM, 1999-1984 YAMAHA
B10EGP5224	4	120		RACING USE
B10EGV5927	4	120		M/C - 1996-1985 APRILIA, 1982 CCM, 1999-1994 GAS GAS, 1978-1977 HONDA, 1992-1990 HUSQVARNA, 1990-1986 KAWASAKI, 1997-1991 KTM, 1984-1980 SUZUKI, 1999-1972 YAMAHA
B10ES7928	4	120		M/C - 2003-1999 ATK, 1985-1983 CAN AM, 1985-1983 KAWASAKI, 1996-1986 SUZUKI, 1981-1976 YAMAHA, SNOW - 1989-1987 ARCTIC CAT
B10HS2399	4	120		M/C - 1975-1970 KAWASAKI
B-23110	10	200		O/B - MIGHTY MITE, 1980-1979 SEA KING (WARDS), PE ENGINES - CLINTON, LAUSON, C/SAW - LANCASTER, TANAKA, TERRILL, GENERATOR - CLINTON, KOHLER, LAWNMOWER - BUNTON, CLINTON, JACOBSEN, JARI, SNOW THROWER JACOBSEN, JOHN DEERE, TURF EQUIPMENT JACOBSEN, COMMERCIAL/INDUSTRIAL - LEROI, MAYTAG, MINNEAPOLIS-MOLINE, READY POWER, ROILINE, LIFT TRUCKS - COLSON
B2-LM1147	10	200		PE ENGINES - B&S, KOHLER, C/SAW - DU-ALL, GENERATOR - ATLAS, B&S, CAMPBELL-HAUSFELD, CHICAGO ELECTRIC, CLARKE, COLEMAN, CRAFTSMAN, DANARM, DYNA, ECHO, FORD, GENERAC, GEN-PRO, GILLETTE, GOODALL, GROBAN, HOMEGARD, HOMELITE, JOHN DEERE, KATOLIGHT, MIDCO, MILCO, MTD, NORTHERN PRO, OVERLITE, PINCOR, PIONEER, POWR-PAK, SEARS/CRAFTSMAN, SKIL, STRUNK, UNIVERSAL, WACKER, WINCO, LAWNMOWER - VARIOUS BRANDS, AERATOR BLUEBIRD, TORO, AUGER VARIOUS BRANDS, BLOWER EASY RAKE, HOMELITE, LIT-R-BLO, MERRY MAC, MTD, YARD VAC, BROOM LO-BLO, CHIPPER BAKER, BEAR CAT, CHIPPIT, HABAN, LINDIG, SIMPLICITY, COMPOSTER SEARS, SUMBEAM, WARDS, DETHATCHER LAMBERT, EDGER VARIOUS BRANDS, LOG SPLITTER BIG GIANT, DIDIER, EDKO, SEARS, MISC EQUIPMENT VARIOUS BRANDS, MOWER BUNTON, BUSH HOG, KEE, YAZOO, MULCHER SIMPLICITY, PRESSURE WASHER HOMELITE, PUMP HOMELITE, SEEDER BLUEBIRD, SHREDDER DIADEM, MIGHTY MAC, SNOW THROWER VARIOUS BRANDS, SPRAYER CAMPBELL-HAUSFELD, HUDSON, STRING TRIMMER VARIOUS BRANDS, STUMP GRINDER BEAR CAT, SWEEPER MI-T-VAC, TILLER VARIOUS BRANDS, TRACTOR MUSTANG, TILLSMITH, TURF EQUIPMENT JACOBSEN, UTILITY VEHICLE TORO, VACUUM BEAR CAT, LIFT TRUCKS - BOBCAT, OMC, SCOOT-CRETE, SHOP MULE, TRANSITIER, TRUCK MAN
B2-LM S25740	25	100		PE ENGINES - B&S, KOHLER, C/SAW - DU-ALL, GENERATOR - ATLAS, B&S, CAMPBELL-HAUSFELD, CHICAGO ELECTRIC, CLARKE, COLEMAN, CRAFTSMAN, DANARM, DYNA, ECHO, FORD, GENERAC, GEN-PRO, GILLETTE, GOODALL, GROBAN, HOMEGARD, HOMELITE, JOHN DEERE, KATOLIGHT, MIDCO, MILCO, MTD, NORTHERN PRO, OVERLITE, PINCOR, PIONEER, POWR-PAK, SEARS/CRAFTSMAN, SKIL, STRUNK, UNIVERSAL, WACKER, WINCO, LAWNMOWER - VARIOUS BRANDS, AERATOR BLUEBIRD, TORO, AUGER VARIOUS BRANDS, BLOWER EASY RAKE, HOMELITE, LIT-R-BLO, MERRY MAC, MTD, YARD VAC, BROOM LO-BLO, CHIPPER BAKER, BEAR CAT, CHIPPIT, HABAN, LINDIG, SIMPLICITY, COMPOSTER SEARS, SUMBEAM, WARDS, DETHATCHER LAMBERT, EDGER VARIOUS BRANDS, LOG SPLITTER BIG GIANT, DIDIER, EDKO, SEARS, MISC EQUIPMENT VARIOUS BRANDS, MOWER BUNTON, BUSH HOG, KEE, YAZOO, MULCHER SIMPLICITY, PRESSURE WASHER HOMELITE, PUMP HOMELITE, SEEDER BLUEBIRD, SHREDDER DIADEM, MIGHTY MAC, SNOW THROWER VARIOUS BRANDS, SPRAYER CAMPBELL-HAUSFELD, HUDSON, STRING TRIMMER VARIOUS BRANDS, STUMP GRINDER BEAR CAT, SWEEPER MI-T-VAC, TILLER VARIOUS BRANDS, TRACTOR MUSTANG, TILLSMITH, TURF EQUIPMENT JACOBSEN, UTILITY VEHICLE TORO, VACUUM BEAR CAT
B2LMY BL14146	6	180		PE ENGINES - B&S, KOHLER, C/SAW - DU-ALL, GENERATOR - ATLAS, B&S, CAMPBELL-HAUSFELD, CHICAGO ELECTRIC, CLARKE, COLEMAN, CRAFTSMAN, DANARM, DYNA, ECHO, FORD, GENERAC, GEN-PRO, GILLETTE, GOODALL, GROBAN, HOMEGARD, HOMELITE, JOHN DEERE, KATOLIGHT, MIDCO, MILCO, MTD, NORTHERN PRO, OVERLITE, PINCOR, PIONEER, POWR-PAK, SEARS/CRAFTSMAN, SKIL, STRUNK, UNIVERSAL, WACKER, WINCO, LAWNMOWER - VARIOUS BRANDS, AERATOR BLUEBIRD, TORO, AUGER VARIOUS BRANDS, BLOWER EASY RAKE, HOMELITE, LIT-R-BLO, MERRY MAC, MTD, YARD VAC, BROOM LO-BLO, CHIPPER BAKER, BEAR CAT, CHIPPIT, HABAN, LINDIG, SIMPLICITY, COMPOSTER SEARS, SUMBEAM, WARDS, DETHATCHER LAMBERT, EDGER VARIOUS BRANDS, LOG SPLITTER BIG GIANT, DIDIER, EDKO, SEARS, MISC EQUIPMENT VARIOUS BRANDS, MOWER BUNTON, BUSH HOG, KEE, YAZOO, MULCHER SIMPLICITY, PRESSURE WASHER HOMELITE, PUMP HOMELITE, SEEDER BLUEBIRD, SHREDDER DIADEM, MIGHTY MAC, SNOW THROWER VARIOUS BRANDS, SPRAYER CAMPBELL-HAUSFELD, HUDSON, STRING TRIMMER VARIOUS BRANDS, STUMP GRINDER BEAR CAT, SWEEPER MI-T-VAC, TILLER VARIOUS BRANDS, TRACTOR MUSTANG, TILLSMITH, TURF EQUIPMENT JACOBSEN, UTILITY VEHICLE TORO, VACUUM BEAR CAT

Spark Plug Primary Applications

PLUG NO.	STK NO.	BOX QTY	CASE QTY	PRINCIPLE APPLICATION
B-43210	10	200		PONTIAC BONNEVILLE 1958-57, CATALINA 1958-50, CHIEFTAIN 1958-49, STAR CHIEF 1958-54, STREAMLINER 1952-46, SUPER CHIEF 1958-57, TORPEDO 1948-46, O/B - SEARS, PE ENGINES - SUBARU-ROBIN, C/SAW - LOMBARD, PIONEER, WRIGHT, LAWNMOWER - FEDWAY, HOMELITE, NATIONAL, PENNINGTON, ROOF, RPM, WIZARD, MISC EQUIPMENT HURST, TANAKA, COMMERCIAL/INDUSTRIAL - ALLIS-CHALMERS, FRANKLIN, HERCULES, IRON HORSE, LEROI, PIONEER, SUBARU-ROBIN, FARM - ALLIS-CHALMERS, COCKSHUTT, MITSUBISHI, TOHATSU, LIFT TRUCKS - ALLIS-CHALMERS, AMERICAN COLEMAN, MITSUBISHI, TOW MOTOR
B4ES4129	4	120		LIFT TRUCKS - NISSAN
B-4H4110	10	200		O/B - 1997-1977 SUZUKI, PE ENGINES - ONAN, GENERATOR - CLARKE, HONDA, MCCULLOCH, LAWNMOWER - ARIENS, GRASS CUT, PRO MASTER, COMMERCIAL/INDUSTRIAL - KUBOTA, SUBARU-ROBIN, FARM - KUBOTA, LIFT TRUCKS - KUBOTA
B-4L3112	10	200		AMERICAN MOTORS AMBASSADOR 1964, AMERICAN 1965-64 1962-58, CLASSIC 1965-61, CUSTOM 1962-61, DELUXE 1962-61, MARLIN 1966-65, RAMBLER 1960-59, REBEL 1959, SUPER SIX 1962-61; MERCURY CUSTOM 1954, MERCURY 1949-46, MONTEREY 1954, O/B - 1947-1946 EVINRUDE, 1947-1946 JOHNSON, PE ENGINES - CLINTON, LAUSON, ONAN, C/SAW - INDIAN, LANCASTER, TERRILL, GENERATOR - ONAN, LAWNMOWER - DEINES, LIMA, SENSATION, MISC EQUIPMENT MOORE, FARM - FORD, SPERRY-NEW HOLLAND, LIFT TRUCKS - FULTON
B4-LM3410	10	200		PE ENGINES - KAWASAKI, WISCONSIN-ROBIN, LAWNMOWER - FLO-MOW, FLYMO, GRAVELY, GRAZER, HUSQVARNA, MIDLAND, MILBRANDT, ROOF, SNAPPIN TURTLE, STERNS, SUNBEAM, TRIM-ALL, AUGER HOFFCO, EDGER MODERN, HEDGE TRIMMER HUSQVARNA, MISC EQUIPMENT JOLLYHOE, ROLOFF, RAKE GOODALL, SNOW THROWER JACOBSEN, JOHN DEERE, STRING TRIMMER JOHN DEERE, TRACTOR GOODALL
B4-LM S25741	25	100		PE ENGINES - KAWASAKI, WISCONSIN-ROBIN, LAWNMOWER - FLO-MOW, FLYMO, GRAVELY, GRAZER, HUSQVARNA, MIDLAND, MILBRANDT, ROOF, SNAPPIN TURTLE, STERNS, SUNBEAM, TRIM-ALL, AUGER HOFFCO, EDGER MODERN, HEDGE TRIMMER HUSQVARNA, MISC EQUIPMENT JOLLYHOE, ROLOFF, RAKE GOODALL, SNOW THROWER JACOBSEN, JOHN DEERE, STRING TRIMMER JOHN DEERE, TRACTOR GOODALL
B4LMY BL16150	6	180		PE ENGINES - KAWASAKI, WISCONSIN-ROBIN, LAWNMOWER - FLO-MOW, FLYMO, GRAVELY, GRAZER, HUSQVARNA, MIDLAND, MILBRANDT, ROOF, SNAPPIN TURTLE, STERNS, SUNBEAM, TRIM-ALL, AUGER HOFFCO, EDGER MODERN, HEDGE TRIMMER HUSQVARNA, MISC EQUIPMENT JOLLYHOE, ROLOFF, RAKE GOODALL, SNOW THROWER JACOBSEN, JOHN DEERE, STRING TRIMMER JOHN DEERE, TRACTOR GOODALL
B5ES6410	4	120		M/C - 1982 ITAL JET, GOLF CART - YAMAHA, COMMERCIAL/INDUSTRIAL - ALLIS-CHALMERS, FORD, PETTER, FARM - ALLIS-CHALMERS, FORD, SPERRY-NEW HOLLAND, LIFT TRUCKS - ALLIS-CHALMERS, CASE, FORD, GAR-BRO, GEHL, HYSTER, KOMATSU, LULL, NISSAN, TRACTOR-LOADER
B5HS4210	4	120		M/C - 1980-1978 DUCATI, O/B - MARINER, 1969-1967 MERCURY, 1979-1971 VOLVO PENTA, 2002-1984 YAMAHA, PE ENGINES - HONDA, KAWASAKI, LAUSON, SUBARU-ROBIN, U.S. MOTOR POWER, WISCONSIN-ROBIN, XENOAH, GENERATOR - WINCO, LAWNMOWER - SENSATION, AERATOR MULTI-CORE, BLOWER LIT-R-BLO, SOLO, EDGER S & H, TORO, MISC EQUIPMENT ASTRON, SHREDDER MAINLINE, SNOW THROWER MAINLINE, SPRAYER MAINLINE, SOLO, TILLER KUBOTA, MAINLINE, UTILITY VEHICLE JOHN DEERE, COMMERCIAL/INDUSTRIAL - BERNARD, VOLKSWAGEN, FARM - OLIVER, LIFT TRUCKS - ATLAMATIC
B6ES7432	4	120		M/C - 1982-1979 APRILIA, 1978 CCM, 1983-1976 KAWASAKI, 1977-1972 SUZUKI, I/O - 1974-1973 OMC, 1966-1963 YAMAHA, PE ENGINES - CLINTON, KOHLER, ONAN, U.S. MOTOR POWER, GENERATOR - DOLMAR, HOBART, LAWNMOWER - HUSQVARNA, SNOW THROWER SUBARU-ROBIN, TILLER ARIENS, COMMERCIAL/INDUSTRIAL - CHRYSLER, PERKINS, WAUKESHA, FARM - ALLIS-CHALMERS, CASE, COCKSHUTT, HESSTON, JOHN DEERE, MASSEY-FERGUSON, NEW IDEA, SPEICHER, LIFT TRUCKS - ALLIS-CHALMERS, CLARK, HYSTER, WHITEMAN
B6ES-117910	4	120		1979-1977 NISSAN
B6HS7534	4	120		ATV - 2000-1996 MIDWEST, M/C - 1975-1974 HONDA, 1984-1982 ITAL JET, 1997 KTM, 1982-1972 YAMAHA, O/B - 1976-1967 CHRYSLER, 1987-1984 FORCE (U.S. MARINE), 2000-1991 MARINER, 1969-1967 MERCURY, 1986-1979 SEA KING (WARDS), 1991-1977 SUZUKI, 1979-1971 VOLVO PENTA, PE ENGINES - CLINTON, KAWASAKI, LAUSON, ONAN, POWER PRODUCTS, TAS, U. S. MOTOR POWER, INC, WISCONSIN-ROBIN, XENOAH, C/SAW - HUSQVARNA, KAAZ, SOLO, STIHL, GENERATOR - DANARM, GENERAC, HONDA, KAWASAKI, MAKITA, MQ POWER, OVERLITE, PINCOR, PLUS POWER, REINER, SUBARU-ROBIN, TANAKA, TAS, WINPOWER, LAWNMOWER - ARCTIC ENTERPRISES, BUNTON, GOLDENSTAR, GREEN MACHINE, JACOBSEN, KATO EQUIPMENT, MAINLINE, MANG, SEARS/CRAFTSMAN, SNAPPER, SOLO, YAZOO, AUGER HAYNES, LITTLE BEAVER, BLOWER SOLO, XENOAH, MISC EQUIPMENT PRO-VAC, SOLO, MOWER BUNTON, YAZOO, PUMP MAKITA, SUBARU-ROBIN, SNOW THROWER SUBARU-ROBIN, SPRAYER HMC, HUDSON, KAAZ, SOLO, XENOAH, STRING TRIMMER HOFFCO, SEARS, WEEK EATER, XENOAH, TILLER FLYMO, MURRAY, SOLO, YARD MARVEL, TURF EQUIPMENT JACOBSEN, COMMERCIAL/INDUSTRIAL - JLO-ROCKWELL, ROTAX, SACHS, SUBARU-ROBIN, VOLKSWAGEN, WISCONSIN, FARM - COCKSHUTT, FERGUSON, INTERNATIONAL, LIFT TRUCKS - HYDRA MAC, INTERNATIONAL, WHITEMAN
B6HS-101052	4	120		O/B - 1991-1986 FORCE (U.S. MARINE), 1992-1986 SUZUKI, 2002-1988 YAMAHA
B-6L3212	10	200		AMERICAN MOTORS AMBASSADOR 1967-66 1963-58, CLASSIC 1966 1963, REBEL 1961-60; FORD CLUB 1953, COUNTRY SEDAN 1954-50, COUNTRY SQUIRE 1954-50, COURIER SEDAN DELIVERY 1954, CRESTLINE 1954-50, CUSTOM 1952-50, CUSTOMLINE 1954-52, DELUXE 1951-49, F SERIES 1954-53, F1 1952-49, F2 1952-49, F3 1952-49, FORD 1949, MAINLINE 1954-52, RANCH WAGON 1954-50, SKYLINER 1954, SUNLINER 1954-52, VICTORIA 1954-51; JEEP GLADIATOR 1967-65, J-100 1968-65, J-2500 1968-65, J-2600 1968, J-2700 1968, J-2800 1968, J-3500 1968, J-3600 1968, J-3700 1968, J-3800 1968, WAGONEER 1967-65, M/C - 1978-1954 HARLEY-DAVIDSON, O/B - 1971-1964 SEA KING (WARDS), SEARS, 1971-1959 WIZARD, PE ENGINES - SUBARU-ROBIN, U.S. MOTOR POWER, C/SAW - COMET, HOFFCO, GENERATOR - KOHLER, ONAN, OVERLITE, POWERLITE, GOLF CART - HARLEY DAVIDSON, LAWNMOWER - ECONOMY, ENGINEERING PRODUCT, GRASSHOPPER, HECKENDORN, HOMELITE, HOMESTEADER, HUSTLER, INGERSOL, JACOBSEN, KUT KWICK, MASSEY-FERGUSON, MIDDLESWORTH, PENNINGTON, POWER KING, PRO, RAPID MOWER, SPEEDEX, SPERRY-NEW HOLLAND, TORO, TURF BLAZER, WALKER, WHIZ-MOW, WIZARD, BLOWER ATWATER-STRONG, BILLY GOAT, MERRY MAC, BROOM LO-BLO, CHIPPER CHIP-IT, HABAN, LINDIG, COMPOSTER SEARS, LOG SPLITTER BIG GIANT, MISC EQUIPMENT VARIOUS BRANDS, MOWER YAZOO, SHREDDER KWIK-WAY, MIGHTY MAC, SNOW THROWER BOLENS, GRAVELY, SPRAYER F.M.C., STRING TRIMMER VARIOUS BRANDS, TILLER VARIOUS BRANDS, TURF EQUIPMENT JACOBSEN, UTILITY VEHICLE TORO, COMMERCIAL/INDUSTRIAL - FORD, JOHN DEERE, WAUKESHA, WEST BEND, WISCONSIN, FARM - FMC, FORD, HESSTON, HINES, HOMESTEADER, HUSTLER, JOHN DEERE, MELROE, POWER KING, SIMPLICITY, SPERRY-NEW HOLLAND, TORO, LIFT TRUCKS - ALLIS-CHALMERS, BOBCAT, CUSHMAN, FORD, GERLINGER, HARLEY-DAVIDSON, HARLO, HYDRA MAC, HYSTER, INTERNATIONAL, JOHN DEERE, MELROE, MERCURY, MICHIGAN, NAMCO, OMC, PRIME MOVER, RANGER, SCOOT-CRETE, TRUCK MAN

Spark Plug Primary Applications

PLUG NO.	STK NO.	BOX QTY	CASE QTY	PRINCIPLE APPLICATION
B6S3510		10	200	M/C - 1971-1969 KAWASAKI, O/B - 1990-1948 EVINRUDE, 1990-1948 JOHNSON, 1966-1960 MERCURY, 1969 SEA KING (WARDS), SEARS, 1964-1959 WIZARD, PE ENGINES - KUBOTA, C/SAW - AGWAY, AMERIND-MACKISSIC, CHIEF, CLINTON, DISSTON, EATON, HOFFCO, HOMELITE, JONSEREDS, KAAZ, LANCASTER, LINDIG, LOMBARD, MCCULLOCH, MONO, PEERLESS, PIONEER, POULAN PRO, PRO, REMINGTON, RIGID, ROOT, STRUNK, TANAKA, WARDS, WRIGHT, YANKEE CLIPPER, GENERATOR - VARIOUS BRANDS, LAWNMOWER - VARIOUS BRANDS, AERATOR YARD MARVEL, AUGER EARTHMASTER, HAYNES, TANAKA, XENOAH, BLOWER VARIOUS BRANDS, BROOM LO-BLO, CHIPPER LINDIG, EDGER POWER-PRINCE, SNO-BLO, TURFCO, LOG SPLITTER JOHN DEERE, WHITE, MISC EQUIPMENT VARIOUS BRANDS, PUMP HOMELITE, SNOW THROWER VARIOUS BRANDS, SPRAYER F.M.C., HUDSON, JOHN DEERE, KAAZ, TANAKA, STRING TRIMMER VARIOUS BRANDS, STRING TRIMMER VARIOUS BRANDS, SWEEPER HOMEMASTER, JOHN DEERE, TILLER VARIOUS BRANDS, TURF EQUIPMENT BREADY, JACOBSEN, VACUUM TORO, WATER PUMP TANAKA, COMMERCIAL/INDUSTRIAL - VARIOUS BRANDS, FARM - ALLIS-CHALMERS, CASE, COCKSHUTT, HARRIS, HUSTLER, INTERNATIONAL, JOHN DEERE, MASSEY-FERGUSON, MELROE, MINNEAPOLIS-MOLINE, MITSUBISHI, NEW IDEA, OLIVER, SPEICHER, TOHATSU, LIFT TRUCKS - VARIOUS BRANDS
B7ES1111		4	120	ATV - 1984-1981 KAWASAKI, M/C - 1978-1973 HONDA, TO-1971 HUSQVARNA, 1977-1976 ITAL JET, 1983-1966 KAWASAKI, 1981-1969 SUZUKI, 1999-1974 YAMAHA, PWC - 1976-1974 KAWASAKI (JET-SKI), SNOW - 1979 SCORPION, I/O - 1974-1971 FLAGSHIP, GOLF CART - TEXTRON (E-Z-GO), COMMERCIAL/INDUSTRIAL - GENERAL MOTORS, FARM - MINNEAPOLIS-MOLINE, OLIVER, SATOH
B7ES SOLID2877		4	120	PWC - 1990-1987 KAWASAKI (JET-SKI)
B7ES-112311		4	120	WIDE GAP VERSION OF B7ES (STOCK #1111)
B7HS5110		4	120	SUBARU 360 1970-68, ATV - 2002-1998 ATK, M/C - 2003-1999 ATK, 2004-2000 BETAMOTOR, 2004-2002 BLANEY, 2002 DRR, 1985-1979 DUCATI, 2004-2000 EIKON, 1953-1936 INDIAN, 1987-1965 KAWASAKI, 1995-1994 KTM, 2004 LEM, 1998-1995 PUCH, 1980-1968 SUZUKI, 1992-1971 YAMAHA, PWC - 1997-1980 SURF JET, 2008-1987 YAMAHA, SNOW - 1979-1973 MOTO-SKI, 1982-1970 SKI-DOO, I/O - 1990-1978 HARDIN, O/B - 1990-1967 EVINRUDE, 1987-1984 FORCE (U.S. MARINE), 1980-1969 JOHNSON, 2000-1984 MARINER, 1969-1966 MERCURY, 1986-1978 SEA KING (WARDS), SEARS, 1988-1977 SUZUKI, 1990-1973 TOHATSU, 2002-1984 YAMAHA, PE ENGINES - KAWASAKI, C/SAW - INDIAN, LANCASTER, LAWNMOWER - WEEDEATER, BLOWER SOLO, STRING TRIMMER SUBARU-ROBIN, MISC EQUIPMENT SUBARU-ROBIN, PUMP SUBARU-ROBIN, SPRAYER SOLO, COMMERCIAL/INDUSTRIAL - SUBARU-ROBIN
B7HS-102129		4	120	O/B - 1988-1975 EVINRUDE, 2000-1984 MARINER, 2007-1985 NISSAN, 1992-1977 SUZUKI, 2007-1979 TOHATSU, 2005-1987 YAMAHA
B7HS-10 S25704		25	100	O/B - 1988-1975 EVINRUDE, 2000-1984 MARINER, 2007-1985 NISSAN, 1992-1977 SUZUKI, 2007-1979 TOHATSU, 2005-1987 YAMAHA
B7S3710		10	200	O/B - 1966-1960 MERCURY, PE ENGINES - B&S, KOHLER, KUBOTA, C/SAW - BOLENS, POULAN PRO, GENERATOR - ONAN, TANAKA, BLOWER TANAKA, WOOD PRO, STRING TRIMMER H.M.C., COMMERCIAL/INDUSTRIAL - HALL SCOTT, SUBARU-ROBIN, WAUKESHA, FARM - TOHATSU
B8EFS1049		10	200	RACING USE
B8EG3430		4	120	M/C - 2004-1998 HUSQVARNA, 1997-1985 KAWASAKI, 1998-1982 YAMAHA
B8EG SOLID3997		4	120	RACING USE
B8ES2411		4	120	ATV - 1981 HONDA, 1988-1982 KAWASAKI, 2000-1985 YAMAHA, M/C - 2003-1988 ATK, 1982-1980 CAN AM, 1974-1973 HARLEY-DAVIDSON, 1977-1965 HONDA, 1988-1981 HUSQVARNA, 1982-1981 ITAL JET, 2004-1973 KAWASAKI, 1996-1977 MAICO, 1988-1971 SUZUKI, 1999-1971 YAMAHA, SNOW - 1975-1974 ARCTIC CAT, 1975 SNO JET, O/B - 1996 EMERALD BAY, COMMERCIAL/INDUSTRIAL - ALLIS-CHALMERS, GENERAL MOTORS, FARM - ALLIS-CHALMERS, LIFT TRUCKS - ALLIS-CHALMERS
B8ES SOLID3683		4	120	SOLID TERMINAL VERSION OF B8ES (STOCK #2411)
B8HS5510		4	120	M/C - 1976-1975 ITAL JET, 1979-1968 KAWASAKI, 1999-1979 KTM, 1983-1970 SUZUKI, 1987-1969 YAMAHA, PWC - 1996-1990 YAMAHA, SNOW - 1977-1974 MOTO-SKI, 1981-1970 SKI-DOO, 1981-1977 YAMAHA, O/B - 1994-1981 MARINER, 1979-1968 SEA KING (WARDS), SEARS, 1993-1978 SUZUKI, 1976-1971 VOLVO PENTA, 1971-1968 WIZARD, 2001-1989 YAMAHA, COMMERCIAL/INDUSTRIAL - WEST BEND
B8HS-105126		4	120	M/C - 1968 YAMAHA, PWC - 1991-1986 ULTRANAUTICS, O/B - MARINER, 2007-1985 NISSAN, 1995-1977 SUZUKI, 2007-1980 TOHATSU, 2002-1986 YAMAHA
B8HS-10 S25705		25	100	M/C - 1968 YAMAHA, PWC - 1991-1986 ULTRANAUTICS, O/B - MARINER, 2007-1985 NISSAN, 1995-1977 SUZUKI, 2007-1980 TOHATSU, 2002-1986 YAMAHA
B8S3810		10	200	O/B - 1973-1951 EVINRUDE, 1973-1957 JOHNSON, SEARS, 1971-1966 WIZARD, C/SAW - CRAFTSMAN (SEARS), PIONEER, GENERATOR - PIONEER, FARM - INTERNATIONAL
B9EFS1085		10	200	RACING USE
B9EG3530		4	120	M/C - 1998-1982 APRILIA, 2003-1990 HUSQVARNA, 1998-1983 KAWASAKI, 1994-1983 KTM, 2003 SUZUKI, 1998-1982 YAMAHA
B9EG SOLID3998		4	120	M/C - 2003-1999 KAWASAKI
B9ES2611		4	120	M/C - 1998-1984 APRILIA, 2004-2001 BETAMOTOR, 1997-1994 CAGIVA, 1987-1977 CAN AM, 1999-1998 COBRA, 2004 GAS GAS, 1983-1973 HONDA, 1997-1990 HUSQVARNA, 1996-1974 KAWASAKI, 1982-1980 KTM, 1997-1992 MAICO, 2006-2001 SHERCO, 1985-1975 SUZUKI, 1984-1972 YAMAHA, SNOW - 1973 ARCTIC CAT, 1978 SCORPION, 1981-1976 YAMAHA
B9ES SOLID7148		4	120	SOLID TERMINAL VERSION OF B9ES (STOCK #2611)
B9HS5810		4	120	M/C - 1999-1994 COBRA, 1979-1967 KAWASAKI, 1977 KTM, 1968 YAMAHA, SNOW - 1979-1978 MOTO-SKI, 1979-1973 SKI-DOO
B9HS-103626		4	120	O/B - 1985-1979 MERCURY
BCP4ES-111086		4	120	PE ENGINES - KOHLER, LAWNMOWER - STEINER, WALKER, MISC EQUIPMENT GRASSHOPPER, TURF EQUIPMENT JACOBSEN
BCP5ES7496		4	120	1995-1990 ASTON MARTIN, 1990-1985 SAAB (HOTTER HEAT RANGE THAN OE)
BCP6ES4930		4	120	1995-1990 ASTON MARTIN, 1990-1985 SAAB
BCP6ES-117210		4	120	WIDE GAP VERSION OF BCP6ES (STOCK #4930)
BCP6ET4563		4	120	PEUGEOT 405 1991
BCP7ES5030		4	120	1990-1985 SAAB
BCPR5E-111273		4	120	ACURA INTEGRA 1991-90; HONDA CRX 1991-88, PRELUDE 1990; NISSAN 200SX 1988-84, D21 1989-86, MULTI 1988-86, PATHFINDER 1989-87, PULSAR NX 1990-89, SENTRA 1990-89, STANZA 1989-84
BCPR5EGP7086		4	120	ACURA INTEGRA 1991-90; CHEVROLET NOVA 1988; HONDA CRX 1991-88, PRELUDE 1990-88; NISSAN 200SX 1988-84, D21 1989-86, MULTI 1988-86, PATHFINDER 1989-87, PULSAR NX 1990-89, SENTRA 1990-89, STANZA 1989-84; SAAB 900 1994-92; TOYOTA 4RUNNER 1988, CAMRY 1991-87, CELICA 1993-86, COROLLA 1992-85, CRESSIDA 1992-89, MR2 1989-85, SUPRA 1992-86
BCPR5EIX5688		4	120	SAAB 900 1994-91; TOYOTA 4RUNNER 1988, CELICA 1993-88, COROLLA 1992-88
BCPR5EIX-113306		4	120	ACURA INTEGRA 1991-90; CHEVROLET NOVA 1988; FORD ESCORT 1981, EXP 1982; HONDA CRX 1991-88, PRELUDE 1990-88; MERCEDES-BENZ SLK230 2000-98; MERCURY LN7 1982, LYNX 1981; NISSAN 200SX 1988-84, D21 1989-86, MULTI 1988-86, PATHFINDER 1989-87, PULSAR NX 1990-89, SENTRA 1990-89, STANZA 1989-84; TOYOTA CAMRY 1991-87, CELICA 1989-86, COROLLA 1989-85, CRESSIDA 1992-89, MR2 1989-85, SUPRA 1992-86

Spark Plug Primary Applications

PLUG NO.	STK NO.	BOX QTY	CASE QTY	PRINCIPLE APPLICATION
BCPR5EP-112097		4	120	ACURA INTEGRA 1991-90; CHEVROLET NOVA 1988; HONDA CRX 1991-88, PRELUDE 1990; NISSAN 200SX 1988-84, D21 1989-86, MULTI 1988-86, PATHFINDER 1989-87, PULSAR NX 1990-89, SENTRA 1990-89, STANZA 1989-84; TOYOTA CAMRY 1991-87, CELICA 1989-86, COROLLA 1989-85, CRESSIDA 1992-89, MR2 1989-85, SUPRA 1992-86
BCPR5EP-82950		4	120	TOYOTA 4RUNNER 1988, CELICA 1993-88, COROLLA 1992-88
BCPR5ES6130		4	120	M/C - 2006-2005 SHERCO, PE ENGINES - KAWASAKI, MITSUBISHI, LAWNMOWER - BOBCAT, CONVERTIBLE, COUNTRY CLIPPER, CUB CADET, DIXON, EVERRIDE, EXMARK, FERRIS, GIANT VAC, GRAVELY, GREAT DANE, HUSQVARNA, HUSTLER, JACOBSEN, JOHN DEERE, NEW HOLLAND, POULAN, SNAPPER, STEINER, TORO, WALKER, MISC EQUIPMENT BAD BOY MOWER, MOWER BUNTON, GREAT DANE, SIMPLICITY, Z-SPRAY, STRING TRIMMER GIANT VAC, SCAG, TRACTOR VENTRAC, TURF EQUIPMENT JACOBSEN (HOTTER HEAT RANGE THAN OE)
BCPR5ES-116696		4	120	ACURA INTEGRA 1991-90; CHEVROLET NOVA 1988; FORD ESCORT 1981, EXP 1982; HONDA CRX 1991-88, PRELUDE 1990-88; MERCEDES-BENZ SLK230 2000-98; MERCURY LN7 1982, LYNX 1981; NISSAN 200SX 1988-84, D21 1989-86, MULTI 1988-86, PATHFINDER 1989-87, PULSAR NX 1990-89, SENTRA 1990-89, STANZA 1989-84; TOYOTA CAMRY 1991-87, CELICA 1989-86, COROLLA 1989-85, CRESSIDA 1992-89, MR2 1989-85, SUPRA 1992-86
BCPR5EY1266		4	120	TOYOTA 4RUNNER 1988, CELICA 1993-88, COROLLA 1992-88
BCPR5EY-112441		4	120	CHEVROLET NOVA 1988; HONDA PRELUDE 1989-88; TOYOTA CAMRY 1991-87, CELICA 1989-86, COROLLA 1989-85, CRESSIDA 1992-89, MR2 1989-85, SUPRA 1992-86
BCPR6E3735		4	120	ASTON MARTIN VIRAGE 1994-90; MORGAN 4/4 1994-82; SAAB 900 1998-85, 9000 1990-86; TOYOTA SUPRA 1992-87, M/C - 2006-2005 SHERCO, LAWNMOWERS - BOBCAT, CONVERTIBLE, COUNTRY CLIPPER, CUB CADET, EXMARK, FERRIS, GIANT VAC, GRAVELY, GREAT DANE, HUSQVARNA, HUSTLER, JACOBSEN, POULAN, SNAPPER, WALKER
BCPR6E-115632		4	120	ACURA INTEGRA 1989-88, LEGEND 1990-86; AUDI ALLROAD QUATTRO 2005; HONDA CIVIC 1991-88, CRX 1991-88; LEXUS ES250 1991-90, ES300 1993-92; MAZDA 323 1989-88; NISSAN 200SX 1988-84, 300ZX 1989-84, MAXIMA 1988-85, MULTI 1988-86, PULSAR NX 1989-87, STANZA 1989-84; PEUGEOT 405 1991-89; SAAB 9000 1994-91, 9-5 2005-99; STERLING 825 1988-87, 827 1991-89; TOYOTA CAMRY 1993-88, MR2 1989-88
BCPR6EGP7088		4	120	ACURA INTEGRA 1989-86, LEGEND 1990-86; ASTON MARTIN VIRAGE 1994-90; AUDI ALLROAD QUATTRO 2005; HONDA CIVIC 1991-88, CRX 1991-88, PRELUDE 1990-88; LEXUS ES250 1991-90, ES300 1993-92; MAZDA 323 1989-88; MORGAN 4/4 1994-82; NISSAN 200SX 1988-84, 300ZX 1989-84, MAXIMA 1988-85, MULTI 1988-86, PULSAR NX 1989-87, STANZA 1989-84; PEUGEOT 405 1991-89; SAAB 900 1998-85, 9000 1994-86, 9-3 2003-99, 9-5 2009-99; STERLING 825 1988-87, 827 1991-89; TOYOTA CAMRY 1993-88, MR2 1989-88, SUPRA 1992-87
BCPR6EIX5689		4	120	ASTON MARTIN VIRAGE 1994-90; MORGAN 4/4 1994-82; SAAB 900 1998-85, 9000 1990-86; TOYOTA SUPRA 1992-87
BCPR6EIX-114919		4	120	ACURA INTEGRA 1989-86, LEGEND 1990-86; AUDI ALLROAD QUATTRO 2005; HONDA CIVIC 1991-88, CRX 1991-88, PRELUDE 1990-88; LEXUS ES250 1991-90, ES300 1993-92; MAZDA 323 1989-88; NISSAN 200SX 1988-84, 300ZX 1989-84, MAXIMA 1988-85, MULTI 1988-86, PULSAR NX 1989-87, STANZA 1989-84; PEUGEOT 405 1991-89; SAAB 9000 1994-91, 9-3 2003-99, 9-5 2009-99; STERLING 825 1988-87, 827 1991-89; TOYOTA CAMRY 1993-88, MR2 1989-88
BCPR6EP-113350		4	120	AUDI ALLROAD QUATTRO 2005; HONDA CIVIC 1991-88, CRX 1991-88, PRELUDE 1990-88; LEXUS ES250 1991-90, ES300 1993-92; MAZDA 323 1989-88; TOYOTA CAMRY 1993-88, MR2 1989-88
4497		4	120	ACURA INTEGRA 1989-86, LEGEND 1990-86
BCPR6EP-N-85275		4	120	TOYOTA SUPRA 1992-87
BCPR6ES2330		4	120	ASTON MARTIN VIRAGE 1994-90; MORGAN 4/4 1994-82; SAAB 900 1994-85, 9000 1990-86; TOYOTA SUPRA 1992-87, M/C - 2006-2005 SHERCO, PE ENGINES - KAWASAKI, MITSUBISHI, LAWNMOWER - BOBCAT, CONVERTIBLE, COUNTRY CLIPPER, CUB CADET, DIXON, EVERRIDE, EXMARK, FERRIS, GIANT VAC, GRAVELY, GREAT DANE, HUSQVARNA, HUSTLER, JACOBSEN, JOHN DEERE, NEW HOLLAND, POULAN, SNAPPER, STEINER, TORO, WALKER, MISC EQUIPMENT BAD BOY MOWER, MOWER BUNTON, GREAT DANE, SIMPLICITY, Z-SPRAY, STRING TRIMMER GIANT VAC, SCAG, TRACTOR VENTRAC, TURF EQUIPMENT JACOBSEN
BCPR6ES-116779		4	120	ACURA INTEGRA 1989-86, LEGEND 1990-86; AUDI ALLROAD QUATTRO 2005; HONDA CIVIC 1991-88, CRX 1991-88, PRELUDE 1990-88; LEXUS ES250 1991-90, ES300 1993-92; MAZDA 323 1989-88; NISSAN 200SX 1988-84, 300ZX 1989-84, MAXIMA 1988-85, MULTI 1988-86, PULSAR NX 1989-87, STANZA 1989-84; PEUGEOT 405 1991-89; SAAB 9000 1994-91, 9-5 2005-99; STERLING 825 1988-87, 827 1991-89; TOYOTA CAMRY 1993-88, MR2 1989-88, LAWNMOWER - WALKER
BCPR6EY-113720		4	120	(COLDER HEAT RANGE THAN OE) BCPR5EY-11 (STOCK # 2441)
6262		4	120	ACURA INTEGRA 1987-86; HONDA PRELUDE 1990-88
BCPR7EIX5690		4	120	SAAB 900 1994-90 1988-85; VOLVO 850 1994
BCPR7EIX-115691		4	120	SAAB 900 1998-94, 9000 1998-90, 9-3 1999
BCPR7ES6282		4	120	SAAB 900 1990 1988-85, 9000 1990-86
BCPR7ES-111095		4	120	SAAB 900 1998-94, 9000 1998-90, 9-3 1999
BCPR7ET5509		4	120	PORSCHE 911 1998-92 1989, M/C - 1995-1993 BMW
BKR4E4421		10	200	BENTLEY ARNAGE 2005-03, BROOKLANDS 1995-94, CONTINENTAL 1995-94, TURBO R 1998-94; ROLLS ROYCE CORNICHE 2001, CORNICHE IV 1995-94, CORNICHE S 1995, FLYING SPUR 1995, SILVER DAWN 1995, SILVER SPIRIT 1995-94, SILVER SPUR 1998 1996-94, TOURING LIMOUSINE 1994, PE ENGINES - KAWASAKI, KIORITZ, MITSUBISHI, POWER PRODUCTS, SUBARU-ROBIN, TAS, U.S. MOTOR POWER, XENOA, LAWNMOWER - BOLENS, DIXIE CHOPPER
BKR4E-115424		4	120	SATURN SC1 2002-93, SL 2002-91, SL1 2002-91, SW1 1999-93, PE ENGINES - KAWASAKI, SUBARU-ROBIN, TAS, WISCONSIN-ROBIN, XENOA, LAWNMOWERS - DIXON, TILLER KUBOTA
BKR4EIX5693		4	120	BENTLEY ARNAGE 2005-03, BROOKLANDS 1995-94, CONTINENTAL 1995-94, TURBO R 1998-94; ROLLS ROYCE CORNICHE 2001, CORNICHE IV 1995-94, CORNICHE S 1995, FLYING SPUR 1995, SILVER DAWN 1995, SILVER SPIRIT 1995-94, SILVER SPUR 1998 1996-94, TOURING LIMOUSINE 1994
BKR4ESA-117755		4	120	SATURN SC1 2002-93, SL 2002-91, SL1 2002-91, SW1 1999-93

Spark Plug Primary Applications

PLUG NO.	STK NO.	BOX QTY	CASE QTY	PRINCIPLE APPLICATION
BKR5E7938	4	120	120	BENTLEY ARNAGE 2007-06 2002-00, AZURE 2006 2003-96, BROOKLANDS 1998-96, CONTINENTAL 2003-96; CADILLAC CATERA 2001-97; JAGUAR XJR 1997; KIA SPORTAGE 1995; MERCEDES-BENZ 300CE 1993-90, 300E 1993, 300SE 1993-92, 300SL 1993-90, 300TE 1993, 400E 1993-92, 400SE 1992, 400SEL 1993, 500E 1993-92, 500SEC 1993, 500SEL 1993-92, 500SL 1993-90, 600SEC 1993, 600SEL 1993-92, 600SL 1993, C220 1996-94, C230 1998-97, C280 1997-94, C36 AMG 1997-95, E320 1997-94, E420 1997 1995-94, E500 1994, S320 1999-94, S420 1997-94, S500 1997-94, S600 1997-94, SL320 1997-94, SL500 1997-94, SL600 1997-94; PEUGEOT 405 1991-89; ROLLS ROYCE CORNICHE 2000; SATURN L300 2005 2003-01, LW300 2003-01, VUE 2003-02; VOLKSWAGEN CABRIO 2001-95, CORRADO 1995-92, EUROVAN 2003 2001-99 1997, GOLF 2002-01 1999-94, JETTA 2002-93, PASSAT 1997-93, ATV - 2007-1996 POLARIS, M/C - 2006-1999 SHERCO, PE ENGINES - KAWASAKI, C/SAW - DITCH DEVIL, ELITE, MAGNUM DIAMOND, GOLF CART - TEXTRON (E-Z-GO), LAWNMOWERS - VARIOUS BRANDS, GENERATOR - B&S, CAMPBELL-HAUSFELD, CHICAGO ELECTRIC, COLEMAN, DYNA, ECHO, GENERAC, GEN-PRO, GILLETTE, GROBAN, HOMELITE, NORTHERN PRO, PORTER CABLE, POWER PARTNER, SEARS/CRAFTSMAN, SNAPPER, TROY BILT, VOLT MASTER, WINCO, WINPOWER, AERATOR JACOBSEN, RYAN, AIR COMPRESSOR B&S, AUGER LITTLE BEAVER, BLOWER VARIOUS BRANDS, BROOM POLARIS, CHIPPER VARIOUS BRANDS, COMPOSTER SEARS, DETHATCHER PARKER, EDGER BROWN, ELIET, E-Z TRENCH, ROLLER SCREED, HD SAW E-Z TRENCH, LOADER GIANT VAC, PARKER, TORO, LOG SPLITTER EARTHQUAKE, MISC EQUIPMENT VARIOUS BRANDS, MOWER VARIOUS BRANDS, MULCHER MASSEY-FERGUSON, SIMPLICITY, PRESSURE WASHER B&S, HOMELITE, SHARK, SNAPPER, TROY BILT, PUMP HOMELITE, PACER PUMPS, SHREDDER ELIET, SNOW THROWER VARIOUS BRANDS, SPRAYER POLARIS, STRING TRIMMER VARIOUS BRANDS, STUMP GRINDER BEELINE, RAYCO, SWEEPER SMITHCO, TILLER VARIOUS BRANDS, TRACTOR TERRAMITE, VENTRAC, TRENCHER BROWN, DITCH WITCH, TURF EQUIPMENT CLASSEN, CUSHMAN, JACOBSEN, TORO, UTILITY VEHICLE VARIOUS BRANDS, VACUUM VARIOUS BRANDS, WASHER SEARS, WATER PUMP B&S
BKR5E BL15393	6	180	180	ATV - 2007-1996 POLARIS, M/C - 2006-1999 SHERCO, PE ENGINES - KAWASAKI, C/SAW - DITCH DEVIL, ELITE, MAGNUM DIAMOND, GOLF CART - TEXTRON (E-Z-GO), LAWNMOWERS - VARIOUS BRANDS, GENERATOR - B&S, CAMPBELL-HAUSFELD, CHICAGO ELECTRIC, COLEMAN, DYNA, ECHO, GENERAC, GEN-PRO, GILLETTE, GROBAN, HOMELITE, NORTHERN PRO, PORTER CABLE, POWER PARTNER, SEARS/CRAFTSMAN, SNAPPER, TROY BILT, VOLT MASTER, WINCO, WINPOWER, AERATOR JACOBSEN, RYAN, AIR COMPRESSOR B&S, AUGER LITTLE BEAVER, BLOWER VARIOUS BRANDS, BROOM POLARIS, CHIPPER VARIOUS BRANDS, COMPOSTER SEARS, DETHATCHER PARKER, EDGER BROWN, ELIET, E-Z TRENCH, ROLLER SCREED, HD SAW E-Z TRENCH, LOADER GIANT VAC, PARKER, TORO, LOG SPLITTER EARTHQUAKE, MISC EQUIPMENT VARIOUS BRANDS, MOWER VARIOUS BRANDS, MULCHER MASSEY-FERGUSON, SIMPLICITY, PRESSURE WASHER B&S, HOMELITE, SHARK, SNAPPER, TROY BILT, PUMP HOMELITE, PACER PUMPS, SHREDDER ELIET, SNOW THROWER VARIOUS BRANDS, SPRAYER POLARIS, STRING TRIMMER VARIOUS BRANDS, STUMP GRINDER BEELINE, RAYCO, SWEEPER SMITHCO, TILLER VARIOUS BRANDS, TRACTOR TERRAMITE, VENTRAC, TRENCHER BROWN, DITCH WITCH, TURF EQUIPMENT CLASSEN, CUSHMAN, JACOBSEN, TORO, UTILITY VEHICLE VARIOUS BRANDS, VACUUM VARIOUS BRANDS, WASHER SEARS, WATER PUMP B&S
BKR5E BLYB6719	6	180	180	ATV - 2007-1996 POLARIS, M/C - 2006-1999 SHERCO, PE ENGINES - KAWASAKI, C/SAW - DITCH DEVIL, ELITE, MAGNUM DIAMOND, GOLF CART - TEXTRON (E-Z-GO), LAWNMOWERS - VARIOUS BRANDS, GENERATOR - B&S, CAMPBELL-HAUSFELD, CHICAGO ELECTRIC, COLEMAN, DYNA, ECHO, GENERAC, GEN-PRO, GILLETTE, GROBAN, HOMELITE, NORTHERN PRO, PORTER CABLE, POWER PARTNER, SEARS/CRAFTSMAN, SNAPPER, TROY BILT, VOLT MASTER, WINCO, WINPOWER, AERATOR JACOBSEN, RYAN, AIR COMPRESSOR B&S, AUGER LITTLE BEAVER, BLOWER VARIOUS BRANDS, BROOM POLARIS, CHIPPER VARIOUS BRANDS, COMPOSTER SEARS, DETHATCHER PARKER, EDGER BROWN, ELIET, E-Z TRENCH, ROLLER SCREED, HD SAW E-Z TRENCH, LOADER GIANT VAC, PARKER, TORO, LOG SPLITTER EARTHQUAKE, MISC EQUIPMENT VARIOUS BRANDS, MOWER VARIOUS BRANDS, MULCHER MASSEY-FERGUSON, SIMPLICITY, PRESSURE WASHER B&S, HOMELITE, SHARK, SNAPPER, TROY BILT, PUMP HOMELITE, PACER PUMPS, SHREDDER ELIET, SNOW THROWER VARIOUS BRANDS, SPRAYER POLARIS, STRING TRIMMER VARIOUS BRANDS, STUMP GRINDER BEELINE, RAYCO, SWEEPER SMITHCO, TILLER VARIOUS BRANDS, TRACTOR TERRAMITE, VENTRAC, TRENCHER BROWN, DITCH WITCH, TURF EQUIPMENT CLASSEN, CUSHMAN, JACOBSEN, TORO, UTILITY VEHICLE VARIOUS BRANDS, VACUUM VARIOUS BRANDS, WASHER SEARS, WATER PUMP B&S
BKR5E S251172	25	100	100	ATV - 2007-1996 POLARIS, M/C - 2006-1999 SHERCO, PE ENGINES - KAWASAKI, C/SAW - DITCH DEVIL, ELITE, MAGNUM DIAMOND, GOLF CART - TEXTRON (E-Z-GO), LAWNMOWERS - VARIOUS BRANDS, GENERATOR - B&S, CAMPBELL-HAUSFELD, CHICAGO ELECTRIC, COLEMAN, DYNA, ECHO, GENERAC, GEN-PRO, GILLETTE, GROBAN, HOMELITE, NORTHERN PRO, PORTER CABLE, POWER PARTNER, SEARS/CRAFTSMAN, SNAPPER, TROY BILT, VOLT MASTER, WINCO, WINPOWER, AERATOR JACOBSEN, RYAN, AIR COMPRESSOR B&S, AUGER LITTLE BEAVER, BLOWER VARIOUS BRANDS, BROOM POLARIS, CHIPPER VARIOUS BRANDS, COMPOSTER SEARS, DETHATCHER PARKER, EDGER BROWN, ELIET, E-Z TRENCH, ROLLER SCREED, HD SAW E-Z TRENCH, LOADER GIANT VAC, PARKER, TORO, LOG SPLITTER EARTHQUAKE, MISC EQUIPMENT VARIOUS BRANDS, MOWER VARIOUS BRANDS, MULCHER MASSEY-FERGUSON, SIMPLICITY, PRESSURE WASHER B&S, HOMELITE, SHARK, SNAPPER, TROY BILT, PUMP HOMELITE, PACER PUMPS, SHREDDER ELIET, SNOW THROWER VARIOUS BRANDS, SPRAYER POLARIS, STRING TRIMMER VARIOUS BRANDS, STUMP GRINDER BEELINE, RAYCO, SWEEPER SMITHCO, TILLER VARIOUS BRANDS, TRACTOR TERRAMITE, VENTRAC, TRENCHER BROWN, DITCH WITCH, TURF EQUIPMENT CLASSEN, CUSHMAN, JACOBSEN, TORO, UTILITY VEHICLE VARIOUS BRANDS, VACUUM VARIOUS BRANDS, WASHER SEARS, WATER PUMP B&S
BKR5E-116953	4	120	120	ACURA RL 2004-03; CHEVROLET PRIZM 2002-98, TRACKER 2004-01; CHRYSLER CIRRUS 2000-95, SEBRING 2005-95; DODGE AVENGER 2000-95, COLT 1994-93, STRATUS 2000-95; EAGLE SUMMIT 1996-92; FORD THUNDERBIRD 2005-03; GEO STORM 1993-92; HYUNDAI ACCENT 2011-95, AZERA 2011-06, ELANTRA 2012-09 2007-96, ENTOURAGE 2008-07, SANTA FE 2009-01, SCOUPE 1995-93, SONATA 2010-99, TIBURON 2008-03 2001-97, TUCSON 2009-05, VERACRUZ 2012-07, XG300 2001, XG350 2005-02; INFINITI G20 2002-99, I30 2001-96, J30 1997-93, Q45 2001-90, QX4 2000-97; JAGUAR S-TYPE 2007-00, SUPER V8 2005, VANDEN PLAS 2005-03 1999-97, XJ8 2007-03 1999-98, XJR 2006-04, XK8 2006-03 1999-97, XKR 2006-04; KIA AMANTI 2006-04, MAGENTIS 2006-01, OPTIMA 2006-01, RIO 2011-06, RIO5 2011-06, SEDONA 2005-02, SEPHIA 1997-95, SORENTO 2006-03, SPECTRA 2007-04, SPECTRA5 2007-05, SPORTAGE 2010-05; LINCOLN LS 2006-00; MAZDA 2 2014-11, 323 1994-93 1991-90, 626 2002-93, 929 1995-92, MIATA 2005-99 1997-94, MPV 1998-96, MX-3 1996-92, MX-6 1997-93, PROTEGE 2003-90, PROTEGE5 2003-02; MERCEDES-BENZ C240 2005-03, C280 1998, CLK500 2004-03, E500 2005-04, G500 2008-06 2004, ML350 2004-03, ML500 2007 2004, R500 2007-06, S430 2005-04, S500 2006-00, SL500 2004 2000-99; MERCURY VILLAGER 2002-99; MITSUBISHI DIAMANTE 2002-97, ECLIPSE 2005-96, EXPO 1995-93, EXPO LRV 1994-92, GALANT 2003-92, LANCER 2007-02, MIRAGE 2002-93, MONTERO 2002-94, MONTERO SPORT 2004-97, OUTLANDER 2003; NISSAN 240SX 1998-91, 300ZX 1996-90, ALTIMA 2001-93, FRONTIER 2004-98, MAXIMA 2001-92, NX 1993-91, PATHFINDER 2000-96, QUEST 2002-99, SENTRA 2001-91, XTERRA 2004-00; PLYMOUTH COLT 1994-93; PONTIAC VIBE 2008-03; SATURN SC 1992-91, SC2 2002-93, SL2 2002-91, SW2 2001-93; SCION XB 2013-12; SUBARU BAJA 2006-03, FORESTER 2009-98, IMPREZA 2011 2006-95, LEGACY 2003-02 1999-95, OUTBACK 2006-00; SUZUKI AERIO 2007-02, GRAND VITARA 2005-00, SX4 2009-07, VITARA 2004-00, XL-7 2003-02; TOYOTA 4RUNNER 2002-96, CELICA 2003-00, COROLLA 2012 2008-98, ECHO 2000, MATRIX 2013-12 2008-05 2003, MR2 SPYDER 2002-00, PASEO 1999-95, PRIUS 2009-01, SUPRA 1998, T100 1998-95, TACOMA 2004-95, TERCEL 1999-95, TUNDRA 2004-00, YARIS 2014-11 2009-06; VOLKSWAGEN BEETLE 2004, ATV - 2008-2005 HONDA, PE ENGINES - HONDA, KAWASAKI, SUBARU-ROBIN, LAWNMOWERS - LAGCO ALLIS, BOBCAT, DIXON, EXMARK, HUSQVARNA, JOHN DEERE, LOCKE, MASSEY-FERGUSON, SIMPLICITY, TORO, AERATOR RYAN, BLOWER GIANT VAC, CHIPPER BEAR CAT, DETHATCHER JACOBSEN, MISC EQUIPMENT INTERNATIONAL, MILLER, MOWER ACREASE, KEE, SNAPPER, STRING TRIMMER SCAG, TILLER ARIENS, FORD, TROY BILT, UTILITY VEHICLE TORO

Spark Plug Primary Applications

PLUG NO.	STK NO.	BOX QTY	CASE QTY	PRINCIPLE APPLICATION
BKR5EGP7090		4	120	ACURA RL 2004-96, SLX 1999-96, TL 1998-95, VIGOR 1994-92; BENTLEY ARNAGE 2007-06 2002-00, AZURE 2006 2003-96, BROOKLANDS 1998-96, CONTINENTAL 2003-96; CADILLAC CATERA 2001-97; CHEVROLET PRIZM 2002-98, TRACKER 2004-01; CHRYSLER CIRRUS 2000-95, SEBRING 2005-95; DODGE AVENGER 2000-95, COLT 1994-93, STRATUS 2000-95; EAGLE SUMMIT 1996-92; FORD TAURUS 1995-89, THUNDERBIRD 2005-02; GEO PRIZM 1997-89, STORM 1993-92; HONDA PASSPORT 2002-97; HYUNDAI ACCENT 2011-95, AZERA 2011-06, ELANTRA 2012-09 2007-96, ENTOURAGE 2008-07, SANTA FE 2009-01, SCOUPE 1995-93, SONATA 2010-99, TIBURON 2008-03 2001-97, TUCSON 2009-05, VERACRUZ 2012-07, XG300 2001, XG350 2005-02; INFINITI G20 2002-99, I30 2001-96, J30 1997-93, Q45 2001-90, QX4 2000-97; ISUZU AMIGO 2000-98, AXIOM 2003-02, RODEO 2002-96, RODEO SPORT 2002-01, TROOPER 2002-96, VEHICROSS 2001-99; JAGUAR S-TYPE 2007-00, SUPER V8 2005, VANDEN PLAS 2005-03 1999-97, XJ8 2007-03 1999-98, XJR 2006-04 1997, XK8 2006-03 1999-97, XKR 2006-04; KIA AMANTI 2009-04, MAGENTIS 2008-01, OPTIMA 2008-01, RIO 2011-06, RIO5 2011-06, RONDO 2008-07, SEDONA 2010-02, SEPHIA 1997-95, SORENTO 2009-03, SPECTRA 2007-04, SPECTRA5 2007-05, SPORTAGE 2010-05 1995; LAND ROVER LR3 2009-05, RANGE ROVER 2009-06, RANGE ROVER SPORT 2009-06; LEXUS GS300 2000-94, LX450 1997-96, SC300 2000-94 1992; LINCOLN LS 2006-00; MAZDA 2 2014-11, 323 1994-93 1991-90, 626 2002-93, 929 1995-92, MIATA 2005-99 1997-94, MPV 1998-96, MX-3 1996-92, MX-6 1997-93, PROTEGE 2003-90, PROTEGE5 2003-02; MERCEDES-BENZ 300CE 1993-90, 300E 1993, 300SE 1993-92, 300SL 1993-90, 300TE 1993, 400E 1993-92, 400SE 1992, 400SEL 1993, 500E 1993-92, 500SEC 1993, 500SEL 1993-92, 500SL 1993-90, 600SEC 1993, 600SEL 1993-92, 600SL 1993, C220 1996-94, C230 1998-97, C240 2005-03, C280 1998-94, C36 AMG 1997-95, CLK500 2004-03, E320 1997-94, E420 1997 1995-94, E500 2005-04 1994, G500 2008-06 2004, ML350 2004-03, ML500 2007 2004, R500 2007-06, S320 1999-94, S420 1997-94, S430 2005-04, S500 2006-00 1997-94, S600 1997-94, SL320 1997-94, SL500 2004 2000-99 1997-94, SL600 1997-94; MERCURY VILLAGER 2002-93; MITSUBISHI DIAMANTE 2002-97, ECLIPSE 2005-96, EXPO 1995-93, EXPO LRV 1994-92, GALANT 2003-92, LANCER 2010-09 2007-02, MIRAGE 2002-93, MONTERO 2002-94, MONTERO SPORT 2004-97, OUTLANDER 2010-08 2003; NISSAN 240SX 1998-91, 300ZX 1996-90, ALTIMA 2001-93, FRONTIER 2004-98, MAXIMA 2001-92, NX 1993-91, PATHFINDER 2000-96, QUEST 2002-93, SENTRA 2001-91, XTERRA 2004-00; PEUGEOT 405 1991-89; PLYMOUTH COLT 1994-93; PONTIAC VIBE 2008-03; ROLLS ROYCE CORNICHE 2000; SAAB 9-2X 2006; SATURN L300 2005-01, LS2 2000, LW2 2000, LW300 2003-01, SC 1992-91, SC2 2002-93, SL2 2002-91, SW2 2001-93, VUE 2003-02; SCION XA 2006-04, XB 2014-12 2006-04; SUBARU BAJA 2006-03, FORESTER 2010-98, IMPREZA 2011-95, LEGACY 2009-02 1999-95, OUTBACK 2009-00; SUZUKI AERIO 2007-02, GRAND VITARA 2005-00, SX4 2009-07, VITARA 2004-00, XL-7 2003-02; TOYOTA 4RUNNER 2002-89, CELICA 2005-00 1997-94 1990, COROLLA 2013-12 2008-93, ECHO 2005-00, LAND CRUISER 1997-93, MATRIX 2013-12 2008-03, MR2 1991, MR2 SPYDER 2005-00, PASEO 1999-92, PICKUP 1995-88, PREVIA 1995-91, PRIUS 2009-01, SUPRA 1998-93, T100 1998-93, TACOMA 2004-95, TERCEL 1999-95, TUNDRA 2004-00, YARIS 2014-06; VOLKSWAGEN BEETLE 2004, CABRIO 2001-95, CORRADO 1995-92, EUROVAN 2003 2001-99 1997, GOLF 2002-01 1999-94, JETTA 2002-93, PASSAT 1997-93, O/B - BRIGGS & STRATTON
BKR5EIX6341		4	120	BENTLEY ARNAGE 2007-06 2002-00, AZURE 2006 2003-96, BROOKLANDS 1998-96, CONTINENTAL 2003-96; CADILLAC CATERA 2001-97; DODGE RAM 2500 VAN 1997-96; GEO PRIZM 1997-90; JAGUAR XJR 1997; KIA SPORTAGE 1995; LEXUS LX450 1997-96; MAZDA MIATA 2005-04; MERCEDES-BENZ 300CE 1993-90, 300E 1993, 300SE 1993-92, 300SL 1993-90, 300TE 1993, 400E 1993-92, 400SE 1992, 400SEL 1993, 500E 1993-92, 500SEC 1993, 500SEL 1993-92, 500SL 1993-90, 600SEC 1993, 600SEL 1993-92, 600SL 1993, C220 1996-94, C230 1998-97, C280 1997-94, C36 AMG 1997-95, E320 1997-94, E420 1997 1995-94, E500 1994, S320 1999-94, S420 1997-94, S500 1997-94, S600 1997-94, SL320 1997-94, SL500 1997-94, SL600 1997-94; MERCURY VILLAGER 1998-93; MITSUBISHI ECLIPSE 2005-04, LANCER 2010-09, OUTLANDER 2010-08; NISSAN QUEST 1998-93; PEUGEOT 405 1991-89; ROLLS ROYCE CORNICHE 2000; SATURN L300 2005-01, LS2 2000, LW2 2000, LW300 2003-01, VUE 2003-02; SCION XA 2006-04, XB 2006-04; TOYOTA 4RUNNER 2000-89, CELICA 1997-94, COROLLA 1997-93, ECHO 2005-01, LAND CRUISER 1997-93, PICKUP 1995-88, T100 1998-93, TACOMA 2000-95; VOLKSWAGEN CABRIO 2001-95, CORRADO 1995-92, EUROVAN 2003 2001-99 1997, GOLF 2002-01 1999-94, JETTA 2002-93, PASSAT 1997-93, ATV - 2007-1996 POLARIS, M/C - 2006-1999 SHERCO, O/B - BRIGGS & STRATTON
BKR5EIX-115464		4	120	ACURA RL 2004-96, SLX 1999-96, TL 1998-95, VIGOR 1994-92; CHEVROLET CORVETTE 1992-90, PRIZM 2002-98, TRACKER 2004-01; CHRYSLER CIRRUS 2000-95, SEBRING 2005-95; DODGE AVENGER 2000-95, COLT 1994-93, STRATUS 2000-95; EAGLE SUMMIT 1996-92; FORD TAURUS 1995-89, THUNDERBIRD 2005-02; GEO PRIZM 1989, STORM 1993-92; HONDA PASSPORT 2002-97; HYUNDAI ACCENT 2011-95, AZERA 2011-06, ELANTRA 2012-09 2007-96, ENTOURAGE 2008-07, SANTA FE 2009-01, SCOUPE 1995-93, SONATA 2010-99, TIBURON 2008-03 2001-97, TUCSON 2009-05, VERACRUZ 2012-07, XG300 2001, XG350 2005-02; INFINITI G20 2002-99, I30 2001-96, J30 1997-93, Q45 2001-90, QX4 2000-97; ISUZU AMIGO 2000-98, AXIOM 2003-02, RODEO 2002-96, RODEO SPORT 2002-01, TROOPER 2002-96, VEHICROSS 2001-99; JAGUAR S-TYPE 2007-00, SUPER V8 2005, VANDEN PLAS 2005-03 1999-97, XJ8 2007-03 1999-98, XJR 2006-04, XK8 2006-03 1999-97, XKR 2006-04; KIA AMANTI 2009-04, MAGENTIS 2008-01, OPTIMA 2008-01, RIO 2011-06, RIO5 2011-06, RONDO 2008-07, SEDONA 2010-02, SEPHIA 1997-95, SORENTO 2009-03, SPECTRA 2007-04, SPECTRA5 2007-05, SPORTAGE 2010-05; LAND ROVER LR3 2009-05, RANGE ROVER 2009-06, RANGE ROVER SPORT 2009-06; LEXUS GS300 2000-94, SC300 2000-94 1992; LINCOLN LS 2006-00; MAZDA 2 2014-11, 323 1994-93 1991-90, 626 2002-93, 929 1995-92, MIATA 2005-99 1997-94, MPV 1998-96, MX-3 1996-92, MX-6 1997-93, PROTEGE 2003-90, PROTEGE5 2003-02; MERCEDES-BENZ C240 2005-03, C280 1998, CLK500 2004-03, E500 2005-04, G500 2008-06 2004, ML350 2004-03, ML500 2007 2004, R500 2007-06, S430 2005-04, S500 2006-00, SL500 2004 2000-99; MERCURY VILLAGER 2002-99; MITSUBISHI DIAMANTE 2002-97, ECLIPSE 2005-96, EXPO 1995-93, EXPO LRV 1994-92, GALANT 2003-92, LANCER 2007-02, MIRAGE 2002-93, MONTERO 2002-94, MONTERO SPORT 2004-97, OUTLANDER 2003; NISSAN 240SX 1998-91, 300ZX 1996-90, ALTIMA 2001-93, FRONTIER 2004-98, MAXIMA 2001-92, NX 1993-91, PATHFINDER 2000-96, QUEST 2002-99, SENTRA 2001-91, XTERRA 2004-00; PLYMOUTH COLT 1994-93; PONTIAC VIBE 2008-03; SAAB 9-2X 2006; SATURN SC 1992-91, SC2 2002-93, SL2 2002-91, SW2 2001-93; SCION XB 2014-12; SUBARU BAJA 2006-03, FORESTER 2010-98, IMPREZA 2011-95, LEGACY 2009-02 1999-95, OUTBACK 2009-00; SUZUKI AERIO 2007-02, GRAND VITARA 2005-00, SX4 2009-07, VITARA 2004-00, XL-7 2003-02; TOYOTA 4RUNNER 2002-96, CELICA 2005-00 1990, COROLLA 2013-12 2008-93, ECHO 2000, MATRIX 2013-12 2008-03, MR2 1991, MR2 SPYDER 2005-00, PASEO 1999-92, PREVIA 1995-91, PRIUS 2009-01, SUPRA 1998-93, T100 1998-95, TACOMA 2004-95, TERCEL 1999-95, TUNDRA 2004-00, YARIS 2014-06; VOLKSWAGEN BEETLE 2004, ATV - 2008-2005 HONDA
BKR5EK7797		4	120	CADILLAC CATERA 2001-97; SATURN L300 2005-01, LS2 2000, LW2 2000, LW300 2003-01, VUE 2003-02, O/B - 2005-2001 EVINRUDE
BKR5EKB-113967		4	120	CHEVROLET PRIZM 1999-98; LEXUS GS300 2000-98, SC300 2000-99; TOYOTA 4RUNNER 2002-96, COROLLA 1999-98, PASEO 1999-95, SUPRA 1998, T100 1998-95, TACOMA 2004-95, TERCEL 1999-95, TUNDRA 2004-00
BKR5EKP-114302		4	120	CHEVROLET PRIZM 1999-98; LEXUS GS300 2000-98, SC300 2000-99; TOYOTA 4RUNNER 2002-96, COROLLA 1999-98, PASEO 1999-95, SUPRA 1998, T100 1998-95, TACOMA 2004-95, TERCEL 1999-95, TUNDRA 2004-00
BKR5EKU3964		4	120	VOLKSWAGEN CORRADO 1995-92, EUROVAN 2003 2001-99 1997, GOLF 2002-01 1999-95, JETTA 2002-94, PASSAT 1997-93
BKR5EKUP2890		4	120	VOLKSWAGEN CORRADO 1995-92, EUROVAN 2003 2001-99 1997, GOLF 2002-01 1999-95, JETTA 2002-94, PASSAT 1997-93, O/B - 2005-2001 EVINRUDE
BKR5E-N-112391		4	120	ACURA RL 2002-96, SLX 1999-96, TL 1998-95, VIGOR 1994-92; HONDA PASSPORT 2002-97
BKR5EP-113440		4	120	CHEVROLET PRIZM 2002-00, TRACKER 2004-01; CHRYSLER SEBRING 2005-01; GEO PRIZM 1989, STORM 1993-92; LEXUS GS300 1997-94, SC300 1998-94 1992; MAZDA 323 1994-93, PROTEGE 1994-90; MITSUBISHI GALANT 1994-93; PONTIAC VIBE 2008-03; SATURN SC 1992-91, SC2 2002-93, SL2 2002-91, SW2 2001-93; SUBARU FORESTER 2002-99, IMPREZA 2002-95, LEGACY 2002 1999-95, OUTBACK 2002-00; TOYOTA 4RUNNER 2000, CELICA 2005-00 1990, COROLLA 2008-00, ECHO 2000, MATRIX 2008-03, MR2 1991, MR2 SPYDER 2005-00, PASEO 1995-92, PREVIA 1995-91, PRIUS 2009-01, SUPRA 1997-93, TACOMA 2003-00, YARIS 2009-06

Spark Plug Primary Applications

PLUG NO.	STK NO.	BOX QTY	CASE QTY	PRINCIPLE APPLICATION
BKR5ES2460		4	120	BENTLEY ARNAGE 2007-06 2002-00, AZURE 2006 2003-96, BROOKLANDS 1998-96, CONTINENTAL 2003-96; GEO PRIZM 1997-90; JAGUAR XJR 1997; KIA SPORTAGE 1995; LEXUS LX450 1997-96; MERCEDES-BENZ 300CE 1993-90, 300E 1993, 300SE 1993-92, 300SL 1993-90, 300TE 1993, 400E 1993-92, 400SE 1992, 400SEL 1993, 500E 1993-92, 500SEC 1993, 500SEL 1993-92, 500SL 1993-90, 600SEC 1993, 600SEL 1993-92, 600SL 1993, C220 1996-94, C230 1998-97, C280 1997-94, C36 AMG 1997-95, E320 1997-94, E420 1997 1995-94, E500 1994, S320 1999-94, S420 1997-94, S500 1997-94, S600 1997-94, SL320 1997-94, SL500 1997-94, SL600 1997-94; MERCURY VILLAGER 1998-93; NISSAN QUEST 1998-93; PEUGEOT 405 1991-89; ROLLS ROYCE CORNICHE 2000; SCION XA 2006-04, XB 2006-04; TOYOTA 4RUNNER 2000-89, CELICA 1997-94, COROLLA 1997-93, LAND CRUISER 1997-93, PICKUP 1995-88, T100 1998-93, TACOMA 2000-95; VOLKSWAGEN CABRIO 2001-95, GOLF 1999-94, JETTA 1999-93, PASSAT 1996-95, ATV - 1998-1997 POLARIS, M/C - 2006-1999 SHERCO, PE ENGINES - HONDA, KAWASAKI, MITSUBISHI, C/SAW - DITCH DEVIL, ELITE, MAGNUM DIAMOND, LAWNMOWER - VARIOUS BRANDS, AERATOR JACOBSEN, RYAN, AIR COMPRESSOR B&S, AUGER LITTLE BEAVER, BLOWER VARIOUS BRANDS, BROOM POLARIS, CHIPPER VARIOUS BRANDS, COMPOSTER SEARS, DETHATCHER PARKER, EDG-EAR BROWN, ELIET, E-Z TRENCH, ROLLER SCREED, HD SAW E-Z TRENCH, LOADER GIANT VAC, PARKER, TORO, LOG SPLITTER EARTHQUAKE, MISC EQUIPMENT VARIOUS BRANDS, MOWER VARIOUS BRANDS, MULCHER MASSEY-FERGUSON, SIMPLICITY, PRESSURE WASHER B&S, HOMELITE, SHARK, SNAPPER, TROY BILT, PUMP HOMELITE, PACER PUMPS, SHREDDER ELIET, SNOW THROWER VARIOUS BRANDS, SPRAYER POLARIS, STRING TRIMMER VARIOUS BRANDS, STUMP GRINDER BEELINE, RAYCO, SWEEPER SMITHCO, TILLER VARIOUS BRANDS, TRACTOR TERRAMITE, VENTRAC, TRENCHER BROWN, DITCH WITCH, TURF EQUIPMENT CLASSEN, CUSHMAN, JACOBSEN, TORO, UTILITY VEHICLE VARIOUS BRANDS, VACUUM VARIOUS BRANDS, WASHER SEARS, WATER PUMP B&S
BKR5ES-112382		4	120	ACURA RL 2004-96, SLX 1999-96, TL 1998-95, VIGOR 1994-92; CHEVROLET PRIZM 2002-00, TRACKER 2004-01; CHRYSLER CIRRUS 2000-95, CROSSFIRE 2006-04, SEBRING 2000-95; DODGE AVENGER 2000-95, COLT 1994-93, STRATUS 2000-95; EAGLE SUMMIT 1996-92; FORD TAURUS 1995-89, THUNDERBIRD 2005-02; GEO PRIZM 1989, STORM 1993-92; HONDA PASSPORT 2002-97; HYUNDAI ACCENT 2011-95, AZERA 2011-06, ELANTRA 2012-09 2007-96, ENTOURAGE 2008-07, SANTA FE 2009-01, SCOUPE 1995-93, SONATA 2010-99, TIBURON 2008-03 2001-97, TUCSON 2009-05, VERACRUZ 2011-07, XG300 2001, XG350 2005-02; INFINITI G20 2002-99, I30 2001-96, J30 1997-93, Q45 2001-90, QX4 2000-97; ISUZU AMIGO 2000-98, AXIOM 2003-02, RODEO 2002-96, RODEO SPORT 2002-01, TROOPER 2002-96, VEHICROSS 2001-99; JAGUAR S-TYPE 2007-00, SUPER V8 2005, VANDEN PLAS 2005-03 1999-97, XJ8 2007-03 1999-98, XJR 2006-04, XK8 2006-03 1999-97, XKR 2006-04; KIA AMANTI 2006-04, MAGENTIS 2006-01, OPTIMA 2006-01, RIO 2011-06, RIO5 2011-06, SEDONA 2005-02, SEPHIA 1997-95, SORENTO 2006-03, SPECTRA 2007-04, SPECTRA5 2007-05, SPORTAGE 2010-05; LEXUS GS300 1997-94, SC300 1998-94 1992; LINCOLN LS 2006-00; MAZDA 323 1991-90, 626 2002-93, 929 1995-92, MIATA 2005-99 1997-94, MPV 1998-96, MX-3 1996-92, MX-6 1997-93, PROTEGE 2003-95, PROTEGE5 2003-02; MERCEDES-BENZ C240 2005-03, C280 1998, CLK500 2004-03, E500 2005-04, G500 2008-06 2004, ML350 2004-03, ML500 2007 2004, R500 2007-06, S430 2005-04, S500 2006-00, SL500 2004 2000-99; MERCURY VILLAGER 2002-99; MITSUBISHI DIAMANTE 2002-97, ECLIPSE 2005-96, EXPO 1995-93, EXPO LRV 1994-92, GALANT 2009-98, IMPREZA 2006-95, LEGACY 2003-02 1999-95, MONTERO 2002-94, MONTERO SPORT 2004-97, OUTLANDER 2003; NISSAN 240SX 1998-91, 300ZX 1996-90, ALTIMA 2001-93, FRONTIER 2004-98, MAXIMA 2001-92, NX 1993-91, PATHFINDER 2000-96, QUEST 2002-99, SENTRA 2001-91, XTERRA 2004-00; PLYMOUTH COLT 1994-93; PONTIAC VIBE 2008-03; SUBARU BAJA 2006-04, FORESTER 2009-98, IMPREZA 2006-95, LEGACY 2003-02 1999-95, OUTBACK 2006-00; SUZUKI AERIO 2007-02, GRAND VITARA 2005-00, SX4 2009-07, VITARA 2004-00, XL-7 2003-02; TOYOTA 4RUNNER 2000, CELICA 2005-00 1990, COROLLA 2008-00, ECHO 2000, MATRIX 2008-03, MR2 1991, MR2 SPYDER 2005-00, PASEO 1995-92, PREVIA 1995-91, PRIUS 2009-01, SUPRA 1997-93, TACOMA 2004-00, YARIS 2009-06; VOLKSWAGEN BEETLE 2004, ATV - 2008-2005 HONDA, PE ENGINES - KAWASAKI, XENOAH, LAWNMOWER - AGCO ALLIS, BOBCAT, DIXON, EXMARK, HUSQVARNA, JOHN DEERE, LOCKE, MASSEY-FERGUSON, SIMPLICITY, TORO, AERATOR RYAN, BLOWER GIANT VAC, CHIPPER BEAR CAT, DETHATCHER JACOBSEN, MISC EQUIPMENT INTERNATIONAL, MILLER, MOWER ACREASE, KEE, SNAPPER, STRING TRIMMER SCAG, TILLER ARIENS, FORD, TROY BILT, UTILITY VEHICLE TORO
BKR5ESA-115643		4	120	SATURN SC 1992-91, SC2 2002-93, SL2 2002-91, SW2 2001-93
BKR5EY7390		4	120	MERCURY VILLAGER 1998-93; NISSAN QUEST 1998-93
BKR5EY-116745		4	120	CHEVROLET TRACKER 2003-01; ISUZU AMIGO 2000-98, AXIOM 2003-02, RODEO 2002-96, RODEO SPORT 2002-01, TROOPER 2002-96, VEHICROSS 2001-99; TOYOTA CELICA 2005-04, MATRIX 2004, MR2 SPYDER 2005-03
BKR5EYA2087		4	120	GEO PRIZM 1997-90; LEXUS LX450 1997-96; SCION XA 2006-04, XB 2006-04; TOYOTA 4RUNNER 2000-89, CELICA 1997-94, COROLLA 1997-93, ECHO 2005-01, LAND CRUISER 1997-93, PICKUP 1995-88, T100 1998-93, TACOMA 2000-95
BKR5EYA-112526		4	120	FORD TAURUS 1995-89, THUNDERBIRD 2002; GEO PRIZM 1989; LEXUS GS300 2000-94, SC300 2000-94 1992; TOYOTA 4RUNNER 2000, CELICA 1990, MR2 1991, PASEO 1995-92, PREVIA 1995-91, SUPRA 1997-93, TACOMA 2004-00
BKR6E6962		4	120	ALFA ROMEO 164 1995-91; AUDI 90 QUATTRO 1992-90, A4 2001-99 1997-96, A4 QUATTRO 2001-98 1996, A6 2001-98, A6 QUATTRO 2004-98 1996-95, A8 QUATTRO 2006-97, ALLROAD QUATTRO 2005-03, CABRIOLET 1996-95, COUPE QUATTRO 1991-90, S4 2009-07, S6 2003-02, S8 2003-01; BENTLEY ARNAGE 1999; BMW 320I 2005-01 1995-92, 323CI 2000, 323I 2000-98, 323IS 1999-98, 325CI 2006-01, 325I 2005-01, 325XI 2005-01, 328CI 2000, 328I 2000-96, 328IS 1999-96, 330CI 2006-01, 330I 2005-01, 330XI 2005-01, 525I 2005-01, 528I 2000-97, 530I 2005-01, 540I 2003-98, 545I 2005-04, 645CI 2005-04, 740I 2001-98, 740IL 2001-98, 745I 2005-02, 745LI 2005-02, 750IL 2001-98, 760I 2006-04, 760LI 2008-03, M3 1999-96, M5 2003-00, X3 2006-04, X5 2006-00, Z3 2002-97, Z4 2005-03, Z8 2003-00; CADILLAC CTS 2004-03; CHRYSLER CIRRUS 2000, NEON 2002-00 1997-95; DODGE NEON 2005-95, STRATUS 2000-95, SX 2.0 2005-03; GEO TRACKER 1997-94; HYUNDAI SCOUPE 1995-93; ISUZU IMPULSE 1992-91; JAGUAR VANDEN PLAS 1996-88, XJ6 1997-87, XJR 1996-95, XJS 1996-92; KIA RIO 2002-01, SEPHIA 2001-98, SPECTRA 2004-00; LAND ROVER RANGE ROVER 2005-03; LOTUS ELAN 1992 1990, ESPRIT 2003-97; MINI COOPER 2008-02; MITSUBISHI ECLIPSE 1998-95; MORGAN AERO 8 2005-04; PLYMOUTH BREEZE 2000-96, NEON 2001-95; PONTIAC SUNRUNNER 1997-95; PORSCHE 911 2005-01, BOXSTER 2005-01, CARRERA GT 2005-04, CAYENNE 2006-03; ROLLS ROYCE PARK WARD 2002, PHANTOM 2005-04, SILVER SERAPH 2002-99; SAAB 9-2X 2005; SUBARU IMPREZA 2005-02; SUZUKI ESTEEM 2000-95, SIDEKICK 1998-93, SWIFT 1993-92, VERONA 2004, X-90 1998-96; TOYOTA CELICA 1993-90, COROLLA 1990, MR2 1995-91; VOLKSWAGEN GOLF 2000 1993-90 1986, JETTA 1992-90, PASSAT 2005-98 1991-90, PHAETON 2006-04, TOUAREG 2007-04; VOLVO 850 1997 1994-93, 960 1994-92, C70 2004-98, S40 2004-00, S60 2009-01, S70 2000-98, S80 2006-99, V40 2004-00, V70 2007-98, XC70 2007-03, XC90 2006-03, ATV - 2007-1994 POLARIS, O/B - 2005-2003 JOHNSON, 2004-2001 SUZUKI, COMMERCIAL/INDUSTRIAL - HERCULES

Spark Plug Primary Applications

PLUG NO.	STK NO.	BOX QTY	CASE QTY	PRINCIPLE APPLICATION
BKR6E-112756	4	4	120	ACURA INTEGRA 2001-92, LEGEND 1995-91, NSX 2005-91; ASTON MARTIN DB9 2005; AUDI A4 2004-02, A4 QUATTRO 2004-02, A6 2004-02, A6 QUATTRO 2005-02; CHEVROLET AVEO 2008-04, AVEO5 2008-06, EPICA 2005-04, METRO 2001-98, TRACKER 2000-98 1991-90; CHRYSLER SEBRING 1999-95; DAEWOO LANOS 2002-99, NUBIRA 2002-99; DAIHATSU CHARADE 1992-89, ROCKY 1992-90; DODGE AVENGER 1999-95, COLT 1994-93, STEALTH 1996-91, STRATUS 2005-01; EAGLE TALON 1998-95; FORD ESCORT 1996-91, PROBE 1997-93; GEO STORM 1991-90; GMC TRACKER 1991-89; HONDA CIVIC 2000-99, CIVIC DEL SOL 1995-94, PASSPORT 1996-94; INFINITI G20 1996-91, M30 1992-90; ISUZU I-MARK 1989, IMPULSE 1992-90, RODEO 2004-03 1995-93, RODEO SPORT 2003, STYLUS 1992-91, TROOPER 1995-92; JAGUAR VANDEN PLAS 2003, XJR 2003-98, XKR 2003; KIA RIO 2005-03, SPORTAGE 2002-95; LAND ROVER DISCOVERY 2002-99, FREELANDER 2005-02; LEXUS ES300 2003-94, ES330 2006-04, GS300 2005-01 1993, GS400 2000-98, GS430 2007-01, GX470 2009-03, HS250H 2012-10, IS300 2005-01, LS400 2000-90, LS430 2006-01, LX470 2007-98, RX300 2003-99, RX330 2006-04, RX400H 2008-06, SC300 1994-93, SC400 2000-92, SC430 2010-02; LOTUS ELAN 1991, ELISE 2007-05, EXIGE 2006; MAYBACH 57 2012-11, 62 2012-11; MAZDA MIATA 1993-90, PROTEGE 1994-90; MERCEDES-BENZ CL600 2013-11, CL65 AMG 2014-11, S600 2013-11, S65 AMG 2012-11, SL600 2011, SL65 AMG 2014-13 2011, SLK55 AMG 2011; MERCURY CAPRI 1994-91, TRACER 1996-91; MITSUBISHI 3000GT 1998-91, DIAMANTE 2004-03 1995-92, ECLIPSE 2012-11 2000-99, ENDEAVOR 2011, GALANT 2000-99, MONTERO 1996-95, MONTERO SPORT 1998-97; NISSAN 200SX 1998-95, FRONTIER 2004-01, MAXIMA 1994-89, NX 1993-91, SENTRA 1999-98 1994-91, XTERRA 2004-02; PLYMOUTH COLT 1994-93; PONTIAC VIBE 2006-03, WAVE 2008-05, WAVE5 2007-05; ROLLS ROYCE PHANTOM 2013-11; SAAB 9-3 2011; SCION TC 2009-05, XB 2012-11 2009-08; SUBARU IMPREZA 1997-93, LEGACY 2012-11 2001-00 1994-90, OUTBACK 2012-11, SVX 1997-92; SUZUKI ESTEEM 2002-99, GRAND VITARA 2008-06 1999, SWIFT 2001-95, SWIFT+ 2008-04, VERONA 2006-05, VITARA 2002-99, XL-7 2006-04; TOYOTA 4RUNNER 2004-03, AVALON 1995, CAMRY 2011 1996-92, CELICA 2005 1999-91, COROLLA 2012-11 2006-05, LAND CRUISER 1999-98, MATRIX 2012-11 2006-05, MR2 1995-92, PREVIA 1997-95, RAV4 1996, SUPRA 1998-93, M/C - 2008-2001 HONDA, O/B - 2001-2000 YAMAHA
BKR6EGP7092	4	4	120	ACURA INTEGRA 2001-92, LEGEND 1995-91, NSX 2005-91; ALFA ROMEO 164 1995-91; ASTON MARTIN DB9 2005; AUDI 90 QUATTRO 1992-90, A4 2004-99 1997-96, A4 QUATTRO 2004-98 1996, A6 2004-98, A6 QUATTRO 2006-98 1996-95, A8 QUATTRO 2006-97, ALLROAD QUATTRO 2005-03, CABRIOLET 1996-95, COUPE QUATTRO 1991-90, S4 2009-04, S6 2003-02, S8 2003-01, TT 2001, TT QUATTRO 2006; BENTLEY ARNAGE 1999; BMW 320I 2005-01 1995-92, 323CI 2000, 323I 2000-98, 323IS 1999-98, 325CI 2006-01, 325I 2006-01, 325XI 2005-01, 328CI 2000, 328I 2000-96, 328IS 1999-96, 330CI 2006-01, 330I 2005-01, 330XI 2005-01, 525I 2005-01, 528I 2000-97, 530I 2005-01, 540I 2003-98, 545I 2005-04, 645CI 2005-04, 740I 2001-98, 740LI 2001-98, 745I 2005-02, 745LI 2005-02, 750IL 2001-98, 760I 2006-04, 760LI 2008-03, M3 1999-96, M5 2003-00, X3 2006-04, X5 2006-00, Z3 2002-97, Z4 2005-03, Z8 2003-00; CADILLAC CTS 2004-03; CHEVROLET AVEO 2008-04, AVEO5 2008-06, COBALT 2007-05, EPICA 2006-04, METRO 2001-98, TRACKER 2002-98 1991-89; CHRYSLER CIRRUS 2000, NEON 2002-00 1997-95, SEBRING 2005-01 1999-95; DAEWOO LANOS 2002-99, NUBIRA 2002-99; DAIHATSU CHARADE 1992-89, ROCKY 1992-90; DODGE AVENGER 1999-95, COLT 1994-93, NEON 2005-95, STEALTH 1996-91, STRATUS 2005-95, SX 2.0 2005-03; EAGLE TALON 1998-95; FORD ESCORT 1996-91, PROBE 1997-93; GEO STORM 1991-90, TRACKER 1997-94; GMC TRACKER 1991-89; HONDA CIVIC 2000-99, CIVIC DEL SOL 1997-94, PASSPORT 1996-94; HYUNDAI SCOUPE 1995-93; INFINITI G20 1996-91, M30 1992-90; ISUZU I-MARK 1989, IMPULSE 1992-90, RODEO 2004-03 1995-93, RODEO SPORT 2003, STYLUS 1992-91, TROOPER 1995-92; JAGUAR VANDEN PLAS 2003 1996-88, XJ6 1997-87, XJR 2003-98 1996-95, XJS 1996-92, XKR 2003; KIA RIO 2005-01, SEPHIA 2001-98, SPECTRA 2004-00, SPORTAGE 2002-95; LAND ROVER DISCOVERY 2002-99, FREELANDER 2005-02, RANGE ROVER 2005-03; LEXUS ES300 2003-94, ES330 2006-04, GS300 2005-01 1993, GS400 2000-98, GS430 2007-01, GX470 2009-03, HS250H 2012-10, IS300 2005-01, LS400 2000-90, LS430 2006-01, LX470 2007-98, RX300 2003-99, RX330 2006-04, RX400H 2008-06, SC300 1994-93, SC400 2000-92, SC430 2010-02; LOTUS ELAN 1992-90, ELISE 2007-05, ESPRIT 2003-97, EXIGE 2006; MAYBACH 57 2012-03, 62 2012-03; MAZDA MIATA 1993-90, PROTEGE 1994-90; MERCEDES-BENZ CL600 2014-07 2002, CL65 AMG 2014-08, S600 2013-07 2002, S65 AMG 2013-07, SL600 2011 2009-07, SL65 AMG 2014-13 2011-07, SLK55 AMG 2011; MERCURY CAPRI 1994-91, TRACER 1996-91; MINI COOPER 2008-02; MITSUBISHI 3000GT 1999-91, DIAMANTE 2004-03 1995-92, ECLIPSE 2012-11 2003 2000-95, ENDEAVOR 2011, GALANT 2000-99, MONTERO 2006-03 1996-95, MONTERO SPORT 1998-97; MORGAN AERO 8 2005-04; NISSAN 200SX 1998-95, D21 1994-90, FRONTIER 2004-01, MAXIMA 1994-89, NX 1993-91, PATHFINDER 1995-90, PICKUP 1996-95, SENTRA 1999-98 1994-91, XTERRA 2004-02; PLYMOUTH BREEZE 2000-96, COLT 1994-93, NEON 2001-95; PONTIAC SUNRUNNER 1997-95, VIBE 2010-09 2006-03, WAVE 2008-05, WAVE5 2007-05; PORSCHE 911 2005-01, BOXSTER 2005-01, CARRERA GT 2005-04, CAYENNE 2006-03; ROLLS ROYCE PARK WARD 2002, PHANTOM 2013-04, SILVER SERAPH 2002-99; SAAB 9-2X 2005, 9-3 2011-03, 9-3X 2010; SATURN ION 2007-04; SCION TC 2010-05, XB 2012-08; SUBARU IMPREZA 2005-02 1997-93, LEGACY 2012-10 2001-00 1994-90, OUTBACK 2012-10, SVX 1997-92; SUZUKI ESTEEM 2002-95, GRAND VITARA 2008-06 1999, SIDEKICK 1998-93, SWIFT 2001-95 1993-92, SWIFT+ 2008-04, VERONA 2006-04, VITARA 2002-99, X-90 1998-96, XL-7 2006-04; TOYOTA 4RUNNER 2009-03, AVALON 2004-95, CAMRY 2011-92, CELICA 2005-90, COROLLA 2012-09 2006-05 1990, HIGHLANDER 2010-01, LAND CRUISER 2007-98, MATRIX 2012-09 2006-03, MR2 1995-91, PREVIA 1997-95, RAV4 2008-96, SEQUOIA 2009-01, SIENNA 2006-98, SOLARA 2008-99, SUPRA 1998-93, TUNDRA 2009-00; VOLKSWAGEN GOLF 2000 1993-90 1986, JETTA 1999 1992-90, PASSAT 2005-98 1991-90, PHAETON 2006-04, TOUAREG 2007-04; VOLVO 850 1997-93, 960 1997-92, C70 2004-98, S40 2004-00, S60 2009-01, S70 2000-98, S80 2010-99, S90 1998-97, V40 2004-00, V70 2007-98, V90 1998-97, XC70 2007-03, XC90 2011-03, O/B - 2005-2003 JOHNSON, 2004-2001 SUZUKI, 2001-2000 YAMAHA, ATV - 2007-1994 POLARIS
BKR6EIX6418	4	4	120	ALFA ROMEO 164 1995-91; AUDI 90 QUATTRO 1992-90, A4 2001-99 1997-96, A4 QUATTRO 2001-98 1996, A6 2001-98, A6 QUATTRO 2004-98 1996-95, A8 QUATTRO 2006-97, ALLROAD QUATTRO 2005-03, CABRIOLET 1996-95, COUPE QUATTRO 1991-90, S4 2009-04, S6 2003-02, S8 2003-01, TT 2001, TT QUATTRO 2006; BENTLEY ARNAGE 1999; BMW 320I 2005-01 1995-92, 323CI 2000, 323I 2000-98, 323IS 1999-98, 325CI 2006-01, 325I 2006-01, 325XI 2005-01, 328CI 2000, 328I 2000-96, 328IS 1999-96, 330CI 2006-01, 330I 2005-01, 330XI 2005-01, 525I 2005-01, 528I 2000-97, 530I 2005-01, 540I 2003-98, 545I 2005-04, 645CI 2005-04, 740I 2001-98, 740LI 2001-98, 745I 2005-02, 745LI 2005-02, 750IL 2001-98, 760I 2006-04, 760LI 2008-03, M3 1999-96, M5 2003-00, X3 2006-04, X5 2006-00, Z3 2002-97, Z4 2005-03, Z8 2003-00; CADILLAC CTS 2004-03; CHEVROLET COBALT 2007-05; CHRYSLER CIRRUS 2000, NEON 2002-00 1997-95; DODGE NEON 2005-95, RAM 2500 1995, STRATUS 2000-95, SX 2.0 2005-03; GEO TRACKER 1997-94; HYUNDAI SCOUPE 1995-93; ISUZU IMPULSE 1992-91; JAGUAR VANDEN PLAS 1996-88, XJ6 1997-87, XJR 1996-95, XJS 1996-92; KIA RIO 2002-01, SEPHIA 2001-98, SPECTRA 2004-00; LAND ROVER RANGE ROVER 2005-03; LOTUS ELAN 1992 1990, ESPRIT 2003-97; MAYBACH 57 2012-03, 62 2012-03; MERCEDES-BENZ CL600 2014-07, CL65 AMG 2014-08, S600 2013-07, S65 AMG 2013-07, SL600 2011 2009-07, SL65 AMG 2014-13 2011-07; MINI COOPER 2008-02; MITSUBISHI ECLIPSE 2012-11 2003 1998-95, ENDEAVOR 2011, MONTERO 2006-03; MORGAN AERO 8 2005-04; NISSAN D21 1994-90, PATHFINDER 1995-90, PICKUP 1996-95; PLYMOUTH BREEZE 2000-96, NEON 2001-95; PONTIAC SUNRUNNER 1997-95; PORSCHE 911 2005-01, BOXSTER 2005-01, CARRERA GT 2005-04, CAYENNE 2006-03; ROLLS ROYCE PARK WARD 2002, PHANTOM 2013-04, SILVER SERAPH 2002-99; SAAB 9-2X 2005, 9-3 2011-03, 9-3X 2010; SATURN ION 2007-04; SUBARU IMPREZA 2005-02; SUZUKI ESTEEM 2000-95, SIDEKICK 1998-93, SWIFT 1993-92, VERONA 2004, X-90 1998-96; TOYOTA CELICA 1993-90, COROLLA 1990, MR2 1995-91, SEQUOIA 2004-01, TUNDRA 2004-00; VOLKSWAGEN GOLF 2000 1993-90 1986, JETTA 1999 1992-90, PASSAT 2005-98 1991-90, PHAETON 2006-04, TOUAREG 2007-04; VOLVO 850 1997-93, 960 1997-92, C70 2004-98, S40 2004-00, S60 2009-01, S70 2000-98, S80 2010-99, S90 1998-97, V40 2004-00, V70 2007-98, V90 1998-97, XC70 2007-03, XC90 2006-03, O/B - 2005-2003 JOHNSON, 2004-2001 SUZUKI

Spark Plug Primary Applications

PLUG NO.	STK NO.	BOX QTY	CASE QTY	PRINCIPLE APPLICATION
BKR6EIX-113764		4	120	ACURA INTEGRA 2001-92, LEGEND 1995-91, NSX 2005-91; ASTON MARTIN DB9 2005; AUDI A4 2004-02, A4 QUATTRO 2004-02, A6 2004-02, A6 QUATTRO 2006-02; CHEVROLET AVEO 2008-04, AVEO5 2008-06, EPICA 2006-04, METRO 2001-98, TRACKER 2002-98 1991-89; CHRYSLER SEBRING 2005-01 1999-95; DAEWOO LANOS 2002-99, NUBIRA 2002-99; DAIHATSU CHARADE 1992-89, ROCKY 1992-90; DODGE AVENGER 1999-95, COLT 1994-93, STEALTH 1996-91, STRATUS 2005-01; EAGLE TALON 1998-95; FORD ESCORT 1996-91, PROBE 1997-93; GEO STORM 1991-90; GMC TRACKER 1991-89; HONDA CIVIC 2000-99, CIVIC DEL SOL 1997-94, PASSPORT 1996-94; INFINITI G20 1996-91, M30 1992-90; ISUZU I-MARK 1989, IMPULSE 1992-90, RODEO 2004-03 1995-93, RODEO SPORT 2003, STYLUS 1992-91, TROOPER 1995-92; JAGUAR VANDEN PLAS 2003, XJR 2003-98, XKR 2003; KIA RIO 2005-03, SPORTAGE 2002-95; LAND ROVER DISCOVERY 2002-99, FREELANDER 2005-02; LEXUS ES300 2003-94, ES330 2006-04, GS300 2005-01 1993, GS400 2000-98, GS430 2007-01, GX470 2009-03, HS250H 2012-10, IS300 2005-01, LS400 2000-90, LS430 2006-01, LX470 2007-98, RX300 2003-99, RX330 2006-04, RX400H 2008-06, SC300 1994-93, SC400 2000-92, SC430 2010-02; LOTUS ELAN 1991, ELISE 2007-05, EXIGE 2006; MAZDA MIATA 1993-90, PROTEGE 1994-90; MERCEDES-BENZ CL600 2002, S600 2002, SLK55 AMG 2011; MERCURY CAPRI 1994-91, TRACER 1996-91; MITSUBISHI 3000GT 1999-91, DIAMANTE 2004-03 1995-92, ECLIPSE 2000-99, GALANT 2000-99, MONTERO 1996-95, MONTERO SPORT 1998-97; NISSAN 200SX 1998-95, FRONTIER 2004-01, MAXIMA 1994-89, NX 1993-91, SENTRA 1999-98 1994-91, XTERRA 2004-02; PLYMOUTH COLT 1994-93; PONTIAC VIBE 2010-09 2006-03, WAVE 2008-05, WAVE5 2007-05; SCION TC 2010-05, XB 2012-08; SUBARU IMPREZA 1997-93, LEGACY 2012-10 2001-00 1994-90, OUTBACK 2012-10, SVX 1997-92; SUZUKI ESTEEM 2002-99, GRAND VITARA 2008-06 1999, SWIFT 2001-95, SWIFT+ 2008-04, VERONA 2006-05, VITARA 2002-99, XL-7 2006-04; TOYOTA 4RUNNER 2009-03, AVALON 2004-95, CAMRY 2011-92, CELICA 2005-91, COROLLA 2012-09 2006-05, HIGHLANDER 2010-01, LAND CRUISER 2007-98, MATRIX 2012-09 2006-03, MR2 1995-92, PREVIA 1997-95, RAV4 2008-96, SEQUOIA 2009-05, SIENNA 2006-98, SOLARA 2008-99, SUPRA 1998-93, TUNDRA 2009-05; VOLVO S80 2010-07, XC90 2011-05, M/C - 2008-2001 HONDA, O/B - 2001-2000 YAMAHA
BKR6EK2288		4	120	BMW 318i 1999-91, 318iS 1999-91, 318Ti 1999-95, 325i 1995-92, 325iS 1995-92, 525i 1995-91, 525iT 1993, 530i 1995-94, 540i 1997 1995-94, 740i 1997 1995-93, 740iL 1997-93, 840Ci 1997-94, M3 1995-94, Z3 1998-96; CHEVROLET OPTRA 2007-06; DAEWOO LEGANZA 2002-99; PORSCHE 911 2005-03 2001-99 1997-96 1994-90, BOXSTER 2002-97; SAAB 900 1997-94, 9000 1997-95; SUZUKI FORENZA 2008-04, RENO 2008-05, M/C - 1998 BMW
BKR6EKC4959		4	120	LOTUS ESPRIT 2003-97
BKR6EKE5649		10	200	2003-1999 SMART
BKR6EKP-113452		4	120	LEXUS ES300 1998-96; TOYOTA AVALON 1999-96, CAMRY 2001-96, RAV4 2000-97, SIENNA 2000-98, SOLARA 2001-99
BKR6EKU6993		4	120	O/B - 2005-2001 YAMAHA
BKR6EKUB7969		4	120	AUDI A4 2001-99 1997, A4 QUATTRO 2001-98, A6 2001-98, A6 QUATTRO 2002-98, A8 QUATTRO 2006-97, S6 2002, S8 2002-01; BENTLEY ARNAGE 1999; BMW 320i 2005-01 1995-92, 323Ci 2000, 323i 2000-98, 323iS 1999-98, 325Ci 2006-01, 325i 2005-01, 325Xi 2005-01, 328Ci 2000, 328i 2000-96, 328iS 1999-96, 330Ci 2006-01, 330i 2005-01, 330Xi 2005-01, 525i 2005-01, 528i 2000-97, 530i 2005-01, 540i 2003-98, 545i 2005-04, 645Ci 2005-04, 740i 2001-98, 740iL 2001-98, 745i 2005-02, 745Li 2005-02, 750iL 2001-98, 760i 2006-04, 760Li 2008-03, M3 1999-96, M5 2003-00, X3 2006-04, X5 2006-00, Z3 2002-97, Z4 2005-03, Z8 2003-00; CADILLAC CTS 2004-03; LAND ROVER RANGE ROVER 2005-03; MINI COOPER 2008-02; MORGAN AERO 8 2005-04; PORSCHE 911 2005-01, BOXSTER 2005-01, CARRERA GT 2005-04, CAYENNE 2006-03; ROLLS ROYCE PARK WARD 2002, PHANTOM 2005-04, SILVER SERAPH 2002-99; VOLKSWAGEN GOLF 2000, PASSAT 2005-98
BKR6EKUE6292		4	120	VOLKSWAGEN PASSAT 2004-02
BKR6E-N-115724		10	200	(COLDER HEAT RANGE THAN OE) BKR5E-N-11 (STOCK #2391)
BKR6EP-112978		4	120	CHEVROLET AVEO5 2008-06, TRACKER 1991-89; DAEWOO NUBIRA 2001-99; GMC TRACKER 1991-89; LEXUS ES300 2003-99 1995-94, ES330 2006, GS300 2005-01 1993, GS400 2000-98, GS430 2005-01, GX470 2008-03, IS300 2005-01, LS400 2000-90, LS430 2005-01, LX470 2007-98, RX300 2003-99, RX400H 2008, SC300 1994-93, SC400 2000-92, SC430 2008 2005-02; MAZDA PROTEGE 1994-90; PONTIAC VIBE 2006-03, WAVE 2008-05, WAVE5 2007-05; SCION TC 2010-05, XB 2011-08; SUBARU LEGACY 2001-00; SUZUKI SWIFT+ 2008-04; TOYOTA 4RUNNER 2009-03, AVALON 2004-00 1995, CAMRY 2011-02 1996-92, CELICA 2005-91, COROLLA 2010-09 2006-05, HIGHLANDER 2010-01, LAND CRUISER 2007-98, MATRIX 2011-09 2006-03, MR2 1995-92, PREVIA 1997-95, RAV4 2008-01 1996, SEQUOIA 2009-05, SIENNA 2006-01, SOLARA 2008-02, SUPRA 1998-93, TUNDRA 2009-05
BKR6EP-82215		4	120	MITSUBISHI ECLIPSE 1998-95; TOYOTA CELICA 1993-90, COROLLA 1990, MR2 1995-91, SEQUOIA 2004-01, TUNDRA 2004-00
BKR6EQUA5767		4	120	AUDI A6 QUATTRO 2004-03, ALLROAD QUATTRO 2005-03, S4 2009-04, S6 2003; VOLKSWAGEN PHAETON 2006-04, TOUAREG 2007-04; VOLVO 850 1997-95, 960 1997-95, S60 2005-01, S70 2000-98, S80 2004-99, S90 1998-97, V70 2007-98, V90 1998-97
BKR6EQUP3199		4	120	AUDI A4 2001-99 1997, A4 QUATTRO 2001-98, A6 2001-98, A6 QUATTRO 2002-98, A8 QUATTRO 2006-97, S4 2006-04, S6 2002, S8 2002-01; BENTLEY ARNAGE 1999; BMW 320i 2005-01 1995-92, 323Ci 2000, 323i 2000-98, 323iS 1999-98, 325Ci 2006-01, 325i 2006-01, 325Xi 2005-01, 328Ci 2000, 328i 2000-96, 328iS 1999-96, 330Ci 2006-01, 330i 2005-01, 330Xi 2005-01, 525i 2005-01, 528i 2000-97, 530i 2005-01, 540i 2003-98, 545i 2005-04, 645Ci 2005-04, 740i 2001-98, 740iL 2001-98, 745i 2005-02, 745Li 2005-02, 750iL 2001-98, 760i 2006-04, 760Li 2008-03, M3 1999-96, M5 2003-00, X3 2006-04, X5 2006-00, Z3 2002-97, Z4 2005-03, Z8 2003-00; CADILLAC CTS 2004-03; LAND ROVER RANGE ROVER 2005-03; MINI COOPER 2008-02; MORGAN AERO 8 2005-04; PORSCHE 911 2005-01, BOXSTER 2005-01, CARRERA GT 2005-04, CAYENNE 2006-03; ROLLS ROYCE PARK WARD 2002, PHANTOM 2013-04, SILVER SERAPH 2002-99; VOLKSWAGEN GOLF 2000, PASSAT 2005-98; VOLVO 850 1997-95, 960 1997-95, S90 1997, V90 1997
BKR6ES6364		4	120	ALFA ROMEO 164 1995-91; AUDI 90 QUATTRO 1992-90, A6 QUATTRO 2004, A8 QUATTRO 2003, ALLROAD QUATTRO 2004, COUPE QUATTRO 1991-90, S8 2003; CHRYSLER CIRRUS 2000, NEON 2002-00; DODGE NEON 2005-95, STRATUS 2000-95; GEO TRACKER 1997-94; HYUNDAI SCOUPE 1995-93; ISUZU IMPULSE 1992-91; JAGUAR VANDEN PLAS 1996-88, XJ6 1997-87, XJR 1996-95, XJS 1996-92; KIA RIO 2002-01, SEPHIA 2001-98, SPECTRA 2004-00; NISSAN D21 1994-90, PATHFINDER 1995-90, PICKUP 1996-95; PLYMOUTH BREEZE 2000-96, NEON 2001-95; PONTIAC SUNRUNNER 1997-95; SAAB 9-2X 2005; SUBARU IMPREZA 2005-02; SUZUKI ESTEEM 2000-95, SIDEKICK 1998-93, SWIFT 1993-92, X-90 1998-96; TOYOTA CELICA 1993-90, COROLLA 1990, MR2 1995-91, SEQUOIA 2004-01, TUNDRA 2004-00; VOLKSWAGEN GOLF 1993-90 1986, JETTA 1992-90, PASSAT 1991-90; VOLVO 850 1997 1994-93, 960 1994-92, C70 2004-98, S40 2004-00, S60 2009-01, S70 2000-98, S80 2006-99, V40 2004-00, V70 2007-98, XC70 2007-03, XC90 2006-03, ATV - 2007-1994 POLARIS, O/B - 2005-2003 JOHNSON

Spark Plug Primary Applications

PLUG NO.	STK NO.	BOX QTY	CASE QTY	PRINCIPLE APPLICATION
BKR6ES-115553		4	120	ACURA INTEGRA 2001-92, LEGEND 1995-91, NSX 2005-91; ASTON MARTIN DB9 2005; AUDI A4 2004-02, A4 QUATTRO 2004-02, A6 2004-02, A6 QUATTRO 2005-02; CHEVROLET AVEO 2008-04, AVEO5 2008-07, EPICA 2005-04, METRO 2001-98, TRACKER 2000-98; CHRYSLER SEBRING 1999-95; DAEWOO LANOS 2002-99, NUBIRA 2002-99; DAIHATSU CHARADE 1992-89, ROCKY 1992-90; DODGE AVENGER 1999-95, COLT 1994-93, STEALTH 1996-91, STRATUS 2005-01; EAGLE TALON 1998-95; FORD ESCORT 1996-91, PROBE 1997-93; GEO STORM 1991-90; HONDA CIVIC 2000-99, CIVIC DEL SOL 1995-94, PASSPORT 1996-94; INFINITI G20 1996-91, M30 1992-90; ISUZU I-MARK 1989, IMPULSE 1992-90, RODEO 2004-03 1995-93, RODEO SPORT 2003, STYLUS 1992-91, TROOPER 1995-92; JAGUAR VANDEN PLAS 2003, XJR 2003-98, XKR 2003; KIA RIO 2005-03, SPORTAGE 2002-95; LAND ROVER DISCOVERY 2002-99, FREELANDER 2005-02; LEXUS ES300 2003-94, ES330 2006-04, GS300 2005-01 1993, GS400 2000-98, GS430 2007-01, GX470 2009-03, HS250H 2010, IS300 2005-01, LS400 2000-90, LS430 2006-01, LX470 2007-98, RX300 2003-99, RX330 2006-04, RX400H 2008-06, SC300 1994-93, SC400 2000-92, SC430 2010-02; LOTUS ELAN 1991, ELISE 2007-05, EXIGE 2006; MAZDA MIATA 1993-90; MERCURY CAPRI 1994-91, TRACER 1996-91; MITSUBISHI 3000GT 1998-91, DIAMANTE 2004-03 1995-92, ECLIPSE 2000-99, GALANT 2000-99, MONTERO 1996-95, MONTERO SPORT 1998-97; NISSAN 200SX 1998-95, FRONTIER 2004-01, MAXIMA 1994-89, NX 1993-91, SENTRA 1999-98 1994-91, XTERRA 2004-02; PLYMOUTH COLT 1994-93; PONTIAC VIBE 2006-03; SCION TC 2009-05, XB 2009-08; SUBARU IMPREZA 1997-93, LEGACY 2001-00 1994-90, SVX 1997-92; SUZUKI ESTEEM 2002-99, GRAND VITARA 2008-06 1999, SWIFT 2001-95, VERONA 2006-05, VITARA 2002-99, XL-7 2006-04; TOYOTA 4RUNNER 2004-03, AVALON 1999-95, CAMRY 2001-92, CELICA 2005 1999-91, COROLLA 2006-05, LAND CRUISER 1999-98, MATRIX 2006-05, MR2 1995-92, PREVIA 1997-95, RAV4 2000-96, SIENNA 2000-98, SOLARA 2001-99, SUPRA 1998-93, O/B - 2001-2000 YAMAHA
BKR6EY3696		4	120	NISSAN D21 1994-90, PATHFINDER 1995-90, PICKUP 1996-95
BKR6EYA7990		4	120	TOYOTA AVALON 1999-96, CAMRY 2001-96, RAV4 2000-97, SEQUOIA 2004-01, SIENNA 2000-98, SOLARA 2001-99, TUNDRA 2004-00
BKR6EZB4293		10	200	MERCEDES BENZ B200 2011-06
BKR7E4644		4	120	ASTON MARTIN DB7 1998-97; AUDI 200 QUATTRO 1991, RS6 2004-03, S4 1994-92, S6 1997-95; VOLVO 850 1997, ATV - 2006-1999 POLARIS, PWC - 2004 POLARIS, SNOW - 2006-2002 POLARIS
BKR7E-115791		4	120	ACURA INTEGRA 2001; SAAB 9-5 2003-99, M/C - 2007-2000 HONDA, O/B - 2001-2000 YAMAHA
BKR7E-E4776		4	120	PE ENGINES - HONDA, MITSUBISHI
BKR7EIX2667		4	120	AUDI 200 QUATTRO 1991, RS6 2004-03, S4 1994-92, S6 1997-95; BMW ALPINA B7 2008-07; HONDA CIVIC 2011-10; PORSCHE 911 2008-07 2004, BOXSTER 2008-06, CAYENNE 2006-03, CAYMAN 2008-06; VOLVO 850 1997, ATV - 2006-1999 POLARIS, PWC - 2004 POLARIS, SNOW - 2006-2002 POLARIS
BKR7EIX-116988		4	120	ACURA CSX 2010-07, INTEGRA 2001; HONDA CIVIC 2011-10; SAAB 9-5 2003-99, M/C - 2007-2000 HONDA, O/B - 2001-2000 YAMAHA
BKR7EKC-N2095		10	200	PORSCHE 911 2005-04, M/C - 2006-1994 BMW
BKR7EKU5881		4	120	O/B - 2005-2000 YAMAHA
BKR7EQUP4285		4	120	PORSCHE 911 2008-06 2004, BOXSTER 2008-06, CAYMAN 2008-06
BKR7ES-114952		4	120	ACURA INTEGRA 2001; SAAB 9-5 2003-99, O/B - 2001-2000 YAMAHA
BKR8EIX2668		4	120	O/B - 2005-2003 JOHNSON, 2004-2001 SUZUKI (COLDER HEAT RANGE THAN OE)
BKR9EIX2669		4	120	O/B - 2005-2003 JOHNSON, 2004-2001 SUZUKI (COLDER HEAT RANGE THAN OE)
BKUR6ET7808		4	120	AUDI A4 1999 1996, A4 QUATTRO 2000-99 1996, A6 QUATTRO 1996-95, CABRIOLET 1996-95; SUZUKI VERONA 2004; VOLKSWAGEN PASSAT 2000 1998
BKUR6ET-102397		4	120	AUDI 100 1994-92, 100 QUATTRO 1994-92, 90 1995-93, 90 QUATTRO 1995-93, A4 1998-97, A4 QUATTRO 1997, A6 1998-95, A6 QUATTRO 1997, CABRIOLET 1998-97 1994; MERCEDES-BENZ C230 2000-99; VOLKSWAGEN BEETLE 2003 2001-98, GOLF 2001-99, JETTA 2001-99
BKUR6ETB6992		4	120	CHEVROLET OPTRA 2004, SUZUKI VERONA 2004
BKUR7ET5496		4	120	VOLKSWAGEN GOLF 1989-87, JETTA 1989-87, PASSAT 1994-92, SCIROCCO 1988-86
BM4A5628		10	200	O/B - 1987-1973 CLINTON, ELGIN, 1987-1977 ESKA, 1970-1966 EVINRUDE, 1970-1966 JOHNSON, PE ENGINES - HONDA, MITSUBISHI, C/SAW - FORESTER, LAWNMOWER - HONDA, IHC, INTERNATIONAL, LAWNBOY, MCLANE, MEP, MIDLAND, POULAN PRO, RYAN, SAVAGE, YAZOO, BLOWER ASTRON, EDGER MCLANE, STRING TRIMMER VARIOUS BRANDS
BM4A SOLID4000		10	200	GENERATOR - KUBOTA, BLOWER ASTRON, EDGER MCLANE, MOWER KEE, TILLER SNAPPER, WHEEL HORSE, UTILITY VEHICLE TORO
BM4Y BL14739		6	180	O/B - 1987-1973 CLINTON, ELGIN, 1987-1977 ESKA, 1970-1966 EVINRUDE, 1970-1966 JOHNSON, PE ENGINES - HONDA, MITSUBISHI, C/SAW - FORESTER, LAWNMOWER - HONDA, IHC, INTERNATIONAL, LAWNBOY, MCLANE, MEP, MIDLAND, POULAN PRO, RYAN, SAVAGE, YAZOO, BLOWER ASTRON, EDGER MCLANE, STRING TRIMMER VARIOUS BRANDS
BM6A5921		10	200	O/B - 1980-1979 SEA KING (WARDS), SEARS, PE ENGINES - MITSUBISHI, WISCONSIN, C/SAW - VARIOUS BRANDS, GENERATOR - VARIOUS BRANDS, LAWNMOWER - VARIOUS BRANDS, AUGER HOFFCO, TANAKA, BLOWER VARIOUS BRANDS, BROOM GIANT VAC, CHIPPER WOOD PRO, YARD MAN, COMPOSTER CROSS, SEARS, DETHATCHER KLOPPING-HARDIE, EDGER VARIOUS BRANDS, HEDGE TRIMMER VARIOUS BRANDS, LOG SPLITTER POULAN PRO, ROPER, SIMPSON, MISC EQUIPMENT VARIOUS BRANDS, MOWER BUNTON, KEE, POLE SAW SHINDAIWA, PUMP VARIOUS BRANDS, SNOW THROWER VARIOUS BRANDS, SPRAYER VARIOUS BRANDS, STRING TRIMMER VARIOUS BRANDS, SWEEPER MI-T-VAC, TILLER VARIOUS BRANDS, TURF EQUIPMENT STIHL, VACUUM PULLMAN, TRAC VAC, WASHER HABAN, WATER PUMP SHINDAIWA, TANAKA, COMMERCIAL/INDUSTRIAL - CATERPILLAR, ECHO, HOFFCO, SUBARU-ROBIN, TML, FARM - HOMESTEADER, SKIBBE, LIFT TRUCKS - CUSHMAN, HEFTY
BM6A S25744		25	100	O/B - 1980-1979 SEA KING (WARDS), SEARS, PE ENGINES - MITSUBISHI, WISCONSIN, C/SAW - VARIOUS BRANDS, GENERATOR - VARIOUS BRANDS, LAWNMOWER - VARIOUS BRANDS, AUGER HOFFCO, TANAKA, BLOWER VARIOUS BRANDS, BROOM GIANT VAC, CHIPPER WOOD PRO, YARD MAN, COMPOSTER CROSS, SEARS, DETHATCHER KLOPPING-HARDIE, EDGER VARIOUS BRANDS, HEDGE TRIMMER VARIOUS BRANDS, LOG SPLITTER POULAN PRO, ROPER, SIMPSON, MISC EQUIPMENT VARIOUS BRANDS, MOWER BUNTON, KEE, POLE SAW SHINDAIWA, PUMP VARIOUS BRANDS, SNOW THROWER VARIOUS BRANDS, SPRAYER VARIOUS BRANDS, STRING TRIMMER VARIOUS BRANDS, SWEEPER MI-T-VAC, TILLER VARIOUS BRANDS, TURF EQUIPMENT STIHL, VACUUM PULLMAN, TRAC VAC, WASHER HABAN, WATER PUMP SHINDAIWA, TANAKA
BM6A SOLID6021		10	200	SOLID TERMINAL VERSION OF BM6A (STOCK #5921)
BM6F6221		10	200	O/B - 1992 TANAKA, C/SAW - CAMPBELL-HAUSFELD, CRAFTSMAN (SEARS), HOMELITE, LOMBARD, MCCULLOCH, PARTNER, PISTON POWERED PRODUCTS, YANKEE CLIPPER, BLOWER H.M.C., MCCULLOCK, PUMP HOMELITE, SPRAYER H.M.C., SOLO, STRING TRIMMER VARIOUS BRANDS
BM6F BLYB6720		6	180	O/B - 1992 TANAKA, C/SAW - CAMPBELL-HAUSFELD, CRAFTSMAN (SEARS), HOMELITE, LOMBARD, MCCULLOCH, PARTNER, PISTON POWERED PRODUCTS, YANKEE CLIPPER, BLOWER H.M.C., MCCULLOCK, PUMP HOMELITE, SPRAYER H.M.C., SOLO, STRING TRIMMER VARIOUS BRANDS

Spark Plug Primary Applications

PLUG NO.	STK NO.	BOX QTY	CASE QTY	PRINCIPLE APPLICATION
BM6FY BL12967		6	180	O/B - 1992 TANAKA, C/SAW - CAMPBELL-HAUSFELD, CRAFTSMAN (SEARS), HOMELITE, LOMBARD, MCCULLOCH, PARTNER, PISTON POWERED PRODUCTS, YANKEE CLIPPER, BLOWER H.M.C., MCCULLOCK, PUMP HOMELITE, SPRAYER H.M.C., SOLO, STRING TRIMMER VARIOUS BRANDS
BM6Y BL15466		6	180	O/B - 1980-1979 SEA KING (WARDS), SEARS, PE ENGINES - MITSUBISHI, WISCONSIN, C/SAW - VARIOUS BRANDS, GENERATOR - VARIOUS BRANDS, LAWNMOWER - VARIOUS BRANDS, AUGER HOFFCO, TANAKA, BLOWER VARIOUS BRANDS, BROOM GIANT VAC, CHIPPER WOOD PRO, YARD MAN, COMPOSTER CROSS, SEARS, DETHATCHER KLOPPING-HARDIE, EDGER VARIOUS BRANDS, HEDGE TRIMMER VARIOUS BRANDS, LOG SPLITTER POULAN PRO, ROPER, SIMPSON, MISC EQUIPMENT VARIOUS BRANDS, MOWER BUNTON, KEE, POLE SAW SHINDAIWA, PUMP VARIOUS BRANDS, SNOW THROWER VARIOUS BRANDS, SPRAYER VARIOUS BRANDS, STRING TRIMMER VARIOUS BRANDS, SWEEPER MI-T-VAC, TILLER VARIOUS BRANDS, TURF EQUIPMENT STIHL, VACUUM PULLMAN, TRAC VAC, WASHER HABAN, WATER PUMP SHINDAIWA, TANAKA
BM7A6521		10	200	PE ENGINES - MITSUBISHI, SUBARU-ROBIN, WISCONSIN ROBIN, C/SAW - VARIOUS BRANDS, GENERATOR - GENERAC, LEAR, POWERMATE, TML, LAWNMOWER - GOLDEN STAR, HOFFCO, POULAN PRO, SMC, WEEDEATER, AUGER TANAKA, BLOWER VARIOUS BRANDS, EDGER DOLMAR, HOFFCO, MAKITA, TANAKA, HD SAW TANAKA, HEDGE TRIMMER VARIOUS BRANDS, MISC EQUIPMENT HOFFCO, SUBARU-ROBIN, WOOD PRO, PUMP HOMELITE, SPRAYER H.M.C., XENOAH, STRING TRIMMER VARIOUS BRANDS, TILLER MAINLINE, COMMERCIAL/INDUSTRIAL - ROPER, SUBARU-ROBIN
BM7A BLYB6746		6	180	PE ENGINES - MITSUBISHI, SUBARU-ROBIN, WISCONSIN ROBIN, C/SAW - VARIOUS BRANDS, GENERATOR - GENERAC, LEAR, POWERMATE, TML, LAWNMOWER - GOLDEN STAR, HOFFCO, POULAN PRO, SMC, WEEDEATER, AUGER TANAKA, BLOWER VARIOUS BRANDS, EDGER DOLMAR, HOFFCO, MAKITA, TANAKA, HD SAW TANAKA, HEDGE TRIMMER VARIOUS BRANDS, MISC EQUIPMENT HOFFCO, SUBARU-ROBIN, WOOD PRO, PUMP HOMELITE, SPRAYER H.M.C., XENOAH, STRING TRIMMER VARIOUS BRANDS, TILLER MAINLINE, COMMERCIAL/INDUSTRIAL - ROPER, SUBARU-ROBIN
BM7F6421		10	200	C/SAW - CRAFTSMAN (SEARS), HOMELITE, MCCULLOCH, ROOT, ROPER, GENERATOR - LEAR, EDGER SPINTRIM, COMMERCIAL/INDUSTRIAL - ROPER
BM7Y BL13147		6	180	PE ENGINES - MITSUBISHI, SUBARU-ROBIN, WISCONSIN ROBIN, C/SAW - VARIOUS BRANDS, GENERATOR - GENERAC, LEAR, POWERMATE, TML, LAWNMOWER - GOLDEN STAR, HOFFCO, POULAN PRO, SMC, WEEDEATER, AUGER TANAKA, BLOWER VARIOUS BRANDS, EDGER DOLMAR, HOFFCO, MAKITA, TANAKA, HD SAW TANAKA, HEDGE TRIMMER VARIOUS BRANDS, MISC EQUIPMENT HOFFCO, SUBARU-ROBIN, WOOD PRO, PUMP HOMELITE, SPRAYER H.M.C., XENOAH, STRING TRIMMER VARIOUS BRANDS, TILLER MAINLINE
BMR2A7677		10	200	ATV - 2005-1993 KAWASAKI
BMR2A SOLID4013		10	200	SOLID TERMINAL VERSION OF BMR2A (STOCK #7677)
BMR2A-104452		10	200	PE ENGINES - MITSUBISHI, LAWNMOWER - AGCO ALLIS, ALTO US, MASSEY-FERGUSON, MTD, SIMPLICITY, LOADER CUSHMAN, UTILITY VEHICLE JOHN DEERE
BMR4A5728		10	200	O/B - HONDA
BMR4A BLYB6743		6	180	PE ENGINES - MITSUBISHI, GENERATOR - ECHO, HONDA, KUBOTA, SUBARU-ROBIN, LAWNMOWER - FERRIS, SNAPPER, HEDGE TRIMMER KAWASAKI, MISC EQUIPMENT HONDA, INTERNATIONAL, MOWER BUNTON, BUSH HOG, STRING TRIMMER JOHN DEERE, TILLER HONDA, WATER PUMP HONDA
BMR4A S251174		25	100	PE ENGINES - MITSUBISHI, GENERATOR - ECHO, HONDA, KUBOTA, SUBARU-ROBIN, LAWNMOWER - FERRIS, SNAPPER, HEDGE TRIMMER KAWASAKI, MISC EQUIPMENT HONDA, INTERNATIONAL, MOWER BUNTON, BUSH HOG, STRING TRIMMER JOHN DEERE, TILLER HONDA, WATER PUMP HONDA
BMR4A SOLID4004		10	200	PE ENGINES - MITSUBISHI, GENERATOR - ECHO, HONDA, KUBOTA, SUBARU-ROBIN, LAWNMOWER - FERRIS, SNAPPER, HEDGE TRIMMER KAWASAKI, MISC EQUIPMENT HONDA, INTERNATIONAL, MOWER BUNTON, BUSH HOG, STRING TRIMMER JOHN DEERE, TILLER HONDA, WATER PUMP HONDA
BMR6A7421		10	200	O/B - SEARS, 1999-1972 TANAKA, PE ENGINES - HONDA, KIORITZ, SUBARU-ROBIN, XENOAH, C/SAW - DOLMAR, PIONEER, TANAKA, GENERATOR - JOHN DEERE, KOHLER, MCCULLOCH, ONAN, LAWNMOWER - HOMELITE, MASSEY-FERGUSON, TORO, AERATOR RYAN, BLOWER PARKER, DETHATCHER RYAN, EDGER STIHL, MISC EQUIPMENT RED MAX, RYAN, PUMP HOMELITE, SPREADER RYAN, STRING TRIMMER RED MAX, STIHL, VACUUM PARKER, TORO, COMMERCIAL/INDUSTRIAL - SUBARU-ROBIN, LIFT TRUCKS - OMC
BMR6A BLYB6749		6	180	PE ENGINES - HONDA, GENERATOR - HONDA, KAWASAKI, POWER TECHNOLOGY, WINCO, LAWNMOWER - AGCO ALLIS, ARIENS, CUB CADET, HUSQVARNA, JOHN DEERE, MASSEY-FERGUSON, SIMPLICITY, TORO, MOWER YAZOO, STRING TRIMMER JOHN DEERE, SCAG, WINDMILL, UTILITY VEHICLE JOHN DEERE
BMR6A S251184		25	100	PE ENGINES - HONDA, GENERATOR - HONDA, KAWASAKI, POWER TECHNOLOGY, WINCO, LAWNMOWER - AGCO ALLIS, ARIENS, CUB CADET, HUSQVARNA, JOHN DEERE, MASSEY-FERGUSON, SIMPLICITY, TORO, MOWER YAZOO, STRING TRIMMER JOHN DEERE, SCAG, WINDMILL, UTILITY VEHICLE JOHN DEERE
BMR6A SOLID4002		10	200	PE ENGINES - HONDA, GENERATOR - HONDA, KAWASAKI, POWER TECHNOLOGY, WINCO, LAWNMOWER - AGCO ALLIS, ARIENS, CUB CADET, HUSQVARNA, JOHN DEERE, MASSEY-FERGUSON, SIMPLICITY, TORO, MOWER YAZOO, STRING TRIMMER JOHN DEERE, SCAG, WINDMILL, UTILITY VEHICLE JOHN DEERE
BMR7A4226		10	200	C/SAW - PARTNER, AUGER RED MAX, BLOWER RED MAX, HEDGE TRIMMER RED MAX, STRING TRIMMER DOLMAR, SUBARU-ROBIN
BP4ES6928		4	120	PE ENGINES - SUBARU-ROBIN, GOLF CART - HARLEY DAVIDSON, LAWNMOWER - GOODALL, SARLO, SOLO, TRU-CUT, YAZOO, AUGER LITTLE BEAVER, BLOWER BILLY GOAT, EASY RAKE, MERRY MAC, STRING TRIMMER GIANT VAC, EDGER MCLANE, TURFCO, MISC EQUIPMENT INTERNATIONAL, MOWER BUNTON, KEE, YAZOO, SHREDDER MIGHTY MAC, TILLER BACHTOLD BROS, TRACTOR SMITHCO, TURF EQUIPMENT E-Z-GO/TEXTRON, JACOBSEN, WATER PUMP YAMAHA, COMMERCIAL/INDUSTRIAL - ALLIS-CHALMERS, LIFT TRUCKS - TOYOTA
BP4HS3611		4	120	ATV - 1988-1983 SUZUKI, M/C - 1981-1977 HONDA, 1993-1970 SUZUKI, 2008-1979 YAMAHA, PE ENGINES - MITSUBISHI, GENERATOR - KUBOTA, NISSAN, SHINDAIWA, SUBARU-ROBIN, GOLF CART - COLUMBIA PARCAR, LAWNMOWER - GOLDEN STAR, SNOW THROWER SUBARU-ROBIN, WATER PUMP KAWASAKI, COMMERCIAL/INDUSTRIAL - SUBARU-ROBIN, WISCONSIN, FARM - SUBARU-ROBIN, LIFT TRUCKS - SUBARU-ROBIN
BP4HS-105011		4	120	GENERATOR - HONDA, KUBOTA, PUMP KUBOTA, SNOW THROWER HONDA, WATER PUMP HONDA, YAMAHA, COMMERCIAL/INDUSTRIAL - KUBOTA, FARM - KUBOTA, LIFT TRUCKS - KUBOTA
BP5EA-L7834		4	120	NON-RESISTOR VERSION OF BPR5EA-L (STOCK #7632)
BP5ES7832		4	120	ATV - 2005-1991 KAWASAKI, M/C - 1998-1984 APRILIA, 1983 CAN AM, 1982 CCM, 1995-1991 GAS GAS, 1984-1981 ITAL JET, PE ENGINES - HONDA, C/SAW - DITCH DEVIL, ELITE, MAGNUM DIAMOND, MILLER STURDI-SAW, PECCO, GENERATOR - VARIOUS BRANDS, AERATOR CUSHMAN, MISC EQUIPMENT CUSHMAN, PRESSURE WASHER HOMELITE, TURF EQUIPMENT CUSHMAN, COMMERCIAL/INDUSTRIAL - VARIOUS BRANDS

Spark Plug Primary Applications

PLUG NO.	STK NO.	BOX QTY	CASE QTY	PRINCIPLE APPLICATION
BP5ES SOLID2140		4	120	PE ENGINES - KAWASAKI, TECUMSEH, US ENGINE PRODUCTS, GENERATOR - GEN-PRO, GILLETTE, GROBAN, POWERMATE, QUICKSILVER, WINPOWER, LAWNMOWER - VARIOUS BRANDS, AERATOR BLUEBIRD, AUGER HOFFCO, LITTLE BEAVER, BLOWER BILLY GOAT, EDGER MCLANE, TURFCO, PUMP HOMELITE, SEEDER BLUEBIRD, SHREDDER MIGHTY MAC, SPRAYER F.M.C., TURF EQUIPMENT E-Z-GO/TEXTRON, JACOBSEN
BP5ES-117732		4	120	1981-1977 NISSAN
BP5EY7327		10	200	LIFT TRUCKS - TOYOTA
BP5HS4111		4	120	M/C - 1981 HONDA, 1981-1980 YAMAHA, PE ENGINES - HONDA, GENERATOR - SUZUKI, GOLF CART - TEXTRON (E-Z-GO), YAMAHA, LAWNMOWER - GRAVELY, KEES F.J., BLOWER BILLY GOAT, STRING TRIMMER GIANT VAC, EDGER TORO, MISC EQUIPMENT GRAVELY, SNOW THROWER GRAVELY
BP6ES7333		4	120	ATV - 1985-1980 YAMAHA, M/C - 1995-1977 BMW, 1982-1979 KAWASAKI, TO 1992 MOTO GUZZI, 1986-1976 YAMAHA, GENERATOR - GENERAC, CHIPPER LINDIG, TURF EQUIPMENT JACOBSEN, WATER PUMP HONDA, COMMERCIAL/INDUSTRIAL - CHRYSLER, FARM - PEERLESS, LIFT TRUCKS - GEHL, HYDRA MAC, INTERNATIONAL, MELROE, WHITE MOBILIFT
BP6ES SOLID4007		4	120	PE ENGINES - KAWASAKI, STIHL, TECUMSEH, US ENGINE PRODUCTS, LAWNMOWER - JOHN DEERE
BP6ES-117334		4	120	1981-1975 NISSAN
BP6ET1263		4	120	AUDI 200 1991-89, 200 QUATTRO 1991-89, 4000 1987-84, 4000 QUATTRO 1987-84, 5000 1984, 90 1991-88; PEUGEOT 505 1989-86; VOLKSWAGEN EUROVAN 1996-92, FOX 1993-87, GOLF 1987 1985, JETTA 1992-84, PASSAT 1994-91, QUANTUM 1988-85, SCIROCO 1989-83
BP6EY7727		10	200	1989-1962 ALFA ROMEO, 1978-1958 ASTON MARTIN, 1987-1970 AUDI, 1975-1959 AUSTIN, 1976-1966 BMW, 1975-1971 CITROEN, 1980-1967 FIAT, 1982-1958 LOTUS, 1987-1967 MASERATI, 1974-1963 MERCEDES-BENZ, 1981-1962 MG, 1975-1970 NISSAN, 1979-1961 PEUGEOT, 1973-1972 PORSCHE, 1986-1975 RENAULT, 1986-1967 SAAB, 1970 TOYOTA, 1976-1968 TRIUMPH, 1993-1971 VOLKSWAGEN, 1985-1976 VOLVO
BP6HS7331		4	120	ATV - 1986-1984 YAMAHA, M/C - 1981-1978 HONDA, 1980-1977 SUZUKI, 2006-1983 YAMAHA, O/B - 1999-1984 FORCE (U.S. MARINE), 1987-1977 SUZUKI, PE ENGINES - MITSUBISHI, C/SAW - PARTNER, GENERATOR - GENERAC, YAMAHA, GOLF CART - YAMAHA, LAWNMOWER - WHEEL HORSE, PUMP MAKITA, SNOW THROWER SUBARU-ROBIN, TILLER WHEEL HORSE, COMMERCIAL/INDUSTRIAL - CONTINENTAL, KUBOTA, SUBARU-ROBIN, FARM - HEFTY, HINES, KUBOTA, WICHITA, LIFT TRUCKS - KUBOTA, WHITE LIFT
BP6HS-106326		4	120	M/C - 1987-1986 YAMAHA, O/B - 1994-1990 FORCE (U.S. MARINE), 1985-1983 MERCURY, 1996-1985 NISSAN, 1996-1980 TOHATSU, PE ENGINES - KAWASAKI
BP7EFS3526		10	200	RACING USE
BP7ES1034		4	120	ATV - 1984-1982 YAMAHA, M/C - 2004-2000 BETAMOTOR, 1986-1976 BMW, 1982 KAWASAKI, 1993 MOTO GUZZI, 1995-1978 SUZUKI, 2007-1974 YAMAHA
BP7ES SOLID3995		4	120	1979-1978 HONDA
BP7HS5111		4	120	ATV - 2004-1999 BLANEY, 2004 DRR, 2004 HYOSUNG, 1995-1987 SUZUKI, M/C - 1987-1972 DUCATI, 1976-1969 SUZUKI, 2006-1994 URAL AMERICA, 1990-1983 YAMAHA, O/B - 1999-1984 FORCE (U.S. MARINE), 2005-2004 JOHNSON, 1982-1980 MERCURY, 1974-1973 VOLVO PENTA, GOLF CART - HARLEY DAVIDSON
BP7HS-107829		4	120	O/B - 1982-1980 MERCURY, 1996-1985 NISSAN, 1996-1983 TOHATSU
BP8ES2912		4	120	M/C - 1989-1988 KAWASAKI, 1985-1980 YAMAHA
BP8ES SOLID3994		4	120	SOLID TERMINAL VERSION OF BP8ES (STOCK #2912)
BP8H-N-104838		10	200	O/B - 2002-1985 MARINER, 2002-1980 MERCURY
BP8H-N-101505 BLYB		6	180	O/B - 2002-1985 MARINER, 2002-1980 MERCURY
BP8H-N-10710 S25		25	100	O/B - 2002-1985 MARINER, 2002-1980 MERCURY
BP8HS2630		4	120	M/C - 2001-1999 URAL AMERICA
BP8HS-103823		4	120	O/B - 1994-1987 MARINER, 1996-1995 MERCURY
BP8HS-156729		4	120	O/B - 2002-1989 MARINER, 2000-1991 MERCURY
BP9ES7526		4	120	(COLDER HEAT RANGE THAN OE) BP8ES - (STOCK #3994)
BPM4A5928		10	200	PE ENGINES - KAWASAKI, YAMAHA, GENERATOR - ECHO, SUZUKI
BPM6A7021		10	200	PWC - 1990-1987 PROGRESSIVE POWER CORP, PE ENGINES - HONDA, KAWASAKI, KOHLER, C/SAW - VARIOUS BRANDS, GENERATOR - POWERMATE, SUZUKI, LAWNMOWER - ECHO, FLYMO, HUSQVARNA, POULAN PRO, SEARS/CRAFTSMAN, SHINDAIWA, AUGER STIHL, TANAKA, BLOWER VARIOUS BRANDS, EDGER VARIOUS BRANDS, HD SAW ECHO, HEDGE TRIMMER HUSQVARNA, POULAN PRO, TANAKA, POLE SAW TANAKA, SNOW THROWER HUSQVARNA, TORO, STRING TRIMMER VARIOUS BRANDS
BPM6A S25747		25	100	PWC - 1990-1987 PROGRESSIVE POWER CORP, PE ENGINES - HONDA, KAWASAKI, KOHLER, C/SAW - VARIOUS BRANDS, GENERATOR - POWERMATE, SUZUKI, LAWNMOWER - ECHO, FLYMO, HUSQVARNA, POULAN PRO, SEARS/CRAFTSMAN, SHINDAIWA, AUGER STIHL, TANAKA, BLOWER VARIOUS BRANDS, EDGER VARIOUS BRANDS, HD SAW ECHO, HEDGE TRIMMER HUSQVARNA, POULAN PRO, TANAKA, POLE SAW TANAKA, SNOW THROWER HUSQVARNA, TORO, STRING TRIMMER VARIOUS BRANDS
BPM6A-106026		10	200	PE ENGINES - HONDA, ONAN, SUBARU-ROBIN, WISCONSIN-ROBIN, YAMAHA
BPM6F5950		10	200	C/SAW - GREEN MACHINE, HOLEITE, JONSEREDS, MCCULLOCH, PARTNER, BLOWER HOMELITE, TANAKA, EDGER TANAKA, SNOW THROWER HOMELITE, STRING TRIMMER HOMELITE, MCCULLOCH, TANAKA, TILLER HOMELITE
BPM6F BLYB6753		6	180	C/SAW - GREEN MACHINE, HOLEITE, JONSEREDS, MCCULLOCH, PARTNER, BLOWER HOMELITE, TANAKA, EDGER TANAKA, SNOW THROWER HOMELITE, STRING TRIMMER HOMELITE, MCCULLOCH, TANAKA, TILLER HOMELITE
BPM6Y4562		10	200	PE ENGINES - HONDA, KAWASAKI, KOHLER, C/SAW - VARIOUS BRANDS, GENERATOR - POWERMATE, SUZUKI, LAWNMOWER - ECHO, FLYMO, HUSQVARNA, POULAN PRO, SEARS/CRAFTSMAN, SHINDAIWA, AUGER STIHL, TANAKA, BLOWER VARIOUS BRANDS, EDGER VARIOUS BRANDS, HD SAW ECHO, HEDGE TRIMMER HUSQVARNA, POULAN PRO, TANAKA, POLE SAW TANAKA, SNOW THROWER HUSQVARNA, TORO, STRING TRIMMER VARIOUS BRANDS
BPM7A7321		10	200	ATV - 2005-2003 ETON, PE ENGINES - HONDA, C/SAW - VARIOUS BRANDS, GENERATOR - COLEMAN, LAWNMOWER - JOHN DEERE, KEES F.J., TRIM-A-LAWN, AUGER ECHO, BLOWER DOLMAR, ECHO, MAKITA, EDGER ECHO, MANTIS, TANAKA, HD SAW ECHO, HEDGE TRIMMER DOLMAR, ECHO, LITTLE WONDER, TANAKA, MISC EQUIPMENT ECHO, SUBARU-ROBIN, POLE SAW ECHO, TANAKA, PUMP MAKITA, SPRAYER ECHO, STRING TRIMMER VARIOUS BRANDS, TILLER VARIOUS BRANDS, VACUUM ECHO, WATER PUMP ECHO, TANAKA, COMMERCIAL/INDUSTRIAL - SUBARU-ROBIN

Spark Plug Primary Applications

PLUG NO.	STK NO.	BOX QTY	CASE QTY	PRINCIPLE APPLICATION
BPM7A S25748		25	100	ATV - 2005-2003 ETON, PE ENGINES - HONDA, C/SAW - VARIOUS BRANDS, GENERATOR - COLEMAN, LAWNMOWER - JOHN DEERE, KEES F.J., TRIM-A-LAWN, AUGER ECHO, BLOWER DOLMAR, ECHO, MAKITA, EDGER ECHO, MANTIS, TANAKA, HD SAW ECHO, HEDGE TRIMMER DOLMAR, ECHO, LITTLE WONDER, TANAKA, MISC EQUIPMENT ECHO, SUBARU-ROBIN, POLE SAW ECHO, TANAKA, PUMP MAKITA, SPRAYER ECHO, STRING TRIMMER VARIOUS BRANDS, TILLER VARIOUS BRANDS, VACUUM ECHO, WATER PUMP ECHO, TANAKA, COMMERCIAL/INDUSTRIAL - SUBARU-ROBIN
BPM7A SOLID7472		10	200	SOLID TERMINAL VERSION OF BPM7A (STOCK #7321)
BPM7Y4921		10	200	ATV - 2005-2003 ETON, PE ENGINES - HONDA, C/SAW - VARIOUS BRANDS, GENERATOR - COLEMAN, LAWNMOWER - JOHN DEERE, KEES F.J., TRIM-A-LAWN, AUGER ECHO, BLOWER DOLMAR, ECHO, MAKITA, EDGER ECHO, MANTIS, TANAKA, HD SAW ECHO, HEDGE TRIMMER DOLMAR, ECHO, LITTLE WONDER, TANAKA, MISC EQUIPMENT ECHO, SUBARU-ROBIN, POLE SAW ECHO, TANAKA, PUMP MAKITA, SPRAYER ECHO, STRING TRIMMER VARIOUS BRANDS, TILLER VARIOUS BRANDS, VACUUM ECHO, WATER PUMP ECHO, TANAKA, COMMERCIAL/INDUSTRIAL - SUBARU-ROBIN
BPM7Y BL12101		6	180	PE ENGINES - HONDA, C/SAW - VARIOUS BRANDS, GENERATOR - COLEMAN, LAWNMOWER - JOHN DEERE, KEES F.J., TRIM-A-LAWN, AUGER ECHO, BLOWER DOLMAR, ECHO, MAKITA, EDGER ECHO, MANTIS, TANAKA, HD SAW ECHO, HEDGE TRIMMER DOLMAR, ECHO, LITTLE WONDER, TANAKA, MISC EQUIPMENT ECHO, SUBARU-ROBIN, POLE SAW ECHO, TANAKA, PUMP MAKITA, SPRAYER ECHO, STRING TRIMMER VARIOUS BRANDS, TILLER VARIOUS BRANDS, VACUUM ECHO, WATER PUMP ECHO, TANAKA
BPM7Y S251187		25	100	PE ENGINES - HONDA, C/SAW - VARIOUS BRANDS, GENERATOR - COLEMAN, LAWNMOWER - JOHN DEERE, KEES F.J., TRIM-A-LAWN, AUGER ECHO, BLOWER DOLMAR, ECHO, MAKITA, EDGER ECHO, MANTIS, TANAKA, HD SAW ECHO, HEDGE TRIMMER DOLMAR, ECHO, LITTLE WONDER, TANAKA, MISC EQUIPMENT ECHO, SUBARU-ROBIN, POLE SAW ECHO, TANAKA, PUMP MAKITA, SPRAYER ECHO, STRING TRIMMER VARIOUS BRANDS, TILLER VARIOUS BRANDS, VACUUM ECHO, WATER PUMP ECHO, TANAKA
BPM8Y SOLID5574		10	200	C/SAW - ECHO, BLOWER ECHO, EDGER ECHO, HEDGE TRIMMER ECHO, MISC EQUIPMENT ECHO, POLE SAW ECHO, SPRAYER ECHO, STRING TRIMMER ECHO, TILLER ECHO, VACUUM ECHO
BPM8Y SOLID92628 S25		25	100	C/SAW - ECHO, BLOWER ECHO, EDGER ECHO, HEDGE TRIMMER ECHO, MISC EQUIPMENT ECHO, POLE SAW ECHO, SPRAYER ECHO, STRING TRIMMER ECHO, TILLER ECHO, VACUUM ECHO
BPMR4A5113 SOLID		4	120	PE ENGINES - HONDA, KOHLER, SUBARU-ROBIN, GENERATOR - SUZUKI, LAWNMOWER - ALLEN, TORO, SNOW THROWER TORO
BPMR4A-106328		10	200	GENERATOR - HONDA
BPMR6A6726		10	200	PE ENGINES - HONDA, C/SAW - VARIOUS BRANDS, GENERATOR - GENERAC, LAWNMOWER - VARIOUS BRANDS, AUGER EARTHQUAKE, BLOWER VARIOUS BRANDS, EDGER KAWASAKI, HEDGE TRIMMER KAWASAKI, STIHL, WEED EATER, MISC EQUIPMENT RAMROD TASKMASTER, MOWER BUNTON, GREAT DANE, Z-SPRAY, SNOW THROWER VARIOUS BRANDS, STRING TRIMMER VARIOUS BRANDS, TILLER HOFFCO, HUSQVARNA, SEARS, TURF EQUIPMENT STIHL
BPMR6A6759 BLYB		6	180	PE ENGINES - HONDA, C/SAW - VARIOUS BRANDS, GENERATOR - GENERAC, LAWNMOWER - VARIOUS BRANDS, AUGER EARTHQUAKE, BLOWER VARIOUS BRANDS, EDGER KAWASAKI, HEDGE TRIMMER KAWASAKI, STIHL, WEED EATER, MISC EQUIPMENT RAMROD TASKMASTER, MOWER BUNTON, GREAT DANE, Z-SPRAY, SNOW THROWER VARIOUS BRANDS, STRING TRIMMER VARIOUS BRANDS, TILLER HOFFCO, HUSQVARNA, SEARS, TURF EQUIPMENT STIHL
BPMR6A S251194		25	100	PE ENGINES - HONDA, C/SAW - VARIOUS BRANDS, GENERATOR - GENERAC, LAWNMOWER - VARIOUS BRANDS, AUGER EARTHQUAKE, BLOWER VARIOUS BRANDS, EDGER KAWASAKI, HEDGE TRIMMER KAWASAKI, STIHL, WEED EATER, MISC EQUIPMENT RAMROD TASKMASTER, MOWER BUNTON, GREAT DANE, Z-SPRAY, SNOW THROWER VARIOUS BRANDS, STRING TRIMMER VARIOUS BRANDS, TILLER HOFFCO, HUSQVARNA, SEARS, TURF EQUIPMENT STIHL
BPMR6A-101029		10	200	PE ENGINES - HONDA, MITSUBISHI, YAMAHA, GENERATOR - HONDA, LAWNMOWER - HONDA
BPMR6F1270		10	200	C/SAW - DOLMAR, MAKITA, BLOWER RYOBI, EDGER RYOBI, SEARS, STRING TRIMMER RYOBI, SEARS, TORO, TILLER RYOBI, YARDMACHINE
BPMR6Y BL15414		6	180	PE ENGINES - HONDA, LAWNMOWERS - ECHO, FLYMO, HUSQVARNA, POULAN PRO, SEARS/CRAFTSMAN, SHINDAIWA, AUGER EARTHQUAKE, BLOWER VARIOUS BRANDS, EDGER KAWASAKI, HEDGE TRIMMER KAWASAKI, STIHL, WEED EATER, MISC EQUIPMENT RAMROD TASKMASTER, MOWER BUNTON, GREAT DANE, Z-SPRAY, SNOW THROWER VARIOUS BRANDS, STRING TRIMMER VARIOUS BRANDS, TILLER HOFFCO, HUSQVARNA, SEARS, TURF EQUIPMENT STIHL
BPMR7A4626		10	200	PE ENGINES - B&S, EAGER 1, TECUMSEH, C/SAW - VARIOUS BRANDS, HEDGE TRIMMER KAWASAKI, BLOWER VARIOUS BRANDS, DETHATCHER HUSQVARNA, EDGER ECHO, HUSQVARNA, LITTLE WONDER, STIHL, HD SAW HUSQVARNA, HEDGE TRIMMER CUB CADET, HUSQVARNA, STIHL, MISC EQUIPMENT ECHO, HOMELITE, HUSQVARNA, POLE SAW CUB CADET, ECHO, HUSQVARNA, PRESSURE WASHER MAKITA, SPRAYER SOLO, STRING TRIMMER VARIOUS BRANDS, STUMP GRINDER HUSQVARNA, TILLER SOLO, TURF EQUIPMENT STIHL
BPMR7A6761 BLYB		6	180	PE ENGINES - B&S, EAGER 1, TECUMSEH, C/SAW - VARIOUS BRANDS, HEDGE TRIMMER KAWASAKI, BLOWER VARIOUS BRANDS, DETHATCHER HUSQVARNA, EDGER ECHO, HUSQVARNA, LITTLE WONDER, STIHL, HD SAW HUSQVARNA, HEDGE TRIMMER CUB CADET, HUSQVARNA, STIHL, MISC EQUIPMENT ECHO, HOMELITE, HUSQVARNA, POLE SAW CUB CADET, ECHO, HUSQVARNA, PRESSURE WASHER MAKITA, SPRAYER SOLO, STRING TRIMMER VARIOUS BRANDS, STUMP GRINDER HUSQVARNA, TILLER SOLO, TURF EQUIPMENT STIHL
BPMR7A S251195		25	100	PE ENGINES - B&S, EAGER 1, TECUMSEH, C/SAW - VARIOUS BRANDS, HEDGE TRIMMER KAWASAKI, BLOWER VARIOUS BRANDS, DETHATCHER HUSQVARNA, EDGER ECHO, HUSQVARNA, LITTLE WONDER, STIHL, HD SAW HUSQVARNA, HEDGE TRIMMER CUB CADET, HUSQVARNA, STIHL, MISC EQUIPMENT ECHO, HOMELITE, HUSQVARNA, POLE SAW CUB CADET, ECHO, HUSQVARNA, PRESSURE WASHER MAKITA, SPRAYER SOLO, STRING TRIMMER VARIOUS BRANDS, STUMP GRINDER HUSQVARNA, TILLER SOLO, TURF EQUIPMENT STIHL
BPMR7A6703 SOLID		10	200	SOLID TERMINAL VERSION OF BPMR7A (STOCK #4626)
BPMR7Y1589		10	200	BRUSHCUTTER - HUSQVARNA
BPMR8Y2218		10	200	PE ENGINES - HONDA, C/SAW - ECHO, PE ENGINES - TECUMSEH, AUGER ECHO, BLOWER ECHO, EDGER ECHO, HEDGE TRIMMER ECHO, MISC EQUIPMENT ECHO, POLE SAW ECHO, STRING TRIMMER DOLMAR, ECHO, TILLER ECHO, VACUUM ECHO
BPMR8Y BL15395		6	180	PE ENGINES - HONDA, C/SAW - ECHO, PE ENGINES - TECUMSEH, AUGER ECHO, BLOWER ECHO, EDGER ECHO, HEDGE TRIMMER ECHO, MISC EQUIPMENT ECHO, POLE SAW ECHO, STRING TRIMMER DOLMAR, ECHO, TILLER ECHO, VACUUM ECHO
BPMR8Y6763 BLYB		6	180	PE ENGINES - HONDA, C/SAW - ECHO, PE ENGINES - TECUMSEH, AUGER ECHO, BLOWER ECHO, EDGER ECHO, HEDGE TRIMMER ECHO, MISC EQUIPMENT ECHO, POLE SAW ECHO, STRING TRIMMER DOLMAR, ECHO, TILLER ECHO, VACUUM ECHO
BPR2ES2264		4	120	PE ENGINES - ONAN, SUBARU-ROBIN, TECUMSEH, GOLF CART - YAMAHA, LAWNMOWER - AGCO ALLIS, BAD BOY MOWERS, COUNTRY CLIPPER, CUB CADET, DIXON, EVERRIDE, EXMARK, FERRIS, GRAVELY, HUSQVARNA, MASSEY-FERGUSON, SIMPLICITY, TORO, MISC EQUIPMENT BAD BOY MOWER, GRASSHOPPER, STRING TRIMMER SCAG, TRACTOR VENTRAC, LIFT TRUCKS - TOYOTA

Spark Plug Primary Applications

PLUG NO.	STK NO.	BOX QTY	CASE QTY	PRINCIPLE APPLICATION
BPR2ES BLYB6770		6	180	PE ENGINES - ONAN, SUBARU-ROBIN, TECUMSEH, GOLF CART - YAMAHA, LAWNMOWER - AGCO ALLIS, BAD BOY MOWERS, COUNTRY CLIPPER, CUB CADET, DIXON, EVERRIDE, EXMARK, FERRIS, GRAVELY, HUSQVARNA, MASSEY-FERGUSON, SIMPLICITY, TORO, MISC EQUIPMENT BAD BOY MOWER, GRASSHOPER, STRING TRIMMER SCAG, TRACTOR VENTRAC, LIFT TRUCKS - TOYOTA
BPR2ES S251196		25	100	PE ENGINES - ONAN, SUBARU-ROBIN, TECUMSEH, GOLF CART - YAMAHA, LAWNMOWER - AGCO ALLIS, BAD BOY MOWERS, COUNTRY CLIPPER, CUB CADET, DIXON, EVERRIDE, EXMARK, FERRIS, GRAVELY, HUSQVARNA, MASSEY-FERGUSON, SIMPLICITY, TORO, MISC EQUIPMENT BAD BOY MOWER, GRASSHOPER, STRING TRIMMER SCAG, TRACTOR VENTRAC, LIFT TRUCKS - TOYOTA
BPR2ES2015 SOLID		4	120	ATV - 2005-2001 KAWASAKI
BPR4ES7222		4	120	PE ENGINES - HONDA, KAWASAKI, SUBARU-ROBIN, TECUMSEH, U.S. MOTOR POWER, GENERATOR - FORD, JOHN DEERE, GOLF CART - TEXTRON (E-Z-GO), BLOWER GIANT VAC, LOADER GIANT VAC, PRESSURE WASHER CUB CADET, PUMP PACER PUMPS, STUMP GRINDER BEELINE, TURF EQUIPMENT JACOBSEN, UTILITY VEHICLE JOHN DEERE, VACUUM PARKER, COMMERCIAL/INDUSTRIAL - E-Z-GO/TEXTRON, LIFT TRUCKS - CASE, CATERPILLAR, CLARK, HARLEY-DAVIDSON, HYSTER, MELROE, MITSUBISHI, SHOP MULE, TAYLOR, TUCKER, WHITE MOBILIFT, YALE
BPR4ES6578 SOLID		4	120	ATV - 2006-2004 POLARIS, PE ENGINES - KOHLER, MITSUBISHI, TECUMSEH, U.S. MOTOR POWER, GENERATOR - YAMAHA, LAWNMOWER - AGCO ALLIS, BOBCAT, CONVERTIBLE MOWERS, COUNTRY CLIPPERS, CUB CADET, DIXIE CHOPPER, EVERRIDE, EXMARK, FERRIS, GRAVELY, HOWARD PRICE TURF, HUSQVARNA, HUSTLER, JACOBSEN, JOHN DEERE, LOCKE, TORO, WOODS EQUIPMENT CO., YAMAHA, MISC EQUIPMENT BAD BOY MOWER, HONDA, MOWER BUNTON, BUSH HOG, GREAT DANE, Z-SPRAY, SNOW THROWER YAMAHA, STRING TRIMMER SCAG, TILLER KUBOTA, TRACTOR VENTRAC, TURF EQUIPMENT JACOBSEN, UTILITY VEHICLE TORO, WATER PUMP YAMAHA
BPR4ES-114224		4	120	LIFT TRUCKS - BOBCAT
BPR4ES-H1671		10	200	INDUSTRIAL-NISSAN
BPR4EY3432		4	120	ATV - 2006-2004 POLARIS, PE ENGINES - KOHLER, MITSUBISHI, TECUMSEH, U.S. MOTOR POWER, GENERATOR - YAMAHA, LAWNMOWER - AGCO ALLIS, BOBCAT, CONVERTIBLE MOWERS, COUNTRY CLIPPERS, CUB CADET, DIXIE CHOPPER, EVERRIDE, EXMARK, FERRIS, GRAVELY, HOWARD PRICE TURF, HUSQVARNA, HUSTLER, JACOBSEN, JOHN DEERE, LOCKE, TORO, WOODS EQUIPMENT CO., YAMAHA, MISC EQUIPMENT BAD BOY MOWER, HONDA, MOWER BUNTON, BUSH HOG, GREAT DANE, Z-SPRAY, SNOW THROWER YAMAHA, STRING TRIMMER SCAG, TILLER KUBOTA, TRACTOR VENTRAC, TURF EQUIPMENT JACOBSEN, UTILITY VEHICLE TORO, WATER PUMP YAMAHA
BPR4HS7823		10	200	ATV - 2006-2003 KAWASAKI, 2005-2002, 1986 SUZUKI, M/C - 1983-1982 HONDA, 2006-2003 KAWASAKI, 2008-2007 MIDWEST, 2005-1986 SUZUKI, 2005-2000 UNITED MOTORS, PE ENGINES - TECUMSEH, C/SAW - DITCH DEVIL, ELITE, GENERATOR - ECHO, GENERAC, HONDA, JOHN DEERE, KAWASAKI, KUBOTA, MAKITA, MQ POWER, ONAN, LAWNMOWER - GRAVELY, SNOW THROWER TORO, YAMAHA, WATER PUMP YAMAHA
BPR4HS-105024		10	200	PE ENGINES - YAMAHA, GENERATOR - HONDA, KUBOTA, SNOW THROWER HONDA, TILLER KUBOTA, WATER PUMP YAMAHA, COMMERCIAL/INDUSTRIAL - KUBOTA, FARM - KUBOTA, LIFT TRUCKS - KUBOTA
BPR5EFS-132359		10	200	Mercrusier 4.5L
BPR5EGP7082		4	120	ASTON MARTIN LAGONDA 1989-79, V-8 1989-79, VIRAGE 1989, ZAGATO 1988-87; AUDI 4000 1980, FOX 1979-73; BENTLEY CONTINENTAL 1993 1991-88 1986, CORNICHE 1984, EIGHT 1991-87, MULSANNE 1992-88 1986-84, TURBO R 1993-89; BMW 2.8 BAVARIA 1971, 2500 1971-68, 2800 1974-68, 3.0CS 1974-71, 3.0CSI 1974-71, 3.0CSL 1971, 3.0S 1974-71, 3.0SI 1976-75 1971, 318I 1985-84, 320I 1983-77, 528I 1981-79, 530I 1978-75, 533I 1984-83, 535I 1988-85, 535IS 1988, 630CSI 1978-77, 633CSI 1984-78, 635CSI 1987-85, 733I 1984-78, 735I 1987-85, BAVARIA 1974-72, L6 1987; CHEVROLET NOVA 1988-85, SPRINT 1992-89; CHRYSLER DAYTONA 1993-90 1987, DYNASTY 1990-88, E CLASS 1984-83, EXECUTIVE LIMOUSINE 1985, EXECUTIVE SEDAN 1984-83, GRAND VOYAGER 2000, LEBARON 1995-90 1985-82, NEW YORKER 1989-88 1985-83, TC MASERATI 1991-90, TOWN & COUNTRY 1985-84 1982, VOYAGER 2000; DAIHATSU CHARADE 1992-88; DODGE 400 1983-82, 600 1985-83, ARIES 1985-81, CARAVAN 2000-84, CHALLENGER 1983-78, COLT 1995-91 1980-78 1975-74, D50 1982-79, DAYTONA 1993-90, DYNASTY 1993-88, GRAND CARAVAN 2000-92 1989-88, MINI RAM 1988-87, POWER RAM 50 1983, RAIDER 1989, RAM 50 1991-90 1983, ROYAL MINI RAM 1987-84, SHADOW 1994-92, SPIRIT 1995-89, STEALTH 1996-91; EAGLE SUMMIT 1996-89, VISTA 1992-88; GEO TRACKER 1995-89; HONDA ACCORD 1989-86, CIVIC 1973, PASSPORT 1996-94, PRELUDE 1987-85; HYUNDAI SANTA FE 2006-01, SONATA 2005-90; ISUZU AMIGO 1994-89, PICKUP 1995-92, RODEO 1997-91, TROOPER 1991-88; JAGUAR 3.8 1966-60, 420 1967, MARK X 1966-62, VANDEN PLAS 1987-82, XJ 1971-69, XJ6 1987-72, XJS 1978, XK150 1961-58, XKE 1971-61; KIA MAGENTIS 2006-01, OPTIMA 2006-01, SEPHIA 1995-94; LAND ROVER DEFENDER 110 1993, DEFENDER 90 1997 1995-94, DISCOVERY 2004-03, RANGE ROVER 2002-87; LOTUS ELITE 1979-76, ESPRIT 1982-80; MAZDA 323 1995-86, 626 1987-79, B2000 1987-86 1984-79, B2200 1993-87, B2600 1988-87, GLC 1985-79; MERCEDES-BENZ 230 1978-74, 280 1976-75, 280C 1976-75, 280CE 1981-78, 280E 1981-77, 280S 1976-75, 280SE 1980-77, 380SE 1985-84, 380SEC 1983-82, 380SEL 1983-81, 380SL 1985-81, 380SLC 1981, 420SEL 1991-86, 450SE 1976-73, 450SEL 1980-73, 450SL 1980-73, 450SLC 1980-73, 500SEC 1985-84, 500SEL 1985-84, 560SEC 1991-86, 560SEL 1991-86, 560SL 1989-86; MG MIDGET 1979-75 1966-62; MITSUBISHI 3000GT 1999-97, GALANT 1988-85, MIGHTY MAX 1994-90 1985-83, MIRAGE 1999-91, MONTERO 1994-89 1985-83, SIGMA 1990-89; NISSAN 1200 1973-71, 2000 1970-68, 200SX 1983-82, 210 1982-79, 280Z 1978-77, 280ZX 1980-79, 310 1982-79, 720 1986-81, 810 1979-77, B210 1978-75, D21 1989-86, F10 1978-76, MICRA 1991-84, PATHFINDER 1988-87, PULSAR 1983, PULSAR NX 1988-83, SENTRA 1986-82, STANZA 1983-82, VAN 1988-87; PLYMOUTH ACCLAIM 1995-89, ARROW 1980-79, ARROW PICKUP 1982-79, CARAVELLE 1985-83, COLT 1992-91 1980-78, GRAND VOYAGER 2000-92 1989-88, RELIANT 1985-81, SAPPORO 1983-78, SUNDANCE 1994-92, VOYAGER 2000-84; PONTIAC SUNRUNNER 1994; PORSCHE 911 1979-78, 928 1982-78, 944 1984-83; RENAULT ALLIANCE 1987-83, ENCORE 1986-84, LECAR 1985-80; ROLLS ROYCE CORNICHE 1985-84, CORNICHE II 1992-86, CORNICHE IV 1993, SILVER DAWN 1997-96, SILVER SPIRIT 1993 1991-84, SILVER SPUR 1993-84; SUZUKI LJ81 1981, SAMURAI 1995-85, SIDEKICK 1994-89, SJ410 1985-80, SJ413 1985; TOYOTA 4RUNNER 1995-84, CAMRY 1986-83, CARINA 1973-72, CELICA 1986-73, COROLLA 1988-68, CORONA 1982-72, CRESSIDA 1988-78, CROWN 1972-67, LAND CRUISER 1992-88 1980-67, MARK II 1976-72, PICKUP 1995-70, STARLET 1984-81, TERCEL 1994-81, VAN 1989-84, VAN WAGON 1988; TRIUMPH GT6 1973-67, SPITFIRE 1980-63, STAG 1973-71, TR7 1982-75, TR8 1982-80; VOLKSWAGEN DASHER 1980-74, RABBIT 1980-75, RABBIT CONVERTIBLE 1980, RABBIT PICKUP 1980, SCIROCCO 1980-75; VOLVO 760 1990-88 1986-84, GLE 1984; YUGO CABRIO 1992-90, GV 1992-86, GVL 1989-88, GVS 1988, GVX 1989-88, O/B - HONDA

Spark Plug Primary Applications

PLUG NO.	STK NO.	BOX QTY	CASE QTY	PRINCIPLE APPLICATION
BPR5EIX6597	4	120	120	ASTON MARTIN LAGONDA 1989-79, V-8 1989-79, VIRAGE 1989, ZAGATO 1988-87; AUDI 4000 1980, FOX 1979-73; BENTLEY CONTINENTAL 1993 1991-88 1986, CORNICHE 1984, EIGHT 1991-87, MULSANNE 1992-88 1986-84, TURBO R 1993-89; BMW 2.8 BAVARIA 1971, 2500 1971-68, 2800 1974-68, 3.0CS 1974-71, 3.0CSI 1974-71, 3.0CSL 1971, 3.0S 1974-71, 3.0SI 1976-75 1971, 318I 1985-84, 320I 1983-77, 528I 1981-79, 530I 1978-75, 533I 1984-83, 535I 1988-85, 535IS 1988, 630CSI 1978-77, 633CSI 1984-78, 635CSI 1987-85, 733I 1984-78, 735I 1987-85, BAVARIA 1974-72, L6 1987; CHRYSLER DAYTONA 1987; CITROEN SM 1975-73; DODGE COLT 1975-74; GEO TRACKER 1995-89; JAGUAR 3.8 1966-60, 420 1967, MARK X 1966-62, VANDEN PLAS 1987-82, XJ 1971-69, XJ6 1987-72, XJS 1978, XK150 1961-58, XKE 1971-61; LAND ROVER DEFENDER 110 1993, DEFENDER 90 1997 1995-94, DISCOVERY 2004-03, RANGE ROVER 2002-87; LOTUS ELITE 1979-76, ESPRIT 1982-80; MAZDA 626 1987-79, B2000 1987-86 1984-79, B2200 1993-87, GLC 1985-79; MERCEDES-BENZ 230 1978-74, 280 1976-75, 280C 1976-75, 280CE 1981-78, 280E 1981-77, 280S 1976-75, 280SE 1980-77, 380SE 1985-84, 380SEC 1983-82, 380SEL 1983-81, 380SL 1985-81, 380SLC 1981, 420SEL 1991-86, 450SE 1976-73, 450SEL 1980-73, 450SL 1980-73, 450SLC 1980-73, 500SEC 1985-84, 500SEL 1985-84, 560SEC 1991-86, 560SEL 1991-86, 560SL 1989-86; MG MIDGET 1979-75 1966-62; NISSAN 1200 1973-71, 2000 1970-68, 200SX 1983-82, 720 1986-81, B210 1976-75, D21 1989-86, F10 1976, PATHFINDER 1988-87, VAN 1988-87; PONTIAC SUNRUNNER 1994; PORSCHE 911 1979-78, 928 1982-78, 944 1984-83; RENAULT ALLIANCE 1987-83, ENCORE 1986-84, LECAR 1985-80; ROLLS ROYCE CORNICHE 1985-84, CORNICHE II 1992-86, CORNICHE IV 1993, SILVER DAWN 1997-96, SILVER SPIRIT 1993 1991-84, SILVER SPUR 1993-84; SUZUKI LJ81 1981, SAMURAI 1995-85, SIDEKICK 1994-89, SJ410 1985-80, SJ413 1985; TOYOTA 4RUNNER 1995-84, CARINA 1973-72, CELICA 1985-73, COROLLA 1979-68, CORONA 1982-72, CRESSIDA 1981-78, CROWN 1972-67, LAND CRUISER 1989-88 1980-79 1974-67, MARK II 1976-72, PICKUP 1995-70, STARLET 1982-81, VAN WAGON 1988; TRIUMPH GT6 1973-67, SPITFIRE 1980-63, STAG 1973-71, TR7 1982-75, TR8 1980-80; VOLKSWAGEN DASHER 1980-74, RABBIT 1980-75, RABBIT CONVERTIBLE 1980, RABBIT PICKUP 1980, SCIROCCO 1980-75; VOLVO 760 1990-88 1986-84, DL 1984, GLE 1984; YUGO CABRIO 1992-90, GV 1992-86, GVL 1989-88, GVS 1988, GVX 1989-88, ATV - 2005-1991 KAWASAKI, M/C - 1998-1984 APRILIA, 1983 CAN AM, 1982 CCM, 2005-1991 GAS GAS, 1984-1981 ITAL JET, O/B - HONDA
BPR5EIX-112115	4	120	120	CHEVROLET NOVA 1988-85, SPRINT 1992-89; CHRYSLER DAYTONA 1993-90, DYNASTY 1990-88, E CLASS 1984-83, EXECUTIVE LIMOUSINE 1985, EXECUTIVE SEDAN 1984-83, GRAND VOYAGER 2000, LEBARON 1995-90 1985-82, NEW YORKER 1989-88 1985-83, TC MASERATI 1991-90, TOWN & COUNTRY 1985-84 1982, VOYAGER 2000; DAIHATSU CHARADE 1992-88; DODGE 400 1983-82, 600 1985-83, ARIES 1985-81, CARAVAN 2000-84, CHALLENGER 1983-78, COLT 1995-91 1980-78, D50 1982-79, DAYTONA 1993-90, DYNASTY 1993-88, GRAND CARAVAN 2000-92 1989-88, MINI RAM 1988-87, POWER RAM 50 1983, RAIDER 1989, RAM 50 1991-90 1983, ROYAL MINI RAM 1987-84, SHADOW 1994-92, SPIRIT 1995-89, STEALTH 1996-91; EAGLE SUMMIT 1996-89, VISTA 1992-88; HONDA ACCORD 1989-86, CIVIC 1973, PASSPORT 1996-94, PRELUDE 1987-85; HYUNDAI SANTA FE 2006-01, SONATA 2005-90, ISUZU AMIGO 1994-89, PICKUP 1995-92, RODEO 1997-91, TROOPER 1991-88; KIA MAGENTIS 2006-01, OPTIMA 2006-01, SEPIA 1995-94; MAZDA 323 1995-86, B2200 1993-90, B2600 1988-87; MITSUBISHI 3000GT 1999-97, GALANT 1988-85, MIGHTY MAX 1994-90 1985-83, MIRAGE 1999-91, MONTERO 1994-89 1985-83, SIGMA 1990-89; NISSAN 210 1982-79, 280Z 1978-77, 280ZX 1980-79, 310 1982-79, 810 1979-77, B210 1978-77, F10 1978-77, MICRA 1991-84, PULSAR 1983, PULSAR NX 1988-83, SENTRA 1986-82, STANZA 1983-82; PLYMOUTH ACCLAIM 1995-89, ARROW 1980-79, ARROW PICKUP 1982-79, CARAVELLE 1985-83, COLT 1992-91 1980-78, GRAND VOYAGER 2000-92 1989-88, RELIANT 1985-81, SAPORO 1983-78, SUNDANCE 1994-92, VOYAGER 2000-84; TOYOTA CAMRY 1986-83, CELICA 1986-82, COROLLA 1988-80, CRESSIDA 1988-82, LAND CRUISER 1992-90 1978-75, STARLET 1984-83, TERCEL 1994-81, VAN 1989-84, M/C - 2003-1999 AMERICAN IRON HORSE, 2000-1975 HARLEY-DAVIDSON, 2003-1999 INDIAN, 2005 TITAN
BPR5EUK5685	4	120	120	AUDI 100 1991-89, 100 QUATTRO 1991-89, 5000 1988-87, 5000 QUATTRO 1988-87, 80 1992-91, 80 QUATTRO 1992-88, 90 QUATTRO 1989-88; MITSUBISHI MIRAGE 2002-00; VOLKSWAGEN TRANSPORTER 1993-92
BPR5EP-113971	4	120	120	CHEVROLET NOVA 1988-85, SPRINT 1992-89; CHRYSLER DAYTONA 1993-90, DYNASTY 1988; DODGE COLT 1995 1991, GRAND CARAVAN 1993; EAGLE VISTA 1989-88; MAZDA 323 1995-86; MITSUBISHI 3000GT 1999; PLYMOUTH COLT 1991, GRAND VOYAGER 1999-95, VOYAGER 1998-97; TOYOTA CAMRY 1986-83, CELICA 1986-82, COROLLA 1988-80, CRESSIDA 1988-82, LAND CRUISER 1992-90 1978-75, STARLET 1984-83, TERCEL 1994-81, VAN 1989-84
BPR5ES7734	4	120	120	ASTON MARTIN LAGONDA 1989-79, V-8 1989-79, VIRAGE 1989, ZAGATO 1988-87; AUDI 4000 1980, FOX 1979-73; BMW 2.8 BAVARIA 1971, 2500 1971-68, 2800 1974-68, 3.0CS 1974-71, 3.0CSI 1974-71, 3.0CSL 1971, 3.0S 1974-71, 3.0SI 1976-75 1971, 318I 1985-84, 320I 1983-77, 528I 1981-79, 530I 1978-75, 533I 1984-83, 535I 1988-85, 535IS 1988, 630CSI 1978-77, 633CSI 1984-78, 635CSI 1987-85, 733I 1984-78, 735I 1987-85, BAVARIA 1974-72, L6 1987; CHRYSLER DAYTONA 1987; CITROEN SM 1975-73; DODGE COLT 1975-74; GEO TRACKER 1995-89; JAGUAR 3.8 1966-60, 420 1967, MARK X 1966-62, VANDEN PLAS 1987-82, XJ 1971-69, XJ6 1987-72, XJS 1978, XK150 1961-58, XKE 1971-61; LAND ROVER DEFENDER 110 1993, DEFENDER 90 1997 1995-94, DISCOVERY 2004-03, RANGE ROVER 2002-87; LOTUS ELITE 1979-76, ESPRIT 1982-80; MAZDA 626 1987-79, B2000 1987-86 1984-79, B2200 1993-87, GLC 1985-79; MERCEDES-BENZ 230 1978-74, 280 1976-75, 280C 1976-75, 280CE 1981-78, 280E 1981-77, 280S 1976-75, 280SE 1980-77, 380SE 1985-84, 380SEC 1983-82, 380SEL 1983-81, 380SL 1985-81, 380SLC 1981, 420SEL 1991-86, 450SE 1976-73, 450SEL 1980-73, 450SL 1980-73, 450SLC 1980-73, 500SEC 1985-84, 500SEL 1985-84, 560SEC 1991-86, 560SEL 1991-86, 560SL 1989-86; MG MIDGET 1979-75 1966-62; NISSAN 1200 1973-71, 2000 1970-68, 200SX 1983-82, 720 1986-81, B210 1976-75, D21 1989-86, F10 1976, PATHFINDER 1988-87, VAN 1988-87; PONTIAC SUNRUNNER 1994; PORSCHE 911 1979-78, 928 1982-78, 944 1984-83; RENAULT ALLIANCE 1987-83, ENCORE 1986-84, LECAR 1985-80; SUZUKI LJ81 1981, SAMURAI 1995-85, SIDEKICK 1994-89, SJ410 1985-80, SJ413 1985; TOYOTA 4RUNNER 1988-85, PICKUP 1988-85; TRIUMPH GT6 1973-67, SPITFIRE 1980-63, STAG 1973-71, TR7 1982-75, TR8 1982-80; VOLKSWAGEN DASHER 1980-74, RABBIT 1980-75, RABBIT CONVERTIBLE 1980, RABBIT PICKUP 1980, SCIROCCO 1980-75; VOLVO 760 1990-88 1986-84, DL 1984, GLE 1984; YUGO CABRIO 1992-90, GV 1992-86, GVL 1989-88, GVS 1988, GVX 1989-88, ATV - 2005-1991 KAWASAKI, M/C - 2005-1995 GAS GAS, O/B - HONDA, COMMERCIAL/INDUSTRIAL - CHRYSLER, E-Z-GO/TEXTRON, INTERNATIONAL, FARM - INTERNATIONAL, LIFT TRUCKS - BOBCAT, GEHL, MASSEY-FERGUSON, TOW MOTOR, LAWNMOWER - VARIOUS BRANDS, GOLF CART - CLUB CAR, TEXTRON (E-Z-GO), AERATOR CLASSEN, JACOBSEN, AIR COMPRESSOR INGER-SOLL, BLOWER GIANT VAC, LITTLE WONDER, CONVEYOR HUD-SON FOREST EQUIPMENT, EDGER BROWN, LITTLE WONDER, HD SAW E-Z TRENCH, LOADER KANGA, LOG SPLITTER HUD-SON FOREST EQUIPMENT, MISC EQUIPMENT VARIOUS BRANDS, PRESSURE WASHER VARIOUS BRANDS, PUMP MITSUBISHI, SEEDER BLUEBIRD, EASY LAWN, SNOW THROWER HONDA, STRING TRIMMER GIANT VAC, JOHN DEERE, SCAG, STUMP GRINDER BEAR CAT, TILLER HONDA, MANTIS, SNAPPER, TROY BILT, TRENCHER BROWN, TURF EQUIPMENT CLASSEN, UTILITY VEHICLE CUB CADET, JOHN DEERE, SNAPPER, VACUUM BEAR CAT, PARKER, WELDER HONDA
BPR5ES BLYB6773	6	180	180	ATV - 2005-1991 KAWASAKI, M/C - 2005-1995 GAS GAS, O/B - HONDA, COMMERCIAL/INDUSTRIAL - CHRYSLER, E-Z-GO/TEXTRON, INTERNATIONAL, FARM - INTERNATIONAL, LIFT TRUCKS - BOBCAT, GEHL, MASSEY-FERGUSON, TOW MOTOR, LAWNMOWER - VARIOUS BRANDS, GOLF CART - CLUB CAR, TEXTRON (E-Z-GO), AERATOR CLASSEN, JACOBSEN, AIR COMPRESSOR INGER-SOLL, BLOWER GIANT VAC, LITTLE WONDER, CONVEYOR HUD-SON FOREST EQUIPMENT, EDGER BROWN, LITTLE WONDER, HD SAW E-Z TRENCH, LOADER KANGA, LOG SPLITTER HUD-SON FOREST EQUIPMENT, MISC EQUIPMENT VARIOUS BRANDS, PRESSURE WASHER VARIOUS BRANDS, PUMP MITSUBISHI, SEEDER BLUEBIRD, EASY LAWN, SNOW THROWER HONDA, STRING TRIMMER GIANT VAC, JOHN DEERE, SCAG, STUMP GRINDER BEAR CAT, TILLER HONDA, MANTIS, SNAPPER, TROY BILT, TRENCHER BROWN, TURF EQUIPMENT CLASSEN, UTILITY VEHICLE CUB CADET, JOHN DEERE, SNAPPER, VACUUM BEAR CAT, PARKER, WELDER HONDA
BPR5ES4006 SOLID	4	120	120	PE ENGINES - HONDA, GENERATOR - VARIOUS BRANDS, GOLF CART - CLUB CAR, TEXTRON (E-Z-GO), LAWNMOWER - CUB CADET

Spark Plug Primary Applications

PLUG NO.	STK NO.	BOX QTY	CASE QTY	PRINCIPLE APPLICATION
BPR5ES-117634		4	120	CHEVROLET NOVA 1988-85, SPRINT 1992-89; CHRYSLER DAYTONA 1993-90, DYNASTY 1990-88, E CLASS 1984-83, EXECUTIVE LIMOUSINE 1985, EXECUTIVE SEDAN 1984-83, GRAND VOYAGER 2000, LEBARON 1995-90 1985-82, NEW YORKER 1989-88 1985-83, TC MASERATI 1991-90, TOWN & COUNTRY 1985-84 1982, VOYAGER 2000; DAIHATSU CHARADE 1992-88; DODGE 400 1983-82, 600 1985-83, ARIES 1985-81, CARAVAN 2000-84, CHALLENGER 1983-78, COLT 1995-91 1980-78, D50 1982-79, DAYTONA 1993-90, DYNASTY 1993-88, GRAND CARAVAN 2000-92 1989-88, MINI RAM 1988-87, POWER RAM 50 1983, RAIDER 1989, RAM 50 1991-90 1983, ROYAL MINI RAM 1987-84, SHADOW 1994-92, SPIRIT 1995-89, STEALTH 1996-91; EAGLE SUMMIT 1996-89, VISTA 1992-88; HONDA ACCORD 1989-86, CIVIC 1973, PASSPORT 1996-94, PRELUDE 1987-85; HYUNDAI SANTA FE 2006-01, SONATA 2005-90; ISUZU AMIGO 1994-89, PICKUP 1995-92, RODEO 1997-91, TROOPER 1991-88; KIA MAGENTIS 2006-01, OPTIMA 2006-01, SEPHIA 1995-94; MAZDA 323 1995-86, B2200 1993-90, B2600 1988-87; MITSUBISHI 3000GT 1999-97, GALANT 1988-85, MIGHTY MAX 1994-90 1985-83, MIRAGE 1999-91, MONTERO 1994-89 1985-83, SIGMA 1990-89; NISSAN 210 1982-79, 280Z 1978-77, 280ZX 1980-79, 310 1982-79, 810 1979-77, B210 1978-77, F10 1978-77, MICRA 1991-84, PULSAR 1983, PULSAR NX 1988-83, SENTRA 1986-82, STANZA 1983-82; PLYMOUTH ACCLAIM 1995-89, ARROW 1980-79, ARROW PICKUP 1982-79, CARAVELLE 1985-83, COLT 1992-91 1980-78, GRAND VOYAGER 2000-92 1989-88, RELIANT 1985-81, SAPORO 1983-78, SUNDANCE 1994-92, VOYAGER 2000-84; TOYOTA CAMRY 1986-83, CELICA 1986-82, COROLLA 1988, CRESSIDA 1988-82, LAND CRUISER 1992-90 1978-75, STARLET 1984-83, TERCEL 1994-81, VAN 1989-84, M/C - 2003-1999 AMERICAN IRON HORSE, 2000-1975 HARLEY-DAVIDSON, 2003-1999 INDIAN, 2005 TITAN, PE ENGINES - HONDA, GENERATOR - HONDA, TRACTOR HONDA, WELDER HONDA
BPR5EY1233		4	120	ASTON MARTIN LAGONDA 1989-79, V-8 1989-79, VIRAGE 1989, ZAGATO 1988-87; AUDI 4000 1980, FOX 1979-73; BMW 2.8 BAVARIA 1971, 2500 1971-68, 2800 1974-68, 3.0CS 1974-71, 3.0CSI 1974-71, 3.0CSL 1971, 3.0S 1974-71, 3.0SI 1976-75 1971, 318I 1985-84, 320I 1983-77, 528I 1981-79, 530I 1978-75, 533I 1984-83, 535I 1988-85, 535IS 1988, 630CSI 1978-77, 633CSI 1984-78, 635CSI 1987-85, 733I 1984-78, 735I 1987-85, BAVARIA 1974-72, L6 1987; CHRYSLER DAYTONA 1987; DODGE COLT 1975-74; GEO TRACKER 1995-89; JAGUAR 3.8 1966-60, 420 1967, MARK X 1966-62, VANDEN PLAS 1987-82, XJ 1971-69, XJ6 1987-72, XJS 1978, XK150 1961-58, XKE 1971-61; LAND ROVER DEFENDER 110 1993, DEFENDER 90 1997 1995-94, DISCOVERY 2004-03, RANGE ROVER 2002-87; LOTUS ELITE 1979-76, ESPRIT 1982-80; MAZDA 626 1987-79, B2000 1987-86 1984-79, B2200 1993-87, GLC 1985-79; MERCEDES-BENZ 230 1978-74, 280 1976-75, 280C 1976-75, 280CE 1981-78, 280E 1981-77, 280S 1976-75, 280SE 1980-77, 380SE 1985-84, 380SEC 1983-82, 380SEL 1983-81, 380SL 1985-81, 380SLC 1981, 420SEL 1991-89 1987-86, 450SE 1976-73, 450SEL 1980-73, 450SL 1980-73, 450SLC 1980-73, 500SEC 1985-84, 500SEL 1985-84, 560SEC 1991-86, 560SEL 1991-86, 560SL 1989-86; MG MIDGET 1979-75 1966-62; NISSAN 1200 1973-71, 2000 1970-68, 200SX 1983-82, 720 1986-81, B210 1976-75, D21 1989-86, F10 1976, PATHFINDER 1988-87, VAN 1988-87; PONTIAC SUNRUNNER 1994; PORSCHE 911 1979-78, 928 1982-78, 944 1984-83; RENAULT ALLIANCE 1987-83, ENCORE 1986-84, LECAR 1985-80; SUZUKI LJ81 1981, SAMURAI 1995-85, SIDEKICK 1994-89, SJ410 1985-80, SJ413 1985; TOYOTA 4RUNNER 1995-84, CARINA 1973-72, CELICA 1985-73, COROLLA 1979-68, CORONA 1982-72, CRESSIDA 1981-78, CROWN 1972-67, LAND CRUISER 1989-88 1980-79 1974-67, MARK II 1976-72, PICKUP 1995-70, STARLET 1982-81, VAN WAGON 1988; TRIUMPH GT6 1973-67, SPITFIRE 1980-63, STAG 1973-71, TR7 1982-75, TR8 1982-80; VOLKSWAGEN Dasher 1980-74, RABBIT 1980-75, RABBIT CONVERTIBLE 1980, RABBIT PICKUP 1980, SCIROCCO 1980-75; VOLVO 760 1990-88 1986-84, GLE 1984; YUGO CABRIO 1992-90, GV 1992-86, GVL 1989-88, GVS 1988, GVX 1989-88
BPR5EY BL13664		6	180	PE ENGINES - SUBARU-ROBIN, C/SAW - DITCH DEVIL, ELITE, MAGNUM DIAMOND, MILLER STURDI-SAW, PECO, GENERATOR - VARIOUS BRANDS, LAWNMOWERS - VARIOUS BRANDS, AERATOR CLASSEN, JACOBSEN, AIR COMPRESSOR INGERSOLL, BLOWER GIANT VAC, LITTLE WONDER, CONVEYOR HUD-SON FOREST EQUIPMENT, EDGER BROWN, LITTLE WONDER, HD SAW E-Z TRENCH, LOADER KANGA, LOG SPLITTER HUD-SON FOREST EQUIPMENT, MISC EQUIPMENT VARIOUS BRANDS, PRESSURE WASHER VARIOUS BRANDS, PUMP MITSUBISHI, SEEDER BLUEBIRD, EASY LAWN, SNOW THROWER HONDA, STRING TRIMMER GIANT VAC, JOHN DEERE, SCAG, STUMP GRINDER BEAR CAT, TILLER HONDA, MANTIS, SNAPPER, TROY BILT, TRENCHER BROWN, TURF EQUIPMENT CLASSEN, UTILITY VEHICLE CUB CADET, JOHN DEERE, SNAPPER, VACUUM BEAR CAT, PARKER, WELDER HONDA
BPR5EY-116937		4	120	CHEVROLET NOVA 1988-85, SPRINT 1992-89; CHRYSLER DAYTONA 1993-90, DYNASTY 1990-88, E CLASS 1984-83, EXECUTIVE LIMOUSINE 1985, EXECUTIVE SEDAN 1984-83, GRAND VOYAGER 2000, LEBARON 1995-90 1985-82, NEW YORKER 1989-88 1985-83, TC MASERATI 1991-90, TOWN & COUNTRY 1985-84 1982, VOYAGER 2000; DAIHATSU CHARADE 1992-88; DODGE 400 1983-82, 600 1985-83, ARIES 1985-81, CARAVAN 2000-84, CHALLENGER 1983-78, COLT 1995-91 1980-78, D50 1982-79, DAYTONA 1993-90, DYNASTY 1993-88, GRAND CARAVAN 2000-92 1989-88, MINI RAM 1988-87, POWER RAM 50 1983, RAIDER 1989, RAM 50 1991-90 1983, ROYAL MINI RAM 1987-84, SHADOW 1994-92, SPIRIT 1995-89, STEALTH 1996-91; EAGLE SUMMIT 1996-89, VISTA 1992-88; HONDA ACCORD 1989-86, CIVIC 1973, PASSPORT 1996-94, PRELUDE 1987-85; HYUNDAI SANTA FE 2006-01, SONATA 2005-90; ISUZU AMIGO 1994-89, PICKUP 1995-92, RODEO 1997-91, TROOPER 1991-88; KIA MAGENTIS 2006-01, OPTIMA 2006-01, SEPHIA 1995-94; MAZDA 323 1995-86, B2200 1993-90, B2600 1988-87; MITSUBISHI 3000GT 1999-97, GALANT 1988-85, MIGHTY MAX 1994-90 1985-83, MIRAGE 1999-91, MONTERO 1994-89 1985-83, SIGMA 1990-89; NISSAN 210 1982-79, 280Z 1978-77, 280ZX 1980-79, 310 1982-79, 810 1979-77, B210 1978-77, F10 1978-77, MICRA 1991-84, PULSAR 1983, PULSAR NX 1988-83, SENTRA 1986-82, STANZA 1983-82; PLYMOUTH ACCLAIM 1995-89, ARROW 1980-79, ARROW PICKUP 1982-79, CARAVELLE 1985-83, COLT 1992-91 1980-78, GRAND VOYAGER 2000-92 1989-88, RELIANT 1985-81, SAPORO 1983-78, SUNDANCE 1994-92, VOYAGER 2000-84; TOYOTA CAMRY 1986-83, CELICA 1986-82, COROLLA 1988-80, CRESSIDA 1988-82, LAND CRUISER 1992-90 1978-75, STARLET 1984-83, TERCEL 1994-81, VAN 1989-84
BPR5HS6222		10	200	BUICK SKYLARK 1964-63, SPECIAL 1964-61, SPORTWAGON 1964; JEEP GLADIATOR 1967-63, J-100 1967-63, TORNADO 1962, WAGONEER 1967-63; OLDSMOBILE F85 1963-61, JETFIRE 1963; RENAULT LECAR 1979-77, R10 1971-70; ROVER 3500S 1971-69, M/C - 1983-1982 HONDA, O/B - 2000-1988 SUZUKI, GENERATOR - ARCTIC CAT, GENERAC, LAWNMOWER - YAMAHA, SNOW THROWER YAMAHA
BPR6EFS3623		10	200	ROVER 2000 1971-68, I/O - 1999-1991 INDMAR, 2000-1992 MARINE POWER, 2006-2000 MERCUISER, 1997-1996 OMC
BPR6EFS S251006		25	100	I/O - 1999-1991 INDMAR, 2000-1992 MARINE POWER, 2006-2000 MERCUISER, 1997-1996 OMC

Spark Plug Primary Applications

PLUG NO.	STK NO.	BOX QTY	CASE QTY	PRINCIPLE APPLICATION
BPR6EGP7084		4	120	<p>ALFA ROMEO 2600 1967, ALFETTA 1977-75, GTV-6 1986-81, MILANO 1989-87, MONTREAL 1975-71, SPORT 1979-78, SPRINT 1979-77; ASTON MARTIN DB4 1963-58, DB5 1965-63, DB6 1970-65, DBS 1971-67, LAGONDA 1978-77, V-8 1982 1978-72, VANTAGE 1974-72; AUDI 100 SERIES 1971-69, 4000 1983-80, 4000 QUATTRO 1987-86, 5000 1988-85 1983-78, 5000 QUATTRO 1986, COUPE 1987-81, SUPER 90 1972-69; AUSTIN AMERICA 1972-68, MARINA 1975-73, MINI 1966-60, MINI 850 1966-60, MINI COOPER 1969-62; AUSTIN HEALEY 3000 1967-59, SPRITE 1970-62; BERTONE X-1/9 1989-84; BMW 1600 1971-64, 1600-2 1971-66, 1600TI 1968-66, 1602 1971-67, 1800 1971-68, 1802 1971, 2000 1972-66, 2000C 1969-68, 2000CS 1969-68, 2000TI 1971-68, 2000TII 1972-68, 2002 1976-66, 2002TI 1971-68, 2002TII 1974-71, 2800CS 1971-68; BUICK OPEL 1979-76; CHEVROLET METRO 2000-98 1992, SPRINT 1992-87; CHRYSLER CONQUEST 1988-87; CITROEN SM 1975-71; DAEWOO LANOS 2002-99; DODGE 2000 GTX 1990-89, CHALLENGER 1979-78, COLT 1991-71, CONQUEST 1986-84, D50 1982-79, MINI RAM 1986-84, POWER RAM 50 1986-83, RAIDER 1989-87, RAM 50 1993-83; EAGLE 2000 GTX 1993-91, SUMMIT 1990-89, TALON 1994-90; FIAT 124 1981-67, 128 1979-71, 131 1978-75, BRAVA 1981-79, STRADA 1982-79, X-1/9 1983-74; FORD ASPIRE 1997-94, FESTIVA 1993-88; GEO METRO 1997-89, STORM 1993-90; HONDA 600 1972-69, ACCORD 1985, CIVIC 1987-85 1979-73, PRELUDE 1987-84; HYUNDAI ELANTRA 1995-92, EXCEL 1994-86, PONY 1987-83, SCOUPE 1992-91, SONATA 1988-89, STELLAR 1987-85; ISUZU AMIGO 1989, I-MARK 1989-81, IMPULSE 1989-83, PICKUP 1991-81, STYLUS 1993-91, TROOPER 1987-84; JAGUAR XJ12 1979-73, XJS 1979 1976, XKE 1974-71; JENSEN HEALEY 1976-72; LADA 1300 1983, NIVA 1993-84, SAMARA 1993-88, SIGNET 1993-84; LANCIA BETA 1981 1979-76, ZAGATO 1982-81 1979; LAND ROVER DISCOVERY 1999-94; LOTUS ECLAT 1979-76, ELITE 1966-58, ESPRIT 1995-82 1979-76, SEVEN 1975-62, SUPER SEVEN 1968-62; MASERATI BORA 1983-71, GHIBLI 1973-67, INDY 1974-69, KHAM SIN 1979-74, MERAK 1982-72, MEXICO 1971-67, QUATTROPORTE 1986-79 1969-68; MAZDA 1800 1971-70, 616 1971-70, 618 1972, 626 1987-86, 808 1977-72, B1600 1976-72, B1800 1978-77, GLC 1978-77, MIZER 1977-76; MERCEDES-BENZ 200 1967-66, 220 1973-68, 230 1969-66, 230S 1967-66, 230SL 1966-63, 250 1972-68, 250C 1972-70, 250S 1967-66, 250SE 1967-66, 250SL 1967, 280 1974-73, 280C 1974-73, 280S 1971-68, 280SE 1973-68, 280SEL 1973-68, 280SL 1971-68, 300SEL 1973-68, 350SL 1972, 600 1972-67; MG MGB 1981-62, MGC 1969-68, MIDGET 1974-67; MITSUBISHI CORDIA 1988-83, DIAMANTE 1996-92, ECLIPSE 1999-90, EXPO 1992, GALANT 1994 1992-89, MIGHTY MAX 1996-83, MIRAGE 1992-85, MONTERO 1989-86, PRECIS 1994-87, STARION 1988-83, TREDIA 1988-83, VAN 1990-87; MORGAN 4/4 1981-80, PLUS 8 1996-76; MORRIS MINOR 1971-70; NISSAN 200SX 1983-77, 240Z 1973-70, 260Z 1975-74, 280ZX 1983-80, 510 1981-78, 610 1976-74, 620 1979-75, 710 1977-74, 720 1986-80, 810 1981-80, B210 1974, D21 1989-86, MAXIMA 1984-81, PATHFINDER 1988-87, PULSAR NX 1984-83, SENTRA 1988-87, STANZA 1983-82; PEUGEOT 404 1970-61, 504 1979-70, 505 1991-90 1987-80; PLYMOUTH ARROW 1980-76, ARROW PICKUP 1982-79, CHAMP 1982-79, COLT 1994-76, CONQUEST 1986-84, CRICKET 1973-71, HORIZON 1983, LASER 1994-90, SAPPORO 1979-78, TURISMO 1983; PONTIAC FIREFLY 2000-94 1991-87; PORSCHE 911 1992-91 1989-84 1973-72, 912 1976, 924 1988-87, 928 1995-93 1991-83, 944 1991-85, 968 1995-92; RENAULT ALLIANCE 1987-85, ENCORE 1986-85, FUEGO 1983-82, R12 1977-75, R15 1976-75, R17 1979-75, R18 1981, R181 1983-81, R5 1986; ROVER 3500 1980; SAAB 900 1986 1984-79, 95 1973-68, 96 1973-67, 99 1980-69, MONTE CARLO 1967, SONETT 1974-68; SUBARU BRAT 1987-78, DELUXE 1973-72, DL 1989-74, FE 1979, GF 1979-75, GL 1989-79 1975-72, GL-10 1989-85, GLF 1982-80, JUSTY 1995 1990-87, LOYALE 1994-90, RX 1989-86, STANDARD 1987-76, STAR 1972-71, XT 1991-85; SUZUKI FORSA 1988-85, SA310 1985, SWIFT 1994-89; TOYOTA 2000GT 1968-67, CELICA 1974-71, CORONA 1971-67, CROWN 1966-64, LAND CRUISER 1966-65, PICKUP 1970-69, STOUT 1968-66; TRIUMPH TR250 1968, TR6 1976-69; VOLKSWAGEN 411 1972-71, 412 1974-73, CABRIOLET 1993-85, CORRADO 1992-90, DASHER 1980-75, GOLF 1992-88 1986-85, JETTA 1984-80, PASSAT 1993 1991, QUANTUM 1987-82, RABBIT 1984-80, RABBIT CONVERTIBLE 1984-80, RABBIT PICKUP 1983-80, SCIROCCO 1983-80; VOLVO 240 1993-90, 242 1984-76, 244 1989-76, 245 1989-76, 264 1981-80, 740 1992-85, 745 1985, 760 1987, 780 1991-89, 940 1995-91, O/B - 2003-1998 EVINRUDE, 2005-2002 JOHNSON, 2004-1998 SUZUKI</p>
BPR6EIX6637		4	120	<p>ALFA ROMEO 2600 1967, ALFETTA 1977-75, GTV-6 1986-81, MILANO 1989-87, MONTREAL 1975-71, SPORT 1979-78, SPRINT 1979-77; ASTON MARTIN DB4 1963-58, DB5 1965-63, DB6 1970-65, DBS 1971-67, LAGONDA 1978-77, V-8 1982 1978-72, VANTAGE 1974-72; AUDI 100 SERIES 1971-69, 4000 1983-80, 4000 QUATTRO 1987-86, 5000 1988-85 1983-78, 5000 QUATTRO 1986, COUPE 1987-81, SUPER 90 1972-69; AUSTIN AMERICA 1972-68, MARINA 1975-73, MINI 1966-60, MINI 850 1966-60, MINI COOPER 1969-62; AUSTIN HEALEY 3000 1967-59, SPRITE 1970-62; BERTONE X-1/9 1989-84; BMW 1600 1971-64, 1600-2 1971-66, 1600TI 1968-66, 1602 1971-67, 1800 1971-68, 1802 1971, 2000 1972-66, 2000C 1969-68, 2000CS 1969-68, 2000TI 1971-68, 2000TII 1972-68, 2002 1976-66, 2002TI 1971-68, 2002TII 1974-71, 2800CS 1971-68; BUICK OPEL 1979-76; CITROEN SM 1975-71; DAEWOO LANOS 2002-99; DODGE COLT 1980-71; EAGLE TALON 1994-90; FIAT 124 1981-67, 128 1979-71, 131 1978-75, BRAVA 1981-79, STRADA 1982-79, X-1/9 1983-74; HONDA 600 1972-69, CIVIC 1979-73; HYUNDAI PONY 1987-83, STELLAR 1987-85; JAGUAR XJ12 1979-73, XJS 1979 1976, XKE 1974-71; JENSEN HEALEY 1976-72; LADA 1300 1983, NIVA 1993-84, SAMARA 1993-88, SIGNET 1993-84; LANCIA BETA 1981 1979-76, ZAGATO 1982-81 1979; LAND ROVER DISCOVERY 1999-94; LOTUS ECLAT 1979-76, ELITE 1966-58, ESPRIT 1995-82 1979-76, SEVEN 1975-62, SUPER SEVEN 1968-62; MASERATI BORA 1983-71, GHIBLI 1973-67, INDY 1974-69, KHAM SIN 1979-74, MERAK 1982-72, MEXICO 1971-67, QUATTROPORTE 1986-79 1969-68; MAZDA 1800 1971-70, 616 1971-70, 618 1972, 626 1987-86, 808 1977-72, B1600 1976-72, B1800 1978-77, GLC 1978-77, MIZER 1977-76; MERCEDES-BENZ 200 1967-66, 220 1973-68, 230 1969-66, 230S 1967-66, 230SL 1966-63, 250 1972-68, 250C 1972-70, 250S 1967-66, 250SE 1967-66, 250SL 1967, 280 1974-73, 280C 1974-73, 280S 1971-68, 280SE 1973-68, 280SEL 1973-68, 280SL 1971-68, 300SEL 1973-68, 350SL 1972, 600 1972-67; MG MGB 1981-62, MGC 1969-68, MIDGET 1974-67; MITSUBISHI ECLIPSE 1999-90, GALANT 1992-91, MIRAGE 1989; MORGAN 4/4 1981-80, PLUS 8 1996-76; MORRIS MINOR 1971-70; NISSAN 200SX 1983-80, 240Z 1973-70, 260Z 1975-74, 510 1981-80, 610 1976-74, 620 1979-75, 710 1976-74, 720 1986-80, B210 1974, D21 1989-86, PATHFINDER 1988-87; PEUGEOT 404 1970-61, 504 1979-70, 505 1991-90 1987-80; PLYMOUTH ARROW 1977-76, COLT 1980, CRICKET 1973-71, LASER 1994-90; PORSCHE 911 1992-91 1989-84 1973-72, 912 1976, 924 1988-87, 928 1995-93 1991-83, 944 1991-85, 968 1995-92; RENAULT ALLIANCE 1987-85, ENCORE 1986-85, FUEGO 1983-82, R12 1977-75, R15 1976-75, R17 1979-75, R18 1981, R181 1983-81, R5 1986; ROVER 3500 1980; SAAB 900 1986 1984-79, 95 1973-68, 96 1973-67, 99 1980-69, MONTE CARLO 1967, SONETT 1974-68; SUBARU BRAT 1980-78, DELUXE 1973-72, DL 1979-74, FE 1979, GF 1979-75, GL 1980-79 1975-72, GLF 1980, STAR 1972-71; SUZUKI FORSA 1988-85, SA310 1985; TOYOTA 2000GT 1968-67, CELICA 1974-71, CORONA 1971-67, CROWN 1966-64, LAND CRUISER 1966-65, PICKUP 1970-69, STOUT 1968-66; TRIUMPH TR250 1968, TR6 1976-69; VOLKSWAGEN 411 1972-71, 412 1974-73, CABRIOLET 1993-85, CORRADO 1992-90, DASHER 1980-75, GOLF 1992-88 1986-85, JETTA 1984-80, PASSAT 1993 1991, QUANTUM 1987-82, RABBIT 1984-80, RABBIT CONVERTIBLE 1984-80, RABBIT PICKUP 1983-80, SCIROCCO 1983-80; VOLVO 240 1993-90, 242 1984-76, 244 1989-76, 245 1989-76, 264 1981-80, 740 1992-85, 745 1985, 760 1987, 780 1991-89, 940 1995-91, ATV - 2005 KAWASAKI, 2008-2007 MIDWEST, 1985-1980 YAMAHA, M/C - 1995-1977 BMW, 2005-2004 GAS GAS, 1988-1979 KAWASAKI, 2006-1992 MOTO GUZZI, 1986-1976 YAMAHA, SNOW - 2007-2000 ARCTIC CAT, 2008-1998 SKI-DOO, O/B - 2003-1998 EVINRUDE, 2005-2002 JOHNSON, 2004-1998 SUZUKI</p>

Spark Plug Primary Applications

PLUG NO.	STK NO.	BOX QTY	CASE QTY	PRINCIPLE APPLICATION
BPR6EIX-113903		4	120	CHEVROLET METRO 2000-98 1992, SPRINT 1992-87; CHRYSLER CONQUEST 1988-87; DODGE 2000 GTX 1990-89, CHALLENGER 1979-78, COLT 1991-79, CONQUEST 1986-84, D50 1982-79, MINI RAM 1986-84, POWER RAM 50 1986-83, RAIDER 1989-87, RAM 50 1993-83; EAGLE 2000 GTX 1993-91, SUMMIT 1990-89, TALON 1994-90; FORD ASPIRE 1997-94, FESTIVA 1993-88; GEO METRO 1997-89, STORM 1993-90; HONDA ACCORD 1985, CIVIC 1987-85, PRELUDE 1987-84; HYUNDAI ELANTRA 1995-92, EXCEL 1994-86, SCOUPE 1992-91, SONATA 1998-89; ISUZU AMIGO 1989, I-MARK 1989-81, IMPULSE 1989-83, PICKUP 1991-81, STYLUS 1993-91, TROOPER 1987-84; MAZDA MIZER 1976; MITSUBISHI CORDIA 1988-83, DIAMANTE 1996-92, ECLIPSE 1994-90, EXPO 1992, GALANT 1994 1992-89, MIGHTY MAX 1996-83, MIRAGE 1992-85, MONTERO 1989-86, PRECIS 1994-87, STARION 1988-83, TREDIA 1988-83, VAN 1990-87; NISSAN 200SX 1979-77, 280ZX 1983-80, 510 1979-78, 610 1976-75, 710 1977-75, 810 1981-80, MAXIMA 1984-81, PULSAR NX 1984-83, SENTRA 1988-87, STANZA 1983-82; PLYMOUTH ARROW 1980-78, ARROW PICKUP 1982-79, CHAMP 1982-79, COLT 1994-81 1979-76, CONQUEST 1986-84, HORIZON 1983, LASER 1994-90, SAPPORO 1979-78, TURISMO 1983; PONTIAC FIRE-FLY 2000-94 1991-87; SUBARU BRAT 1987-81, DL 1989-80, GL 1989-80, GL-10 1989-85, GLF 1982-80, JUSTY 1995 1990-87, LOYALE 1994-90, RX 1989-86, STANDARD 1987-76, XT 1991-85; SUZUKI SWIFT 1994-89, M/C - 1985-1983 HARLEY-DAVIDSON
BPR6EKN6757		4	120	EAGLE TALON 1998-95; LOTUS ESPRIT 1995-90; MITSUBISHI ECLIPSE 1999-95
BPR6ES7131		4	120	ALFA ROMEO 2600 1967, ALFETTA 1977-75, GTV-6 1986-81, MILANO 1989-87, MONTREAL 1975-71, SPORT 1979-78, SPRINT 1979-77; ASTON MARTIN DB4 1963-58, DB5 1965-63, DB6 1970-65, DBS 1971-67, LAGONDA 1978-77, V-8 1982 1978-72, VANTAGE 1974-72; AUDI 100 SERIES 1971-69, 4000 1983-80, 5000 1988-85 1983-78, 5000 QUATTRO 1986, COUPE 1987-81, SUPER 90 1972-69; AUSTIN AMERICA 1972-68, MARINA 1975-73, MINI 1966-60, MINI 850 1966-60, MINI COOPER 1969-62; AUSTIN HEALEY 3000 1967-59, SPRITE 1970-62; BERTONE X-1/9 1989-84; BMW 1600 1971-64, 1600-2 1971-66, 1600TI 1968-66, 1602 1971-67, 1800 1971-68, 1802 1971, 2000 1972-66, 2000C 1969-68, 2000CS 1969-68, 2000TI 1971-68, 2000TII 1972-68, 2002 1976-66, 2002TI 1971-68, 2002TII 1974-71, 2800CS 1971-68; BUICK OPEL 1979-76; CITROEN SM 1975-71; DAEWOO LANOS 2002-99; DODGE COLT 1980-71; EAGLE TALON 1994-90; FIAT 124 1981-67, 128 1979-71, 131 1978-75, BRAVA 1981-79, STRADA 1982-79, X-1/9 1983-74; HONDA 600 1972-69, CIVIC 1979-73; HYUNDAI PONY 1987-83, STELLAR 1987-85; JAGUAR XJ12 1979-73, XJS 1979 1976, XKE 1974-71; JENSEN HEALEY 1976-72; LADA 1300 1983, NIVA 1993-84, SAMARA 1993-88, SIGNET 1993-84; LANCIA BETA 1981 1979-76, ZAGATO 1982-81 1979; LAND ROVER DISCOVERY 1999-94; LOTUS ECLAT 1979-76, ELITE 1966-58, ESPRIT 1989-82 1979-76, SEVEN 1975-62, SUPER SEVEN 1968-62; MASERATI BORA 1983-71, GHIBLI 1973-67, INDY 1974-69, KHAM SIN 1979-74, MERAK 1982-72, MEXICO 1971-67, QUATTROPORTE 1986-79 1969-68; MAZDA 1800 1971-70, 616 1971-70, 618 1972, 626 1987-86, 608 1977-72, B1600 1976-72, B1800 1978-77, GLC 1978-77, MIZER 1977-76; MERCEDES-BENZ 200 1967-66, 220 1973-68, 230 1969-66, 230S 1967-66, 230SL 1966-63, 250 1972-68, 250C 1972-70, 250S 1967-66, 250SE 1967-66, 250SL 1967, 280 1974-73, 280C 1974-73, 280S 1971-68, 280SE 1973-68, 280SEL 1973-68, 280SL 1971-68, 300SEL 1973-68, 350SL 1972, 600 1972-67; MG MGB 1981-62, MGC 1969-68, MIDGET 1974-67; MITSUBISHI ECLIPSE 1994-90, GALANT 1992-91, MIRAGE 1989; MORGAN 4/4 1981-80, PLUS 8 1996-76; MORRIS MINOR 1971-70; NISSAN 200SX 1983-80, 240Z 1973-70, 260Z 1975-74, 510 1981-80, 610 1976-74, 620 1979-75, 710 1976-74, 720 1986-80, B210 1974, D21 1989-86, PATHFINDER 1988-87; PEUGEOT 404 1970-61, 504 1979-70, 505 1991-90 1987-80; PLYMOUTH ARROW 1977-76, COLT 1980, CRICKET 1973-71, LASER 1994-90; PORSCHE 911 1992-91 1989-84 1973-72, 912 1976, 924 1988-87, 928 1995-93 1991-83, 944 1991-85, 968 1995-92; RENAULT ALLIANCE 1987-85, ENCORE 1986-85, FUEGO 1983-82, R12 1977-75, R15 1976-75, R17 1979-75, R18 1981, R18i 1983-81, R5 1986; ROVER 3500 1980; SAAB 900 1986 1984-79, 95 1973-68, 96 1973-67, 99 1980-69, MONTE CARLO 1967, SONETT 1974-68; SUBARU BRAT 1980-78, DELUXE 1973-72, DL 1979-74, FE 1979, GF 1979-75, GL 1980-79 1975-72, GLF 1980, STAR 1972-71; SUZUKI FORSA 1988-85, SA310 1985; TOYOTA 2000GT 1968-67, CELICA 1974-71, CORONA 1971-67, CROWN 1966-64, LAND CRUISER 1966-65, PICKUP 1970-69, STOUT 1968-66; TRIUMPH TR250 1968, TR6 1976-69; VOLKSWAGEN 411 1972-71, 412 1974-73, CABRIOLET 1993-85, CORRADO 1992-90, DASHER 1980-75, GOLF 1992-88 1986-85, JETTA 1984-80, QUANTUM 1987-82, RABBIT 1984-80, RABBIT CONVERTIBLE 1984-80, RABBIT PICKUP 1983-80, SCIROCCO 1983-80; VOLVO 240 1993-90, 242 1984-76, 244 1989-76, 245 1989-76, 264 1981-80, 740 1992-85, 745 1985, 760 1987, 780 1991-89, 940 1995-91, M/C - 2005-2004 GAS GAS, 1988-1983 KAWASAKI, 2003-1994 MOTO GUZZI, SNOW - 2008-1998 SKI-DOO, O/B - 2003-1998 EVINRUDE, 2005-2002 JOHNSON, TILLER YARD MACHINE, WASHER EXCELL, COMMERCIAL/INDUSTRIAL - CONTINENTAL, FORD, FARM - FORD, INTERNATIONAL, NEW IDEA, LIFT TRUCKS - FORD
BPR6ES BLYB6775		6	180	ATV - 2005 KAWASAKI, 2008-2007 MIDWEST, M/C - 2006 MOTO GUZZI, SNOW - 2007-2000 ARCTIC CAT, O/B - 2004-1998 SUZUKI, PE ENGINES - STIHL, GENERATOR - VARIOUS BRAND, GOLF CART - CLUB CAR, TEXTRON (E-Z-GO), LAWNMOWER - VARIOUS BRANDS, AERATOR CLASSEN, HUSQVARNA, RYAN, AUGER EARTHQUAKE, BLOWER VARIOUS BRANDS, BROOM SIDEWINDER, CHIPPER BEAR CAT, CONVEYOR HUD-SON FOREST EQUIPMENT, CURB MAKER MILLER, TYGAR, DETHATCHER ELIET, HUSQVARNA, PARKER, EDGER VARIOUS BRANDS, HD SAW E-Z TRENCH, LOADER PARKER, LOG SPLITTER BACHTOLD BROS, EARTHQUAKE, TROY BILT, MISC EQUIPMENT VARIOUS BRANDS, MOWER ACREASE, BUSH HOG, PRESSURE WASHER DEVIL-BISS, PORTER CABLE, SHARK, TROY BILT, PUMP PACER PUMPS, SEEDER CLASSEN, HUSQVARNA, SHREDDER ELIET, SNOW THROWER HONDA, SPRAYER GNC INDUSTRIES, STRING TRIMMER VARIOUS BRANDS, STUMP GRINDER VARIOUS BRANDS, TILLER VARIOUS BRANDS, TRACTOR HONDA, TRENCHER DITCH WITCH, TRENCHMASTER, TURF EQUIPMENT VARIOUS BRANDS, VACUUM PARKER, WASHER EXCELL, WATER PUMP HONDA
BPR6ES4008 SOLID		4	120	ATV - 2005 KAWASAKI, 2008-2007 MIDWEST, M/C - 2006 MOTO GUZZI, SNOW - 2007-2000 ARCTIC CAT, O/B - 2004-1998 SUZUKI, PE ENGINES - STIHL, GENERATOR - VARIOUS BRAND, GOLF CART - CLUB CAR, TEXTRON (E-Z-GO), LAWNMOWER - VARIOUS BRANDS, AERATOR CLASSEN, HUSQVARNA, RYAN, AUGER EARTHQUAKE, BLOWER VARIOUS BRANDS, BROOM SIDEWINDER, CHIPPER BEAR CAT, CONVEYOR HUD-SON FOREST EQUIPMENT, CURB MAKER MILLER, TYGAR, DETHATCHER ELIET, HUSQVARNA, PARKER, EDGER VARIOUS BRANDS, HD SAW E-Z TRENCH, LOADER PARKER, LOG SPLITTER BACHTOLD BROS, EARTHQUAKE, TROY BILT, MISC EQUIPMENT VARIOUS BRANDS, MOWER ACREASE, BUSH HOG, PRESSURE WASHER DEVIL-BISS, PORTER CABLE, SHARK, TROY BILT, PUMP PACER PUMPS, SEEDER CLASSEN, HUSQVARNA, SHREDDER ELIET, SNOW THROWER HONDA, SPRAYER GNC INDUSTRIES, STRING TRIMMER VARIOUS BRANDS, STUMP GRINDER VARIOUS BRANDS, TILLER VARIOUS BRANDS, TRACTOR HONDA, TRENCHER DITCH WITCH, TRENCHMASTER, TURF EQUIPMENT VARIOUS BRANDS, VACUUM PARKER, WASHER EXCELL, WATER PUMP HONDA
BPR6ES-117133		4	120	CHEVROLET METRO 2000-98 1992, SPRINT 1992-87; CHRYSLER CONQUEST 1988-87; DODGE 2000 GTX 1990-89, CHALLENGER 1979-78, COLT 1991-79, CONQUEST 1986-84, D50 1982-79, MINI RAM 1986-84, POWER RAM 50 1986-83, RAIDER 1989-87, RAM 50 1993-83; EAGLE 2000 GTX 1993-91, SUMMIT 1990-89, TALON 1994-90; FORD ASPIRE 1997-94, FESTIVA 1993-88; GEO METRO 1997-89, STORM 1993-90; HONDA ACCORD 1985, CIVIC 1987-85, PRELUDE 1987-84; HYUNDAI ELANTRA 1995-92, EXCEL 1994-86, SCOUPE 1992-91, SONATA 1998-89; ISUZU AMIGO 1989, I-MARK 1989-81, IMPULSE 1989-83, PICKUP 1991-81, STYLUS 1993-91, TROOPER 1987-84; MAZDA MIZER 1976; MITSUBISHI CORDIA 1988-83, DIAMANTE 1996-92, ECLIPSE 1994-90, EXPO 1992, GALANT 1994 1992-89, MIGHTY MAX 1996-83, MIRAGE 1992-85, MONTERO 1989-86, PRECIS 1994-87, STARION 1988-83, TREDIA 1988-83, VAN 1990-87; NISSAN 200SX 1979-77, 280ZX 1983-80, 510 1979-78, 610 1976-75, 710 1977-75, 810 1981-80, MAXIMA 1984-81, PULSAR NX 1984-83, SENTRA 1988-87, STANZA 1983-82; PLYMOUTH ARROW 1980-78, ARROW PICKUP 1982-79, CHAMP 1982-79, COLT 1994-81 1979-76, CONQUEST 1986-84, HORIZON 1983, LASER 1994-90, SAPPORO 1979-78, TURISMO 1983; PONTIAC FIRE-FLY 2000-94 1991-87; SUBARU BRAT 1987-81, DL 1989-80, GL 1989-80, GL-10 1989-85, GLF 1982-80, JUSTY 1995 1990-87, LOYALE 1994-90, RX 1989-86, STANDARD 1987-76, XT 1991-85; SUZUKI SWIFT 1994-89, M/C - 1985-1983 HARLEY-DAVIDSON, PE ENGINES - KOMATSU, GENERATOR - COLEMAN, MISC EQUIPMENT DITCH WITCH, PRESSURE WASHER SHARK, TRACTOR HONDA, TRENCHER DITCH WITCH, WASHER BE PRESSURE SUPPLY, WATER PUMP HONDA

Spark Plug Primary Applications

PLUG NO.	STK NO.	BOX QTY	CASE QTY	PRINCIPLE APPLICATION
BPR6EY6427		4	120	ALFA ROMEO 2600 1967, ALFETTA 1977-75, GTV-6 1986-81, MILANO 1989-87, MONTREAL 1975-71, SPORT 1979-78, SPRINT 1979-77; ASTON MARTIN DB4 1963-58, DB5 1965-63, DB6 1970-65, DBS 1971-67, LAGONDA 1978-77, V-8 1982 1978-72, VANTAGE 1974-72; AUDI 100 SERIES 1971-69, 4000 1983-80, 5000 1988-85 1983-78, 5000 QUATTRO 1986, COUPE 1987-81, SUPER 90 1972-69; AUSTIN AMERICA 1972-68, MARINA 1975-73, MINI 1966-60, MINI 850 1966-60, MINI COOPER 1969-62; AUSTIN HEALEY 3000 1967-59, SPRINT 1970-62; BERTONE X-1/9 1989-84; BMW 1600 1971-64, 1600-2 1971-66, 1600TI 1968-66, 1602 1971-67, 1800 1971-68, 1802 1971, 2000 1972-66, 2000C 1969-68, 2000CS 1969-68, 2000TI 1971-68, 2000TII 1972-68, 2002 1976-66, 2002TI 1971-68, 2002TII 1974-71, 2800CS 1971-68; BUICK OPEL 1979-76; CITROEN SM 1975-71; DAEWOO LANOS 2002-99; DODGE COLT 1980-71; EAGLE TALON 1994-90; FIAT 124 1981-67, 128 1979-71, 131 1978-75, BRAVA 1981-79, STRADA 1982-79, X-1/9 1983-74; HONDA 600 1972-69, CIVIC 1979-73; HYUNDAI PONY 1987-83, STELLAR 1987-85; JAGUAR XJ12 1979-73, XJS 1979 1976, XKE 1974-71; JENSEN HEALEY 1976-72; LADA 1300 1983, NIVA 1993-84, SAMARA 1993-88, SIGNET 1993-84; LANCIA BETA 1981 1979-76, ZAGATO 1982-81 1979; LAND ROVER DISCOVERY 1999-94; LOTUS ECLAT 1979-76, ELITE 1966-58, ESPRIT 1989-82 1979-76, SEVEN 1975-62, SUPER SEVEN 1968-62; MASERATI BORA 1983-71, GHIBLI 1973-67, INDY 1974-69, KHAMSIN 1979-74, MERAK 1982-72, MEXICO 1971-67, QUATTROPORTE 1986-79 1969-68; MAZDA 1800 1971-70, 616 1971-70, 618 1972, 626 1987-86, 808 1977-72, B1600 1976-72, B1800 1978-77, GLC 1978-77, MIZER 1977-76; MERCEDES-BENZ 200 1967-66, 220 1973-68, 230 1969-66, 230S 1967-66, 230SL 1966-63, 250 1972-68, 250C 1972-70, 250S 1967-66, 250SE 1967-66, 250SL 1967, 280 1974-73, 280C 1974-73, 280S 1971-68, 280SE 1973-68, 280SEL 1973-68, 280SL 1971-68, 300SEL 1973-68, 350SL 1972, 600 1972-67; MG MGB 1981-62, MGC 1969-68, MIDGET 1974-67; MITSUBISHI ECLIPSE 1994-90, GALANT 1992-91, MIRAGE 1989; MORGAN 4/4 1981-80, PLUS 8 1996-76; MORRIS MINOR 1971-70; NISSAN 200SX 1983-80, 240Z 1973-70, 260Z 1975-74, 510 1981-80, 610 1976-74, 620 1979-75, 710 1976-74, 720 1986-80, B210 1974, D21 1989-86, PATHFINDER 1988-87; PEUGEOT 404 1970-61, 504 1979-70, 505 1991-90 1987-80; PLYMOUTH ARROW 1977-76, COLT 1980, CRICKET 1973-71, LASER 1994-90; PORSCHE 911 1992-91 1989-84 1973-72, 912 1976, 924 1988-87, 928 1995-93 1991-83, 944 1991-85, 968 1995-92; RENAULT ALLIANCE 1987-85, ENCORE 1986-85, FUEGO 1983-82, R12 1977-75, R15 1976-75, R17 1979-75, R18 1981, R181 1983-81, R5 1986; ROVER 3500 1980; SAAB 900 1986 1984-79, 95 1973-68, 96 1973-67, 99 1980-69, MONTE CARLO 1967, SONETT 1974-68; SUBARU BRAT 1980-78, DELUXE 1973-72, DL 1979-74, FE 1979, GF 1979-75, GL 1980-79 1975-72, GLF 1980, STAR 1972-71; SUZUKI FORSA 1988-85, SA310 1985; TOYOTA 2000GT 1968-67, CELICA 1974-71, CORONA 1971-67, CROWN 1966-64, LAND CRUISER 1966-65, PICKUP 1970-69, STOUT 1968-66; TRIUMPH TR250 1968, TR6 1976-69; VOLKSWAGEN 411 1972-71, 412 1974-73, CABRIOLET 1993-85, CORRADO 1992-90, DASHER 1980-75, GOLF 1992-88 1986-85, JETTA 1984-80, QUANTUM 1987-82, RABBIT 1984-80, RABBIT CONVERTIBLE 1984-80, RABBIT PICKUP 1983-80, SCIROCCO 1983-80; VOLVO 240 1993-90, 242 1984-76, 244 1989-76, 245 1988-76, 264 1981-80, 740 1992-85, 745 1985, 760 1987, 780 1991-89, 940 1995-91
BPR6EY BL12489		6	180	ATV - 2005 KAWASAKI, 2008-2007 MIDWEST, PE ENGINES - HONDA, GENERATOR - VARIOUS, LAWNMOWERS - VARIOUS BRANDS, AERATOR CLASSEN, HUSQVARNA, RYAN, AUGER EARTHQUAKE, BLOWER VARIOUS BRANDS, BROOM SIDEWINDER, CHIPPER BEAR CAT, CONVEYOR HUD-SON FOREST EQUIPMENT, CURB MAKER MILLER, TYGAR, DETHATCHER ELIET, HUSQVARNA, PARKER, EDGER VARIOUS BRANDS, HD SAW E-Z TRENCH, LOADER PARKER, LOG SPLITTER BACHTOLD BROS, EARTHQUAKE, TROY BILT, MISC EQUIPMENT VARIOUS BRANDS, MOWER ACREASE, BUSH HOG, PRESSURE WASHER DEVILBISS, PORTER CABLE, SHARK, TROY BILT, PUMP PACER PUMPS, SEEDER CLASSEN, HUSQVARNA, SHREDDER ELIET, SNOW THROWER HONDA, SPRAYER GNC INDUSTRIES, STRING TRIMMER VARIOUS BRANDS, STUMP GRINDER VARIOUS BRANDS, TILLER VARIOUS BRANDS, TRACTOR HONDA, TRENCHER DITCH WITCH, TRENCHMASTER, TURF EQUIPMENT VARIOUS BRANDS, VACUUM PARKER, WASHER EXCELL, WATER PUMP HONDA
BPR6EY-116261		4	120	CHEVROLET METRO 2000-98 1992, SPRINT 1992-87; CHRYSLER CONQUEST 1988-87; DODGE 2000 GTX 1990-89, CHALLENGER 1979-78, COLT 1991-79, CONQUEST 1986-84, D50 1982-79, MINI RAM 1986-84, POWER RAM 50 1986-83, RAIDER 1989-87, RAM 50 1993-83; EAGLE 2000 GTX 1993-91, SUMMIT 1990-89, TALON 1994-90; FORD ASPIRE 1997-94, FESTIVA 1993-88; GEO METRO 1997-89, STORM 1993-90; HONDA ACCORD 1985, CIVIC 1987-85, PRELUDE 1987-84; HYUNDAI ELANTRA 1995-92, EXCEL 1994-86, SCOUPE 1992-91, SONATA 1998-89; ISUZU AMIGO 1989, I-MARK 1989-81, IMPULSE 1989-83, PICKUP 1991-81, STYLUS 1993-91, TROOPER 1987-84; MAZDA MIZER 1976; MITSUBISHI CORDIA 1988-83, DIAMANTE 1996-92, ECLIPSE 1994-90, EXPO 1992, GALANT 1994 1992-89, MIGHTY MAX 1996-83, MIRAGE 1992-85, MONTERO 1989-86, PRECIS 1994-87, STARION 1988-83, TREDIA 1988-83, VAN 1990-87; NISSAN 200SX 1979-77, 280ZX 1983-80, 510 1979-78, 610 1976-75, 710 1977-75, 810 1981-80, MAXIMA 1984-81, PULSAR NX 1984-83, SENTRA 1988-87, STANZA 1983-82; PLYMOUTH ARROW 1980-78, ARROW PICKUP 1982-79, CHAMP 1982-79, COLT 1994-81 1979-76, CONQUEST 1986-84, HORIZON 1983, LASER 1994-90, SAPPORO 1979-78, TURISMO 1983; PONTIAC FIRE-FLY 2000-94 1991-87; SUBARU BRAT 1987-81, DL 1989-80, GL 1989-80, GL-10 1989-85, GLF 1982-80, JUSTY 1995 1990-87, LOYALE 1994-90, RX 1989-86, STANDARD 1987-76, XT 1991-85; SUZUKI SWIFT 1994-89
BPR6FS2623		10	200	I/O - 1979-1975 CHRYSLER, 1998-1972 CRUSADER, 2006 MERCURISER
BPR6HIX4085		4	120	BUICK SKYLARK 1962-61; CITROEN D SPECIAL 1972-70, D21 1972-68, DS21 1972-68, DS21 PALLAS 1972-68, ID19 1970-68; MERCEDES-BENZ 190B 1962-60, 190C 1965-63, 190SL 1963-60, 220 1965-60, 220S 1965-60, 220SE 1966-60; OLDSMOBILE CUTLASS 1963-62, JETFIRE 1962; OPEL 1900 1975-71, DELUXE 1971, KADETT 1972-67, MANTA 1975-71, OPEL 1973-69, RALLYE 1970-68; PORSCHE 356A 1959-55, 356B 1963-60, 356C 1965-64, 356SC 1965-64, CARRERA 1959-58; RENAULT LECAR 1978-77, R10 1969-67, R5 1976, R8 1966-63; SAAB 95 1968, 96 1968-67, MONTE CARLO 1967; TRIUMPH SPITFIRE 1967-63, TR3A 1961-60, TR3B 1962, TR4 1964-62, TR4A 1967-65; VOLVO 122 1966-59, 142 1974-69, 144 1974-69, 145 1974-69, 164 1975-70, 1800 1973 1968 1965-61, 242 1975, 244 1975, 245 1975, 445 1960-59, 544 1965-59, M/C - 1986-1984 YAMAHA, M/C - 1994-1982 HONDA, 2007 HYOSUNG, 2000-1997 PANDA, 1980-1977 SUZUKI, 2005-2000 UNITED MOTORS, 2006-1983 YAMAHA, I/O - 1984-1977 OMC, O/B - 2003-1991 EVINRUDE, 2003-1991 JOHNSON, 1981-1978 SPIRIT (SUZUKI)
BPR6HS7022		10	200	BUICK SKYLARK 1962-61; CITROEN D SPECIAL 1972-70, D21 1972-68, DS21 1972-68, DS21 PALLAS 1972-68, ID19 1970-68; MERCEDES-BENZ 190B 1962-60, 190C 1965-63, 190SL 1963-60, 220 1965-60, 220S 1965-60, 220SE 1966-60; OLDSMOBILE CUTLASS 1963-62, JETFIRE 1962; OPEL 1900 1975-71, DELUXE 1971, KADETT 1972-67, MANTA 1975-71, OPEL 1973-69, RALLYE 1970-68; PORSCHE 356A 1959-55, 356B 1963-60, 356C 1965-64, 356SC 1965-64, CARRERA 1959-58; RENAULT LECAR 1978-77, R10 1969-67, R5 1976, R8 1966-63; SAAB 95 1968, 96 1968-67, MONTE CARLO 1967; TRIUMPH SPITFIRE 1967-63, TR3A 1961-60, TR3B 1962, TR4 1964-62, TR4A 1967-65; VOLVO 122 1966-59, 142 1974-69, 144 1974-69, 145 1974-69, 164 1975-70, 1800 1973 1968 1965-61, 242 1975, 244 1975, 245 1975, 445 1960-59, 544 1965-59, M/C - 1985-1982 HONDA, 2007 HYOSUNG, 2000-1997 PANDA, 2005-2000 UNITED MOTORS, I/O - 1984-1977 OMC, O/B - 2003-1991 EVINRUDE, 2003-1991 JOHNSON, 1981-1978 SPIRIT (SUZUKI), PE ENGINES - KAWASAKI, C/SAW - STIHL, GENERATOR - VARIOUS BRANDS, AUGER STIHL, STRING TRIMMER STIHL, TILLER HONDA, KUBOTA, WATER PUMP YAMAHA, COMMERCIAL/INDUSTRIAL - CONTINENTAL
BPR6HS-102633		10	200	M/C - 1985-1979 HARLEY-DAVIDSON, 2001-1987 YAMAHA, O/B - 2002-1990 MARINER, 2006-1990 MERCURY, 2007-1997 NISSAN, 2007-1997 TOHATSU, PE ENGINES - KUBOTA, GENERATOR - HONDA, MISC EQUIPMENT PRO-CHOPPER
BPR6HSA4632		10	200	M/C - 1994-1985 HONDA

Spark Plug Primary Applications

PLUG NO.	STK NO.	BOX QTY	CASE QTY	PRINCIPLE APPLICATION
BPR7EIX4055		4	120	ALFA ROMEO 164 1993-91, BERLINA 1971-69, DUETTO 1600 1968-67, GIULIA 1967-64, GIULIA SPRINT 1968-67, GT VELOCE 1974-69, GTC 1964, GTV 1968-67, MILANO 1989-87, SPIDER 1994-69; AUDI 100 SERIES 1977-72, 5000 1985-84, QUATTRO 1986-83; FERRARI 308 GTB 1984-82 1980-75, 308 GTBI 1982-81, 308 GTS 1984-82 1980-77, 308 GTSI 1982-81, 365 GT 1970-68, 365 GT4 1976-73, 365 GT4 BB 1974, 365 GTB/4 1974-68, 365 GTC 1970-68, 365 GTC/4 1972-71, 365 GTS 1970-68, 365 GTS/4 1974-70, DINO 308 GT4 1979-73, GTO 1987-84; FIAT 850 1973-67; LAMBORGHINI 350GT 1966-64, 400GT 1968-66, COUNTACH 1982-81 1976-74, ESPADA 1978-68, ISLERO 1970-68, JARAMA 1976-70, MIURA 1972-66; LOTUS ELAN 1975-62, ESPRIT 1991-89, EUROPA 1975-67, SEVEN 1975-69; MASERATI 228i 1990-89, 425 1987-86, BITURBO 1987, MISTRAL 1970-68, SPYDER 1991-89 1987-86; MERCEDES-BENZ 300SL 1959-54; PEUGEOT 304 1972-71; PORSCHE 911 1983-80 1977-69, 924 1982-77, 944 1989, ATV - 1984-1982 YAMAHA, M/C - 2004-2000 BETAMOTOR, 1986-1976 BMW, 1982 KAWASAKI, 1993 MOTO GUZZI, 1995-1978 SUZUKI, 2007-1974 YAMAHA, PWC - 1998-1994 POLARIS
BPR7ES5534		4	120	ALFA ROMEO 164 1993-91, BERLINA 1971-69, DUETTO 1600 1968-67, GIULIA 1967-64, GIULIA SPRINT 1968-67, GT VELOCE 1974-69, GTC 1964, GTV 1968-67, MILANO 1989-87, SPIDER 1994-69; AUDI 100 SERIES 1977-72, 5000 1985-84, QUATTRO 1986-83; FERRARI 308 GTB 1984-82 1980-75, 308 GTBI 1982-81, 308 GTS 1984-82 1980-77, 308 GTSI 1982-81, 365 GT 1970-68, 365 GT4 1976-73, 365 GT4 BB 1974, 365 GTB/4 1974-68, 365 GTC 1970-68, 365 GTC/4 1972-71, 365 GTS 1970-68, 365 GTS/4 1974-70, DINO 308 GT4 1979-73, GTO 1987-84; FIAT 850 1973-67; LAMBORGHINI 350GT 1966-64, 400GT 1968-66, COUNTACH 1982-81 1976-74, ESPADA 1978-68, ISLERO 1970-68, JARAMA 1976-70, MIURA 1972-66; LOTUS ELAN 1975-62, ESPRIT 1991-89, EUROPA 1975-67, SEVEN 1975-69; MASERATI 228i 1990-89, 425 1987-86, BITURBO 1987, MISTRAL 1970-68, SPYDER 1991-89 1987-86; MERCEDES-BENZ 300SL 1959-54; PEUGEOT 304 1972-71; PORSCHE 911 1983-80 1977-69, 924 1982-77, 944 1989, ATV - 1989 HONDA, M/C - 2007-1991 YAMAHA, PWC - 1998-1994 POLARIS
BPR7ES3785 SOLID		4	120	HONDA CIVIC 1979-78, SOLID TERMINAL VERSION OF BPR7ES (STOCK #5534)
BPR7ES-117226		4	120	CHRYSLER CONQUEST 1989; DODGE COLT 1990-84; MITSUBISHI CORDIA 1988-84, MIRAGE 1988-85, STARION 1989, TREDIA 1988-84; PLYMOUTH COLT 1986-84
BPR7HIX5944		4	120	PORSCHE 912 1969-65; VOLVO 122 1968-67, 142 1968, 144 1968-67, 145 1968, 1800 1972-70 1967, ATV - 2005-2002 ARCTIC CAT, 2004-1999 BLANEY, 2002 BOMBARDIER, 2004 DRR, 2005-2002 ETON, 2004 HYOSUNG, 2006-2003 KAWASAKI, 2006-2001 POLARIS, 2005-1987 SUZUKI, M/C - 2004-2003 APRILIA, 1984-1972 DUCATI, 1971-1969 SUZUKI, 2006-1994 URAL AMERICA, 2008-1983 YAMAHA, 2004 YUMBO
BPR7HS6422		4	120	PORSCHE 912 1969-65; VOLVO 122 1968-67, 142 1968, 144 1968-67, 145 1968, 1800 1972-70 1967, ATV - 2005-2002 ARCTIC CAT, 2002 BOMBARDIER, 2005-2002 ETON, 2006-2003 KAWASAKI, 2006-2001 POLARIS, 2005-1996 SUZUKI, M/C - 2004-2003 APRILIA, 2008-1988 YAMAHA, 2004 YUMBO, O/B - 2001-1985 JOHNSON, 1988-1984 TANAKA
BPR7HS BLYB1503		6	180	ATV - 2005-2002 ARCTIC CAT, 2002 BOMBARDIER, 2005-2002 ETON, 2006-2003 KAWASAKI, 2006-2001 POLARIS, 2005-1996 SUZUKI, M/C - 2004-2003 APRILIA, 2008-1988 YAMAHA, 2004 YUMBO, O/B - 2001-1985 JOHNSON, 1988-1984 TANAKA
BPR7HS-101092		10	200	PWC - 1990-1989 POWER BOARD, O/B - 2002-1990 MARINER, 2006-1988 MERCURY, 2007-1997 NISSAN, 2002-1999 SUZUKI, 2007-1997 TOHATSU
BPR8EIX6684		4	120	PORSCHE 911 1986 1974 1971, ATV - 1984-1982 YAMAHA, M/C - 2004-2000 BETAMOTOR, 1986-1976 BMW, 1982 KAWASAKI, 1993 MOTO GUZZI, 1995-1978 SUZUKI, 2007-1974 YAMAHA, PWC - 1998-1994 POLARIS (COLDER HEAT RANGE THAN OE)
BPR8ES3923		4	120	FERRARI 275 GT 1968, 275 GTB 1968-64, 512 BB 1981-77, DINO 206 GT 1969-68, DINO 246 GT 1973-69, DINO 246 GTS 1973-72; MASERATI 430i 1990-89, BITURBO 1987-83; PORSCHE 911 1989-81 1977-70, 930 1979-78, M/C - 1986 YAMAHA, PWC - 2004-1996 POLARIS
BPR8ES-693427		4	120	PE ENGINES - KAWASAKI
BPR8HIX6742		4	120	M/C - 2006-2002 APRILIA, 1997-1994 CAGIVA, 2001-1999 URAL AMERICA
BPR8HS3725		10	200	M/C - 2006-2002 APRILIA, 1997-1994 CAGIVA
BPR9EIX6853		4	120	SNOW - 2007-1998 POLARIS
BPR9ES7788		4	120	SNOW - 2007-1998 POLARIS
BPR9ES BLYB1508		6	180	SNOW - 2007-1998 POLARIS
BPZ8H-N-104495		10	200	O/B - 2006-1994 MERCURY
BPZ8H-N-101018 S25		25	100	O/B - 2006-1994 MERCURY
BPZ8HS-103133		10	200	I/O - 2006-2000 MERCURY, O/B - 2003-1985 EVINRUDE, 2006-1985 JOHNSON, 2001-2000 MARINER, 2006-2000 MERCURY
BPZ8HS-101506 BLYB		6	180	I/O - 2006-2000 MERCURY, O/B - 2003-1985 EVINRUDE, 2006-1985 JOHNSON, 2001-2000 MARINER, 2006-2000 MERCURY
BPZ8HS-101107 S25		25	100	I/O - 2006-2000 MERCURY, O/B - 2003-1985 EVINRUDE, 2006-1985 JOHNSON, 2001-2000 MARINER, 2006-2000 MERCURY
BPZ8HS-153180		10	200	O/B - 2006-2001 MERCURY
BR10ECM4234		10	200	M/C - 2006-2003 KTM
BR10ECMIX3006		4	120	M/C - 2006-2003 KTM
BR10ECS5940 SOLID		10	200	SNOW - 2008 SKI-DOO, 1999-1998 YAMAHA
BR10EG3830		4	120	M/C - 1998-1993 APRILIA, 2007-1986 HONDA, 2009-2000 KAWASAKI, 1997-1995 KTM, 2005-2004 SUZUKI, 2006-2000 YAMAHA
BR10EG3993 SOLID		4	120	RACING USE
BR10EIX6801		4	120	M/C - 2006-1985 APRILIA, 2003-1999 ATK, 1985-1983 CAN AM, 2007-1986 HONDA, 1990-1970 KAWASAKI, 1997-1984 KTM, 2007-1986 SUZUKI, 2006-1976 YAMAHA, SNOW - 1989-1981 ARCTIC CAT
BR10EIX6957 SOLID		4	120	M/C - 2009-2000 KAWASAKI, SNOW - 2000-1986 ARCTIC CAT, 2000-1978 SKI-DOO, SNOW - 1989-1988 ARCTIC CAT
BR10ES4832		4	120	M/C - 2007-1997 SUZUKI
BR10ES4684 SOLID		4	120	SNOW - 2000-1986 ARCTIC CAT, 2000-1978 SKI-DOO
BR10EYA7613		10	200	PWC - 1999-1997 ARCTIC CAT (TIGERSHARK), SNOW - 2008-1998 ARCTIC CAT (COLDER HEAT RANGE THAN OE)
BR10HIX6692		4	120	M/C - 1975-1970 KAWASAKI

Spark Plug Primary Applications

PLUG NO.	STK NO.	BOX QTY	CASE QTY	PRINCIPLE APPLICATION
BR2-LM5798		10	200	ATV - 2004 TRAILSPOUR, PE ENGINES - KUBOTA, GENERATOR - COLEMAN, HOMELITE, KOHLER, SEARS/CRAFTSMAN, WINCHARGER, WINPOWER, LAWNMOWER - VARIOUS BRANDS, AERATOR CLASSEN, HUSQVARNA, AIR COMPRESSOR DEVILBISS, AUGER HOFFCO, BLOWER VARIOUS BRANDS, BROOM ARIENS, JACOBSEN, RYAN, CHIPPER VARIOUS BRANDS, DETHATCHER HUSQVARNA, PARKER, EDGER VARIOUS BRANDS, LOADER PARKER, LOG SPLITTER EARTHQUAKE, INTERNATIONAL, MISC EQUIPMENT AGRI-FAB, HUD-SON FOREST, PARKER, MOWER ACREASE, KEE, SNAPPER, PRESSURE WASHER VARIOUS BRANDS, SEEDER HUSQVARNA, SNOW THROWER VARIOUS BRANDS, STRING TRIMMER ARIENS, HOFFCO, TROY BILT, YARDMAN, TILLER VARIOUS BRANDS, VACUUM PARKER, SEARS, WASHER EXCELL
BR2-LM BLYB6787		6	180	ATV - 2004 TRAILSPOUR, PE ENGINES - KUBOTA, GENERATOR - COLEMAN, HOMELITE, KOHLER, SEARS/CRAFTSMAN, WINCHARGER, WINPOWER, LAWNMOWER - VARIOUS BRANDS, AERATOR CLASSEN, HUSQVARNA, AIR COMPRESSOR DEVILBISS, AUGER HOFFCO, BLOWER VARIOUS BRANDS, BROOM ARIENS, JACOBSEN, RYAN, CHIPPER VARIOUS BRANDS, DETHATCHER HUSQVARNA, PARKER, EDGER VARIOUS BRANDS, LOADER PARKER, LOG SPLITTER EARTHQUAKE, INTERNATIONAL, MISC EQUIPMENT AGRI-FAB, HUD-SON FOREST, PARKER, MOWER ACREASE, KEE, SNAPPER, PRESSURE WASHER VARIOUS BRANDS, SEEDER HUSQVARNA, SNOW THROWER VARIOUS BRANDS, STRING TRIMMER ARIENS, HOFFCO, TROY BILT, YARDMAN, TILLER VARIOUS BRANDS, VACUUM PARKER, SEARS, WASHER EXCELL
BR2-LM3841 SOLID		10	200	SOLID TERMINAL VERSION OF BR2-LM (STOCK #5798)
BR4ES1097		4	120	GOLF CART - YAMAHA, LAWNMOWER - YAMAHA
BR4HS3322		10	200	PE ENGINES - B&S, KOHLER, GENERATOR - HONDA, JOHN DEERE, KAWASAKI, LAWNMOWER - HONDA, MAXIM MFG, BLOWER YARD VAC, SNOW THROWER HONDA, TILLER HONDA, UTILITY VEHICLE JOHN DEERE, WATER PUMP HONDA, YAMAHA, COMMERCIAL/INDUSTRIAL - KUBOTA, FARM - KUBOTA, LIFT TRUCKS - KUBOTA
BR4-LM4133		10	200	PE ENGINES - CLINTON, LAUSON, ONAN, GENERATOR - GENERAC, LAWNMOWER - BUNTON, EATON, GILSON, LANDMARK, SEARS, AUGER LITTLE BEAVER, SEARS, BLOWER MTD, CHIPPER BAKER, SIMPLICITY, MISC EQUIPMENT TORO, MOWER KEE, SNOW THROWER HOMELITE, JACOBSEN, SIMPLICITY, WHITE, SPRAYER DOBBINS, STRING TRIMMER HOFFCO, WEED EATER, TILLER MURRAY, ROTO-HOE, SNAPPER
BR5ES5866		4	120	CHEVROLET BLAZER 1969, C20 PICKUP 1965-64 1962, C30 PICKUP 1965-64 1962, CORVETTE 1969, K20 PICKUP 1965-64 1962, P20 SERIES 1965-64 1962, P30 SERIES 1965-64 1962, SUBURBAN 1965-64 1962; NISSAN 320 1965-61, 411 1967-66, 520 PICKUP 1968-65; VOLKSWAGEN CAMPMOBILE 1974-72, TRANSPORTER 1979-72, VANAGON 1983-80, GENERATOR - YAMAHA, COMMERCIAL/INDUSTRIAL - CHRYSLER, FARM - FORD
BR5HS3722		10	200	CHEVROLET CORVAIR 1969-60; VOLKSWAGEN BEETLE 1953-50, TRANSPORTER 1972-67 1953-50, O/B - 1976-1965 CHRYSLER, 1981-1977 SPIRIT (SUZUKI)
BR6EB-L-116931		4	120	HONDA ACCORD 1983-81, PRELUDE 1982-81
BR6EF3177		10	200	JAGUAR XJ12 1996-94, XJRS 1993, XJS 1995
BR6ES4922		4	120	CHEVROLET C10 PICKUP 1969-63, C10 SUBURBAN 1969-68, C20 PICKUP 1969-61, C20 SUBURBAN 1969-68, C30 PICKUP 1969-61, CORVETTE 1965, K10 PICKUP 1966-64, K20 PICKUP 1967-64 1962-61, K20 SUBURBAN 1969-68, K30 PICKUP 1969-68, P10 SERIES 1967, P20 SERIES 1967-64 1962-61, P20 VAN 1969-68, P30 SERIES 1967-64 1962-61, P30 VAN 1969-68, SUBURBAN 1967-61; GMC C15/C1500 PICKUP 1969-67, C15/C1500 SUBURBAN 1969-68, C25/C2500 PICKUP 1969-67, C25/C2500 SUBURBAN 1969-68, C35/C3500 PICKUP 1969-67, K15/K1500 PICKUP 1967, K15/K1500 SUBURBAN 1968, K25/K2500 PICKUP 1967, K25/K2500 SUBURBAN 1969-68, K35/K3500 PICKUP 1969-68, P15/P1500 VAN 1967, P25/P2500 VAN 1969-67, P35/P3500 VAN 1969-67, PB15 SERIES 1966, PB25 SERIES 1966, SUBURBAN 1967-66; HONDA ACCORD 1978-76, CIVIC 1979-75; MG MGA 1962-60 1958-56, ZB 1958-57; MORRIS MINOR 1971-70; NISSAN 1600 1970-66, 280Z 1976-75, 411 1967, 510 1973-68, 521 PICKUP 1972-69, 610 1973, 620 PICKUP 1974-72; PORSCHE 914 1976-70; RENAULT R12 1974-71, R15 1974-72, R16 1972-69, R17 1974 1972; ROLLS ROYCE SILVER CLOUD 1956-55; VOLKSWAGEN TRANSPORTER 1991-85 1973, VANAGON 1991-83, M/C - 2004-1997 MONTESA, 1984 YAMAHA, SNOW - 2009-2003 POLARIS, I/O - TO - 1974 CHRYSLER, 1978-1975 MARINE POWER, PE ENGINES - CLINTON, KOHLER, ONAN, U.S. MOTOR POWER, GENERATOR - ARCTIC CAT, COLEMAN, DYNA, MAKITA, ONAN, LAWNMOWER - AGCO ALLIS, SNAPPER, SWISH-ERR, AUGER HOFFCO, CHIPPER BAKER, SIMPLICITY, YARDMAN, MISC EQUIPMENT CASE, PUMP POLARIS, SNOW THROWER VARIOUS BRANDS, TILLER ARIENS, MURRAY, YARD MACHINE, UTILITY VEHICLE KEN-BAR, COMMERCIAL/INDUSTRIAL - CHRYSLER, FARM - MASSEY-FERGUSON, NEW IDEA, LIFT TRUCKS - GEHL, HYDRA MAC, INTERNATIONAL, NAMCO
BR6ES-113824		4	120	WIDE GAP VERSION OF BR6ES (STOCK #4922)
BR6FIX2318		4	120	I/O - TO 1997 INDMAR, 2000-1999 KODIAK, 2000-1975 MARINE POWER, 2006-2000 MERCURUISER, 1993-1982 OMC
BR6FS4323		10	200	I/O - TO 1997 INDMAR, 2000-1999 KODIAK, 2000-1975 MARINE POWER, 2006-2000 MERCURUISER, 1993-1982 OMC
BR6FS S25708		25	100	I/O - TO 1997 INDMAR, 2000-1999 KODIAK, 2000-1975 MARINE POWER, 2006-2000 MERCURUISER, 1993-1982 OMC
BR6HIX3419		4	120	ASTON MARTIN DB 1959-57, DB2-4 1957-53, DB3 1956-53, DBD 1959-58; CHEVROLET CORVAIR 1965-62; VOLKSWAGEN BEETLE 1979-54, CAMPMOBILE 1971-68, FASTBACK 1973-66, KARMANN GHIA 1974-56, SQUAREBACK 1973-66, SUPER BEETLE 1980-71, THING 1974-73, TRANSPORTER 1966-54, M/C - 2001-1993 HONDA, 1984-1982 ITAL JET, 1997 KTM, 1982-1972 YAMAHA, SNOW - 2000-1972 ARCTIC CAT, O/B - 1986-1968 CHRYSLER, CLINTON, 2001-1977 EVINRUDE, 1999-1984 FORCE (U.S. MARINE), 2005-1977 JOHNSON, 1979-1976 MERCURY, 1981-1976 SPIRIT (SUZUKI), 1987-1977 SUZUKI, 2005-1999 YAMAHA
BR6HS3922		10	200	ASTON MARTIN DB 1959-57, DB2-4 1957-53, DB3 1956-53, DBD 1959-58; CHEVROLET CORVAIR 1965-62; VOLKSWAGEN BEETLE 1979-54, CAMPMOBILE 1971-68, FASTBACK 1973-66, KARMANN GHIA 1974-56, SQUAREBACK 1973-66, SUPER BEETLE 1980-71, THING 1974-73, TRANSPORTER 1966-54, SNOW - 2000-1972 ARCTIC CAT, O/B - 1986-1968 CHRYSLER, CLINTON, 2001-1977 EVINRUDE, 2005-1977 JOHNSON, 1979-1976 MERCURY, 1981-1976 SPIRIT (SUZUKI), 2005-1999 YAMAHA, PE ENGINES - KUBOTA, GENERATOR - VARIOUS BRANDS, LAWNMOWER - ARIENS, FMC, MCLANE, SNAPPER, AUGER U. S. MOTOR POWER, BLOWER YARD VAC, COMPOSTER SEARS, HD SAW U. S. MOTOR POWER, MISC EQUIPMENT U. S. MOTOR POWER, PRESSURE WASHER SHARK, PUMP HOMELITE, POLARIS, SNOW THROWER BOLENS, US MOTOR POWER, YARDMAN, SPRAYER GNC INDUSTRIES, TILLER HONDA, VACUUM PARKER, WATER PUMP U. S. MOTOR POWER, COMMERCIAL/INDUSTRIAL - SUBARU-ROBIN
BR6HS BLYB1507		6	180	SNOW - 2000-1972 ARCTIC CAT, O/B - 1986-1968 CHRYSLER, CLINTON, 2001-1977 EVINRUDE, 2005-1977 JOHNSON, 1979-1976 MERCURY, 1981-1976 SPIRIT (SUZUKI), 2005-1999 YAMAHA, PE ENGINES - KUBOTA, GENERATOR - VARIOUS BRANDS, LAWNMOWER - ARIENS, FMC, MCLANE, SNAPPER, AUGER U. S. MOTOR POWER, BLOWER YARD VAC, COMPOSTER SEARS, HD SAW U. S. MOTOR POWER, MISC EQUIPMENT U. S. MOTOR POWER, PRESSURE WASHER SHARK, PUMP HOMELITE, POLARIS, SNOW THROWER BOLENS, US MOTOR POWER, YARDMAN, SPRAYER GNC INDUSTRIES, TILLER HONDA, VACUUM PARKER, WATER PUMP U. S. MOTOR POWER, COMMERCIAL/INDUSTRIAL - SUBARU-ROBIN
BR6HS-101090		10	200	O/B - 2002-1993 SUZUKI, 2005-2001 YAMAHA
BR6HSA4296		10	200	M/C - 2001-1993 HONDA

Spark Plug Primary Applications

PLUG NO.	STK NO.	BOX QTY	CASE QTY	PRINCIPLE APPLICATION
BR6S3522	10	200	200	CHEVROLET BEL AIR 1970-1968-62, BISCAYNE 1970, BLAZER 1970-69, BROOKWOOD 1970, C10 PICKUP 1970-61, C10 SUBURBAN 1970-68, C20 PICKUP 1970-61, C20 SUBURBAN 1970-68, C30 PICKUP 1970-61, CAPRICE 1970, CHEVELLE 1970, CORVETTE 1968-53, EL CAMINO 1970-64, G10 VAN 1970-69, G20 VAN 1970-69, IMPALA 1970, K10 PICKUP 1970-61, K10 SUBURBAN 1970-68, K20 PICKUP 1970-61, K20 SUBURBAN 1970-68, K30 PICKUP 1970-68, KINGSWOOD 1970, MONTE CARLO 1970, P10 SERIES 1962, P20 SERIES 1962-61, P20 VAN 1970-69, P30 SERIES 1962-61, P30 VAN 1970-69, SUBURBAN 1967-61; DODGE CORONET 1952-49, CUSTOM 1948-46, DELUXE 1948-46, M300 1968, MEADOWBROOK 1952-49, WAYFARER 1952-49, WM300 PICKUP 1967; GMC C15/C1500 PICKUP 1970-67, C15/C1500 SUBURBAN 1970-68, C25/C2500 PICKUP 1970-67, C25/C2500 SUBURBAN 1970-68, C35/C3500 PICKUP 1970-67, G15/G1500 VAN 1970-69 1967, G25/G2500 VAN 1970-69 1967, G35/G3500 VAN 1967, JIMMY 1970, K15/K1500 PICKUP 1970-67, K15/K1500 SUBURBAN 1970-68, K25/K2500 PICKUP 1970-67, K25/K2500 SUBURBAN 1970-68, K35/K3500 PICKUP 1970-67, P15/P1500 VAN 1967, P25/P2500 VAN 1970-69 1967, P35/P3500 VAN 1970-69 1967, SUBURBAN 1967; JEEP CJ3 1960-59, CJ5 1971-68 1960-59, CJ6 1971-68 1960-59, COMMANDO 1967, DISPATCHER 1967-61, DJ3 1960-59, DJ5 1971-67, F4-134 1960, FC150 1966-60, FC170 1966-63, JEEPSTER 1971-67, UNIVERSAL 1967-61, UTILITY 1962-61; PLYMOUTH BELVEDERE 1959-57, DELUXE 1950-49, FURY 1959-57, PLAZA 1958-57, SAVOY 1959-57, SUBURBAN 1959-57 1950-49; PONTIAC LEMANS 1966, TEMPEST 1966, O/B - 1967-1965 CHRYSLER, 1991-1976 CLINTON, ELGIN, 1978-1961 ESKA, SEARS, PE ENGINES - KUBOTA, C/SAW - DANARM, PARTNER, GENERATOR - CATERPILLAR, COLEMAN, CONSTRUCTION MACHINERY CO, DUPLEX, GENERAC, HOBART, HOMELITE, JOHN DEERE, KAWASAKI, KINGSTON, KOHLER, MCCULLOCH, MITSUBISHI, OVERLITE, WINCHARGER, LAWNMOWER - AMERICAN YARD PRODUCTS, CASTEL GARDEN, CHIEF, CLINTON, DAYTON, DR TRIMMER/MULCHER, DUNLAP, EXCELLO, FMC, GRAZER, INGERSOLL, JOHN DEERE, LAWN ROV'R, LAWNBOY, LAWNROWER, MARAUDER, MOWAMATIC, RPM, SCHWEISS MAGNUM, AUGER EARTH KING, JIFFY, BLOWER LIT-R-BLO, RED MAX, BROOM LO-BLO, CHIPPER HABAN, LINDIG, COMPOSTER SUNBEAM, WARDS, DETHATCHER LAMBERT, HD SAW U. S. MOTOR POWER, INC, MISC EQUIPMENT VARIOUS BRANDS, MOWER BUNTON, BUSH HOG, PUMP HOMELITE, SHREDDER MIGHTY MAC, SNOW THROWER VARIOUS BRANDS, SPRAYER HUDSON, SMITHCO, STRING TRIMMER VARIOUS BRANDS, TILLER VARIOUS BRANDS, TRACTOR TILLSMITH, WATER PUMP U. S. MOTOR POWER, INC, COMMERCIAL/INDUSTRIAL - CHRYSLER, DECO-GRAND, HERCULES, FARM - COCKSHUTT, MINNEAPOLIS-MOLINE, OLIVER, LIFT TRUCKS - CHAMP, CLARK, HOUGH, SILENT HOIST, SPEED LIFT, SPEEDLOADER, TOW MOTOR, WHITEMAN, YALE
BR7EF3346	10	200	200	JAGUAR XJ12 1992-91, XJS 1994 1992-91
BR7EFS1094	10	200	200	JAGUAR XJ12 1990-89, XJS 1990-89
BR7EIX6664	4	120	120	HONDA ACCORD 1979, PRELUDE 1980-79; MG MGA 1959; PORSCHE 911 1973 1967-65, ATV - 1990-1977 HONDA, 1984-1981 KAWASAKI, M/C - 1978-1973 HONDA, TO-1971 HUSQVARNA, 1977-1976 ITAL JET, 1983-1966 KAWASAKI, 2004-1972 SUZUKI, 2000-1974 YAMAHA, PWC - 1997-1988 BOMBARDIER (SEA-DOO), 1996-1974 KAWASAKI (JET-SKI), SNOW - 1983-1976 MOTO-SKI, 1980-1979 SCORPION, 1987-1983 SKI-DOO, I/O - 1974-1971 FLAGSHIP
BR7ES5122	4	120	120	HONDA ACCORD 1979, PRELUDE 1980-79; MG MGA 1959; PORSCHE 911 1973 1967-65, ATV - 1990-1977 HONDA, M/C - 2009-2005 KTM, 2004-1996 SUZUKI, 2000 YAMAHA, PWC - 1997-1988 BOMBARDIER (SEA-DOO), SNOW - 1983-1976 MOTO-SKI, 1980 SCORPION, 1987-1982 SKI-DOO, PE ENGINES - B&S, KOHLER, KUBOTA, GENERATOR - WINCO, LAWNMOWER - SIMPLICITY, TORO, CHIPPER YARD MACHINE, LOG SPLITTER YARD MACHINE, TILLER YARD MACHINE
BR7ES SOLID6615	4	120	120	PWC - 1996-1976 KAWASAKI (JET-SKI)
BR7ET5877	4	120	120	MAZDA COSMO 1978-76, R100 1972-70, ROTARY PICKUP 1977-74, RX-2 1974-70, RX-3 1978-72, RX-4 1978-74, RX-7 1979
BR7HIX7067	4	120	120	SUBARU 360 1970-68, ATV - 2002-1998 ATK, M/C - 2005-1993 APRILIA, 2003-1999 ATK, 2004-2000 BETAMOTOR, 2004-2002 BLANEY, 2002 DRR, 1985-1979 DUCATI, 1996-1991 HONDA, 2003-1999 HUSQVARNA, 1953-1936 INDIAN, 1987-1965 KAWASAKI, 1995-1994 KTM, 2004 LEM, 1998-1995 PUCH, 1980-1969 SUZUKI, 2001-1971 YAMAHA, PWC - 1997-1980 SURF JET, 2008-1987 YAMAHA, SNOW - 1979-1973 MOTO-SKI, 1982-1970 SKI-DOO, I/O - 1990-1978 HARDIN, O/B - 2003-1977 EVINRUDE, 1999-1984 FORCE (U.S. MARINE), 2005-1977 JOHNSON, 1982-1980 MERCURY, 1981-1976 SPIRIT (SUZUKI), 1974-1973 VOLVO PENTA, 2004-1996 YAMAHA
BR7HS4122	10	200	200	M/C - 2005-1993 APRILIA, 1996-1991 HONDA, 2003-1999 HUSQVARNA, 2001-1991 YAMAHA, PWC - 2001-1997 YAMAHA, O/B - 2003-1977 EVINRUDE, 2006-1978 JOHNSON, 1981-1976 SPIRIT (SUZUKI), 2004-1996 YAMAHA, PE ENGINES - KOHLER, LAWNMOWER - SOLO, WATER PUMP YAMAHA
BR7HS BLYB1445	6	180	180	M/C - 2005-1993 APRILIA, 1996-1991 HONDA, 2003-1999 HUSQVARNA, 2001-1991 YAMAHA, PWC - 2001-1997 YAMAHA, O/B - 2003-1977 EVINRUDE, 2006-1978 JOHNSON, 1981-1976 SPIRIT (SUZUKI), 2004-1996 YAMAHA, PE ENGINES - KOHLER, LAWNMOWER - SOLO, WATER PUMP YAMAHA
BR7HS S251207	25	100	100	M/C - 2005-1993 APRILIA, 1996-1991 HONDA, 2003-1999 HUSQVARNA, 2001-1991 YAMAHA, PWC - 2001-1997 YAMAHA, O/B - 2003-1977 EVINRUDE, 2006-1978 JOHNSON, 1981-1976 SPIRIT (SUZUKI), 2004-1996 YAMAHA, PE ENGINES - KOHLER, LAWNMOWER - SOLO, WATER PUMP YAMAHA
BR7HS-101098	10	200	200	O/B - 2007-1997 NISSAN, 2000-1977 SUZUKI, 2007-1996 TOHATSU, 2005-1984 YAMAHA
BR7HS-101113 S25	25	100	100	O/B - 2007-1997 NISSAN, 2000-1977 SUZUKI, 2007-1996 TOHATSU, 2005-1984 YAMAHA
BR8ECM3035	10	200	200	M/C - 2007-2005 KAWASAKI, 2008-1997 KTM
BR8ECMIX3520	4	120	120	M/C - 2007-2005 KAWASAKI, 2008-1997 KTM
BR8ECS4172	10	200	200	SNOW - 2008-2005 SKI-DOO
BR8ECSIX5886	4	120	120	SNOW - 2008-2005 SKI-DOO
BR8EG3130	4	120	120	M/C - 2003-2001 CAGIVA, 2005-2000 GAS GAS, 2004-1982 HONDA, 2006-2002 HUSQVARNA, 1996 KTM, 2007-2001 SUZUKI, 2006-1996 YAMAHA
BR8EG SOLID3992	4	120	120	ATV - 2005-2003 GAS GAS, M/C - 2004-1998 KAWASAKI, 2008-1998 KTM
BR8EIX5044	4	120	120	FERRARI 512 BB 1985-82; LAMBORGHINI COUNTACH 1985-82, JALPA 1988-82, SILHOUETTE 1977-76, URRACO 1976-74; PORSCHE 911 1971-70 1968; RENAULT FUEGO 1984-82, R17 1974-73, ATV - 1986-1981 HONDA, 1988-1982 KAWASAKI, 2006-1985 YAMAHA, M/C - 2006-1996 APRILIA, 2003-1995 ATK, 2003-2001 CAGIVA, 1982-1980 CAN AM, 2005-1997 GAS GAS, 1974-1973 HARLEY-DAVIDSON, 2004-1965 HONDA, 2006-1981 HUSQVARNA, 1982-1981 ITAL JET, 2005-1973 KAWASAKI, 2006 KTM, 1996-1977 MAICO, 2006-2004 MOTO GUZZI, 2007-1971 SUZUKI, 2006-1971 YAMAHA, SNOW - 1990-1974 ARCTIC CAT, 1979-1973 MOTO-SKI, 1978-1973 SKI-DOO, 1975 SNO JET, O/B - 1996 EMERALD BAY
BR8EIX6747 SOLID	4	120	120	ATV - 2005-2003 GAS GAS, 2006-1985 POLARIS, M/C - 2006-1994 KAWASAKI, 2008-1998 KTM, PWC - 2002-2001 AQUAJET (JET BIKE), 2004-1993 BOMBARDIER (SEA-DOO), 2009-1982 KAWASAKI (JET-SKI), 1993-1985 MASTERCRAFT (WET-JET), 2005-1998 YAMAHA, SNOW - 1992-1977 ARCTIC CAT, 1983-1973 MOTO-SKI, 2008-1985 POLARIS, 2004 REDLINE, 1995-1973 SKI-DOO, 1990-1989 YAMAHA
BR8EQ-142329	4	120	120	MAZDA RX-7 1985-81
BR8ES5422	4	120	120	PORSCHE 911 1971-70 1968; RENAULT FUEGO 1984-82, R17 1974-73, M/C - 2006-1996 APRILIA, 2005-1997 GAS GAS, 1990 HONDA, 2005-1983 KAWASAKI, 2006 KTM, 2006-2004 MOTO GUZZI, 1985-1983 YAMAHA, SNOW - 1990-1974 ARCTIC CAT, 1979-1973 MOTO-SKI, 1978-1973 SKI-DOO

Spark Plug Primary Applications

PLUG NO.	STK NO.	BOX QTY	CASE QTY	PRINCIPLE APPLICATION
BR8ES BLYB1463		6	180	M/C - 2006-1996 APRILIA, 2005-1997 GAS GAS, 1990 HONDA, 2005-1983 KAWASAKI, 2006 KTM, 2006-2004 MOTO GUZZI, 1985-1983 YAMAHA, SNOW - 1990-1974 ARCTIC CAT, 1979-1973 MOTO-SKI, 1978-1973 SKI-DOO
BR8ES S25713		25	100	ATV - 2006-1985 POLARIS, 1986-1981 HONDA, 2006-1987 YAMAHA, M/C - 2006-1997 KAWASAKI, PWC - 2002-2001 AQUAJET (JET BIKE), 2004-1993 BOMBARDIER (SEA-DOO), 2009-1982 KAWASAKI (JET-SKI), 1994-1985 MASTERCRAFT (WET-JET), 2005-1998 YAMAHA, SNOW - 1991-1977 ARCTIC CAT, 1983-1973 MOTO-SKI, 2008-1985 POLARIS, 2004 REDLINE, 1995-1973 SKI-DOO, 1990-1989 YAMAHA
BR8ES SOLID3961		4	120	ATV - 2006-1985 POLARIS, 1986-1981 HONDA, 2006-1987 YAMAHA, M/C - 2006-1997 KAWASAKI, PWC - 2002-2001 AQUAJET (JET BIKE), 2004-1993 BOMBARDIER (SEA-DOO), 2009-1982 KAWASAKI (JET-SKI), 1994-1985 MASTERCRAFT (WET-JET), 2005-1998 YAMAHA, SNOW - 1991-1977 ARCTIC CAT, 1983-1973 MOTO-SKI, 2008-1985 POLARIS, 2004 REDLINE, 1995-1973 SKI-DOO, 1990-1989 YAMAHA
BR8ES-117986		4	120	PWC - 2005-2004 BOMBARDIER (SEA-DOO), 2008-1999 YAMAHA, I/O - 2001-2000 YAMAHA
BR8ET6612		4	120	MAZDA RX-7 1980
BR8HCS-101157		10	200	O/B - 1997-1989 SUZUKI
BR8HIX7001		4	120	ATV - 2007-2002 KYMCO, 2004-1997 LEM, 2004 UNISON, 2005-2000 UNITED MOTORS, M/C - 2003-1996 APRILIA, 1982 HONDA, 1976-1975 ITAL JET, 1979-1968 KAWASAKI, 2002-1979 KTM, 1983-1970 SUZUKI, 2001-1969 YAMAHA, PWC - 1997-1995 MASTERCRAFT (WET-JET), 2005-1990 YAMAHA, SNOW - 1979-1974 MOTO-SKI, 1979-1970 SKI-DOO, 2008-1977 YAMAHA, I/O - 2005-1996 YAMAHA, O/B - 2001-1981 MARINER, 2006-1995 MERCURY, 1979-1968 SEA KING (WARDS), SEARS, 1981-1977 SPIRIT (SUZUKI), 2000-1978 SUZUKI, 1976-1971 VOLVO PENTA, 1971-1968 WIZARD, 2001-1989 YAMAHA
BR8HS4322		4	120	ATV - 2004-1997 LEM, 2004 UNISON, 2005-2000 UNITED MOTORS, M/C - 2003-1996 APRILIA, 1982 HONDA, 2001-1998 YAMAHA, PWC - 1997-1995 MASTERCRAFT (WET-JET), 2005-1990 YAMAHA, SNOW - 1998-1982 YAMAHA, I/O - 2005-1996 YAMAHA, O/B - 2001-1994 MARINER, 2006-1995 MERCURY, 1981-1977 SPIRIT (SUZUKI), 2000-1980 SUZUKI
BR8HS BLYB1466		6	180	ATV - 2004-1997 LEM, 2004 UNISON, 2005-2000 UNITED MOTORS, M/C - 2003-1996 APRILIA, 1982 HONDA, 2001-1998 YAMAHA, PWC - 1997-1995 MASTERCRAFT (WET-JET), 2005-1990 YAMAHA, SNOW - 1998-1982 YAMAHA, I/O - 2005-1996 YAMAHA, O/B - 2001-1994 MARINER, 2006-1995 MERCURY, 1981-1977 SPIRIT (SUZUKI), 2000-1980 SUZUKI
BR8HS SOLID6715		10	200	M/C - 2002-2000 KTM, SNOW - 2008-1999 YAMAHA
BR8HS-101134		10	200	PWC - 1992 ULTRANAUTICS, O/B - 2007-1997 NISSAN, 2003-1986 SUZUKI, 2007-1997 TOHATSU
BR8HS-101468 BLYB		6	180	PWC - 1992 ULTRANAUTICS, O/B - 2007-1997 NISSAN, 2003-1986 SUZUKI, 2007-1997 TOHATSU
BR8HS-10709 S25		25	100	ATV - 2004-1997 LEM, 2004 UNISON, 2005-2000 UNITED MOTORS, M/C - 2003-1996 APRILIA, 1982 HONDA, 2001-1998 YAMAHA, PWC - 1997-1995 MASTERCRAFT (WET-JET), 2005-1990 YAMAHA, SNOW - 1998-1982 YAMAHA, I/O - 2005-1996 YAMAHA, O/B - 2001-1994 MARINER, 2006-1995 MERCURY, 1981-1977 SPIRIT (SUZUKI), 2000-1980 SUZUKI
BR8HSA5539		10	200	ATV - 2007-2002 KYMCO, M/C - 2006 KYMCO, 2006 UNITED MOTORS
BR9ECM3252		10	200	M/C - 2003-1995 APRILIA
BR9ECMIX2707		4	120	M/C - 2003-1995 APRILIA
BR9ECS4677		10	200	SNOW - 2008 SKI-DOO, 2002-1996 YAMAHA
BR9ECS-56669		10	200	SNOW - 2006-2002 SKI-DOO
BR9ECSIX5438		4	120	SNOW - 2008 SKI-DOO, 2002-1996 YAMAHA
BR9ECSIX-56014		4	120	SNOW - 2006-2002 SKI-DOO
BR9EG3230		4	120	M/C - 2005 GAS GAS, 2007-1982 HONDA, 2006-1998 HUSQVARNA, 2003-1994 KTM, 2005-1992 YAMAHA
BR9EG SOLID4015		4	120	RACING USE
BR9EG-N-82689		4	120	M/C - 2007-2005 HONDA
BR9EIX3981		4	120	ATV - 1988-1982 HONDA, M/C - 2006-1982 APRILIA, 2004-2001 BETAMOTOR, 1997-1994 CAGIVA, 1987-1977 CAN AM, 1999-1998 COBRA, 2005-2001 GAS GAS, 2007-1973 HONDA, 2006-1990 HUSQVARNA, 1998-1974 KAWASAKI, 2004-1980 KTM, 1997-1992 MAICO, 2006-2001 SHERCO, 1998-1975 SUZUKI, 2003-1994 TM, 2006-1972 YAMAHA, PWC - 1999-1993 ARCTIC CAT (TIGERSHARK), 2006-1995 KAWASAKI (JET-SKI), 2004-1998 POLARIS, SNOW - 1997-1973 ARCTIC CAT, 1982-1981 JOHN DEERE, 1978 SCORPION, 1976 SNO JET, 1981-1976 YAMAHA
BR9EIX3089 SOLID		4	120	PWC - 1999-1993 ARCTIC CAT (TIGERSHARK), 2006-1995 KAWASAKI (JET-SKI), SNOWMOBILE - 2004-1998 POLARIS, M/C - 2003-2000 COBRA, 2003-1994 KAWASAKI, 2006-2002 KTM, SNOW - 2008-1973 ARCTIC CAT, 2002-2000 BLADE, 1982-1979 MOTO-SKI, 2009-1984 POLARIS, 2008-1980 SKI-DOO, 2006-1980 YAMAHA
BR9ES5722		4	120	ATV - 1988-1982 HONDA, M/C - 2006-2000 APRILIA, 2001 GAS GAS, 1985-1983 HONDA, 2004-1996 KTM, 1983 YAMAHA, SNOW - 1997-1973 ARCTIC CAT, 1982-1981 JOHN DEERE
BR9ES BLYB1469		6	180	ATV - 1988-1982 HONDA, M/C - 2006-2000 APRILIA, 2001 GAS GAS, 1985-1983 HONDA, 2004-1996 KTM, 1983 YAMAHA, SNOW - 1997-1973 ARCTIC CAT, 1982-1981 JOHN DEERE
BR9ES S255984		25	100	M/C - 2003-2000 COBRA, 2006-2002 KTM, PWC - 1996-1993 ARCTIC CAT (TIGERSHARK), 2006-1995 KAWASAKI (JET-SKI), 2004-1998 POLARIS, SNOW - 200-1973 ARCTIC CAT, 2002-2000 BLADE, 1982-1979 MOTO-SKI, 2009-1984 POLARIS, 2008-1978 SKI-DOO, 2006-1978 YAMAHA
BR9ES SOLID3194		4	120	M/C - 2003-2000 COBRA, 2006-2002 KTM, PWC - 1996-1993 ARCTIC CAT (TIGERSHARK), 2006-1995 KAWASAKI (JET-SKI), 2004-1998 POLARIS, SNOW - 200-1973 ARCTIC CAT, 2002-2000 BLADE, 1982-1979 MOTO-SKI, 2009-1984 POLARIS, 2008-1978 SKI-DOO, 2006-1978 YAMAHA
BR9ES SOLID1470 BLYB		6	180	M/C - 2003-2000 COBRA, 2006-2002 KTM, PWC - 1996-1993 ARCTIC CAT (TIGERSHARK), 2006-1995 KAWASAKI (JET-SKI), 2004-1998 POLARIS, SNOW - 200-1973 ARCTIC CAT, 2002-2000 BLADE, 1982-1979 MOTO-SKI, 2009-1984 POLARIS, 2008-1978 SKI-DOO, 2006-1978 YAMAHA
BR9ES SOLID714 S25		25	100	ATV - 1988-1982 HONDA, M/C - 2006-2000 APRILIA, 2001 GAS GAS, 1985-1983 HONDA, 2004-1996 KTM, 1983 YAMAHA, SNOW - 1997-1973 ARCTIC CAT, 1982-1981 JOHN DEERE
BR9EYA7548		4	120	PWC - 1999-1997 ARCTIC CAT (TIGERSHARK), SNOW - 2008-1998 ARCTIC CAT
BR9EYA BLYB1471		6	180	PWC - 1999-1997 ARCTIC CAT (TIGERSHARK), SNOW - 2008-1998 ARCTIC CAT
BR9EYA S257679		25	100	PWC - 1999-1997 ARCTIC CAT (TIGERSHARK), SNOW - 2008-1998 ARCTIC CAT
BR9HIX5687		4	120	M/C - 2000-1997 COBRA, 1979-1967 KAWASAKI, 1979-1977 KTM, 1968 YAMAHA, SNOW - 1974 ARCTIC CAT, 1979-1978 MOTO-SKI, 1979-1973 SKI-DOO
BR9HS4522		10	200	M/C - 2000 COBRA, SNOW - 1974 ARCTIC CAT
BR9HS-104551		10	200	O/B - 2004-1987 YAMAHA

PLUG NO.	STK NO.	BOX QTY	CASE QTY	PRINCIPLE APPLICATION
BR9HS-101472	BLYB	6	180	O/B - 2004-1987 YAMAHA
BR9HS-10707	S25	25	100	O/B - 2004-1987 YAMAHA
BU8H6431		10	200	O/B - 1999-1978 MARINER, 2002-1978 MERCURY
BU8H BLYB1473		6	180	O/B - 1999-1978 MARINER, 2002-1978 MERCURY
BU8H S25703		25	100	O/B - 1999-1978 MARINER, 2002-1978 MERCURY
BUE2322		10	200	COMMERCIAL/INDUSTRIAL - SYVARO
BUH2422		10	200	O/B - 1971-1967 MERCURY
BUHW2622		10	200	PWC - 1992 ULTRANAUTICS, O/B - 1984-1968 CHRYSLER, 1971-1967 EVINRUDE, 1995-1985 FORCE (U.S. MARINE), 1971-1967 JOHNSON, 1990-1977 MARINER, 1993-1966 MERCURY
BUHW BLYB1474		6	180	PWC - 1992 ULTRANAUTICS, O/B - 1984-1968 CHRYSLER, 1971-1967 EVINRUDE, 1995-1985 FORCE (U.S. MARINE), 1971-1967 JOHNSON, 1990-1977 MARINER, 1993-1966 MERCURY
BUHW S25701		25	100	PWC - 1992 ULTRANAUTICS, O/B - 1984-1968 CHRYSLER, 1971-1967 EVINRUDE, 1995-1985 FORCE (U.S. MARINE), 1971-1967 JOHNSON, 1990-1977 MARINER, 1993-1966 MERCURY
BUHW-25626		10	200	O/B - 1982-1978 JOHNSON, 2002-1980 MARINER, 2001-1970 MERCURY
BUHW-2 BLYB1475		6	180	O/B - 1982-1978 JOHNSON, 2002-1980 MARINER, 2001-1970 MERCURY
BUHW-2 S25702		25	100	O/B - 1982-1978 JOHNSON, 2002-1980 MARINER, 2001-1970 MERCURY
BUHX2522		10	200	M/C - 1972-1967 KAWASAKI, O/B - 1984-1968 CHRYSLER, 1991-1983 FORCE (U.S. MARINE), 1979-1973 VOLVO PENTA
BUHXW-15526		10	200	I/O - 1988-1981 OMC, O/B - 2003-1973 EVINRUDE, 2005-1973 JOHNSON
BUR4EB-115370		4	120	HONDA CIVIC 1987-84
BUR5EB-116735		4	120	HONDA ACCORD 1985-84, CIVIC 1987-84
BUR6EA-114690		4	120	SUBARU JUSTY 1994-91
BUR6EB-117037		4	120	HONDA CIVIC 1983-80, PRELUDE 1983, WAGOVAN 1987-86 1984
BUR6ET7517		4	120	AUDI 80 1990-88, 90 1988; VOLKSWAGEN GOLF 1998-93, JETTA 1999-93
BUR7EA-117031		4	120	(COLDER HEAT RANGE THAN OE) BUR6EA-11 (STOCK # 5428)
BUR7EB-116832		4	120	HONDA ACCORD 1980, CIVIC 1980, PRELUDE 1980
BUR7EQ6917		4	120	MAZDA RX-7 1995-93 1991-86
BUR7EQP4764		10	200	MAZDA RX-7 1995-93 1991-86
BUR9EQ5777		4	120	MAZDA RX-7 1995-93 1991-86
BUR9EQP5255		10	200	MAZDA RX-7 1995-93 1991-86
BUZ8H7447		10	200	I/O - 2006-1997 MERCURY, O/B - 1987-1977 EVINRUDE, 1992-1976 JOHNSON, 2002-1987 MERCURY
BUZHW2147		10	200	O/B - 1999-1994 FORCE (U.S. MARINE), 1998-1997 MARINER, 1997-1994 MERCURY
BUZHW-22173		10	200	O/B - 1990-1986 EVINRUDE, 2006-1999 MERCURY
BZ7HS-103579		10	200	I/O - 1999-1994 MERCURY, 1991-1985 OMC, O/B - 2001-1968 EVINRUDE, 2006-1968 JOHNSON, 1998-1997 MARINER, 2002 MERCURY
C2H2211		10	200	COMMERCIAL ENGINE
C-505712		10	200	COMMERCIAL ENGINE
C6HSA3228		10	200	ATV - 1988-1986 KAWASAKI, 2001-2000 PANDA, M/C - 1981-1968 HONDA, 2003-1996 PANDA, 2001-1985 YAMAHA, PE ENGINES - HONDA, GENERATOR - HONDA, TILLER HONDA
C7E5096		10	200	M/C - 2004-1984 HUSQVARNA
C7HSA4629		4	120	ATV - 2004 DRR, 2005-1998 ETON, 1981-1973 HONDA, 2007 JETMOTO, 2007-2004 KYMCO, 2005-2000 UNITED MOTORS, 2001-1985 YAMAHA, M/C - 1981-1959 HONDA
C8E7471		10	200	M/C - 1981-79 CCM, 2000-1991 HUSABERG
C8EH-97473		10	200	M/C - HYOSUNG
C8HA2168		10	200	M/C - 1995-1987 KAWASAKI
C8HSA6821		10	200	M/C - 2007 KAWASAKI
C9E7499		10	200	M/C - 1993-1988 KAWASAKI
CM-65812		10	400	GENERATOR - HOMELITE, HONDA, SUZUKI
CMR4A5474		10	200	STRING TRIMMER - DOLMAR
CMR4H5246		10	200	STRING TRIMMER - STIHL, HEDGE TRIMMER - STIHL
CMR5H7599		10	200	PE ENGINES - HONDA, KAWASAKI, MITSUBISHI, MISC EQUIPMENT SKEET-DADDLE, STRING TRIMMER HONDA, TILLER HONDA, WATER PUMP HONDA
CMR5H BLYB6776		6	180	PE ENGINES - HONDA, KAWASAKI, MITSUBISHI, MISC EQUIPMENT SKEET-DADDLE, STRING TRIMMER HONDA, TILLER HONDA, WATER PUMP HONDA
CMR6A1223		10	200	PE ENGINES - KAWASAKI, KIORITZ, MITSUBISHI, POWE PRODUCTS, SUBARU-ROBIN, TAS, U.S. MOTOR POWER, XENOA, BLOWER DOLMAR, STRING TRIMMER VARIOUS BRANDS, BLOWER STIHL, HEDGE TRIMMER STIHL, STRING TRIMMER SHINDAIWA, STIHL
CMR6H3365		10	200	PE ENGINES - KAWASAKI, SUBARU-ROBIN, TAS, WISCONSIN-ROBIN, XENOA
CMR6H BLYB6778		6	180	PE ENGINES - KAWASAKI, SUBARU-ROBIN, TAS, WISCONSIN-ROBIN, XENOA
CMR7A7543		10	200	PE ENGINES - MITSUBISHI, SUBARU-ROBIN, EDGER STIHL, HEDGE TRIMMER STIHL, STRING TRIMMER TORO, TURF EQUIPMENT STIHL
CMR7A BLYB6784		6	180	PE ENGINES - MITSUBISHI, SUBARU-ROBIN, EDGER STIHL, HEDGE TRIMMER STIHL, STRING TRIMMER TORO, TURF EQUIPMENT STIHL
CMR7A-54641		10	200	C/SAW - MAKITA
CMR7H3066		10	200	HEDGE TRIMMER - HUSQVARNA
CMR7H BLYB6785		6	180	HEDGE TRIMMER - HUSQVARNA
CMR7H-101656		10	200	STRING TRIMMER - HUSQVARNA

Spark Plug Primary Applications

PLUG NO.	STK NO.	BOX QTY	CASE QTY	PRINCIPLE APPLICATION
CMR8H95741	10	200		HOBBY ENGINE - ZENOAH
CPR6EA-96899	10	200		O/B - 2011 SUZUKI
CPR6EA-9S1582	10	200		M/C - 2013 HONDA
CPR6EB-95958	10	200		M/C - 2006-2002 VICTORY (POLARIS)
CPR7EA-93901	10	200		ATV - 2008-2007 YAMAHA, M/C - 2009-2006 KAWASAKI, 2008-2006 YAMAHA
CPR7EAIX-99198	4	120		ATV - 2008-2007 YAMAHA, M/C - 2009-2006 KAWASAKI, 2008-2006 YAMAHA
CPR8E7411	10	200		ATV - 2006-2005 ARCTIC CAT, M/C - 2005-2002 APRILIA, 2006 HUSQVARNA
CPR8EA-92306	10	200		M/C - 2007-2006 HONDA
CPR8EB-96607	10	200		ATV - 2009-2008 KAWASAKI, M/C - 2009-2006 KAWASAKI
CPR9EA-92308	10	200		(COLDER HEAT RANGE THAN OE) CPR9EA-9 (STOCK #2306)
CPR9EB-96508	10	200		ATV - 2009-2008 KAWASAKI, M/C - 2009-2006 KAWASAKI (COLDER HEAT RANGE THAN OE)
CR10E6264	10	200		M/C - 2008-1996 SUZUKI
CR10EIX6482	4	120		M/C - 2008-1996 SUZUKI
CR10EK2360	10	200		M/C - 1992-1990 SUZUKI, 2005-1999 YAMAHA
CR4HSA2430	10	200		O/B - 2004-1985 YAMAHA
CR4HSB4695	10	200		O/B - HONDA, GENERATOR - HONDA, YAMAHA, TILLER HONDA, STRING TRIMMER HONDA, MARUYAMA, TILLER HOFFCO, HONDA, SOLO, VACUUM TRAILBARROW, WATER PUMP HONDA
CR5EH-96689	10	200		O/B - HONDA
CR5HIX7120	4	120		ATV - 2005 ARCTIC CAT, 2006-2000 MIDWEST, 2007-2005 POLARIS, 2008-2007 SUZUKI, M/C - 2007-1988 HONDA, 2009-2002 KAWASAKI, 2006-2000 MIDWEST, 2005-2003 SUZUKI, 2008-2000 YAMAHA, O/B - 2005 YAMAHA (HOTTER HEAT RANGE THAN OE)
CR5HSA7840	10	200		ATV - 2005 ARCTIC CAT, 2006-2000 MIDWEST, 2007-2005 POLARIS, 2008-2007 SUZUKI, M/C - 2007-1988 HONDA, 2009-2002 KAWASAKI, 2006-2000 MIDWEST, 2005-2003 SUZUKI, 2008-2000 YAMAHA, O/B - 2005 YAMAHA (HOTTER HEAT RANGE THAN OE)
CR5HSB6535	10	200		O/B - HONDA, PE ENGINES - HONDA, KIORITZ, SUBARU-ROBIN, XENOAH, GENERATOR - HONDA
CR5HSB6786 BLYB	6	180		O/B - HONDA, PE ENGINES - HONDA, KIORITZ, SUBARU-ROBIN, XENOAH, GENERATOR - HONDA
CR6E6965	10	200		ATV - 2006-1999 ARCTIC CAT, 2008-2000 SUZUKI
CR6EH-92688	10	200		M/C - 2005 MONTESA
CR6EIA-97967	4	120		ATV - 2005 SUZUKI
CR6HIX7274	4	120		ASTON MARTIN DB2 1953-50, DB2-4 1955-53, DB3 1952-51, ATV - 2005 ARCTIC CAT, 1988-1986 KAWASAKI, 2006-2000 MIDWEST, 2001-2000 PANDA, 2007-2005 POLARIS, 2008-2007 SUZUKI, M/C - 2007-1969 HONDA, 2009-2002 KAWASAKI, 2006-2000 MIDWEST, 2002-2001 PANDA, 2005-2003 SUZUKI, 2008-1985 YAMAHA, O/B - 2002-1995 MARINER, 2002-1995 MERCURY, 2004-1985 YAMAHA
CR6HS7023	10	200		M/C - 1987-1985 HONDA, O/B - 2002-1995 MARINER, 2002-1995 MERCURY, 2004-1985 YAMAHA
CR6HSA2983	4	120		ASTON MARTIN DB2 1953-50, DB2-4 1955-53, DB3 1952-51, ATV - 2005 ARCTIC CAT, 2006-2000 MIDWEST, 2007-2005 POLARIS, 2008-2007 SUZUKI, M/C - 2007-1988 HONDA, 2009-2002 KAWASAKI, 2006-2000 MIDWEST, 2005-2003 SUZUKI, 2008-2000 YAMAHA, O/B - 2005 YAMAHA, GENERATOR - KIPOR
CR6HSB6500	10	200		O/B - HONDA, PE ENGINES - HONDA, KIORITZ, SUBARU-ROBIN, XENOAH, GENERATOR - HONDA (COLDER HEAT RANGE THAN OE)
CR7E4578	4	120		ATV - 2006-2004 ARCTIC CAT, 2009-2002 KAWASAKI, 2007 KYMCO, 2008-1998 SUZUKI, M/C - 2007-1995 KAWASAKI, 2008-2003 SUZUKI, 2008-2004 YAMAHA
CR7E BLYB1482	6	180		ATV - 2006-2004 ARCTIC CAT, 2009-2002 KAWASAKI, 2007 KYMCO, 2008-1998 SUZUKI, M/C - 2007-1995 KAWASAKI, 2008-2003 SUZUKI, 2008-2004 YAMAHA
CR7EB4663	10	200		M/C - 2006-2003 APRILIA, 2003-2002 HUSQVARNA
CR7EH-93486	10	200		M/C - 2007-2003 HONDA
CR7EIX7385	4	120		ATV - 2006-2004 ARCTIC CAT, 2009-2002 KAWASAKI, 2007 KYMCO, 2008-1998 SUZUKI, M/C - 2004-2002 APRILIA, 2004-1984 HUSQVARNA, 2007-1995 KAWASAKI, 2008-2003 SUZUKI, 2008-2004 YAMAHA
CR7EK7546	10	200		M/C - 2004-2002 APRILIA, 2008 SUZUKI
CR7EKB4455	10	200		M/C - 2006-2003 APRILIA
CR7HIX7544	4	120		ATV - 2006 ARCTIC CAT, 2002 BOMBARDIER, ALL DAZON, 2004 DRR, 2005-1998 ETON, 2007-1973 HONDA, 2007 JETMOTO, 2008-2007 KAWASAKI, 2007-2004 KYMCO, 2008-2007 MIDWEST, 2007-2005 MOTOFINO, 2008-2007 SUZUKI, 2005-2000 UNITED MOTORS, 2008-1985 YAMAHA, M/C - 2004 APRILIA, 2007-1959 HONDA, 2008-2007 MIDWEST, 2007-2005 MOTOFINO, 2005 SDG, 2006 UNITED MOTORS, 2008-2000 YAMAHA
CR7HS7223	10	200		ATV - 1987-1982 HONDA, 2005-1999 YAMAHA, M/C - 2007-1982 HONDA
CR7HSA4549	4	120		ATV - 2006 ARCTIC CAT, 2002 BOMBARDIER, ALL DAZON, 2007-1993 HONDA, 2008-2007 KAWASAKI, 2007 KYMCO, 2008-2007 MIDWEST, 2007-2005 MOTOFINO, 2008-2007 SUZUKI, 2008-2004 YAMAHA, M/C - 2004 APRILIA, 2007-1982 HONDA, 2008-2007 MIDWEST, 2007-2005 MOTOFINO, 2005 SDG, 2006 UNITED MOTORS, 2008-2000 YAMAHA
CR7HSA BLYB1488	6	180		ATV - 2006 ARCTIC CAT, 2002 BOMBARDIER, ALL DAZON, 2007-1993 HONDA, 2008-2007 KAWASAKI, 2007 KYMCO, 2008-2007 MIDWEST, 2007-2005 MOTOFINO, 2008-2007 SUZUKI, 2008-2004 YAMAHA, M/C - 2004 APRILIA, 2007-1982 HONDA, 2008-2007 MIDWEST, 2007-2005 MOTOFINO, 2005 SDG, 2006 UNITED MOTORS, 2008-2000 YAMAHA
CR8E1275	4	120		FERRARI F355 BERLINETTA 1996-94, ATV - 1998-1996 ARCTIC CAT, ALL DAZON, 2005-2003 GAS GAS, 2005-2002 KYMCO, 2006 POLARIS, 2005-2003 SUZUKI, 2008-2004 YAMAHA, M/C - 2006-1998 APRILIA, 2005-2002 GAS GAS, 2003 HONDA, 2009-1994 KAWASAKI, 2008-1999 SUZUKI, 2003-2002 TM, 2008-1988 YAMAHA, SNOW - 2008-2005 YAMAHA
CR8E BLYB1490	6	180		ATV - 1998-1996 ARCTIC CAT, ALL DAZON, 2005-2003 GAS GAS, 2005-2002 KYMCO, 2006 POLARIS, 2005-2003 SUZUKI, 2008-2004 YAMAHA, M/C - 2006-1998 APRILIA, 2005-2002 GAS GAS, 2003 HONDA, 2009-1994 KAWASAKI, 2008-1999 SUZUKI, 2003-2002 TM, 2008-1988 YAMAHA, SNOW - 2008-2005 YAMAHA
CR8E S256997	25	100		ATV - 1998-1996 ARCTIC CAT, ALL DAZON, 2005-2003 GAS GAS, 2005-2002 KYMCO, 2006 POLARIS, 2005-2003 SUZUKI, 2008-2004 YAMAHA, M/C - 2006-1998 APRILIA, 2005-2002 GAS GAS, 2003 HONDA, 2009-1994 KAWASAKI, 2008-1999 SUZUKI, 2003-2002 TM, 2008-1988 YAMAHA, SNOW - 2008-2005 YAMAHA
CR8EB7784	10	200		ATV - 2007 POLARIS, 2008-2007 SUZUKI, M/C - 2006-2003 APRILIA, 2005-2002 HUSQVARNA, 2006-2004 KAWASAKI, 2005-2004 SUZUKI
CR8EH-95666	10	200		M/C - 2007-1991 HONDA

Spark Plug Primary Applications

PLUG NO.	STK NO.	BOX QTY	CASE QTY	PRINCIPLE APPLICATION
CR8EHIX-93797		4	120	M/C - 2007-1989 HONDA
CR8EIA-104708		4	120	M/C - 2009-2007 SUZUKI
CR8EIA-94286		4	120	M/C - 2013-2007 SUZUKI
CR8EIB-104948		4	120	M/C - 2005 SUZUKI
CR8EIB-95258		4	120	FERRARI F40 1992-90, SNOW - 2008-2007 ARCTIC CAT
CR8EIX4218		4	120	FERRARI F355 BERLINETTA 1996-94; ATV - 1998-1996 ARCTIC CAT, ALL DAZON, 2005-2003 GAS GAS, 2005-2002 KYMCO, 2006 POLARIS, 2005-2003 SUZUKI, 2008-2004 YAMAHA, M/C - 2006-1998 APRILIA, 1981-79 CCM, 2005-2002 GAS GAS, 2003 HONDA, 2000-1991 HUSABERG, 2009-1994 KAWASAKI, 2007-2000 KTM, 2006-2004 SHERCO, 2008-1991 SUZUKI, 2003-2002 TM, 2004 VERTEMATI, 2004-1999 VOR, 2008-1988 YAMAHA, SNOW - 2008-2005 YAMAHA
CR8EK3478		10	200	M/C - 2007-2000 KTM, 2006-2004 SHERCO, 2008-1991 SUZUKI, 2004 VERTEMATI, 2004-1999 VOR
CR8EKB4374		10	200	M/C - 2008-2006 KTM, SNOW - 2008-2007 YAMAHA (HOTTER HEAT RANGE THAN OE)
CR8EKPA6985		4	120	M/C - 2005-2000 KAWASAKI (HOTTER HEAT RANGE THAN OE)
CR8HIX7669		4	120	M/C - 2003 APRILIA, 2006-1986 KAWASAKI
CR8HSA2086		10	200	M/C - 2003 APRILIA, 2006-1986 KAWASAKI
CR9E6263		4	120	M/C - 2002 APRILIA, 2008-2003 DUCATI, 2003 HONDA, 2009-1990 KAWASAKI, 2008-1993 SUZUKI, 2007 VESPA, 2008-1994 YAMAHA, SNOW - 2008-2003 YAMAHA
CR9EB6955		4	120	M/C - 2006 APRILIA, 2005-2003 DUCATI, 2003-1999 MV AUGUSTA, 2003-1999 MZ, PWC - 2008-2002 YAMAHA, SNOW - 2008-2006 YAMAHA, I/O - 2008-2003 YAMAHA
CR9EB BLYB1491		6	180	M/C - 2006 APRILIA, 2005-2003 DUCATI, 2003-1999 MV AUGUSTA, 2003-1999 MZ, PWC - 2008-2002 YAMAHA, SNOW - 2008-2006 YAMAHA, I/O - 2008-2003 YAMAHA
CR9EH-97502		10	200	M/C - 2007-1988 HONDA
CR9EHI-96419		4	120	M/C - 2007-1988 HONDA
CR9EHIX-96216		4	120	M/C - 2007-1988 HONDA
CR9EIA-96289		4	120	M/C - 2009-2004 KAWASAKI, 2007 SUZUKI, 2003-2002 YAMAHA
CR9EIB-992579		4	120	M/C - 2013 MV AGUSTA
CR9EIX3521		4	120	ATV - 2002-1998 ATK, 2003-2001 CANNONDALE, M/C - 2006 APRILIA, 2003 ATK, 2002-2001 CANNONDALE, 2008-2003 DUCATI, 2003 HONDA, 2009-1988 KAWASAKI, 2003-1999 MV AUGUSTA, 2003-1999 MZ, 2008-1992 SUZUKI, 2004-2000 TRIUMPH, 2007 VESPA, 2008-1994 YAMAHA, PWC - 2009-2003 KAWASAKI (JET-SKI), SNOW - 2008-2003 YAMAHA
CR9EK4548		10	200	ATV - 2002-1998 ATK, 2003-2001 CANNONDALE, M/C - 2003 ATK, 2002-2001 CANNONDALE, 2006-1994 KAWASAKI, 2005-1992 SUZUKI, 2004-2000 TRIUMPH, 2008-2004 YAMAHA, PWC - 2009-2003 KAWASAKI (JET-SKI)
CR9EK BLYB1493		6	180	ATV - 2002-1998 ATK, 2003-2001 CANNONDALE, M/C - 2003 ATK, 2002-2001 CANNONDALE, 2006-1994 KAWASAKI, 2005-1992 SUZUKI, 2004-2000 TRIUMPH, 2008-2004 YAMAHA, PWC - 2009-2003 KAWASAKI (JET-SKI)
CR9EKB2305		10	200	M/C - 2008-2006 KTM, SNOW - 2008-2007 YAMAHA
CR9EKPA7785		4	120	M/C - 2005-2000 KAWASAKI
CS6 S1001716		100	100	PE ENGINES - KAWASAKI, C/SAW - DITCH DEVIL, ELITE, MAGNUM DIAMOND, GOLF CART - TEXTRON (E-Z-GO), LAWNMOWERS - VARIOUS BRANDS, GENERATOR - B&S, CAMPBELL-HAUSFELD, CHICAGO ELECTRIC, COLEMAN, DYNA, ECHO, GENERAC, GENPRO, GILLETTE, GROBAN, HOMELITE, NORTHERN PRO, PORTER CABLE, POWER PARTNER, SEARS/CRAFTSMAN, SNAPPER, TROY BILT, VOLT MASTER, WINCO, WINPOWER, AERATOR JACOBSEN, RYAN, AIR COMPRESSOR B&S, AUGER LITTLE BEAVER, BLOWER VARIOUS BRANDS, BROOM POLARIS, CHIPPER VARIOUS BRANDS, COMPOSTER SEARS, DETHATCHER PARKER, EDGER BROWN, ELIET, E-Z TRENCH, ROLLER SCREED, HD SAW E-Z TRENCH, LOADER GIANT VAC, PARKER, TORO, LOG SPLITTER EARTHQUAKE, MISC EQUIPMENT VARIOUS BRANDS, MOWER VARIOUS BRANDS, MULCHER MASSEY-FERGUSON, SIMPLICITY, PRESSURE WASHER B&S, HOMELITE, SHARK, SNAPPER, TROY BILT, PUMP HOMELITE, PACER PUMPS, SHREDDER ELIET, SNOW THROWER VARIOUS BRANDS, SPRAYER POLARIS, STRING TRIMMER VARIOUS BRANDS, STUMP GRINDER BEELINE, RAYCO, SWEEPER SMITHCO, TILLER VARIOUS BRANDS, TRACTOR TERRAMITE, VENTRAC, TRENCHER BROWN, DITCH WITCH, TURF EQUIPMENT CLASSEN, CUSHMAN, JACOBSEN, TORO, UTILITY VEHICLE VARIOUS BRANDS, VACUUM VARIOUS BRANDS, WASHER SEARS, WATER PUMP B&S
CZ1049810		10	100	VOLKSWAGEN BEETLE 2006-04, GOLF 2006-04, JETTA 2006-04, TOUAREG 2008-06
CZ3039970		10	100	MERCEDES-BENZ E320 2009-07, E350 2013-12, GL320 2009-07, GL350 2012-10, GLK250 2014-13, ML320 2009-07, ML350 2011-10, R320 2009-07, R350 2013-10, SPRINTER 2500 2014-13, SPRINTER 3500 2014-13
CZ55192340		10	100	MERCEDES-BENZ GL350 2014-13, ML350 2014-13, S350 2013
D6EA7512		10	200	ATV - 1996-1991 KAWASAKI
D6HA6512		10	200	M/C - 1975-1962 HONDA, O/B - 2003-1996 EVINRUDE, 2003-1996 JOHNSON
D7EA7912		10	200	ATV - 1985-1984 KAWASAKI, 2007-2005 MOTOFINO, 2002-1984 SUZUKI, 2002-1983 YAMAHA, M/C - 1995-1984 BMW, 1978-1971 HONDA, 1984-1981 YAMAHA
D8EA2120		10	200	ATV - 1981-1980 HONDA, 2000-1985 KAWASAKI, 1989-1985 SUZUKI, 2000-1987 YAMAHA, M/C - 1998-1985 APRILIA, 2003-1988 ATK, 2004-1996 BMW, 1985-1984 CAN AM, 1987-1985 DUCATI, 1981-1969 HONDA, 1986-1984 HUSQVARNA, 1999-1980 KAWASAKI, 1998-1986 KTM, 1998-1995 MZ, 1997-1978 SUZUKI, 2005-2000 UNITED MOTORS, 2000-1975 YAMAHA
D8HA7112		10	200	ATV - 1981-1970 HONDA, M/C - 1979-1962 HONDA, 2004 YUMBO
D9EA2420		10	200	M/C - 1981-1980 HONDA, 1997-1981 KAWASAKI, 1994-1993 MOTO GUZZI, 1987-1980 SUZUKI, 1974-1973 YAMAHA
DCPR6E3481		10	200	BMW M5 1993-91; VICTORY CROSS COUNTRY 2011-10, CROSS ROADS 2011-10, HAMMER 2011-09, HAMMER 8-BALL 2010, KINGPIN 2011-08, KINGPIN 8-BALL 2010-09, KINGPIN LOW 2009, KINGPIN TOUR 2009, V92C 2001-00, VEGAS 2011-08, VEGAS JACKPOT 2010-09, VEGAS LOW 2009, M/C - 2004 BMW, 2007-2003 HONDA, 2002-1998 VICTORY (POLARIS), O/B - 2005-2003 JOHNSON, 2002-1999 MARINER, 2006-2000 MERCURY, 2007-1999 NISSAN, 2004-1996 SUZUKI, 2007-1999 TOHATSU
DCPR6E96530 BLYB		6	180	M/C - 2004 BMW, 2007-2003 HONDA, 2002-1998 VICTORY (POLARIS), O/B - 2005-2003 JOHNSON, 2002-1999 MARINER, 2006-2000 MERCURY, 2007-1999 NISSAN, 2004-1996 SUZUKI, 2007-1999 TOHATSU
DCPR6EIX8196		4	120	BMW M5 1993-91; VICTORY CROSS COUNTRY 2011-10, CROSS ROADS 2011-10, HAMMER 2011-09, HAMMER 8-BALL 2010, KINGPIN 2011-08, KINGPIN 8-BALL 2010-09, KINGPIN LOW 2009, KINGPIN TOUR 2009, VEGAS 2011-08, VEGAS JACKPOT 2010-09, VEGAS LOW 2009, M/C - 2004 BMW, 2007-2003 HONDA, 2002-1998 VICTORY (POLARIS), O/B - 2005-2003 JOHNSON, 2002-1999 MARINER, 2006-2000 MERCURY, 2007-1999 NISSAN, 2004-1996 SUZUKI, 2007-1999 TOHATSU
DCPR7E3932		10	200	M/C - 2007-2003 AMERICAN IRON HORSE, 2008-1997 BMW, 2005-1987 BUELL, 2009-1985 HARLEY-DAVIDSON, 2005 TITAN, SNOW - 2002 ARCTIC CAT, O/B - 2003-1995 EVINRUDE, 2004-1995 JOHNSON, 2006 MERCURY

Spark Plug Primary Applications

PLUG NO.	STK NO.	BOX QTY	CASE QTY	PRINCIPLE APPLICATION
DCPR7EGP1682		4	120	2015-14 FIAT
DCPR7EIX6046		4	120	M/C - 2007-2003 AMERICAN IRON HORSE, 2008-1997 BMW, 2009-1987 BUELL, 2009-1985 HARLEY-DAVIDSON, 2005 TITAN, SNOW - 2002 ARCTIC CAT, O/B - 2003-1995 EVINRUDE, 2004-1995 JOHNSON
DCPR7E-N-104983		10	200	FIAT 500 2013-12
DCPR8E4339		10	200	BMW M3 2006-01, Z3 2002-01, Z4 2008-06; LAMBORGHINI DIABLO 1990, ATV - 2007-2003 POLARIS, 2004-2002 BOMBARDIER, M/C - 2008-2006 BMW, 2008-1990 DUCATI, 1993 GILERA, 2009-2002 HARLEY-DAVIDSON, 2006-1989 HUSABERG, 2008-1984 KTM, PWC - 2008-2002 BOMBARDIER (SEA-DOO), SNOW - 2008-2003 SKI-DOO
DCPR8E92238 BLYB		6	180	ATV - 2007-2003 POLARIS, 2004-2002 BOMBARDIER, M/C - 2008-2006 BMW, 2008-1990 DUCATI, 1993 GILERA, 2009-2002 HARLEY-DAVIDSON, 2006-1989 HUSABERG, 2008-1984 KTM, PWC - 2008-2002 BOMBARDIER (SEA-DOO), SNOW - 2008-2003 SKI-DOO
DCPR8E4179 SOLID		10	200	M/C - 2005-1996 BUELL
DCPR8EIX6546		4	120	BMW M3 2006-01, Z3 2002-01, Z4 2008-06; LAMBORGHINI DIABLO 1990, ATV - 2007-2003 POLARIS, M/C - 2005-1996 BUELL, 2009-2002 HARLEY-DAVIDSON, SNOW - 2003 SKI-DOO
DCPR8EKC7168		10	200	MC - 2009-2003 BMW
DCPR8EKP7415		4	120	BMW M3 2006-01, Z3 2002-01, Z4 2008-06
DCPR9E2641		10	200	FERRARI 456 GT 1998-95, 456 GTA 1998-97, 456 M 2001-99, 456 M GT 2004-02, 456 M GTA 2004-02, 512 M 1995, 512 TR 1994-92, 550 MARANELLO 2002-97, 575 M MARANELLO 2005-02, 612 SCAGLIETTI 2010-05, SUPERAMERICA 2005, M/C - 2006-1998 APRILIA, 2005-1995 DUCATI
DCPR9EIX2316		4	120	FERRARI 456 GT 1998-95, 456 GTA 1998-97, 456 M 2001-99, 456 M GT 2004-02, 456 M GTA 2004-02, 512 M 1995, 512 TR 1994-92, 550 MARANELLO 2002-97, 575 M MARANELLO 2005-02, 612 SCAGLIETTI 2010-05, SUPERAMERICA 2005, M/C - 2006-1998 APRILIA, 2005-1995 DUCATI
DF8H-11B90174		4	120	2014-11 INFINITI, 2014-11 NISSAN
DFH6B-11A6858		4	120	LEXUS GS300 2006, GS350 2014-13 2011-07, GS450H 2011-07, GS460 2011-08, IS F 2014-08, IS250 2014-06, IS350 2014-06, LS460 2014-07, LS600H 2014-08
DIFR5C111311		4	120	MINISUBISHI LANCER 2014-11, OUTLANDER 2013-11
DIFR6C111312		4	120	MINISUBISHI LANCER 2014-11, OUTLANDER SPORT 2014-11, RVR 2014-11
DIFR6D1394167		4	120	HONDA CR-Z 2014-11
DILFR5A1193759		4	120	INFINITI QX56 2010-07; NISSAN ARMADA 2014-07, FRONTIER 2014-07, NV1500 2014-12, NV2500 2014-12, NV3500 2014-12, PATH-FINDER 2012-07, TITAN 2014-07, XTERRA 2014-07
DILFR5A-11D98376		4	120	HYUNDAI SANTA FE 2012-10, SONATA 2010-09, TUCSON 2013-10; KIA FORTE 2013-10, FORTE KOUP 2013-11, FORTE5 2013-12, MAGENTIS 2010-09, OPTIMA 2010-09, RONDO 2012-09, SORENTO 2013-11, SPORTAGE 2013-11; NISSAN ARMADA 2014-07, TITAN 2014-07
DILFR5E1192605		4	120	HYUNDAI GENESIS 2011-09
DILFR6D116176		4	120	LEXUS ES350 2014-07, RX350 2014-07, RX450H 2014-10; TOYOTA AVALON 2014-05, CAMRY 2014-07, HIGHLANDER 2014-08, RAV4 2012-06, SIENNA 2014-07, VENZA 2014-09
DILFR6J1192491		4	120	ACURA ILX 2015-13; HONDA CIVIC 2014-12, INSIGHT 2014-11
DILFR7B10G97218		4	120	SAAB 9-4X 2011, 9-5 2011-10
DILKAR6A119029		4	120	NISSAN ALTIMA 2012-07, CUBE 2014-09, ROGUE 2013-08, SENTRA 2014-07, VERSA 2012-07
DILKAR7B111406		4	120	INFINITI EX35 2012-08, FX35 2012-09, FX50 2013-09, G25 2012-11, G35 2008-07, JX35 2013, M35 2010-09, M35H 2013-12, M56 2013-11, Q50 2014, Q60 2014, Q70 2014, QX56 2013-11, QX60 2014, QX70 2014, QX80 2014; NISSAN 350Z 2009-07, 370Z 2010-09, ALTIMA 2014-08, MAXIMA 2014-09, MURANO 2014-09, NV200 2014-13, PATHFINDER 2014-13, QUEST 2014-11
DILKAR7C9H91215		4	120	NISSAN JUKE 2014-11
91578		4	120	HONDA ACCORD 2014-13
DILKAR-96964 7H11GS		4	120	ACURA ILX 2016, TLX 2015, HONDA CR-V 2015
DILKAR8A893026		4	120	NISSAN GT-R 2014-09
DILKR6D11G95264		4	120	MINISUBISHI OUTLANDER 2014
DILKR7A1193135		4	120	HYUNDAI EQUUS 2014-12, GENESIS 2014-12
DILKR7B696957		4	120	MINISUBISHI LANCER 2014-11
DILKR7C1194731		4	120	MINISUBISHI OUTLANDER 2014
DILKR8B691448		4	120	MINISUBISHI LANCER 2014-11
DILZKAR7B1190935		4	120	SUBARU XV CROSSTREK 2015-14
DILZ-90137 KAR7C11S		4	120	2015 HONDA
DILZ-90074 KR7A11DS		4	120	HONDA PILOT 2013-12
DILZKR7A11G92924		4	120	ACURA TL 2014-13; HONDA ODYSSEY 2014-11, PILOT 2015-14
DILZKR7B11G95350		4	120	2014 ACURA
DILZKR-95710 7B11GS		4	120	ACURA ILX 2015-13, MDX 2015, RLX 2015-14; HONDA ACCORD 2011, CIVIC 2014-12
DIMR8A105066		4	120	M/C - SUZUKI
DP6EA-91068		10	200	M/C - 1987 KAWASAKI
DP7EA-95629		10	200	ATV - 1970-1989 SUZUKI, M/C - 2005-2003 BMW, 2006-1985 KAWASAKI, 1985 YAMAHA
DP8EA-95829		10	200	ATV - 1999-1987 KAWASAKI, 2007-2005 MOTOFINO, 2000-1999 YAMAHA, M/C - 1996-1985 KAWASAKI, 2007-2005 MOTOFINO, 1988-1985 SUZUKI, 2006 UNITED MOTORS, 1996-1984 YAMAHA
DP9EA-96629		10	200	M/C - 1996-1983 KAWASAKI, 1992 KTM, 1995-1990 SUZUKI
DPR5EA-92887		10	200	M/C - 2007-1985 HONDA, 2004-1998 KAWASAKI, O/B - 2004-2002 YAMAHA
DPR6EA-95531		10	200	ATV - 2001-1998 HONDA, M/C - 2007-2004 HONDA, 2008-1999 KAWASAKI, 2005-2004 SUZUKI, O/B - 2002-1995 MARINER, 2006-1995 MERCURY, 2005-1995 YAMAHA

Spark Plug Primary Applications

PLUG NO.	STK NO.	BOX QTY	CASE QTY	PRINCIPLE APPLICATION
GR45GP3142	4	120	120	BUICK SKYHAWK 1988-87; CADILLAC CALAIS 1976-75, COMMERCIAL CHASSIS 1984-75, DEVILLE 1981-75, ELDORADO 1981-80 1978-75, FLEETWOOD 1984-75, SEVILLE 1981-80; CHRYSLER CONCORDE 1996-93, DYNASTY 1993-90, GRAND VOYAGER 2000, IMPERIAL 1993-90, INTREPID 1997-93, NEW YORKER 1993-90, TOWN & COUNTRY 2000-90, VOYAGER 2000; DODGE CARAVAN 2000-90, DYNASTY 1993-90, GRAND CARAVAN 2000-90, INTREPID 1997-93; EAGLE VISION 1997-93; OLDSMOBILE FIRENZA 1988-87; PLYMOUTH GRAND VOYAGER 2000-90, VOYAGER 2000-91; PONTIAC LEMANS 1993-88, OPTIMA 1991-88, SUNBIRD 1988-87
GR4GP2763	4	120	120	AMERICAN MOTORS AMBASSADOR 1974-65, AMERICAN 1968-64, AMX 1979-78 1970-68, CLASSIC 1965-64, CONCORD 1979-78, GREMLIN 1977-70, HORNET 1977-70, JAVELIN 1974-68, MARLIN 1967-65, MATADOR 1978-71, PACER 1979-75, RAMBLER 1969, REBEL 1970-67, SPIRIT 1979; BUICK SKYLARK 1969-68, SPECIAL 1969-68; CADILLAC CALAIS 1974-68, DEVILLE 1974-68, ELDORADO 1974-68, FLEETWOOD 1974-68; CHECKER MARATHON 1969-68; CHEVROLET BELAIR 1969-63 1961-58, BISCAYNE 1969-63 1961-58, BLAZER 1969, BROOKWOOD 1969, C10 PICKUP 1969-63, C10 SUBURBAN 1969-68, C20 PICKUP 1969-63, C20 SUBURBAN 1969-68, C30 PICKUP 1969-64, CAMARO 1969-67, CAPRICE 1969-67, CHEVELLE 1969-64, CHEVY II 1968-62, EL CAMINO 1969-64 1960-59, G10 VAN 1969-64, G20 VAN 1969-67, IMPALA 1969-63 1961-59, K10 PICKUP 1969-64, K10 SUBURBAN 1969-64, K20 PICKUP 1969-64, K20 SUBURBAN 1969-68, K30 PICKUP 1969-68, LUV 1982-75, LUV PICKUP 1974-72, MALIBU 1967-64, NOVA 1970, P10 SERIES 1967-63, P10 VAN 1969-68, P20 SERIES 1966-63, P30 SERIES 1966-63, SUBURBAN 1967-63; CHRYSLER 300 1958-55, CORDOBA 1983-75, DAYTONA 1993-84, DYNASTY 1993-88, E CLASS 1984-83, FIFTH AVENUE 1989-83, IMPERIAL 1982-81 1958-57, LASER 1986-84, LEBARON 1994-77, NASSAU 1955, NEW YORKER 1988-77 1958-56, NEWPORT 1981-74 1972-71 1958-55, ST REGIS 1956, TC MASERATI 1989, TOWN & COUNTRY 1988-78 1958-55, WINDSOR 1956-55; DODGE 330 1964, 400 1983-82, 440 1964, 600 1988-83, 880 1964, A100 1970 1966-64, A100 TRUCK 1970-64, A108 VAN 1970-67, ARIES 1989-81, ASPEN 1980-76, B100 1980-75, B100 VAN 1974-71, B150 1991-81, B200 1980-75, B200 VAN 1974-71, B250 1992-81, B300 1980-75, B300 VAN 1974-71, B350 1992-81, CARAVAN 1995-84, CB300 1980-74, CHALLENGER 1974-70, CHARGER 1987-83 1978-66, CORONET 1976-65 1958-57, CUSTOM 1965-64 1958-57, D100 1989-86 1979-75, D100 PICKUP 1974-68, D100 SERIES 1967-60, D150 1991-77, D200 1980-75, D200 PICKUP 1974-68, D200 SERIES 1967-60, D250 1992-81, D300 1980-75, D300 PICKUP 1974-68, D300 SERIES 1967-60, D350 1992-81, D400 1981-78, D450 1981-78, D500 1957, D501 1957, DAKOTA 1995-87, DART 1976-60, DAYTONA 1993-84, DIPLOMAT 1989-77, DYNASTY 1993-88, GRAND CARAVAN 1988, LANCER 1989-85 1962-61, MAGNUM 1979-78, MINI RAM 1988-84, MIRADA 1983-80, MONACO 1978-68, OMNI 1990-78, P100 1968, P200 1972-68, P300 1972-68, POLARA 1973-63, RAMCHARGER 1992-74, RAMPAGE 1984-82, RD200 1980-78, ROYAL MINI RAM 1987-84, ROYAL MONACO 1977-75, SHADOW 1994-87, SPIRIT 1995-89, ST. REGIS 1981-79, W100 1989-86 1977-75, W100 PICKUP 1974-68, W100 SERIES 1967-60, W150 1991-77, W200 1980-75, W200 PICKUP 1974-69, W200 SERIES 1967-60, W250 1992-81, W300 1980-75, W300 PICKUP 1974-68, W300 SERIES 1967-63, W350 1992-81; GMC 1000 SERIES 1965-64, 1500 SERIES 1965-64, C15/C1500 PICKUP 1969-67, C15/C1500 SUBURBAN 1969-68, C25/C2500 PICKUP 1969-67, C25/C2500 SUBURBAN 1969-68, C35/C3500 PICKUP 1969-67, G1000 SERIES 1966-64, G15/G1500 VAN 1969-67, G25/G2500 VAN 1969-67, K15/K1500 PICKUP 1969-67, K15/K1500 SUBURBAN 1969-68, K25/K2500 PICKUP 1969-67, K25/K2500 SUBURBAN 1969-68, K35/K3500 PICKUP 1969-68, P15/P1500 VAN 1969-67, P25/P2500 VAN 1967, P35/P3500 VAN 1967, PB1000 SERIES 1965-63, PB15 SERIES 1966, PB25 SERIES 1966, PB2500 SERIES 1963, SUBURBAN 1967-63; INTERNATIONAL 1000B 1969, 1000C 1969, 1000D 1970-69, 1010 1971, 1100B 1969, 1100C 1969, 1100D 1970-69, 1110 1971, 1210 1971, 1310 1971, M1100 1970-69, M1200 1971-69, M1400 1969, M800 1970-69, M800 NAVY 1969, M800 POST OFFICE 1970-69, MA1200 1971-69, SCOUT II 1971; JEEP CHEROKEE 1983-74, CJ5 1981-72, CJ6 1975-72, CJ7 1981-76, DJ5 1974-72, GLADIATOR 1967-65, GRAND WAGONEER 1991-84, J10 1988-74, J-100 1971-65, J20 1988-74, J-2500 1973-68, J-2600 1973-72 1970-68, J-2700 1969-68, J-3500 1970-68, J-3600 1970-68, J-3700 1970-68, J-3800 1968, JEEPSTER 1973-72, WAGONEER 1983-71; MERCURY BOBCAT 1976-75, CAPRI 1976 1974-71, TRACER 1990-87; OLDSMOBILE CUTLASS 1969-68, F85 1969-66, FIRENZA 1986-82; PLYMOUTH ACCLAIM 1995-89, BARRACUDA 1974-64, BELVEDERE 1970-63, CARAVELLE 1989-78, CUDA 1974-71, CUSTOM 1958, DUSTER 1976-70, EXPO 1989-87, FLEET SPECIAL 1963-60, FURY 1978-68 1965, FURY I 1974-68, FURY II 1974-68, FURY III 1974-68, GRAN FURY 1989-80 1977-72, GRAND VOYAGER 1988, GTX 1971-67, HORIZON 1990-78, PB100 1980-75, PB100 VAN 1974, PB150 1983 1981, PB200 1980-75, PB200 VAN 1974, PB250 1983-81, PB300 1980-75, PB300 VAN 1974, PB350 1983-81, RELIANT 1989-81, ROADRUNNER 1975-68, SATELLITE 1974-71 1969-65, SAVOY 1964, SCAMP 1983 1976-71, SUNDANCE 1994-87, TRAILDUSTER 1981-74, TURISMO 1985, VALIANT 1976-64, VOLARE 1980-76, VOYAGER 1995-84; PONTIAC FIREBIRD 1969-67, GTO 1964, LEMANS 1990-89 1969-67 1965-64, OPTIMA 1990-88, SAFARI 1968, SUNBIRD 1991-89, TEMPEST 1969-67 1965-64

Spark Plug Primary Applications

PLUG NO.	STK NO.	BOX QTY	CASE QTY	PRINCIPLE APPLICATION
IFR5D104696		4	120	MERCEDES-BENZ C240 2005-01, C280 2000-99, C320 2005-01, C43 AMG 2000-98, CL500 2006-98, CL55 AMG 2002-01, CL600 2001 1999-98, CLK320 2005-98, CLK430 2003-99, CLK500 2006-05, CLK55 AMG 2002-01, CLS500 2006, E320 2005-98, E430 2002-98, E500 2006 2003, E55 AMG 2002-99, G500 2005 2003-02, G55 AMG 2004-03, ML320 2003-98, ML350 2005, ML430 2001-99, ML500 2003-02, ML55 AMG 2003-00, S420 1999-98, S430 2006 2003-00, S500 1999-98, S55 AMG 2002-01, S600 2001 1999-98, SL500 2006-05 2003-01 1998, SL600 2002-98, SLK320 2004-01
IFR5E117994		4	120	FORD THUNDERBIRD 2002; HYUNDAI SONATA 2008-06; KIA MAGENTIS 2008-07, OPTIMA 2008-06, RONDO 2008-07, SPORTAGE 1995; LINCOLN LS 2001-00; MAZDA 2 2014-11; MITSUBISHI MONTERO SPORT 2003-99
IFR5G117854		4	120	HYUNDAI AZERA 2011-06, ELANTRA 2011, ENTOURAGE 2008-07, SANTA FE 2009-07, SONATA 2010-06, TIBURON 2008 2005-04, TUCSON 2009-05, VERACRUZ 2012-07; KIA AMANTI 2009-07, SEDONA 2010-06, SORENTO 2009-07, SPORTAGE 2010-05
IFR5G-11K3107		4	120	HONDA CIVIC 2005-03
IFR5J117418		4	120	CHEVROLET TRACKER 2004-01; SUZUKI AERIO 2007-02, GRAND VITARA 2005-00, SX4 2009-07, VITARA 2004-00, XL-7 2003-02
IFR5L116502		4	120	ATV - 2008-2003 HONDA, M/C - 2007-2002 HONDA
IFR5N107866		4	120	JAGUAR S-TYPE 2007-03, SUPER V8 2005, VANDEN PLAS 2005-04, XJ8 2007-04, XJR 2006-04, XK8 2006-03, XKR 2006-04; LAND ROVER LR3 2009-05, RANGE ROVER 2009-06, RANGE ROVER SPORT 2009-06
IFR5T114996		4	120	CHEVROLET PRIZM 2002-00; GEO PRIZM 1989, STORM 1993-92; LEXUS GS300 1997-94, SC300 1998-94 1992; PONTIAC VIBE 2008-03; SCION XB 2014-12; TOYOTA 4RUNNER 2000, CELICA 2005-00 1990, COROLLA 2013-12 2008-00, ECHO 2000, MATRIX 2013-12 2008-03, MR2 1991, MR2 SPYDER 2005-00, PASEO 1995-92, PREVIA 1995-91, PRIUS 2009-01, SUPRA 1997-93, TACOMA 2004-00, YARIS 2014-06
IFR5T-8N3508		4	120	MAZDA MIATA 2005-04
IFR6B6507		4	120	mitsubishi Eclipse 2003, Montero 2006-03
IFR6B115368		4	120	VOLVO S80 2010-07, XC90 2011-05
IFR6B-K4867		4	120	MITSUBISHI Eclipse 2012-06, GALANT 2009-07; TOYOTA TUNDRA 2004-00
IFR6D105344		4	120	CHRYSLER CROSSFIRE 2006-05; DODGE DAKOTA 2007-05; JEEP GRAND CHEROKEE 2004-02; MERCEDES-BENZ C230 2002, C32 AMG 2004-02, C55 AMG 2006-05, CL600 2002, CLK55 AMG 2006-03, S600 2002, SLK230 2004-01, SLK32 AMG 2004-02, SLK55 AMG 2011-05
IFR6E116741		4	120	ACURA INTEGRA 2001-92, LEGEND 1995-91, NSX 2005-91; ASTON MARTIN DB9 2005; AUDI A6 QUATTRO 2005; CHEVROLET AVEO 2008-04, AVEO5 2008-07, EPICA 2006-04, METRO 2001-98, TRACKER 2002-98; CHRYSLER SEBRING 1999-95; DAEWOO NUBIRA 2002-99; DAIHATSU CHARADE 1992-89, ROCKY 1992-90; DODGE AVENGER 1999-95, COLT 1994-93, STEALTH 1996-91, STRATUS 2005-04 2002-01; EAGLE TALON 1998-95; FORD ESCORT 1996-91, PROBE 1997-93; GEO STORM 1991-90; HONDA CIVIC 2000-99, CIVIC DEL SOL 1995-94, PASSPORT 1996-94; INFINITI G20 1996-91, M30 1992-90; ISUZU I-MARK 1989, IMPULSE 1992-90, RODEO 2004-03 1995-93, RODEO SPORT 2003, STYLUS 1992-91, TROOPER 1995-92; KIA RIO 2005-03, SPORTAGE 2002-95; LOTUS ELISE 2006, EXIGE 2006; MERCURY CAPRI 1994-91, TRACER 1996-91; MITSUBISHI 3000GT 1998-91, DIAMANTE 2004-03 1995-92, ECLIPSE 2000-99, GALANT 2000-99, MONTERO 1996-95, MONTERO SPORT 1998-97; NISSAN 200SX 1998-95, FRONTIER 2004-01, MAXIMA 1994-89, NX 1993-91, SENTRA 1999-98 1994-91, XTERRA 2004-02; PLYMOUTH COLT 1994-93; PORSCHE 911 2005-01, BOXSTER 2005-01, CARRERA GT 2005-04, CAYENNE 2006-03; SUBARU IMPREZA 1997-93, LEGACY 1994-90, SVX 1997-92; SUZUKI ESTEEM 2001-99, GRAND VITARA 1999, SWIFT 2001-95, VERONA 2006-05, VITARA 2002-99
IFR6G-11K1314		4	120	M/C - 2014-13 HONDA
IFR6J117658		4	120	SUZUKI ESTEEM 2002-01, GRAND VITARA 2008-06, XL-7 2006-04
IFR6L113678		4	120	(COLDER HEAT RANGE THAN OE) IFR5L11 (STOCK #6502)
IFR6Q-G5648		4	120	MAYBACH 57 2012-03, 62 2012-03; MERCEDES-BENZ CL600 2014-03, CL65 AMG 2014-08 2006-05, S600 2013-03, S65 AMG 2013-06, SL600 2011-04, SL65 AMG 2014-13 2011-05
IFR6T114589		4	120	DAEWOO LANOS 2002-99; DODGE STRATUS 2005-03; LEXUS ES300 2003-99 1995-94, ES330 2006-04, GS300 2005-01 1993, GS400 2000-98, GS430 2007-01, GX470 2009-03, HS250H 2012-10, IS300 2005-01, LS400 2000-90, LS430 2006-01, LX470 2007-98, RX300 2003-99, RX330 2006-04, RX400H 2008-06, SC300 1994-93, SC400 2000-92, SC430 2010-02; LOTUS ELAN 1991; MAZDA MIATA 1993-90; PONTIAC VIBE 2010-09 2006-03; SCION TC 2010-05, XB 2012-08; TOYOTA 4RUNNER 2009-03, AVALON 2004-00 1995, CAMRY 2011-02 1996-92, CELICA 2005-91, COROLLA 2012-09 2006-05, HIGHLANDER 2010-01, LAND CRUISER 2007-98, MATRIX 2012-09 2006-03, MR2 1995-92, PREVIA 1997-95, RAV4 2008-01 1996, SEQUOIA 2009-01, SIENNA 2006-01, SOLARA 2008-02, SUPRA 1998-93, TUNDRA 2009-05
IFR6V-10G92085		4	120	CHEVROLET COBALT 2007-05, SAAB 9-3 2011-03, 9-3X 2011, SATURN ION 2007-04
IFR6Z7G95609		4	120	CADILLAC ELR 2014; CHEVROLET CRUZE 2014-11, SONIC 2014-12, VOLT 2014-11
IFR7F-4D5115		4	120	COMMERCIAL ENGINE
IFR7F-8DS5794		4	120	HONDA CIVIC 2011-06
IFR7G-11K57746		4	120	ACURA CSX 2010-07, RSX 2006-02; HONDA CIVIC 2011-06, S2000 2009-00
IFR7L115114		4	120	ATV - 2008-2006 HONDA ATV - 2008-2006 HONDA
IFR7U-4D93623		4	120	COMMERCIAL/INDUSTRIAL - CNG BUS
IFR7X7G91039		4	120	BUICK ENCORE 2014-13; CHEVROLET CRUZE 2013-11, SONIC 2013-12, TRAX 2014-13
IFR8H115068		4	120	ATV - 2008-2004 HONDA, M/C - 2008-2002 HONDA
IFR9H116588		4	120	M/C - 2006-2002 HONDA
IGR7A-G3106		4	120	MITSUBISHI LANCER 2005-03
IJR7A97901		4	120	ATV - 2008-2001 HONDA
IKR7H891715		4	120	2014 FIAT
ILFR5B111637		4	120	HYUNDAI GENESIS 2009, SANTA FE 2009-07; KIA BORREGO 2011-09, MAGENTIS 2010-07, OPTIMA 2010-06, RONDO 2012-07
ILFR5T1196779		4	120	SCION TC 2014-11; TOYOTA 4RUNNER 2014-13, CAMRY 2014-10, FJ CRUISER 2014-13, HIGHLANDER 2014-09, RAV4 2013-09, SIENNA 2013-11, TUNDRA 2014-13, VENZA 2014-09
ILFR6A3588		4	120	MERCEDES-BENZ C230 2005-03, CL55 AMG 2006-03, CLS55 AMG 2006, E55 AMG 2006-03, G55 AMG 2011-05, S55 AMG 2006-03, SL55 AMG 2008-03, SLR McLAREN 2009-05
ILFR6B6481		4	120	LAND ROVER LR2 2011-08; SAAB 9-2X 2006; SUBARU B9 TRIBECA 2007-06, BAJA 2006-04, FORESTER 2008-04, IMPREZA 2007-04, LEGACY 2009-08, OUTBACK 2009-05; VOLVO C30 2011-07, C70 2010-06, S40 2011-04, S60 2012-11 2009-04, S80 2011-07, V50 2011-05, V70 2010-04, XC60 2011-10, XC70 2011-08, XC90 2011-07
ILFR6G-E4212		4	120	O/B - 2006-2004 MERCURY, I/O - 2006 MERCURY
ILFR6J-11K4458		4	120	HONDA CIVIC 2011-06

Spark Plug Primary Applications

PLUG NO.	STK NO.	BOX QTY	CASE QTY	PRINCIPLE APPLICATION
ILFR6T114904	4	120	LEXUS GX460 2014-10, LX570 2014-13 2011-08; TOYOTA 4RUNNER 2013-03, FJ CRUISER 2013-07, LAND CRUISER 2014-13 2011-08, SEQUOIA 2014-08, TACOMA 2014-05, TUNDRA 2014-05	
ILFR7H5245	4	120	MINI COOPER 2006	
ILKAR7B114912	4	120	LEXUS CT200H 2014-11; PONTIAC VIBE 2010-09; SCION IQ 2014-12, XD 2014-08; TOYOTA COROLLA 2014-09, MATRIX 2013-09, PRIUS 2014-10, PRIUS V 2014-12	
ILKAR7C1094940	4	120	LAND ROVER LR4 2011-10, RANGE ROVER 2011-10, RANGE ROVER SPORT 2011-10	
ILKAR7L1194124	4	120	MAZDA 3 2014, 3 SPORT 2014, 6 2014, CX-5 2014	
ILKAR8H696024	4	120	SUBARU FORESTER 2014	
ILKR7B81989	4	120	CHRYSLER 200 2014-11, 300 2014-11, 300C 2014, TOWN & COUNTRY 2014-11; DODGE AVENGER 2014-11, CHALLENGER 2014-11, CHARGER 2014-11, DURANGO 2014-11, GRAND CARAVAN 2014-11, JOURNEY 2014-11; JEEP CHEROKEE 2014, GRAND CHEROKEE 2014-11, WRANGLER 2014-12; MITSUBISHI OUTLANDER 2013-07; RAM 1500 2014-13, C/V 2014-12, PROMASTER 1500 2014, PROMASTER 2500 2014, PROMASTER 3500 2014, RAM PICKUP 2014; SMART FORTWO 2014-11	
ILKR7E693053	4	120	MINI COOPER 2010-09	
ILKR8E61422	4	120	MINI COOPER 2009-08	
ILKR8Q793819	4	120	SNOW - 2017 SKI-DOO	
ILTR5B113474	4	120	BUICK RAINIER 2007-04; CHEVROLET CAVALIER 2005-02, COBALT 2008-06, COLORADO 2009-04, HHR 2008-06, MALIBU 2008-07, TRAILBLAZER 2009-02, TRAILBLAZER EXT 2006; GMC CANYON 2009-04, ENVOY 2009-02, ENVOY XL 2006; HUMMER H3 2009-06, H3T 2009; ISUZU ASCENDER 2008-03, I-280 2006, I-290 2008-07, I-350 2006, I-370 2008; OLDSMOBILE BRAVADA 2004-02; PONTIAC G5 2010-07, G6 2009-06, GRAND AM 2005-02, PURSUIT 2006, SOLSTICE 2009-06; SAAB 9-7X 2009-05; SATURN AURA 2008-07, ION 2007-06, SKY 2008-07, VUE 2010-07	
ILTR5C115581	4	120	CHEVROLET CLASSIC 2005-04, COBALT 2005, MALIBU 2006-04; OLDSMOBILE ALERO 2004-02; PONTIAC PURSUIT 2006-05, SUNFIRE 2005-02; SATURN ION 2005-03, L100 2002-01, L200 2003-01, L300 2004, LS 2000, LS1 2000, LW1 2000, LW200 2003-01, VUE 2007-02	
ILTR5D5476	4	120	BUICK LACROSSE 2014-10, REGAL 2014-11, VERANO 2014-12; CHEVROLET CAPTIVA SPORT 2014-12, COBALT 2010-08, EQUINOX 2014-10, HHR 2010-08, IMPALA 2014, MALIBU 2014-13, ORLANDO 2014-12; GMC TERRAIN 2014-10; PONTIAC SOLSTICE 2009-08; SAAB 9-5 2011; SATURN SKY 2010-07	
ILTR5E1191418	4	120	CHEVROLET COBALT 2010-09, COLORADO 2012-10, HHR 2011-09, MALIBU 2012-09; GMC CANYON 2012-10; HUMMER H3 2010, H3T 2010; ISUZU I-370 2007; PONTIAC G6 2010; SATURN AURA 2009, SKY 2010-09	
ILTR5K1390607	4	120	FORD EDGE 2011-07, ESCAPE 2011-09, FLEX 2012-09, FUSION 2012-06, TAURUS 2012-08, TAURUS X 2009-08; LINCOLN MKS 2013-09, MKT 2012-10, MKX 2010-07, MKZ 2012-07; MERCURY MARINER 2011-09, MILAN 2011-06, SABLE 2009-08	
ILTR5L1196329	4	120	CADILLAC ATS 2014, CHEVROLET IMPALA 2014-13, MALIBU 2014-13	
ILTR5M9G90882	4	120	2013 Chevrolet Malibu 2.0L	
ILTR6A-8G3787	4	120	MAZDA 3 2009-07, 6 2007-06, CX-7 2009-07	
ILTR6E1190117	4	120	BUICK ALLURE 2010 2008-06, ENCLAVE 2014-08, LACROSSE 2014-10 2008-05, RENDEZVOUS 2005; CADILLAC ATS 2014-13, CTS 2014-05, SRX 2014-05, STS 2011-05, XTS 2014-13; CHEVROLET CAMARO 2014-10, CAPRICE 2014-12, CAPTIVA SPORT 2014-12, EQUINOX 2014-08, IMPALA 2014-12, IMPALA LIMITED 2014, MALIBU 2012-08, TRAVERSE 2014-09; FORD F-150 2014-10, F-250 SUPER DUTY 2014-11, F-350 2014-11, F-350 SUPER DUTY 2014-11; GMC ACADIA 2014-07, TERRAIN 2014-10; MAZDA 6 2013-09, CX-9 2014-07; PONTIAC G6 2009-07, G8 2009-08, TORRENT 2009-08; SAAB 9-4X 2011; SATURN AURA 2009-07, OUTLOOK 2010-07, VUE 2010-08	
ILTR6F990656	4	120	FORD FOCUS 2012	
ILTR6G8G96621	4	120	FORD EDGE 2013-12, EXPLORER 2013-12, TAURUS 2013	
ILTR6H8G96870	4	120	FORD FIESTA 2014-11	
ILTR6M9G94489	4	120	BUICK REGAL 2014, CHEVROLET MALIBU 2014	
ILTR7E990543	4	120	CADILLAC CTS 2014, XTS 2014	
ILZFR6D111208	4	120	BMW 323i 2007-06, 325i 2006, 325Xi 2006, 328i 2007, 328Xi 2007, 330i 2006, 330Xi 2006, 525i 2007-06, 525Xi 2007-06, 530i 2007-06, 530Xi 2007-06, X3 2007, X5 2007, Z4 2007-06	
ILZKAR7A106043	4	120	MERCEDES-BENZ C63 AMG 2014-08, CL63 AMG 2010-08, CLK63 AMG 2009-07, CLS63 AMG 2011-07, E63 AMG 2011-07, ML63 AMG 2011-07, R63 AMG 2007, S63 AMG 2010-08, SL63 AMG 2012-09	
ILZKAR7B111654	4	120	M/C - 2009 KAWASAKI	
ILZKAR7E11S96509	4	120	HONDA ACCORD 2014	
ILZKAR8H8S95112	4	120	2017-16 HONDA	
ILZKAR8J8SY95660	4	120	2017 HONDA	
ILZKBR7B8DG95770	4	120	MINI COOPER 2012-07	
ILZKR7A1961	4	120	AUDI Q7 2010-07; BUGATTI VEYRON 16.4 2006; PORSCHE CAYENNE 2010-08; VOLKSWAGEN CC 2014 2012-09, PASSAT 2014-12 2010-06, PASSAT CC 2010-09, TOUAREG 2014-07	
ILZKR7B117751	4	120	ACURA RDX 2015-13, TL 2012-09, TSX 2014-10; HONDA ACCORD 2014-08, ACCORD CROSSTOUR 2011-10, CROSSTOUR 2014-12, ODYSSEY 2010-08, PILOT 2011-09, RIDGELINE 2014-09	
ILZKR7B-11S5787	4	120	ACURA ILX 2015-13, MDX 2013-10, RL 2012-09, TL 2014-09, TSX 2014-09, ZDX 2013-10; HONDA ACCORD 2012-08, CIVIC 2014-12, CROSSTOUR 2014-12, CR-V 2014-10	
ILZKR8A94290	4	120	AUDI A8 QUATTRO 2014-12; PORSCHE CAYENNE 2012-11	
ILZNR8A7G91924	4	120	FORD FUSION 2017-14	
ILZTR6A8G94769	4	120	2015 FORD	
IMR8C-9H3653	4	120	M/C - 2007-2004 HONDA	
IMR8E-9HES95397	4	120	M/C - 2012 HONDA	
IMR9A-9H6966	4	120	M/C - 2004-2001 HONDA	
IMR9B-9H4888	4	120	M/C - 2007-2002 HONDA	
IMR9C-9H6777	4	120	M/C - 2006-2002 HONDA	
IMR9C-9HE6501	4	120	M/C - 2004-2003 HONDA	
IMR9C-9HES5766	4	120	M/C - 2007-2004 HONDA	
IMR9D-9H6544	4	120	PWC - 2007-2002 HONDA	

Spark Plug Primary Applications

PLUG NO.	STK NO.	BOX QTY	CASE QTY	PRINCIPLE APPLICATION
LKR8BI91553		4	120	M/C - 2011-2009 KTM
LKR9BI96205		4	120	M/C - 2011-2009 KTM
LKR6E92650		10	200	O/B - 2014 YAMAHA
LKR7AIX93911		4	120	2014-11 Chrysler 300, Dodge Challenger/Charger, Jeep Grand Cherokee
LKR7B-95847		10	200	SMART FORTWO 2014-08
LKR7E1643		10	200	KIA SOUL 2011-10, O/B - YAMAHA
LKR8A5214		10	200	2008 SMART
LKR8AP4471		4	120	BMW M3 2013-08, M5 2010-06, M6 2011-06
LMAR6A-95946		10	200	M/C - 2007 YAMAHA (HOTTER HEAT RANGE THAN OE)
LMAR6C-91679		10	200	O/B - HONDA
LMAR7A-94908		10	200	M/C - YAMAHA
LMAR8A-94313		10	200	M/C - YAMAHA 2016-15
LMAR8A-9S6817		10	200	M/C - 2013 HONDA
LMAR8AI-892288		4	120	M/C - BMW 2016-10
LMAR8C-993833		10	200	M/C - HUSQVARNA
LMAR8D-J93444		10	200	M/C - BMW
LMAR8F-990894		10	200	M/C - MOTO GUZZI 2016-14
LMAR8G95627		10	200	M/C - YAMAHA
LMAR9AI-1093188		4	120	M/C - KTM
LMAR9AI-897225		4	120	M/C - KTM
LMAR9D-J1633		10	200	M/C - BMW
LMAR9E-J6884		10	200	M/C - YAMAHA
LR4C-E94931		10	200	GENERATOR - HONDA
LR8B6208		10	200	M/C - KTM
LTR5BI-1390083		4	120	MAZDA 3 2013-06, 3 SPORT 2013-12, 5 2014-12 2010-08, 6 2013-06, CX-7 2012-10, TRIBUTE 2011-09
LTR5GP5019		4	120	BUICK LACROSSE 2014-10, RAINIER 2007-04, REGAL 2014-11, VERANO 2014-12; CADILLAC ATS 2014; CHEVROLET CAPTIVA SPORT 2014-12, CAVALIER 2005-02, CLASSIC 2005-04, COBALT 2010-05, COLORADO 2012-04, EQUINOX 2014-10, HHR 2011-06, IMPALA 2014, MALIBU 2014-04, ORLANDO 2014-12, TRAILBLAZER 2009-02, TRAILBLAZER EXT 2006-02; FORD C-MAX 2014-13, CONTOUR 2000-95, EDGE 2011-07, ESCAPE 2014-09 2004-01, ESCORT 2003-98, FLEX 2012-09, FOCUS 2004-00, FUSION 2014-08, TAURUS 2012-08, TAURUS X 2009-08, TRANSIT CONNECT 2014; GMC CANYON 2012-04, ENVOY 2009-02, ENVOY XL 2006-02, ENVOY XUV 2005-04, TERRAIN 2014-10; HUMMER H3 2010-06, H3T 2010-09; ISUZU ASCENDER 2008-03, I-280 2006, I-290 2008-07, I-350 2006, I-370 2008-07; LINCOLN MKS 2013-09, MKT 2012-10, MKX 2010-07, MKZ 2014-07; MAZDA 3 2013-06, 3 SPORT 2013-12, 5 2014-12 2010-08, 6 2013-06, CX-7 2012-10, TRIBUTE 2011-09 2004-01; MERCURY COUGAR 2002-99, MARINER 2011-09, MILAN 2011-06, MYSTIQUE 2000-95, SABLE 2009-08; OLDSMOBILE ALERO 2004-02, BRAVADA 2004-02; PONTIAC G5 2010-07, G6 2010-06, GRAND AM 2005-02, PURSUIT 2006-05, SOLSTICE 2009-06, SUNFIRE 2005-02; SAAB 9-5 2011, 9-7X 2009-05; SATURN AURA 2009-07, ION 2007-03, L100 2002-01, L200 2003-01, L300 2004, LS 2000, LS1 2000, LW1 2000, LW200 2003-01, SKY 2010-07, VUE 2010-02
LTR5IX-114344		4	120	BUICK LACROSSE 2014-10, RAINIER 2007-04, REGAL 2014-11, VERANO 2014-12; CADILLAC ATS 2014; CHEVROLET CAPTIVA SPORT 2014-12, CAVALIER 2005-02, CLASSIC 2005-04, COBALT 2010-05, COLORADO 2012-04, EQUINOX 2014-10, HHR 2011-06, IMPALA 2014, MALIBU 2014-04, ORLANDO 2014-12, TRAILBLAZER 2009-02, TRAILBLAZER EXT 2006-02; FORD C-MAX 2014-13, CONTOUR 2000-95, EDGE 2011-07, ESCAPE 2014-09 2004-01, ESCORT 2003-98, FLEX 2012-09, FOCUS 2004-00, FUSION 2014-08, TAURUS 2012-08, TAURUS X 2009-08, TRANSIT CONNECT 2014; GMC CANYON 2012-04, ENVOY 2009-02, ENVOY XL 2006-02, ENVOY XUV 2005-04, TERRAIN 2014-10; HUMMER H3 2010-06, H3T 2010-09; ISUZU ASCENDER 2008-03, I-280 2006, I-290 2008-07, I-350 2006, I-370 2008-07; LINCOLN MKS 2013-09, MKT 2012-10, MKX 2010-07, MKZ 2014-07; MAZDA 3 2013-06, 3 SPORT 2013-12, 5 2014-12 2010-08, 6 2013-06, CX-7 2012-10, TRIBUTE 2011-09 2004-01; MERCURY COUGAR 2002-99, MARINER 2011-09, MILAN 2011-06, MYSTIQUE 2000-95, SABLE 2009-08; OLDSMOBILE ALERO 2004-02, BRAVADA 2004-02; PONTIAC G5 2010-07, G6 2010-06, GRAND AM 2005-02, PURSUIT 2006-05, SOLSTICE 2009-06, SUNFIRE 2005-02; SAAB 9-5 2011, 9-7X 2009-05; SATURN AURA 2009-07, ION 2007-03, L100 2002-01, L200 2003-01, L300 2004, LS 2000, LS1 2000, LW1 2000, LW200 2003-01, SKY 2010-07, VUE 2010-02
LTR6AI1395853		4	120	FORD F-150 2013-11, MUSTANG 2013-11
LTR6AI-996780		4	120	FORD F-150 2012-11, FLEX 2014-10, TAURUS 2013-10; LINCOLN MKS 2013-10, MKT 2013-10
LTR6BI-1391725		4	120	2014-06 MAZDA
LTR6BI-992182		4	120	FORD FOCUS 2014-12
LTR6BP1394806		4	120	2011 FORD
LTR6CI-897177		4	120	2014-13 Ford Taurus, F-150
LTR6DI-896588		4	120	2014 Ford Edge, 2014-13 Ford Escape
LTR6DP1390374		4	120	2015-11 FORD
LTR6IX-116509		4	120	BUICK ALLURE 2010 2008-05, ENCLAVE 2014-08, LACROSSE 2014-10 2008-06, REGAL 2014, RENDEZVOUS 2006 2004; CADILLAC ATS 2014-13, CTS 2014-06 2004, SRX 2014-06 2004, STS 2011-06, XTS 2014-13; CHEVROLET CAMARO 2014-10, CAPRICE 2014-12, CAPTIVA SPORT 2014-12, EQUINOX 2014-08, IMPALA 2014-12, IMPALA LIMITED 2014, MALIBU 2014 2012-08, TRAVERSE 2014-09; FORD EDGE 2014-11, EXPLORER 2014-11, F-150 2014-10, F-250 SUPER DUTY 2014-11, F-350 2014-11, F-350 SUPER DUTY 2014-11, FIESTA 2012-11, FLEX 2014-11, FOCUS 2014-12, MUSTANG 2014-11, POLICE INTERCEPTOR SEDAN 2014-13, POLICE INTERCEPTOR UTILITY 2014-13, TAURUS 2014-11; GMC ACADIA 2014-07, TERRAIN 2014-10; LINCOLN MKS 2014-11, MKT 2014-11, MKX 2014-11, MKZ 2014-13; MAZDA 6 2013-09, CX-7 2009-07, CX-9 2014-07, MX-5 2014-11, MX-5 MIATA 2014-06; PONTIAC G6 2009-07, G8 2009-08, SOLSTICE 2007, TORRENT 2009-08; SAAB 9-4X 2011; SATURN AURA 2009-07, OUTLOOK 2010-07, VUE 2010-08; SUZUKI GRAND VITARA 2010-09, XL-7 2009-07, (COLDER HEAT RANGE THAN OE) LTR5IX-11 (STOCK #4344)
LTR7IX-116510		4	120	CADILLAC CTS 2014, XTS 2014, (COLDER HEAT RANGE THAN OE) LTR5IX-11 (STOCK #4344)
LZFR5BI-1193298		4	120	MIITSUBISHI MIRAGE 2014
LZFR5C-1192174		4	120	CHRYSLER 300 2013-09, ASPEN 2009-08; DODGE CHALLENGER 2013-09, CHARGER 2013-09, DAKOTA 2010-08, DURANGO 2013-11 2009-08, RAM 1500 2010-08, RAM 2500 2010-09, RAM 3500 2009; JEEP COMMANDER 2010-08, GRAND CHEROKEE 2013-08; RAM 1500 2013-11, 2500 2013-11, 3500 2013-11, DAKOTA 2011, RAM 2013-12, RAM PICKUP 2013-11
LZFR5CI-1192145		4	120	2015-14 CHRYSLER, 2015-14 DODGE
LZFR6AI3656		4	120	MIITSUBISHI ECLIPSE 2012-06, GALANT 2012-04, LANCER 2006-04, OUTLANDER 2006-04

Spark Plug Primary Applications

PLUG NO.	STK NO.	BOX QTY	CASE QTY	PRINCIPLE APPLICATION
R5670-62746	4	120		RACING USE
R5670-72891	4	120		RACING USE
R5670-83354	4	120		RACING USE
R5670-93913	4	120		RACING USE
R5671A-105820	4	120		RACING USE
R5671A-116596	4	120		RACING USE
R5671A-74091	4	120		RACING USE
R5671A-84554	4	120		RACING USE
R5671A-95238	4	120		RACING USE
R5672A-107942	4	120		RACING USE
R5672A-87173	4	120		RACING USE
R5672A-97405	4	120		RACING USE
R5673-104050	4	120		I/O - 1981-1975 FLAGSHIP
R5673-62405	4	120		RACING USE
R5673-72817	4	120		I/O - 1993-1975 FLAGSHIP, 1990-1978 HARDIN
R5673-83249	4	120		I/O - 1993-1975 FLAGSHIP
R5673-93442	4	120		RACING USE
R5674-106702	4	120		RACING USE
R5674-64449	4	120		RACING USE
R5674-75034	4	120		I/O - 1980-1968 CRUSADER, 1993-1975 FLAGSHIP
R5674-85657	4	120		RACING USE
R5674-96468	4	120		RACING USE
R5724-107993	4	120		RACING USE
R5724-87317	4	120		RACING USE
R5724-97891	4	120		RACING USE
R6061-105962	10	200		RACING USE
R6061-112773	10	200		RACING USE
R6061-94074	10	200		RACING USE
R6252E-1052396	4	120		RACING USE
R6252K-1052741	4	120		M/C - 2009-1992 KAWASAKI, 2003 SUZUKI
R6254E-1053949	4	120		RACING USE
R6254E-95583	4	120		M/C - 1993-1992 KAWASAKI
R6254K-1054076	4	120		M/C - 2000-1991 KAWASAKI
R6601-104017	4	120		RACING USE
R6601-114586	4	120		RACING USE
R6725-1053857	4	120		RACING USE
R6725-114311	4	120		RACING USE
R6725-1154482	4	120		RACING USE
R6918B-76259	4	120		M/C - 2000-1996 SUZUKI
R6918B-84492	4	120		M/C - 2005 KAWASAKI, 2001-1998 KTM, 2007-1996 SUZUKI
R6918B-92954	4	120		RACING USE
R6918C-95196	10	200		PWC - 1999 KAWASAKI (JET-SKI)
R7282-102000	4	120		RACING USE
R7282-1054985	4	120		RACING USE
R7376-104457	4	120		M/C - 1997-1987 HONDA, 2004 KAWASAKI, 1999-1994 YAMAHA
R7376-85442	4	120		M/C - 2004 KAWASAKI
R7376-97763	4	120		RACING USE
R7420-105501	4	120		RACING USE
R7420-1054857	4	120		RACING USE
R7420-117756	4	120		RACING USE
R7420-96448	4	120		RACING USE
R7433-94660	4	120		RACING USE
R7434-104894	4	120		RACING USE
R7435-104897	4	120		M/C - 2001-1998 KTM
R7437-84901	4	120		RACING USE
R7437-94654	4	120		RACING USE
R7438-84905	4	120		RACING USE
R7438-94656	4	120		RACING USE
R7440A-10L4282	4	120		RACING USE
R8102B-1095746	10	100		RACING PLUG
RE7C-L6700	4	120		MAZDA RX-8 2011-04
RE9B-T6701	4	120		MAZDA RX-8 2011-04
SIFR6A11127	4	120		SUBARU LEGACY 2012-10, OUTBACK 2012-10
SIKR9A793618	4	120		DODGE DART 2014-13; FIAT 500 2014-12, 500L 2014

Spark Plug Primary Applications

PLUG NO.	STK NO.	BOX QTY	CASE QTY	PRINCIPLE APPLICATION
SILFR6A7913		4	120	SUBARU FORESTER 2013-09, IMPREZA 2014-08, LEGACY 2009-05, OUTBACK 2009-05, TRIBECA 2009-08, WRX 2014-12, WRX STI 2014-13
SILFR6A115468		4	120	SUZUKI GRAND VITARA 2012-09, KIZASHI 2012-10, SX4 2012-10
SILFR6B8373		4	120	SUBARU LEGACY 2012-10
SILFR6C117505		4	120	SUBARU LEGACY 2014-10, OUTBACK 2014-10, TRIBECA 2014-10
SILKR8A-S1402		4	120	ACURA RDX 2012-07
SILKR8B8DS95705		4	120	HONDA CIVIC 2014-12
SILMAR10A9S7764		4	120	(COLDER HEAT RANGE THAN OE) SILMAR9A9S (STOCK # 6213)
SILMAR9A9S6213		4	120	M/C - 2009 HONDA
SILMAR9B995399		4	120	2016-15 KAWASAKI
SILTR6A7G95369		4	120	MAZDA 3 2013-10, CX-7 2012-10
SILZKAR7B1193482		4	120	SUBARU FORESTER 2014-11, IMPREZA 2014-12, LEGACY 2014-13, OUTBACK 2014-13, XV 2013, XV CROSSTREK 2014-13
SILZKAR7E8S93476		4	120	2016-12 JAGUAR, 2016-14 LAND ROVER
SILZKBR8D8S97506		4	120	2015 BMW
SILZKBR8E8S96987		4	120	BMW 528i 2012, 528i XDRIVE 2012, Z4 2012
SILZKFR8D7S95875		4	120	2014 MERCEDES-BENZ
SILZKFR8E7S90654		4	120	2013-2012 MERCEDES-BENZ
SILZKR6B10E93815		4	120	HYUNDAI ACCENT 2014-12, VELOSTER 2013-12; KIA RIO 2014-12, SOUL 2014-12
SILZKR6B116215		4	120	HYUNDAI ELANTRA 2012-11, GENESIS 2011-09; KIA BORREGO 2011-09
SILZKR6D8E91568		4	120	HYUNDAI VELOSTER 2014-13; KIA FORTE 2014, FORTE KOUP 2014
SILZKR7B119723		4	120	HYUNDAI AZERA 2014-12, ELANTRA 2014-13, ELANTRA COUPE 2014-13, ELANTRA GT 2014-13, GENESIS COUPE 2014-10, SANTA FE 2014-10, SANTA FE XL 2014-13, TUCSON 2014; KIA CADENZA 2014, FORTE 2014, FORTE KOUP 2014, RONDO 2014, SEDONA 2014 2012-11, SORENTO 2014-11, SOUL 2014-12
SILZKR7B8E93411		4	120	2014 Hyundai Veloster Turbo - from Prod. Date 12/13/2013
SILZKR7E8EG93655		4	120	2015 HYUNDAI
SILZKR7E9G91467		4	120	2015 HYUNDAI
SIMR8A991064		4	120	M/C - 2009 HONDA
SIZKBR8A8HS1555		4	120	BMW ALPINA B7 2012-11, ALPINA B7 XDRIVE 2012-11, ALPINA B7L 2012-11, ALPINA B7L XDRIVE 2012-11
SPMR8A6H-92264 DG		4	120	FERRARI CALIFORNIA 2013-09
TR43754		4	120	BUICK CENTURY 1993 1989-87, LUCERNE 2011, REGAL 1993-88, SKYHAWK 1989-87; CADILLAC CIMARRON 1988-87; CHEVROLET BERETTA 1993-87, CAVALIER 1994-87, CELEBRITY 1990-87, CORSICA 1993-87, IMPALA 2011, LUMINA 1994-90; FORD F-150 2008; OLDSMOBILE CUTLASS CIERA 1993 1989-87, CUTLASS CRUISER 1989-87, CUTLASS SUPREME 1993-88, FIRENZA 1988-87; PONTIAC 6000 1991-87, GRAND PRIX 1993-88, SUNBIRD 1994-91, TEMPEST 1991-87, I/O - 1998-1996 OMC, GENERATOR - ONAN, TURF EQUIPMENT E-Z-GO/TEXTRON
TR45-1GP5684		4	120	FORD FREESTAR 2007-06
TR45-1IX6744		4	120	FORD FREESTAR 2007-06
TR4GP2815		4	120	BUICK CENTURY 1993 1989-87, LUCERNE 2011-09, REGAL 1993-88, SKYHAWK 1989-87, TERRAZA 2007-06; CADILLAC CIMARRON 1988-87; CHEVROLET BERETTA 1993-87, CAVALIER 1994-87, CELEBRITY 1990-87, CORSICA 1993-87, IMPALA 2011-06, LUMINA 1994-90, MALIBU 2010-06, MONTE CARLO 2007-06, UPLANDER 2009-06; FORD F-150 2008; OLDSMOBILE CUTLASS CIERA 1993 1989-87, CUTLASS CRUISER 1989-87, CUTLASS SUPREME 1993-88, FIRENZA 1988-87; PONTIAC 6000 1991-87, G6 2010-06, GRAND PRIX 1993-88, MONTANA 2009-06, SUNBIRD 1994-91, TEMPEST 1991-87; SATURN AURA 2008-07, RELAY 2007-06, VUE 2010-08, I/O - 1998-1996 OMC
TR4IX7300		4	120	BUICK CENTURY 1993 1989-87, LUCERNE 2011-09, REGAL 1993-88, SKYHAWK 1989-87, TERRAZA 2007-06; CADILLAC CIMARRON 1988-87; CHEVROLET BERETTA 1993-87, CAVALIER 1994-87, CELEBRITY 1990-87, CORSICA 1993-87, IMPALA 2011-06, LUMINA 1994-90, MALIBU 2010-06, MONTE CARLO 2007-06, UPLANDER 2009-06; FORD F-150 2008; OLDSMOBILE CUTLASS CIERA 1993 1989-87, CUTLASS CRUISER 1989-87, CUTLASS SUPREME 1993-88, FIRENZA 1988-87; PONTIAC 6000 1991-87, G6 2010-06, GRAND PRIX 1993-88, MONTANA 2009-06, SUNBIRD 1994-91, TEMPEST 1991-87; SATURN AURA 2008-07, RELAY 2007-06, VUE 2010-08, I/O - 1998-1996 OMC

Spark Plug Primary Applications

PLUG NO.	STK NO.	BOX QTY	CASE QTY	PRINCIPLE APPLICATION
TR55-12683		4	120	BUICK CENTURY 1995-94; CHEVROLET BERETTA 1996-94, CAVALIER 1997-94, CORSICA 1996-94, LLV 1995-94, S10 1997-94; FORD COUNTRY SQUIRE 1991-87, E-150 ECONOLINE 2002-98, E-150 ECONOLINE CLUB WAGON 2002-98, E-250 ECONOLINE 2002-98, ESCORT 2002-91, EXPLORER 2010-06, EXPLORER SPORT TRAC 2010-07, F-150 2002-98, FOCUS 2004-00, FREESTAR 2007-06, LTD 1986-85, LTD CROWN VICTORIA 1991-87, MUSTANG 2010-05 1997-94 1986-85, RANGER 2011-01, TAURUS 1995-88, THUNDERBIRD 1997-85, WINDSTAR 1995; GMC SONOMA 1997-94; ISUZU HOMBRE 1997-96; LAND ROVER LR3 2008-05; LINCOLN CONTINENTAL 1994-86, MARK VII 1987-85, TOWN CAR 1990-86; MAZDA B4000 2010-04 2002-01; MERCURY CAPRI 1986-84, COLONY PARK 1991-87, COUGAR 1997-85, GRAND MARQUIS 1991-86, MARQUIS 1986-83, MONTEREY 2006-04, MOUNTAINEER 2010-06, SABLE 1995-88, TRACER 1999-91; OLDSMOBILE CUTLASS CIERA 1996-94; PONTIAC SUNFIRE 1997-95
TR55-1GP7159		4	120	BUICK CENTURY 1995-94; CHEVROLET BERETTA 1996-94, CAVALIER 1997-94, CORSICA 1996-94, LLV 1995-94, S10 1997-94; FORD COUNTRY SQUIRE 1991-87, E-150 ECONOLINE 2002-98, E-150 ECONOLINE CLUB WAGON 2002-98, E-250 ECONOLINE 2002-98, ESCORT 2002-91, EXPLORER 2010-06, EXPLORER SPORT TRAC 2010-07, F-150 2002-98, FOCUS 2004-00, FREESTAR 2007-06, LTD 1986-85, LTD CROWN VICTORIA 1991-87, MUSTANG 2010-05 1997-94 1986-85, RANGER 2011-01, TAURUS 1995-88, THUNDERBIRD 1997-85, WINDSTAR 1995; GMC SONOMA 1997-94; ISUZU HOMBRE 1997-96; LAND ROVER LR3 2008-05; LINCOLN CONTINENTAL 1994-86, MARK VII 1987-85, TOWN CAR 1990-86; MAZDA B4000 2010-04 2002-01; MERCURY CAPRI 1986-84, COLONY PARK 1991-87, COUGAR 1997-85, GRAND MARQUIS 1991-86, MARQUIS 1986-83, MONTEREY 2007-04, MOUNTAINEER 2010-06, SABLE 1995-88, TRACER 1999-91; OLDSMOBILE CUTLASS CIERA 1996-94; PONTIAC SUNFIRE 1997-95
TR55-1IX7316		4	120	BUICK CENTURY 1995-94; CHEVROLET BERETTA 1996-94, CAVALIER 1997-94, CORSICA 1996-94, LLV 1995-94, S10 1997-94; FORD COUNTRY SQUIRE 1991-87, E-150 ECONOLINE 2002-98, E-150 ECONOLINE CLUB WAGON 2002-98, E-250 ECONOLINE 2002-98, ESCORT 2002-91, EXPLORER 2010-06, EXPLORER SPORT TRAC 2010-07, F-150 2002-98, FOCUS 2004-00, FREESTAR 2007-06, LTD 1986-85, LTD CROWN VICTORIA 1991-87, MUSTANG 2010-05 1997-94 1986-85, RANGER 2011-01, TAURUS 1995-88, THUNDERBIRD 1997-85, WINDSTAR 1995; GMC SONOMA 1997-94; ISUZU HOMBRE 1997-96; LAND ROVER LR3 2008-05; LINCOLN CONTINENTAL 1994-86, MARK VII 1987-85, TOWN CAR 1990-86; MAZDA B4000 2010-04 2002-01; MERCURY CAPRI 1986-84, COLONY PARK 1991-87, COUGAR 1997-85, GRAND MARQUIS 1991-86, MARQUIS 1986-83, MONTEREY 2007-04, MOUNTAINEER 2010-06, SABLE 1995-88, TRACER 1999-91; OLDSMOBILE CUTLASS CIERA 1996-94; PONTIAC SUNFIRE 1997-95
TR55GP3403		4	120	ASTON MARTIN DB7 2003-02; BUICK ALLURE 2007-05, CENTURY 2005-89, COMMERCIAL CHASSIS 1996-94, ELECTRA 1990-88, LACROSSE 2008-05, LESABRE 2005-88, LUCERNE 2011-10 2008-06, PARK AVENUE 2005-91, REATTA 1991-88, REGAL 2004-90, RENDEZVOUS 2007-02, RIVIERA 1999-95 1993-88, ROADMASTER 1996-94, SKYLARK 1998-89, TERRAZA 2006-05; CADILLAC 60 SPECIAL 1993, ALLANTE 1993-87, COMMERCIAL CHASSIS 1996-85, DEVILLE 2005-82, DTS 2011-06, ELDORADO 2002-82, ESCALADE 2000-99, FLEETWOOD 1996-94 1992-82, SEVILLE 2004-82, SRX 2009-07, STS 2010-07, XLR 2009-07; CHEVROLET ASTRO 2005-96, AVALANCHE 2500 2006-02, BERETTA 1996-94, BLAZER 2005-96, C1500 1999-96, C1500 SUBURBAN 1999-96, C2500 2000-96 1993-92, C2500 SUBURBAN 1999-96, C35 2000-96, C3500 2002-96, C3500HD 2002-01, CAMARO 2002-93, CAPRICE 1996-94, CARGO VAN 1999-97, CAVALIER 2002-95, CORSICA 1996-94, CORVETTE 1996-92, EQUINOX 2007-05, EXPRESS 1500 2014-96, EXPRESS 2500 2005-96, EXPRESS 3500 2002-96, EXPRESS CARGO 2013-10, G30 2002-01 1995, IMPALA 2005-00 1996-94, K1500 1999-96, K1500 SUBURBAN 1999-96, K2500 2000-96 1993-92, K2500 SUBURBAN 1999-96, K3500 2000-96, L30 2000-99, LUMINA 2001-95, LUMINA APV 1996-92, MALIBU 2006-97, MONTE CARLO 2005-95, P30 2002 1999-96, R25 2002 2000-96, S10 2004-96, SILVERADO 1999-96, SILVERADO 1500 2013-99, SILVERADO 2500 2002-01, SILVERADO 2500 HD 2007-01, SILVERADO 3500 2007-01, SONORA 2002-00, SUBURBAN 1500 2002-96, SUBURBAN 2500 2006-01, TAHOE 2000-96, UPLANDER 2006-05, VENTURE 2005-97; FORD AEROSTAR 1997-90, CLUB WAGON 1998-97, CONTOUR 2000-95, CROWN VICTORIA 2011-92, E-150 2014-03, E-150 CLUB WAGON 2005-03, E-150 ECONOLINE 2008-07 2002-97, E-150 ECONOLINE CLUB WAGON 2002-97, E-250 2014-03, E-250 ECONOLINE 2002-97, E-250 SUPER DUTY 2005-04, E-350 2003, E-350 CLUB WAGON 2005-03, E-350 ECONOLINE 2008-07 2002-97, E-350 ECONOLINE CLUB WAGON 2002-97, E-350 SUPER DUTY 2014-04, E-450 ECONOLINE SUPER DUTY 2002-00, E-450 ECONOLINE SUPER DUTY STRIPPED 2002-00, E-450 SUPER DUTY 2014-03, E-450 SUPER DUTY STRIPPED CHASSIS 2003, E-550 ECONOLINE SUPER DUTY 2002, E-550 SUPER DUTY 2003, ECONOLINE 2006-99, ECONOLINE SUPER DUTY 1999-97, ECONOLINE VAN 2014-10, ECONOLINE WAGON 2014-10, ESCAPE 2008-01, EXCURSION 2005-00, EXPEDITION 2004-97, EXPLORER 2005-91, EXPLORER SPORT TRAC 2005-01, F-150 2009-97, F-150 HERITAGE 2004, F-250 2001-97, F-250 SUPER DUTY 2004-99, F-350 2009-99, F-350 SUPER DUTY 2004-99, F-450 SUPER DUTY 2004-99, F53 2004-99, F-550 SUPER DUTY 2004-99, FIESTA 1979-78, FIVE HUNDRED 2007-05, FOCUS 2011, FREESTAR 2005-04, FREESTYLE 2007-05, FUSION 2009-06, MUSTANG 2004-93, RANGER 2011-05 1996-90, TAURUS 2005-96, TEMPO 1994-89, THUNDERBIRD 1997-94, TRANSIT CONNECT 2013-10, WINDSTAR 1996; GMC C1500 1999-96, C1500 SUBURBAN 1999-96, C2500 2000-96, C2500 SUBURBAN 1999-96, C3500 2000-96, C3500HD 2002-96, JIMMY 2005-96, K1500 1999-96, K1500 SUBURBAN 1999-96, K2500 2000-96, K2500 SUBURBAN 1999-96, K3500 2000-96, P3500 1999-96, SAFARI 2005-96, SAVANA 1500 2014-96, SAVANA 2500 2005-96, SAVANA 3500 2002-96, SIERRA 1500 2013-99, SIERRA 2500 HD 2007-01, SIERRA 3500 2007-01, SONOMA 2004-96, YUKON 2000-96, YUKON XL 2500 2006-01; ISUZU HOMBRE 1999-97; JAGUAR S-TYPE 2002-00, X-TYPE 2002; LINCOLN AVIATOR 2005-03, BLACKWOOD 2003-02, CONTINENTAL 2002-95, LS 2005-00, MARK VIII 1998-93, NAVIGATOR 2004-98, TOWN CAR 2011 2008-91, ZEPHYR 2006; MAZDA 5 2007-06, 6 2005-03, B2300 2010, B3000 2008-04, B4000 2003 1996-94, MPV 2006-02, NAVAJO 1994-91, TRIBUTE 2006-01; MERCURY COUGAR 2002-99 1997-94, GRAND MARQUIS 2011-92, MARAUDER 2004-03, MARINER 2008-05, MILAN 2009-06, MONTEGO 2007-05, MOUNTAINEER 2005-97, MYSTIQUE 2000-95, SABLE 2005-96, TOPAZ 1994-89; OLDSMOBILE 88 1999-92, 98 1996-88, ACHIEVA 1998-92, ALERO 2004-99, AURORA 2003-01 1999-95, BRAVADA 2001-96, CUTLASS 1999-97, CUTLASS CALAIS 1991-89, CUTLASS CIERA 1996-89, CUTLASS CRUISER 1994-89, CUTLASS SUPREME 1997-93, DELTA 88 1991-88, INTRIGUE 2002-98, LSS 1999-96, REGENCY 1998-97, SILHOUETTE 2004-92, TORONADO 1992-88; PONTIAC AZTEK 2005-01, BONNEVILLE 2005-88, FIREBIRD 2002-93, G6 2006-05, GRAND AM 2005-92, GRAND PRIX 2008-94, MONTANA 2006-99, SUNFIRE 2002-95, TORRENT 2007-06, TRANS SPORT 1999-92; SATURN RELAY 2006-05, I/O - 2005 CRUSADER, 2005-1994 INDMAR, 2006-2000 MERCURUISER

Spark Plug Primary Applications

PLUG NO.	STK NO.	BOX QTY	CASE QTY	PRINCIPLE APPLICATION
TR5IX7397		4	120	ASTON MARTIN DB7 2004; AUDI V8 QUATTRO 1991-90; BUICK ALLURE 2009-08, CENTURY 1988-86, ELECTRA 1987-86, LACROSSE 2009-08, LESABRE 1988-86, RAINIER 2007-04, RIVIERA 1987-86, SKYLARK 1988-86, SOMERSET 1987-86, SOMERSET REGAL 1985; CADILLAC CTS 2007-04, ESCALADE 2014-02, ESCALADE ESV 2014-03, ESCALADE EXT 2013-02, SRX 2006-04, STS 2006-05, XLR 2006-04; CHEVROLET AVALANCHE 2013-07, AVALANCHE 1500 2006-02, CAMARO 2014-10 2002-98, CAPRICE 2013-11, CAVALIER 2002-99, COLORADO 2012-09, CORVETTE 2013-93, EXPRESS 1500 2014-03, EXPRESS 2500 2014-03, EXPRESS 3500 2014-03, EXPRESS 4500 2014-09, EXPRESS CARGO 2013-10, IMPALA 2009-06, LUMINA 1995-91, MONTE CARLO 2007-06 1995, S10 2003 2001-99, SILVERADO 1500 2013-99, SILVERADO 1500 HD 2007-05 2003-01, SILVERADO 2500 2014-11 2009-99, SILVERADO 2500 HD 2014-01, SILVERADO 3500 2013-11 2009-01, SILVERADO 3500 HD 2014-07, SONORA 2006-03, SS 2014, SSR 2006-03, SUBURBAN 2014, SUBURBAN 1500 2014-00, SUBURBAN 2500 2013-00, TAHOE 2014-00, TRAILBLAZER 2009-06, TRAILBLAZER EXT 2006-03, VEGA 1976-75; DELOREAN DMC 12 1983-81; DODGE MONACO 1992-90; EAGLE MEDALLION 1989-88, PREMIER 1992-88; FORD AEROSTAR 1997-86, BRONCO II 1990-84, COURIER 1982-77, E-250 2005-03, E-250 ECONOLINE 2002-97, E-250 SUPER DUTY 2005-04, E-350 2003, E-350 CLUB WAGON 2005-03, E-350 ECONOLINE 2002-97, E-350 ECONOLINE CLUB WAGON 2002-97, E-350 SUPER DUTY 2005-04, E-450 ECONOLINE SUPER DUTY 2002-00, E-450 ECONOLINE SUPER DUTY STRIPPED 2002-00, ECONOLINE SUPER DUTY 1999, ESCAPE 2012-09 2006, ESCORT 1985-82, EXP 1985-82, F-100 1983, F-150 2010 2003-00 1998 1995-93, F-150 HERITAGE 2004, F-250 1999-97, FAIRMONT 1982-78, FIESTA 1980, FOCUS 2005, FUSION 2012-10, GRANADA 1982-81, LTD 1985-83, MUSTANG 2000 1993-91 1986-79, MUSTANG II 1978-74, PINTO 1980-74, PROBE 1992-90, RANGER 2007-83, TAURUS 2007-86, TEMPO 1994-92 1989-84, THUNDERBIRD 1988-83, WINDSTAR 2003-95; GMC CANYON 2012-09, ENVOY 2009-05, ENVOY XL 2004-03, ENVOY XUV 2005-04, SAVANA 1500 2014-03, SAVANA 2500 2014-03, SAVANA 3500 2014-03, SAVANA 4500 2014-09, SIERRA 2013-07, SIERRA 1500 2013-99, SIERRA 1500 HD 2007-05 2003-01, SIERRA 2500 2004-99, SIERRA 2500 HD 2014-01, SIERRA 3500 2007-01, SIERRA 3500 HD 2014-07, SIERRA C3 2001, SONOMA 2003-98, YUKON 2014-00, YUKON XL 1500 2014-00, YUKON XL 2500 2013-00; HUMMER H2 2009-03, H3 2010-08, H3T 2010-09; ISUZU ASCENDER 2006-03, HOMBRE 2000-98; JAGUAR XJ12 1988-81, XJS 1988-79 1977; LINCOLN TOWN CAR 2010-06; MAZDA 6 2008-03, B2300 2009-01 1997-94, B2500 2001-98, B3000 2003-94, MPV 2001-00, TRIBUTE 2011 2009-08 2006 2004; MERCEDES-BENZ 190E 1993-84, 260E 1989-87, 300CE 1989-88, 300E 1993-86, 300SE 1991-88, 300SEL 1991-88, 300TE 1993-88; MERCURY BOBCAT 1980-75, CAPRI 1984-79 1977-76, COUGAR 1986-84 1982-81, LN7 1983-82, LYNX 1985-84 1982, MARINER 2011-09, MARQUIS 1984-83, MILAN 2011-10, SABLE 2005-86, TOPAZ 1994-92 1988-84, ZEPHYR 1982-78; MERKUR SCORPIO 1989-88; OLDSMOBILE 98 1987-86, CALAIS 1987-85, CUTLASS CALAIS 1988, CUTLASS CIERA 1988-86, CUTLASS CRUISER 1988-87, CUTLASS SUPREME 1995-91, DELTA 88 1988-86, TORONADO 1987-86; PANOZ AIV ROADSTER 2000-99, ESPERANTE 2005-01; PEUGEOT 505 1991-87, 604 1981-77; PONTIAC BONNEVILLE 1988-87, FIREBIRD 2002-98, G8 2009-08, GRAND AM 1987-85, GRAND PRIX 2008-05 1995-91, GTO 2006-04, SUNFIRE 2002-99; RENAULT FUEGO 1985-84, R181 1986-84; SAAB 9-7X 2009-05; VOLVO 262 1981-78 1976, 264 1982-76, 265 1981-76, 760 1990-83, 780 1990-87, I/O - 2005-1994 INDMAR, 2000-1999 KODIAK, 2000-1998 MARINE POWER, 2006-2000 MERCURISER, 1998-1987 OMC, LIFT TRUCKS - KEM EQUIPMENT
TR64177		4	120	ASTON MARTIN DB7 2000, VANQUISH 2006-02; CADILLAC CTS 2014-11; CHEVROLET CAMARO 2014-12, CORVETTE 2013-11 2009-06; FORD CROWN VICTORIA 2005-96, ESCAPE 2005, FOCUS 2007-03, GT 2006-05, MUSTANG 2012-11 2009-07 2004-03, RANGER 2000-97, TAURUS 2006-99; JAGUAR S-TYPE 2006-05, X-TYPE 2006-02; MAZDA 3 2005-04, B4000 2000-97; MERCURY SABLE 2005-03 2001; PONTIAC FIREBIRD 1989, GRAND PRIX 1990-89
TR65IX3692		4	120	ASTON MARTIN VANQUISH 2006-03, FORD ESCAPE 2005, F-150 2003, FOCUS 2010-03, MUSTANG 2004-03, JAGUAR S-TYPE 2006-05, X-TYPE 2006-03, MAZDA 3 2005-04
TR6AP-135809		4	120	FORD FOCUS 2010-06
TR6AP-13E4968		4	120	2013 JAGUAR
TR6GP5141		4	120	ASTON MARTIN DB7 2000, VANQUISH 2006-02; CADILLAC CTS 2014-09; CHEVROLET CAMARO 2014-12, CORVETTE 2013-06; FORD CROWN VICTORIA 2005-96, ESCAPE 2005, FOCUS 2007-03, GT 2006-05, MUSTANG 2012-07 2004-03, RANGER 2000-97, TAURUS 2006-99; JAGUAR S-TYPE 2006-05, X-TYPE 2006-02; MAZDA 3 2005-04, B4000 2000-97; MERCURY SABLE 2005-03 2001; PONTIAC FIREBIRD 1989, GRAND PRIX 1990-89, I/O - 1998-1991 INDMAR, 2000-1992 MARINE POWER, 2006-2000 MERCURISER, 1997-1996 OMC
TR6IX3689		4	120	ASTON MARTIN DB7 2000, VANQUISH 2006-02; CADILLAC CTS 2014-09; CHEVROLET CAMARO 2014-12, CORVETTE 2013-06; FORD CROWN VICTORIA 2005-96, ESCAPE 2005, FOCUS 2007-03, GT 2006-05, MUSTANG 2012-07 2004-03, RANGER 2000-97, TAURUS 2006-99; JAGUAR S-TYPE 2006-05, X-TYPE 2006-02; MAZDA 3 2005-04, B4000 2000-97; MERCURY SABLE 2005-03 2001; PONTIAC FIREBIRD 1989, GRAND PRIX 1990-89, I/O - 1998-1991 INDMAR, 2000-1992 MARINE POWER, 2006-2000 MERCURISER, 1997-1996 OMC
TR7IX3690		4	120	BUICK LUCERNE 2009-08; CADILLAC DTS 2009-08, STS 2009-06, XLR 2009-06
TR8IX3691		4	120	2006-2000 ASTON MARTIN, 2006 CHEVROLET, 2009-1996 FORD, 2006-2002 JAGUAR, 2005 LINCOLN, 2005-2003 MAZDA, 2007-2003 MERCURY (COLDER HEAT RANGE THAN OE)

Spark Plug Primary Applications

PLUG NO.	STK NO.	BOX QTY	CASE QTY	PRINCIPLE APPLICATION
UR46630	4	120	120	<p>BUICK APOLLO 1974-73, CENTURION 1973-71, CENTURY 1981-77 1974-73, COMMERCIAL CHASSIS 1991, ELECTRA 1974-67, ESTATE WAGON 1974-70, GRAN SPORT 1967, GS 1972-70, GS 350 1969-68, GS 400 1969-68, GS 455 1972-70, LESABRE 1982 1980-78 1974-68, REGAL 1987-77 1974-73, RIVIERA 1985-84 1981-79 1974-67, ROADMASTER 1991, SKYLARK 1979-77 1972-67, SPECIAL 1969-68, SPORTWAGON 1972-68, WILDCAT 1970-67; CADILLAC BROUGHAM 1992-91, COMMERCIAL CHASSIS 1993, FLEETWOOD 1993; CHECKER MARATHON 1978-76 1974-70; CHEVROLET BEL AIR 1981 1971, BISCAYNE 1971, BLAZER 1971, BROOKWOOD 1971, C10 1986-76, C10 PICKUP 1971, C10 SUBURBAN 1986-76 1971, C20 1986-76, C20 PICKUP 1971, C20 SUBURBAN 1986-76 1971, C30 1986 1984-76, C30 PICKUP 1971, C70 1990, CAMARO 1992-75 1971, CAPRICE 1993-76 1971, CHEVELLE 1971, CORVETTE 1991-88 1984 1982-76 1971, EL CAMINO 1987 1985-76 1971-70, G10 1984-76, G10 VAN 1971, G20 1984-76, G20 VAN 1971, G30 1984-76, G30 VAN 1971, IMPALA 1985-76 1971, K10 1986-76, K10 PICKUP 1971, K10 SUBURBAN 1986-85 1983-76 1971, K20 1985-76, K20 PICKUP 1971, K20 SUBURBAN 1986-76 1971, K30 1984-82 1980-77, K30 PICKUP 1971, K5 BLAZER 1986-76, KINGSWOOD 1971-70, LAGUNA 1976, MALIBU 1983-75, MONTE CARLO 1988-76 1971, MONZA 1979-76, NOVA 1979-75 1971, P10 1979-77, P10 VAN 1972-71, P20 1984-79 1976, P20 VAN 1972-70, P30 1984-78 1976, P30 VAN 1972-70, TOWNSMAN 1971-70, VEGA 1976; CHRYSLER CORDOBA 1983-80, FIFTH AVENUE 1983, LEBARON 1981-78, NEW YORKER 1982, NEWPORT 1981-79, TOWN & COUNTRY 1981-78; DODGE ASPEN 1980-76, B100 1980-75, B100 VAN 1974, B150 1987-81, B200 1980-75, B200 VAN 1974, B250 1987-81, B300 1980-75, B300 VAN 1974, CB300 1979-77 1975, CHARGER 1976, CORONET 1976-75, D100 1987-86 1979-75, D150 1987-77, D200 1980-75, D250 1987-81, D300 1978-75, DART 1976-75, DIPLOMAT 1983-78, MIRADA 1983-80, MONACO 1978-77, RAMCHARGER 1980-75, ST. REGIS 1981-79, W100 1987-86 1977-75, W150 1987-78, W200 1980-75, W250 1982-81, W300 1978-75, W350 1982; FORD BRONCO 1988-76, COUNTRY SEDAN 1974-70, COUNTRY SQUIRE 1974-70, CUSTOM 1972-70, CUSTOM 500 1976-70, E-100 ECONOLINE 1983-75, E-100 ECONOLINE CLUB WAGON 1983-75, E-150 ECONOLINE 1988-75, E-150 ECONOLINE CLUB WAGON 1985-75, E-250 ECONOLINE 1988-75, E-250 ECONOLINE CLUB WAGON 1991-75, E-350 ECONOLINE 1996-75, E-350 ECONOLINE CLUB WAGON 1996-77, ECONOLINE SUPER DUTY 1996, ELITE 1976-75, F SUPER DUTY 1996-90 1988, F-100 1982-81 1979-75, F-100 PICKUP 1974-73, F-150 1988-75, F-250 1996-75, F-250 PICKUP 1974-73, F-350 1996-75, F-350 PICKUP 1974-73, F53 1996-88, FAIRLANE 1970-69, FALCON 1970, GALAXIE 500 1974-69, GRAN TORINO 1976-72, GRANADA 1976-75, LTD 1986-81 1976-70, LTD CROWN VICTORIA 1991-87, MAVERICK 1976-75, MUSTANG 1985-84 1973-69, MUSTANG II 1976-75, P-350 1976, P-400 1976, P-500 1977-76, RANCH WAGON 1974-70, RANCHERO 1977-70, THUNDERBIRD 1976-75 1973-72, TORINO 1976-70; GMC C15 1978-76, C15 SUBURBAN 1978-76, C15/C1500 PICKUP 1971, C15/C1500 SUBURBAN 1971, C1500 1986-79, C1500 SUBURBAN 1986-79, C25 1978-76, C25 SUBURBAN 1978-76, C25/C2500 PICKUP 1971, C25/C2500 SUBURBAN 1971, C2500 1986-79, C2500 SUBURBAN 1986-79, C35 1978-76, C35/C3500 PICKUP 1971, C3500 1986 1984-82 1980-79, CABALLERO 1987-78, G15 1978-76, G15/G1500 VAN 1971, G1500 1984-79, G25 1978-76, G25/G2500 VAN 1971, G2500 1984-79, G35 1978-76, G35/G3500 VAN 1971, G3500 1984-79, JIMMY 1986-85 1983-76 1971, K15 1978-76, K15 SUBURBAN 1978-76, K15/K1500 PICKUP 1971, K15/K1500 SUBURBAN 1971, K1500 1986-79, K1500 SUBURBAN 1984-79, K25 1978-76, K25 SUBURBAN 1978-76, K25/K2500 PICKUP 1971, K25/K2500 SUBURBAN 1971, K2500 1986-79, K2500 SUBURBAN 1984-79, K35 1978-77, K35/K3500 PICKUP 1971, K3500 1984-79, P15/P1500 VAN 1971, P1500 1979, P25 1976, P25/P2500 VAN 1971-70, P2500 1984-79, P35 1978 1976, P35/P3500 VAN 1971-70, P3500 1984-79, SPRINT 1977-75 1971; JEEP J-100 1971-69, J-2500 1971-69, J-2600 1970-69, J-2700 1970-69, J-3500 1970-69, J-3600 1970-69, J-3700 1970-69, J-3800 1970-69, WAGONEER 1971; LINCOLN CONTINENTAL 1976-73, MARK IV 1976-73; MERCURY CAPRI 1985-84, COLONY PARK 1974-70, COMET 1976-71, COUGAR 1978-69, CYCLONE 1971-69, GRAND MARQUIS 1989-83 1978 1976-75, MARQUIS 1985 1978 1976-71, MONARCH 1977-75, MONTEGO 1976-70, MONTEREY 1974-71; OLDSMOBILE CUSTOM CRUISER 1992-91 1977, CUTLASS 1987-85 1981-78 1976 1974 1971-70, CUTLASS CALAIS 1982 1980-78, CUTLASS CRUISER 1982 1980, CUTLASS SALON 1980-78, CUTLASS SUPREME 1982 1980-78 1976 1974, DELTA 88 1982-81 1977, F85 1971-70, OMEGA 1979-76 1974-73, STARFIRE 1979-77; PLYMOUTH CARAVELLE 1983-78, DUSTER 1976-74, FURY 1978-75, GRAN FURY 1983-80, PB100 1980-75, PB100 VAN 1974, PB150 1983-81, PB200 1980 1978-75, PB200 VAN 1974, PB250 1983-81, SCAMP 1976-75, TRAILDUSTER 1980-75, VALIANT 1976-75, VOLARE 1980-76; PONTIAC BONNEVILLE 1986-83 1974-72, CATALINA 1981-77 1974-72, FIREBIRD 1992-87 1985-76 1974-70, GRAND AM 1980-78 1974-73, GRAND LEMANS 1982-76, GRAND PRIX 1987-78 1974-72, GRAND SAFARI 1974-72, GRANDVILLE 1974-72, GTO 1973-72, LAURENTIAN 1981-76, LEMANS 1981-76 1974-70, PARISIENNE 1986-76, PHOENIX 1979-77, SAFARI 1970, SUNBIRD 1979-78, TEMPEST 1970, VENTURA 1977-76 1974-71, I/O - 2000-1999 KODIAK, 1998-1978 OMC, PE ENGINES - HONDA, KOHLER, MITSUBISHI, SUBARU-ROBIN, GENERATOR - GENERAC, GEN-PRO, KOHLER, LAWNMOWERS - FERRIS, FMC, INGERSOLL, POULAN PRO, POWER KING, SEARS/CRAFTSMAN, SIMPLICITY, SPEEDEX, WHEEL HORSE, BLOWER MERRY MAC, CHIPPER CHIP-IT, MISC EQUIPMENT VARIOUS MODELS, MOWER YAZOO, SHREDDER MIGHTY MAC, SNOW THROWER BOLENS, STRING TRIMMER VARIOUS MODELS, TILLER VARIOUS MODELS, TURF EQUIPMENT CUSHMAN, UTILITY VEHICLE TORO, COMMERCIAL/INDUSTRIAL - CHRYSLER, FARM - HESSTON, JOHN DEERE, MASSEY-FERGUSON, TORO, LIFT TRUCKS - BOBCAT, CUSHMAN, FORD, HYSTER, KEM EQUIPMENT, MELROE, SHOP MULE, WHITE MOBILIFT, YALE</p>
UR456945	4	120	120	<p>AMERICAN MOTORS CONCORD 1982-80, EAGLE 1983-81, SPIRIT 1982-80; BUICK APOLLO 1975, CENTURY 1985-75, ELECTRA 1985-77 1975, ESTATE WAGON 1980-78 1975, LESABRE 1985-75, REGAL 1987-75, RIVIERA 1984-81 1978-77 1975, SKYHAWK 1980-77, SKYLARK 1983-75; CADILLAC DEVILLE 1982-80, ELDORADO 1982-81, FLEETWOOD 1982-80, SEVILLE 1982-81; CHECKER MARATHON 1982-79 1977 1975; CHEVROLET CAMARO 1983-80, CAPRICE 1985-80, CELEBRITY 1983-82, CITATION 1983-80, EL CAMINO 1984-78, IMPALA 1985-80, MALIBU 1983-78, MONTE CARLO 1987-78, MONZA 1980-78 1975, NOVA 1970; EXCALIBUR PHAETON 1989-71; FORD BRONCO 1996-89, CUSTOM 500 1977, E-150 ECONOLINE 1996-89, E-150 ECONOLINE CLUB WAGON 1996-86, E-250 ECONOLINE 1991-89, F-150 1996-89, F-250 1996-89, FAIRMONT 1982-78, GRANADA 1981-77, LTD 1985-77, LTD II 1979-77, MAVERICK 1977, MUSTANG 1995-87 1985-84 1982-79, MUSTANG II 1978-77, P-400 1976-75, P-500 1977-75, RANCHERO 1979-75, THUNDERBIRD 1993-91 1985-84 1982-77 1974; GMC CABALLERO 1984-78; JEEP CJ5 1983-80, CJ7 1983-80, SCRAMBLER 1983-81; LINCOLN CONTINENTAL 1985-82 1980-77 1974, MARK IV 1974, MARK V 1979-77, MARK VI 1983-80, MARK VII 1992-87 1985-84, TOWN CAR 1985-81, VERSAILLES 1980-77; MERCURY CAPRI 1983-79, COLONY PARK 1974, COMET 1977, COUGAR 1993-91 1985-77 1974, GRAND MARQUIS 1985-77, MARQUIS 1982-77 1974, MONARCH 1980-77, MONTEGO 1974, MONTEREY 1974, ZEPHYR 1982-78; OLDSMOBILE 98 1985 1983-81 1975, CUSTOM CRUISER 1975, CUTLASS 1981-77, CUTLASS CALAIS 1984-78, CUTLASS CIERA 1985-82, CUTLASS CRUISER 1983-80, CUTLASS SALON 1987-85 1981-78, CUTLASS SUPREME 1987-77, DELTA 88 1985-77 1975, OMEGA 1983-77 1975, STARFIRE 1980-77, TORONADO 1984-81; PONTIAC 6000 1983-82, ASTRE 1977, BONNEVILLE 1986-75, CATALINA 1981-75, FIREBIRD 1983-75, GRAND AM 1980-78 1975, GRAND LEMANS 1983-75, GRAND PRIX 1987-75, GRAND SAFARI 1978-75, GRANDVILLE 1975, LAURENTIAN 1981-80 1977-76, LEMANS 1981-75, PARISIENNE 1985-80 1977-76, PHOENIX 1983-77, SAFARI 1976, SUNBIRD 1980-77, VENTURA 1977-75</p>

Spark Plug Primary Applications

PLUG NO.	STK NO.	BOX QTY	CASE QTY	PRINCIPLE APPLICATION
UR552248	4	120		BUICK CENTURY 1992-84, SKYLARK 1991-83, SOMERSET 1987-86, SOMERSET REGAL 1985; CHEVROLET ASTRO 1990-85, CAMARO 1986-84, CELEBRITY 1990-84, CITATION II 1985-84, LLV 1993-87, LUMINA 1992-90, MONZA 1978, S10 1993-85, S10 BLAZER 1988-85, VEGA 1975; GMC S15 1990-85, S15 JIMMY 1988-85, SAFARI 1990-85, SONOMA 1993-91; OLDSMOBILE CALAIS 1987-85, CUTLASS CALAIS 1991-88, CUTLASS CIERA 1992-84, CUTLASS CRUISER 1990-87, OMEGA 1984, STARFIRE 1978; PONTIAC 6000 1991-84, ASTRE 1975, FIERO 1988-84, FIREBIRD 1986-84, GRAND AM 1991-85, PHOENIX 1984 1978, SUNBIRD 1978
UR55IX7272	4	120		BUICK CENTURY 1992-84, SKYLARK 1991-83, SOMERSET 1987-86, SOMERSET REGAL 1985; CHEVROLET ASTRO 1990-85, CAMARO 1986-84, CELEBRITY 1990-84, CITATION II 1985-84, LLV 1993-87, LUMINA 1992-90, MONZA 1978, S10 1993-85, S10 BLAZER 1988-85, VEGA 1975; GMC S15 1990-85, S15 JIMMY 1988-85, SAFARI 1990-85, SONOMA 1993-91; OLDSMOBILE CALAIS 1987-85, CUTLASS CALAIS 1991-88, CUTLASS CIERA 1992-84, CUTLASS CRUISER 1990-87, OMEGA 1984, STARFIRE 1978; PONTIAC 6000 1991-84, ASTRE 1975, FIERO 1988-84, FIREBIRD 1986-84, GRAND AM 1991-85, PHOENIX 1984 1978, SUNBIRD 1978
UR5GP3547	4	120		AM GENERAL HUMMER 1996-95; BUICK CENTURY 1986-83, COMMERCIAL CHASSIS 1993-92, ROADMASTER 1993-92, SKYHAWK 1986-82, SKYLARK 1985-80; CADILLAC BROUGHAM 1992-90, CIMARRON 1986-82, COMMERCIAL CHASSIS 1992; CHEVROLET ASTRO 1995-85, BEL AIR 1971, BISCAYNE 1971, BLAZER 1995-87, C10 1986-84, C10 SUBURBAN 1986-84, C1500 1995-88, C1500 SUBURBAN 1995-92, C20 1986-85, C20 SUBURBAN 1986-84, C2500 1995-88, C2500 SUBURBAN 1995-92, C35 1995, C3500 1995-88, C3500HD 1995-91, CAMARO 1995-82, CAPRICE 1993-89 1971, CAVALIER 1986-82, CELEBRITY 1986-82, CHEVETTE 1987-76, CITATION 1983-80, CITATION II 1985-84, CORVETTE 1987-85 1971, EL CAMINO 1986 1971, G10 1995-84, G20 1995-84, G30 1996-84, K10 1986-85, K10 SUBURBAN 1986-84, K1500 1995-88, K1500 SUBURBAN 1995-92, K20 1986-85, K20 SUBURBAN 1986-84, K2500 1995-88, K2500 SUBURBAN 1995-92, K30 1985, K3500 1995-88, K5 BLAZER 1986-84, LUMINA APV 1995-90, MONTE CARLO 1986-85 1971, MONZA 1977-76, P20 1989-87, P30 1997-87, R10 1987, R10 SUBURBAN 1988-87, R1500 SUBURBAN 1991-89, R20 1988-87, R20 SUBURBAN 1988-87, R25 1995, R2500 1989, R2500 SUBURBAN 1991-89, R30 1988-87, R3500 1991-89, S10 1995-82, S10 BLAZER 1994-83, SILVERADO 1995, SUBURBAN 1500 1995, TAHOE 1995, V10 1987, V10 SUBURBAN 1988-87, V1500 SUBURBAN 1991-89, V20 1987, V20 SUBURBAN 1988-87, V2500 SUBURBAN 1991-89, V30 1988-87, V3500 1991-89, VEGA 1977-76 1974-71; DODGE M300 1974, M350 1974; FORD B600 1989-86, B700 1989-86, BRONCO 1996-80 1975, C600 1986, C700 1986, C800 1986, CLUB WAGON 1996-95, E-100 ECONOLINE 1982-80 1975, E-100 ECONOLINE CLUB WAGON 1982-80, E-150 ECONOLINE 1996-80 1975, E-150 ECONOLINE CLUB WAGON 1996-80, E-250 ECONOLINE 1996-80 1975, E-250 ECONOLINE CLUB WAGON 1991-85 1980, E-350 ECONOLINE 1996-85 1982-80 1975, E-350 ECONOLINE CLUB WAGON 1996-85, ECONOLINE SUPER DUTY 1996, F SUPER DUTY 1997, F-100 1983-80 1975, F-150 1996-80 1975, F-250 1997-80 1975, F-350 1997-84 1980 1975, F53 1997, FALCON 1970, MUSTANG 1983, THUNDERBIRD 1983; GMC C1500 1995-88 1986-84, C1500 SUBURBAN 1995-92 1986-84, C2500 1995-88 1986-85, C2500 SUBURBAN 1995-92 1986-85, C3500 1995-88, C3500HD 1995-91, CABALLERO 1986, G1500 1995-84, G2500 1995-84, G3500 1996-84, JIMMY 1995-84, K1500 1995-88 1986-85, K1500 SUBURBAN 1995-92 1986-84, K2500 1995-88 1986-85, K2500 SUBURBAN 1995-92, K3500 1995-88, P25 1976, P2500 1989-88, P35 1976, P3500 1997-87, R1500 1987, R1500 SUBURBAN 1991-87, R2500 1989-87, R2500 SUBURBAN 1991-87, R3500 1991-87, S15 1990-82, S15 JIMMY 1991-83, SAFARI 1995-85, SONOMA 1995-91, SPRINT 1971, SYCLONE 1991, TYPHOON 1993-92, V1500 1987, V1500 SUBURBAN 1991-87, V2500 1987, V2500 SUBURBAN 1991-87, V3500 1991-87, YUKON 1995-92; ISUZU PICKUP 1994-91, RODEO 1992-91, TROOPER 1991-89; JEEP CHEROKEE 1986-84, COMANCHE 1986, WAGONEER 1986-84; MERCURY CYCLONE 1971; OLDSMOBILE BRAVADA 1994-91, CUSTOM CRUISER 1992, CUTLASS CIERA 1986-82, FIRENZA 1986-82, OMEGA 1984-80, SILHOUETTE 1994-90, STARFIRE 1977-76; PONTIAC 6000 1986-82, ACADIAN 1987-76, ASTRE 1977-76, BONNEVILLE 1986, FIERO 1988-85, FIREBIRD 1995-82, GRAND PRIX 1986, J2000 1983-82, J2000 SUNBIRD 1985-84, PARISIENNE 1986, PHOENIX 1984-80, SUNBIRD 1986 1977-76, T1000 1987-81, TRANS SPORT 1995-90, I/O - 1990-1974 BERKELEY, 1977-1971 FLAGSHIP, 1990-1969 HARDIN, 1997-1976 INDMAR, 1985-1973 OMC
UR5IX7177	4	120		AM GENERAL HUMMER 1996-95; BUICK CENTURY 1986-83, COMMERCIAL CHASSIS 1993-92, ROADMASTER 1993-92, SKYHAWK 1986-82, SKYLARK 1985-80; CADILLAC BROUGHAM 1992-90, CIMARRON 1986-82, COMMERCIAL CHASSIS 1992; CHEVROLET ASTRO 1995-85, BEL AIR 1971, BISCAYNE 1971, BLAZER 1995-87, C10 1986-84, C10 SUBURBAN 1986-84, C1500 1995-88, C1500 SUBURBAN 1995-92, C20 1986-85, C20 SUBURBAN 1986-84, C2500 1995-88, C2500 SUBURBAN 1995-92, C35 1995, C3500 1995-88, C3500HD 1995-91, CAMARO 1995-82, CAPRICE 1993-89 1971, CAVALIER 1986-82, CELEBRITY 1986-82, CHEVETTE 1987-76, CITATION 1983-80, CITATION II 1985-84, CORVETTE 1987-85 1971, EL CAMINO 1986 1971, G10 1995-84, G20 1995-84, G30 1996-84, K10 1986-85, K10 SUBURBAN 1986-84, K1500 1995-88, K1500 SUBURBAN 1995-92, K20 1986-85, K20 SUBURBAN 1986-84, K2500 1995-88, K2500 SUBURBAN 1995-92, K30 1985, K3500 1995-88, K5 BLAZER 1986-84, LUMINA APV 1995-90, MONTE CARLO 1986-85 1971, MONZA 1977-76, P20 1989-87, P30 1997-87, R10 1987, R10 SUBURBAN 1988-87, R1500 SUBURBAN 1991-89, R20 1988-87, R20 SUBURBAN 1988-87, R25 1995, R2500 1989, R2500 SUBURBAN 1991-89, R30 1988-87, R3500 1991-89, S10 1995-82, S10 BLAZER 1994-83, SILVERADO 1995, SUBURBAN 1500 1995, TAHOE 1995, V10 1987, V10 SUBURBAN 1988-87, V1500 SUBURBAN 1991-89, V20 1987, V20 SUBURBAN 1988-87, V2500 SUBURBAN 1991-89, V30 1988-87, V3500 1991-89, VEGA 1977-76 1974-71; DODGE M300 1974, M350 1974; FORD B600 1989-86, B700 1989-86, BRONCO 1996-80 1975, C600 1986, C700 1986, C800 1986, CLUB WAGON 1996-95, E-100 ECONOLINE 1982-80 1975, E-100 ECONOLINE CLUB WAGON 1982-80, E-150 ECONOLINE 1996-80 1975, E-150 ECONOLINE CLUB WAGON 1996-80, E-250 ECONOLINE 1996-80 1975, E-250 ECONOLINE CLUB WAGON 1991-85 1980, E-350 ECONOLINE 1996-85 1982-80 1975, E-350 ECONOLINE CLUB WAGON 1996-85, ECONOLINE SUPER DUTY 1996, F SUPER DUTY 1997, F-100 1983-80 1975, F-150 1996-80 1975, F-250 1997-80 1975, F-350 1997-84 1980 1975, F53 1997, FALCON 1970, MUSTANG 1983, THUNDERBIRD 1983; GMC C1500 1995-88 1986-84, C1500 SUBURBAN 1995-92 1986-84, C2500 1995-88 1986-85, C2500 SUBURBAN 1995-92 1986-85, C3500 1995-88, C3500HD 1995-91, CABALLERO 1986, G1500 1995-84, G2500 1995-84, G3500 1996-84, JIMMY 1995-84, K1500 1995-88 1986-85, K1500 SUBURBAN 1995-92 1986-84, K2500 1995-88 1986-85, K2500 SUBURBAN 1995-92, K3500 1995-88, P25 1976, P2500 1989-88, P35 1976, P3500 1997-87, R1500 1987, R1500 SUBURBAN 1991-87, R2500 1989-87, R2500 SUBURBAN 1991-87, R3500 1991-87, S15 1990-82, S15 JIMMY 1991-83, SAFARI 1995-85, SONOMA 1995-91, SPRINT 1971, SYCLONE 1991, TYPHOON 1993-92, V1500 1987, V1500 SUBURBAN 1991-87, V2500 1987, V2500 SUBURBAN 1991-87, V3500 1991-87, YUKON 1995-92; ISUZU PICKUP 1994-91, RODEO 1992-91, TROOPER 1991-89; JEEP CHEROKEE 1986-84, COMANCHE 1986, WAGONEER 1986-84; MERCURY CYCLONE 1971; OLDSMOBILE BRAVADA 1994-91, CUSTOM CRUISER 1992, CUTLASS CIERA 1986-82, FIRENZA 1986-82, OMEGA 1984-80, SILHOUETTE 1994-90, STARFIRE 1977-76; PONTIAC 6000 1986-82, ACADIAN 1987-76, ASTRE 1977-76, BONNEVILLE 1986, FIERO 1988-85, FIREBIRD 1995-82, GRAND PRIX 1986, J2000 1983-82, J2000 SUNBIRD 1985-84, PARISIENNE 1986, PHOENIX 1984-80, SUNBIRD 1986 1977-76, T1000 1987-81, TRANS SPORT 1995-90, I/O - 1990-1974 BERKELEY, 1977-1971 FLAGSHIP, 1990-1969 HARDIN, 1997-1976 INDMAR, 1985-1973 OMC
UR67773	4	120		FORD MUSTANG 1995 1972-70
UR6GP7966	4	120		FORD MUSTANG 1995 1972-70
UR6IX7348	4	120		FORD MUSTANG 1995 1972-70, I/O - 1979-1975 CHRYSLER, 1998-1972 CRUSADER
WR4-14652	4	120		FORD BRONCO 1992-87, E-150 ECONOLINE 1996-87, E-150 ECONOLINE CLUB WAGON 1996-87, E-250 ECONOLINE 1996-87, E-250 ECONOLINE CLUB WAGON 1991-87, E-350 ECONOLINE 1996-87, E-350 ECONOLINE CLUB WAGON 1996-87, F-150 1996-87, F-250 1996-87, F-350 1996-87; MERCURY COMET 1972-71

Spark Plug Primary Applications

PLUG NO.	STK NO.	BOX QTY	CASE QTY	PRINCIPLE APPLICATION
WR52438		4	120	DODGE RAM 3500 1995-94; FORD BRONCO 1986-80 1974-66, CLUB 1959-55, CLUB WAGON 1967 1965-62, COUNTRY SEDAN 1974-55, COUNTRY SQUIRE 1974-55, COURIER SEDAN DELIVERY 1960-55, CUSTOM 1972-64 1957, CUSTOM 300 1960-58, CUSTOM 500 1974-64, CUSTOMLINE 1956-55, DEL RIO WAGON 1958-57, E-100 ECONOLINE 1983-68, E-100 ECONOLINE CLUB WAGON 1983-75, E-150 ECONOLINE 1986-75, E-150 ECONOLINE CLUB WAGON 1986-75, E-200 ECONOLINE 1974-68, E-250 ECONOLINE 1986-75, E-250 ECONOLINE CLUB WAGON 1986-83 1980-77, E-300 ECONOLINE 1974-68, E-350 ECONOLINE 1986-75, E-350 ECONOLINE CLUB WAGON 1986-77, ECONOLINE 1967-61, F SERIES 1959-57 1955, F-100 1983-75, F-100 PICKUP 1974-61, F-150 1986-75, F-250 1986-75, F-250 PICKUP 1974-61, F-350 1986-75, F-350 PICKUP 1974-61, F-500 1977-75, FAIRLANE 1970-55, FAIRMONT 1983-78, FALCON 1970-60, FALCON SEDAN DELIVERY 1965-61, FORD 300 1963, GALAXIE 1967-59, GALAXIE 500 1974-68, GRAN TORINO 1974-72, GRANADA 1982-75, LTD 1983 1974-65, M-400 1973 1971, M-450 1974, MAINLINE 1956-55, MAVERICK 1977-70, MUSTANG 1982-79 1973-64, MUSTANG II 1974, P-100 1966-65, P-350 1976-68, P-400 1976-75, P-500 1977-75, PARK LANE WAGON 1956, PINTO 1974-71, RANCH WAGON 1974-55, RANCHERO 1974-57, SKYLARK 1959-55, SPRINT 1964-63, STARLINER 1960, SUNLINER 1964-62 1960-55, THUNDERBIRD 1982-80 1973-55, TORINO 1974-68, VICTORIA 1964-62 1960-55; LINCOLN CAPRI 1959-52, CONTINENTAL 1972-58, COSMOPOLITAN 1954-52, CUSTOM 1955, LINCOLN SERIES 1960, MARK II 1957-56, MARK III 1971-68, MARK IV 1972, PREMIER 1960-56; MERCURY BREEZEWAY 1966-65, BROUGHAM 1967, CALIENTE 1967-64, CAPRI 1982-79 1974-71 1967-66, COLONY PARK 1973-57, COMET 1977-71 1969-60, COMMUTER 1968-64 1962-57, COUGAR 1982-80 1974 1970-67, COUNTRY CRUISER 1963 1960-59, CUSTOM 1956-55, CYCLONE 1971-64, MARAUDER 1970-69 1967-63, MARQUIS 1983 1973-67, MEDALIST 1958 1956, METEOR 1963-61, MONARCH 1980-75, MONTCLAIR 1968-64 1960-55, MONTEGO 1974-68, MONTEREY 1973-55, PARK LANE 1968-64 1959-58, S-55 1966, TURNPIKE CRUISER 1957, VILLAGER 1967-62, VOYAGER 1967-66 1959-57, ZEPHYR 1983-78, PE ENGINES - ONAN, GENERATOR - GENERAC, HOBART, HOMELITE, KOHLER, LAWNMOWERS - CUSHMAN, STRING TRIMMER GIANT VAC, MISC EQUIPMENT CUSHMAN, MOWER CUSHMAN, TILLER GILSON, COMMERCIAL/INDUSTRIAL - FORD, OMC, FARM - FORD, SPERRY-NEW HOLLAND, LIFT TRUCKS - CLARK, CUSHMAN, FORD, FULTON, FERLINGER, LIFT DYNAMICS, OMC, SPEEDLOADER, TAYLOR, TOW MOTOR, WIGGINS, YALE
WR5IX7510		4	120	DODGE RAM 3500 1995-94; FORD BRONCO 1986-80 1974-66, CLUB 1959-55, CLUB WAGON 1967 1965-62, COUNTRY SEDAN 1974-55, COUNTRY SQUIRE 1974-55, COURIER SEDAN DELIVERY 1960-55, CUSTOM 1972-64 1957, CUSTOM 300 1960-58, CUSTOM 500 1974-64, CUSTOMLINE 1956-55, DEL RIO WAGON 1958-57, E-100 ECONOLINE 1983-68, E-100 ECONOLINE CLUB WAGON 1983-75, E-150 ECONOLINE 1986-75, E-150 ECONOLINE CLUB WAGON 1986-75, E-200 ECONOLINE 1974-68, E-250 ECONOLINE 1986-75, E-250 ECONOLINE CLUB WAGON 1986-83 1980-77, E-300 ECONOLINE 1974-68, E-350 ECONOLINE 1986-75, E-350 ECONOLINE CLUB WAGON 1986-77, ECONOLINE 1967-61, F SERIES 1959-57 1955, F-100 1983-75, F-100 PICKUP 1974-61, F-150 1986-75, F-250 1986-75, F-250 PICKUP 1974-61, F-350 1986-75, F-350 PICKUP 1974-61, F-500 1977-75, FAIRLANE 1970-55, FAIRMONT 1983-78, FALCON 1970-60, FALCON SEDAN DELIVERY 1965-61, FORD 300 1963, GALAXIE 1967-59, GALAXIE 500 1974-68, GRAN TORINO 1974-72, GRANADA 1982-75, LTD 1983 1974-65, M-400 1973 1971, M-450 1974, MAINLINE 1956-55, MAVERICK 1977-70, MUSTANG 1982-79 1973-64, MUSTANG II 1974, P-100 1966-65, P-350 1976-68, P-400 1976-75, P-500 1977-75, PARK LANE WAGON 1956, PINTO 1974-71, RANCH WAGON 1974-55, RANCHERO 1974-57, SKYLARK 1959-55, SPRINT 1964-63, STARLINER 1960, SUNLINER 1964-62 1960-55, THUNDERBIRD 1982-80 1973-55, TORINO 1974-68, VICTORIA 1964-62 1960-55; LINCOLN CAPRI 1959-52, CONTINENTAL 1972-58, COSMOPOLITAN 1954-52, CUSTOM 1955, LINCOLN SERIES 1960, MARK II 1957-56, MARK III 1971-68, MARK IV 1972, PREMIER 1960-56; MERCURY BREEZEWAY 1966-65, BROUGHAM 1967, CALIENTE 1967-64, CAPRI 1982-79 1974-71 1967-66, COLONY PARK 1973-57, COMET 1977-71 1969-60, COMMUTER 1968-64 1962-57, COUGAR 1982-80 1974 1970-67, COUNTRY CRUISER 1963 1960-59, CUSTOM 1956-55, CYCLONE 1971-64, MARAUDER 1970-69 1967-63, MARQUIS 1983 1973-67, MEDALIST 1958 1956, METEOR 1963-61, MONARCH 1980-75, MONTCLAIR 1968-64 1960-55, MONTEGO 1974-68, MONTEREY 1973-55, PARK LANE 1968-64 1959-58, S-55 1966, TURNPIKE CRUISER 1957, VILLAGER 1967-62, VOYAGER 1967-66 1959-57, ZEPHYR 1983-78
XR45858		4	120	BUICK CENTURY 1958-54, ELECTRA 1965-59, GRAN SPORT 1967 1965, INVICTA 1963-59, LESABRE 1965-59, LIMITED 1958, RIVIERA 1965-63, ROADMASTER 1958-53, SKYLARK 1967-65 1963-62 1954, SPECIAL 1967-65 1963-62 1958-51, SPORTWAGON 1967-65, SUPER 1958-51, WILDCAT 1965-63; CADILLAC CALAIS 1967, DEVILLE 1967, ELDORADO 1967, FLEETWOOD 1967, SERIES 60 FLEETWOOD 1952-50, SERIES 61 1951-50, SERIES 62 1952, SERIES 75 FLEETWOOD 1952-50; CHEVROLET BEL AIR 1969-50, BISCAYNE 1969-58, CAMARO 1969-67, CAPRICE 1969-66, CHEVELLE 1968-64, CHEVY II 1968-63, EL CAMINO 1968, IMPALA 1968-59, NOVA 1970; CHRYSLER 300 1969-68, CORDOBA 1978-75, IMPERIAL 1975-59, NEW YORKER 1978-75 1972-59, NEWPORT 1978-66 1963-62 1960-59, SARATOGA 1960-57, TOWN & COUNTRY 1977-75 1972-67 1963-57, WINDSOR 1961-57; DODGE 330 1964-63, 440 1964-63, 880 1964-63, B200 VAN 1974 1971, CHALLENGER 1971-70, CHARGER 1976-67, CORONET 1976-65 1959-53, CUSTOM 1965-54, D100 PICKUP 1974-68, D100 SERIES 1967, D200 PICKUP 1974-68, D200 SERIES 1967, D300 PICKUP 1974-68, D300 SERIES 1967, DART 1963, MONACO 1978-65, POLARA 1973-60, RAMCHARGER 1976, ROYAL MONACO 1977-75, W100 PICKUP 1974 1971-68, W100 SERIES 1967, W200 PICKUP 1974 1971-69, W200 SERIES 1967, W300 PICKUP 1971 1969-68, W300 SERIES 1967; JEEP CJ3 1966, CJ5 1971-66, CJ6 1971-66, COMMANDO 1967-66, DISPATCHER 1967-66, DJ5 1970-66, DJ6 1968-66, FC150 1966, FC170 1966, JEEPSTER 1971-66, UNIVERSAL 1967-66; OLDSMOBILE 442 1971-68, 98 1974-70, CUSTOM CRUISER 1976-71, CUTLASS 1974-68, CUTLASS SUPREME 1974-71, DELMONT 88 1968, DELTA 88 1974-68, F85 1972-64, OMEGA 1974-73, TORONADO 1974-68, VISTA CRUISER 1975-68; PLYMOUTH BARRACUDA 1964, BELVEDERE 1966-55, CUSTOM 1961-58, FLEET SPECIAL 1963-60, FURY 1966-60 1958-56, PLAZA 1958-55, SATELLITE 1969-65, SAVOY 1964-63 1958-55, SUBURBAN 1958-55; PONTIAC BONNEVILLE 1971-59, CATALINA 1971-59, EXECUTIVE 1970-67, FIREBIRD 1971-67, GRAND PRIX 1971-62, GRAND SAFARI 1971, GRANDVILLE 1971, GTO 1971-70 1966-64, LEMANS 1971-63, SAFARI 1970 1968 1965-61, STAR CHIEF 1966-59, TEMPEST 1970-61, VENTURA 1961-60, I/O - 1976-1968 BERKELEY, 1982-1975 INDMAR, C/SAW - WRIGHT, LAWNMOWERS - FLYMO, SNOW THROWER, TORO, COMMERCIAL/INDUSTRIAL - CATERPILLAR, CHRYSLER, LEROI, FARM - MEYER, LIFT TRUCKS - CATERPILLAR
XR454536		4	120	BUICK APOLLO 1975, CENTURY 1977-75, ELECTRA 1984-76, ESTATE WAGON 1983-76, LESABRE 1984-76, REGAL 1977-75, RIVIERA 1984-76, SKYHAWK 1976-75, SKYLARK 1977-75; CADILLAC ELDORADO 1980-79, SEVILLE 1980-76; OLDSMOBILE 98 1984-73, CUSTOM CRUISER 1984-73, CUTLASS 1981-75, CUTLASS CALAIS 1984-78, CUTLASS CRUISER 1983-80, CUTLASS SALON 1985 1981-75, CUTLASS SUPREME 1984-75, CUTLASS TIARA 1976, DELTA 88 1984-73, OMEGA 1977-75, STARFIRE 1976-75, TORONADO 1984-73, VISTA CRUISER 1975; PONTIAC BONNEVILLE 1981-77, CATALINA 1981-77, FIREBIRD 1979-77, GRAND LEMANS 1977-76, GRAND PRIX 1977, GRAND SAFARI 1978-77, LAURENTIAN 1981, LEMANS 1977-76, PARISIENNE 1981, PHOENIX 1977, SUNBIRD 1976, VENTURA 1977-75
XR45IX7293		4	120	BUICK APOLLO 1975, CENTURY 1977-75, ELECTRA 1984-76, ESTATE WAGON 1983-76, LESABRE 1984-76, REGAL 1977-75, RIVIERA 1984-76, SKYHAWK 1976-75, SKYLARK 1977-75; CADILLAC ELDORADO 1980-79, SEVILLE 1980-76; OLDSMOBILE 98 1984-73, CUSTOM CRUISER 1984-73, CUTLASS 1981-75, CUTLASS CALAIS 1984-78, CUTLASS CRUISER 1983-80, CUTLASS SALON 1985 1981-75, CUTLASS SUPREME 1984-75, CUTLASS TIARA 1976, DELTA 88 1984-73, OMEGA 1977-75, STARFIRE 1976-75, TORONADO 1984-73, VISTA CRUISER 1975; PONTIAC BONNEVILLE 1981-77, CATALINA 1981-77, FIREBIRD 1979-77, GRAND LEMANS 1977-76, GRAND PRIX 1977, GRAND SAFARI 1978-77, LAURENTIAN 1981, LEMANS 1977-76, PARISIENNE 1981, PHOENIX 1977, SUNBIRD 1976, VENTURA 1977-75

Spark Plug Primary Applications

PLUG NO.	STK NO.	BOX QTY	CASE QTY	PRINCIPLE APPLICATION
XR4IX7189	4	120	120	BUICK CENTURY 1958-54, ELECTRA 1965-59, GRAN SPORT 1967 1965, INVICTA 1963-59, LESABRE 1965-59, LIMITED 1958, RIVIERA 1965-63, ROADMASTER 1958-53, SKYLARK 1967-65 1963-62 1954, SPECIAL 1967-65 1963-62 1958-51, SPORTWAGON 1967-65, SUPER 1958-51, WILDCAT 1965-63; CADILLAC CALAIS 1967, DEVILLE 1967, ELDORADO 1967, FLEETWOOD 1967, SERIES 60 FLEETWOOD 1952-50, SERIES 61 1951-50, SERIES 62 1952, SERIES 75 FLEETWOOD 1952-50; CHEVROLET BEL AIR 1969-50, BISCAYNE 1969-58, CAMARO 1969-67, CAPRICE 1969-66, CHEVELLE 1968-64, CHEVY II 1968-63, EL CAMINO 1968, IMPALA 1968-59, NOVA 1970; CHRYSLER 300 1969-68, CORDOBA 1978-75, IMPERIAL 1975-59, NEW YORKER 1978-75 1972-59, NEWPORT 1978-66 1963-62 1960-59, SARATOGA 1960-57, TOWN & COUNTRY 1977-75 1972-67 1963-57, WINDSOR 1961-57; DODGE 330 1964-63, 440 1964-63, 880 1964-63, B200 VAN 1974 1971, CHALLENGER 1971-70, CHARGER 1976-67, CORONET 1976-65 1959-53, CUSTOM 1965-54, D100 PICKUP 1974-68, D100 SERIES 1967, D200 PICKUP 1974-68, D200 SERIES 1967, D300 PICKUP 1974-68, D300 SERIES 1967, DART 1963, MONACO 1978-65, POLARA 1973-60, RAMCHARGER 1976, ROYAL MONACO 1977-75, W100 PICKUP 1974 1971-68, W100 SERIES 1967, W200 PICKUP 1974 1971-69, W200 SERIES 1967, W300 PICKUP 1971 1969-68, W300 SERIES 1967; JEEP CJ3 1966, CJ5 1971-66, CJ6 1971-66, COMMANDO 1967-66, DISPATCHER 1967-66, DJ5 1970-66, DJ6 1968-66, FC150 1966, FC170 1966, JEEPSTER 1971-66, UNIVERSAL 1967-66; OLDSMOBILE 442 1971-68, 98 1974-70, CUSTOM CRUISER 1976-71, CUTLASS 1974-68, CUTLASS SUPREME 1974-71, DELMONT 88 1968, DELTA 88 1974-68, F85 1972-64, OMEGA 1974-73, TORONADO 1974-68, VISTA CRUISER 1975-68; PLYMOUTH BARRACUDA 1964, BELVEDERE 1966-55, CUSTOM 1961-58, FLEET SPECIAL 1963-60, FURY 1966-60 1958-56, PLAZA 1958-55, SATELLITE 1969-65, SAVOY 1964-63 1958-55, SUBURBAN 1958-55; PONTIAC BONNEVILLE 1971-59, CATALINA 1971-59, EXECUTIVE 1970-67, FIREBIRD 1971-67, GRAND PRIX 1971-62, GRAND SAFARI 1971, GRANDVILLE 1971, GTO 1971-70 1966-64, LEMANS 1971-63, SAFARI 1970 1968 1965-61, STAR CHIEF 1966-59, TEMPEST 1970-61, VENTURA 1961-60, I/O - 1976-1968 BERKELEY, 1982-1975 INDMAR
XR53332	4	120	120	BUICK ELECTRA 1966-65, GRAN SPORT 1966, LESABRE 1967-66 1964, RIVIERA 1966-63, ROADMASTER 1952-50, SKYLARK 1967-64, SPECIAL 1967-64, SPORTWAGON 1965-64, WILDCAT 1966-64; CADILLAC CALAIS 1966-65, DEVILLE 1966-58 1956-53, ELDORADO 1966-53, FLEETWOOD 1966-65, SERIES 60 FLEETWOOD 1964-53, SERIES 62 1964-53, SERIES 70 FLEETWOOD ELDO-RADO 1958, SERIES 75 FLEETWOOD 1964-53; CHECKER MARATHON 1970-68; CHEVROLET BEL AIR 1970-69, BISCAYNE 1970-69, BROOKWOOD 1970-69, C10 PICKUP 1968, C10 SUBURBAN 1968, C20 PICKUP 1968, C20 SUBURBAN 1968, C30 PICKUP 1968, CAMARO 1970-67, CAPRICE 1970-69, CHEVELLE 1970-69, CHEVY II 1968-65, CORVETTE 1970-62, G10 VAN 1968, G20 VAN 1968, IMPALA 1970-63, K10 PICKUP 1968, K10 SUBURBAN 1968, K20 PICKUP 1968, K20 SUBURBAN 1968, K30 PICKUP 1968, KINGSWOOD 1970-69, MONTE CARLO 1970, NOVA 1970, P20 VAN 1968, P30 VAN 1968, TOWNSMAN 1970-69; CHRYSLER 300 1971-59, CORDOBA 1976-75, NEW YORKER 1974-73, NEWPORT 1966-65, TOWN & COUNTRY 1977-76 1974-73 1971-70 1966-62; DODGE B100 VAN 1974, B200 1978-75, B200 VAN 1974, B300 1978-75, CB300 1979-76, CHALLENGER 1971-70, CHARGER 1978-67, CORONET 1976-65, CUSTOM 1965-62, D100 1978-75, D100 PICKUP 1974-73, D100 SERIES 1966-63, D150 1978-77, D200 1978-75, D200 PICKUP 1974-73, D200 SERIES 1966-63, D300 1978-75, D300 PICKUP 1974-73, D300 SERIES 1966-63, D400 1978, D450 1978, DART 1969-68 1965 1962-61, LANCER 1962-61, MAGNUM 1978, MONACO 1978-68 1966-65, POLARA 1973-72 1968-64 1962-60, RAMCHARGER 1978-74, ROYAL MONACO 1977-75, W100 1977-75, W100 PICKUP 1974, W100 SERIES 1966-60, W150 1978-77, W200 1978-75, W200 PICKUP 1974, W200 SERIES 1966-60, W300 1978-75, W300 SERIES 1966-60, WM300 POWER WAGON 1962-60; EXCALIBUR PHAETON 1970-65; GMC C15/C1500 PICKUP 1968, C15/C1500 SUBURBAN 1968, C25/C2500 PICKUP 1968, C25/C2500 SUBURBAN 1968, C35/C3500 PICKUP 1968, G15/G1500 VAN 1968, G25/G2500 VAN 1968, K15/K1500 PICKUP 1968, K15/K1500 SUBURBAN 1968, K25/K2500 PICKUP 1968, K25/K2500 SUBURBAN 1968, K35/K3500 PICKUP 1968, P25/P2500 VAN 1968, P35/P3500 VAN 1968; INTERNATIONAL 100 1974, 1000B 1969-68, 1000C 1969-68, 1000D 1970-69, 1010 1973-71, 1100B 1969-68, 1100C 1969-68, 1100D 1970-69, 1110 1973-71, 1200B 1969-68, 1200C 1969-68, 1200D 1970-69, 1210 1973-71, 1300B 1969-68, 1300C 1969-68, 1300D 1970-69, 1310 1973-71, 150 1975, 200 1975-74, 908B 1969-68, 908C 1969-68, DM10 1972, M SERIES VAN 1967-61, M1100 1972-68, M1200 1972-68, M1400 1969, M800 1971-68, M800 NAVY 1969, M800 POST OFFICE 1972-69, MA1200 1971-68, MHC1310 1974, MS 1975, MS1210 1974-72, SCOUT 1971-61, SCOUT II 1980-71, TRAVELALL 1975; JENSEN INTERCEPTOR 1976-70; OLDSMOBILE 442 1969-65, 88 1957, 98 1969-58, CUTLASS 1969-64, DELMONT 88 1967, DELTA 88 1967-65, DYNAMIC 1966-58, F85 1966-64, FIESTA 1963-57, JETSTAR 88 1966-64, STARFIRE 1966-61 1957, SUPER 88 1964-57, TORONADO 1967-66, VISTA CRUISER 1969-64; PLYMOUTH BARRACUDA 1971-67, BELVEDERE 1970-67 1965-63 1960, CUDA 1971-70, FURY 1978-67 1960, FURY I 1974-68, FURY II 1974-68, FURY III 1974-68, GRAN FURY 1977-72, GTX 1971-68, PB200 1978-76, PB300 1978-76, ROADRUNNER 1975-68, SATELLITE 1974-66, SAVOY 1960, SPORT WAGON 1960, SUBURBAN 1960, SUPERBIRD 1970, TRAILDUSTER 1978-74; PONTIAC BONNEVILLE 1969-68, CATALINA 1969-67, EXECUTIVE 1969-67, FIREBIRD 1969-67, GRAND PRIX 1969-68, GTO 1969-67, LEMANS 1969-68, SAFARI 1968, TEMPEST 1969-68, I/O - 1990-1960 HARDIN, O/B - 1991-1974 CLINTON, 1987-1969 ESKA, 1984-1981 EXPLORER, 1980-1979 SEA KING (WARDS), SEARS, 1981-1970 WIZARD, PE ENGINES - KOHLER, C/SAW - LOMBARD, MONO, GENERATOR - HOBART, LAWNMOWERS - CLINTON, COMMERCIAL/INDUSTRIAL - CATERPILLAR, CHRYSLER, HERCULES, INTERNATIONAL, FARM - ALLIS-CHALMERS, CASE, COCKSHUTT, INTERNATIONAL, MINNEAPOLIS-MOLINE, OLIVER, LIFT TRUCKS - CATERPILLAR, TOW MOTOR, WHITE MOBILIFT, YALE
XR5IX7355	4	120	120	BUICK ELECTRA 1966-65, GRAN SPORT 1966, LESABRE 1967-66 1964, RIVIERA 1966-63, ROADMASTER 1951, SKYLARK 1967-64, SPECIAL 1967-64, SPORTWAGON 1965-64, WILDCAT 1966-64; CADILLAC CALAIS 1966-65, DEVILLE 1966-58 1956-53, ELDORADO 1966-53, FLEETWOOD 1966-65, SERIES 60 FLEETWOOD 1964-53, SERIES 62 1964-53, SERIES 70 FLEETWOOD ELDORADO 1958, SERIES 75 FLEETWOOD 1964-53; CHECKER MARATHON 1970-68; CHEVROLET BEL AIR 1970-69, BISCAYNE 1970-69, BROOKWOOD 1970-69, C10 PICKUP 1968, C10 SUBURBAN 1968, C20 PICKUP 1968, C20 SUBURBAN 1968, C30 PICKUP 1968, CAMARO 1970-67, CAPRICE 1970-69, CHEVELLE 1970-69, CHEVY II 1968-65, CORVETTE 1970-62, G10 VAN 1968, G20 VAN 1968, IMPALA 1970-63, K10 PICKUP 1968, K10 SUBURBAN 1968, K20 PICKUP 1968, K20 SUBURBAN 1968, K30 PICKUP 1968, KINGSWOOD 1970-69, MONTE CARLO 1970, NOVA 1970, P20 VAN 1968, P30 VAN 1968, TOWNSMAN 1970-69; CHRYSLER 300 1971-59, CORDOBA 1976-75, NEW YORKER 1974-73, NEWPORT 1966-65, TOWN & COUNTRY 1977-76 1974-73 1971-70 1966-62; DODGE B100 VAN 1974, B200 1978-75, B200 VAN 1974, B300 1978-75, CB300 1979-76, CHALLENGER 1971-70, CHARGER 1978-67, CORONET 1976-65, CUSTOM 1965-62, D100 1978-75, D100 PICKUP 1974-73, D100 SERIES 1966-63, D150 1978-77, D200 1978-75, D200 PICKUP 1974-73, D200 SERIES 1966-63, D300 1978-75, D300 PICKUP 1974-73, D300 SERIES 1966-63, D400 1978, D450 1978, DART 1969-68 1965 1962-61, LANCER 1962-61, MAGNUM 1978, MONACO 1978-68 1966-65, POLARA 1973-72 1968-64 1962-60, RAMCHARGER 1978-74, ROYAL MONACO 1977-75, W100 1977-75, W100 PICKUP 1974, W100 SERIES 1966-60, W150 1978-77, W200 1978-75, W200 PICKUP 1974, W200 SERIES 1966-60, W300 1978-75, W300 SERIES 1966-60, WM300 POWER WAGON 1962-60; EXCALIBUR PHAETON 1970-65; GMC C15/C1500 PICKUP 1968, C15/C1500 SUBURBAN 1968, C25/C2500 PICKUP 1968, C25/C2500 SUBURBAN 1968, C35/C3500 PICKUP 1968, G15/G1500 VAN 1968, G25/G2500 VAN 1968, K15/K1500 PICKUP 1968, K15/K1500 SUBURBAN 1968, K25/K2500 PICKUP 1968, K25/K2500 SUBURBAN 1968, K35/K3500 PICKUP 1968, P25/P2500 VAN 1968, P35/P3500 VAN 1968; INTERNATIONAL 100 1974, 1000B 1969-68, 1000C 1969-68, 1000D 1970-69, 1010 1973-71, 1100B 1969-68, 1100C 1969-68, 1100D 1970-69, 1110 1973-71, 1200B 1969-68, 1200C 1969-68, 1200D 1970-69, 1210 1973-71, 1300B 1969-68, 1300C 1969-68, 1300D 1970-69, 1310 1973-71, 150 1975, 200 1975-74, 908B 1969-68, 908C 1969-68, DM10 1972, M SERIES VAN 1967-61, M1100 1972-68, M1200 1972-68, M1400 1969, M800 1971-68, M800 NAVY 1969, M800 POST OFFICE 1972-69, MA1200 1971-68, MHC1310 1974, MS 1975, MS1210 1974-72, SCOUT 1971-61, SCOUT II 1980-71, TRAVELALL 1975; JENSEN INTERCEPTOR 1976-70; OLDSMOBILE 442 1969-65, 88 1957, 98 1969-58, CUTLASS 1969-64, DELMONT 88 1967, DELTA 88 1967-65, DYNAMIC 1966-58, F85 1966-64, FIESTA 1963-57, JETSTAR 88 1966-64, STARFIRE 1966-61 1957, SUPER 88 1964-57, TORONADO 1967-66, VISTA CRUISER 1969-64; PLYMOUTH BARRACUDA 1971-67, BELVEDERE 1970-67 1965-63 1960, CUDA 1971-70, FURY 1978-67 1960, FURY I 1974-68, FURY II 1974-68, FURY III 1974-68, GRAN FURY 1977-72, GTX 1971-68, PB200 1978-76, PB300 1978-76, ROADRUNNER 1975-68, SATELLITE 1974-66, SAVOY 1960, SPORT WAGON 1960, SUBURBAN 1960, SUPERBIRD 1970, TRAILDUSTER 1978-74; PONTIAC BONNEVILLE 1969-68, CATALINA 1969-67, EXECUTIVE 1969-67, FIREBIRD 1969-67, GRAND PRIX 1969-68, GTO 1969-67, LEMANS 1969-68, SAFARI 1968, TEMPEST 1969-68, I/O - 1990-1960 HARDIN, O/B - 1991-1974 CLINTON, 1987-1969 ESKA, 1984-1981 EXPLORER, 1980-1979 SEA KING (WARDS), SEARS, 1981-1970 WIZARD

Spark Plug Primary Applications

PLUG NO.	STK NO.	BOX QTY	CASE QTY	PRINCIPLE APPLICATION
Y1002AS8926		10	100	AUDI Q3 2014-13
Y1021J97627		10	200	AGRICULTURE - JOHN DEERE, INDUSTRIAL ENGINE - YANMAR
Y-1036125		10	200	GLOW PLUG - OE REPLACEMENT PART
Y1032AS97788		10	100	2012-2006 CHEVROLET, 2012-2006 GMC
Y1033AS90046		10	100	CHEVROLET C4500 KODIAK 2009-06, C5500 KODIAK 2009-06, EXPRESS 2500 2011-06, EXPRESS 3500 2011-06, EXPRESS 4500 2011-09, SILVERADO 2500 HD 2011-06, SILVERADO 3500 2007-06, SILVERADO 3500 HD 2011-07; GMC C4500 TOPKICK 2009-06, C5500 TOPKICK 2009-06, SAVANA 2500 2011-06, SAVANA 3500 2011-06, SAVANA 4500 2011-09, SIERRA 2500 HD 2011-06, SIERRA 3500 2007-06, SIERRA 3500 HD 2011-07
Y1037J97928		10	100	FORD E-350 2003, E-350 ECONOLINE 2002-95, E-450 ECONOLINE SUPER DUTY 2002-00, E-450 ECONOLINE SUPER DUTY STRIPPED 2002-00, E-450 SUPER DUTY 2003, E-550 ECONOLINE SUPER DUTY 2002, E-550 SUPER DUTY 2003, ECONOLINE SUPER DUTY 1999-96, EXCURSION 2003-00, F SUPER DUTY 1997-93, F-250 1997-93, F-250 SUPER DUTY 2003-99, F-350 1995-93, F-350 SUPER DUTY 2003-99, F-450 SUPER DUTY 2003-99, F-550 SUPER DUTY 2003-99, F59 1997-93
Y-103K6325		10	200	FARM - KUBOTA, LIFT TRUCKS - KUBOTA
Y-103V2031		10	200	GENERATOR - YANMAR, FARM - KUBOTA, LIFT TRUCKS - KUBOTA
Y-1046425		10	200	1980-1968 ISUZU
Y-106-16525		10	200	FARM - KUBOTA, LIFT TRUCKS - KUBOTA
Y-106V6926		10	200	COMMERCIAL/INDUSTRIAL - KUBOTA, FARM - KUBOTA, SPERRY-NEW HOLLAND, LIFT TRUCKS - BOBCAT, KUBOTA, MELROE
Y-107-16625		10	200	GLOW PLUG - OE REPLACEMENT PART
Y-107R1229		10	200	FORD ESCORT 1987-84, TEMPO 1986-84; MAZDA 626 1985-84, B2200 1984-82; MERCURY TOPAZ 1986-84
Y-107V6628		10	200	FARM - FORD, ISHIKAWAJIMA-SHIBAURA
Y-1106825		10	200	FARM - MITSUBISHI, LIFT TRUCKS - MITSUBISHI
Y-112M-12531		10	200	GLOW PLUG - OE REPLACEMENT PART
Y-112RS-11132		10	200	NISSAN 720 1986-83
Y-112TS1232		10	200	NISSAN 720 1983-81
Y-113V5162		10	200	COMMERCIAL/INDUSTRIAL - SUBARU-ROBIN
Y-114T6528		10	200	FARM - MITSUBISHI, LIFT TRUCKS - MITSUBISHI
Y-115R-12161		10	200	DODGE POWER RAM 50 1985-83, RAM 50 1985-83; MITSUBISHI MIGHTY MAX 1985-83
Y-117RS2930		10	200	NISSAN SENTRA 1987-83
Y-118R2187		10	200	TOYOTA LAND CRUISER 1987, PICKUP 1983-81
Y-119V7465		10	100	FARM - ISHIKAWAJIMA-SHIBAURA, KUBOTA
Y-1226925		10	200	GLOW PLUG - OE REPLACEMENT PART
Y-146R7492		10	200	TOYOTA CAMRY 1986-84, COROLLA 1985-84
Y-147T7493		10	200	TOYOTA LAND CRUISER 1987-81
Y-1496766		10	200	FARM - KUBOTA
Y-202-23226		10	200	1980-1977 NISSAN
Y-2032532		1	36	FARM - KUBOTA
Y-203V7728		1	36	GLOW PLUG - OE REPLACEMENT PART
Y-204RS4573		10	200	NISSAN 810 1981, MAXIMA 1983-81
Y-204TS13829		10	200	NISSAN 810 1981, GENERATOR - NISSAN, LIFT TRUCKS - NISSAN
Y-207T1239		10	200	AUDI 5000 1979; VOLKSWAGEN DASHER 1980-79, RABBIT 1981-77; VOLVO 245 1982
Y-208T1250		10	200	PEUGEOT 504 1981-78, 505 1986-84 1981-80, 604 1984-82
Y-271-27467		10	100	GLOW PLUG - OE REPLACEMENT PART
Y-301V7238		10	100	GLOW PLUG - OE REPLACEMENT PART
Y-306R6244		10	200	ISUZU PICKUP 1987-81, TROOPER 1987-86 1984
Y-3144646		10	200	COMMERCIAL ENGINE - YANMAR
Y4002J97190		10	100	FORD E-350 CLUB WAGON 2005-04, E-350 SUPER DUTY 2010-04, E-450 SUPER DUTY 2010-04, EXCURSION 2005-04, F-250 SUPER DUTY 2007-04, F-350 SUPER DUTY 2007-04, F-450 SUPER DUTY 2007-04, F-550 SUPER DUTY 2007-04, F650 2008-04, F750 2008-04
Y-401-32226		10	100	FARM - FORD, ISHIKAWAJIMA-SHIBAURA
Y-408JS5616		10	100	FORD F-250 SUPER DUTY 2010-08, F-350 SUPER DUTY 2010-08, F-450 SUPER DUTY 2010-08, F-550 SUPER DUTY 2010-08
Y-510R91712		10	200	AGRICULTURE - MASSEY FERGUSON
Y-543J6600		10	100	SMART FORTWO 2007-05
Y-608J8756		10	100	FARM - KUBOTA
Y-701R7464		10	200	LIFT TRUCKS - ISHIKAWAJIMA-SHIBAURA
Y-701RS2765		10	200	COMMERCIAL/INDUSTRIAL - NEW HOLLAND
Y-702R1065		10	200	FARM - JOHN DEERE, KUBOTA
Y-702U2966		10	200	FARM - JOHN DEERE
Y-703R3782		10	200	TOYOTA CAMRY 1986
Y-706R3041		10	200	GLOW PLUG - OE REPLACEMENT PART
Y-707RS4937		10	200	GLOW PLUG - OE REPLACEMENT PART
Y-709R3238		10	200	COMMERCIAL/INDUSTRIAL - KUBOTA, FARM - KUBOTA, LIFT TRUCKS - KUBOTA
Y-710J7880		10	200	1987 ISUZU
Y-711J5264		10	200	GLOW PLUG - OE REPLACEMENT PART
Y-716RS4693		10	200	PE ENGINES - LAUSON, ONAN, FARM - KUBOTA, LIFT TRUCKS - BOBCAT
Y-719RS16900		10	200	1998-1993 HONDA, 1998-1991 ISUZU
Y-720U15392		10	200	GLOW PLUG - OE REPLACEMENT PART
Y-732J5909		10	200	VOLKSWAGEN BEETLE 2004-98, GOLF 2004-97, JETTA 2004-93, PASSAT 1997-96
Y-745U4705		10	100	DODGE SPRINTER 2500 2006-03, SPRINTER 3500 2006-03; FREIGHTLINER SPRINTER 2500 2006-02, SPRINTER 3500 2006-02; MERCEDES-BENZ E320 2006-05

Spark Plug Primary Applications

PLUG NO.	STK NO.	BOX QTY	CASE QTY	PRINCIPLE APPLICATION
Y-752M6198	10	200		GLOW PLUG - OE REPLACEMENT PART
Y-757RS4018	10	200		2004-1988 NISSAN
Y-766MS4143	10	200		FARM - KUBOTA
Y-809-12831	10	100		GLOW PLUG - OE REPLACEMENT PART
Y-8106929	10	100		PEUGEOT 504 1978-74
Y-874-15326	10	200		GLOW PLUG - OE REPLACEMENT PART
Y-918J3704	10	200		AUDI 4000 1983-82, 5000 1985-80; BMW 524TD 1986-85; MERCEDES-BENZ 190D 1987, 300D 1993-90, 300SD 1993-92, 350SD 1991, 350SDL 1991, S350 1995-94; VOLKSWAGEN Dasher 1981, EUROVAN 1997-93, GOLF 1998-85, JETTA 1994-81, PASSAT 1997-93, QUANTUM 1985-82, RABBIT 1984-82, RABBIT PICKUP 1983-81, TRANSPORTER 1994-93, VANAGON 1984-82; VOLVO 244 1984-82, 245 1984-83, 264 1981-80, 265 1980, 740 1986, 745 1985, 760 1985-83
Y-924J3473	10	200		MERCEDES-BENZ 190D 1989-84, 240D 1983-76, 300CD 1985-78, 300D 1987 1985-75, 300SD 1985-78, 300SDL 1987-86, 300TD 1987 1985-79, 350SDL 1990; PEUGEOT 504 1983-81, 505 1988-85 1983-82
Y-925J5740	10	100		MERCEDES-BENZ E300 1999-95
Y-930U5568	10	100		MERCEDES BENZ E300 1995
YA015727	10	200		COMMERCIAL/INDUSTRIAL - KUBOTA
YE012649	10	200		ATV - 2004 KUBOTA, PE ENGINES - CLINTON, KOHLER, FARM - ISHIKAWAJIMA-SHIBAURA
YR57052	4	120		BUICK APOLLO 1974-73; CHEVROLET BEL AIR 1974-72 1970, BISCAYNE 1972 1970, BLAZER 1974-70, BROOKWOOD 1972, C10 1986-85 1983-75, C10 PICKUP 1974-70, C10 SUBURBAN 1986-85 1981-70, C20 1986-75, C20 PICKUP 1974-70, C20 SUBURBAN 1986-70, C30 1986-75, C30 PICKUP 1974-70, C50 1990-86, C70 1990-86, CAMARO 1974-72 1970, CAPRICE 1974-72 1970, CHEVELLE 1973-70, CORVETTE 1974-72 1970, EL CAMINO 1979-76 1974-69, G10 1983-75, G10 VAN 1974-72 1970, G20 1986-75, G20 VAN 1974-70, G30 1988-75, G30 VAN 1974-71, IMPALA 1974-72 1970, K10 1986-75, K10 PICKUP 1974-70, K10 SUBURBAN 1986-85 1983-70, K20 1986-75, K20 PICKUP 1974-70, K20 SUBURBAN 1986-70, K30 1986-77, K30 PICKUP 1974-70, K5 BLAZER 1981-75, KINGSWOOD 1972, LAGUNA 1975-73, MALIBU 1974-73, MONTE CARLO 1974-70, NOVA 1974-72 1970, P10 1980-75, P10 VAN 1974-72 1970, P20 1989-75, P20 VAN 1974-70, P30 1989-75, P30 VAN 1974-70, R20 1988-87, R30 1988-87, R3500 1989, TOWNSMAN 1972 1970, V20 1987, V30 1988-87, V3500 1989; GMC C15 1978-75, C15 SUBURBAN 1978-75, C15/C1500 PICKUP 1974-70, C15/C1500 SUBURBAN 1974-70, C1500 1986-85 1983-79, C1500 SUBURBAN 1986-85 1983-79, C25 1978-75, C25 SUBURBAN 1978-75, C25/C2500 PICKUP 1974-70, C25/C2500 SUBURBAN 1974-70, C2500 1986-79, C2500 SUBURBAN 1986-79, C35 1978-75, C35/C3500 PICKUP 1974-70, C3500 1986-79, CABALLERO 1979-78, G15 1978-75, G15/G1500 VAN 1974-70, G1500 1983-79, G25 1978-75, G25/G2500 VAN 1974-70, G2500 1986-85 1983-79, G35 1978-75, G35/G3500 VAN 1974-71, G3500 1988-79, JIMMY 1981-70, K15 1978-75, K15 SUBURBAN 1978-75, K15/K1500 PICKUP 1974-70, K15/K1500 SUBURBAN 1974-70, K1500 1985-79, K1500 SUBURBAN 1984-79, K25 1978-75, K25 SUBURBAN 1978-75, K25/K2500 PICKUP 1974-70, K25/K2500 SUBURBAN 1974-70, K2500 1986-79, K2500 SUBURBAN 1986-79, K35 1978-77, K35/K3500 PICKUP 1974-70, K3500 1986-79, P15 1978-75, P15/P1500 VAN 1974-72 1970, P1500 1980-79, P25 1978-75, P25/P2500 VAN 1974-70, P2500 1989 1987-79, P35 1978-75, P35/P3500 VAN 1974-70, P3500 1989-79, R2500 1988-87, R3500 1989-87, SPRINT 1977-72, V2500 1987, V3500 1989-87; PONTIAC VENTURA 1972, I/O - 1990-1976 BERKELEY, 1977-1975 FLAGSHIP, 1990-1974 HARDIN, 1985-1982 OMC, FARM - ALLIS-CHALMERS, JOHN DEERE, MASSEY-FERGUSON, NEW IDEA, LIFT TRUCKS - HYSTER
YR557240	4	120		BUICK APOLLO 1975; CHEVROLET BEL AIR 1975, C10 1978-77 1975, C10 SUBURBAN 1978-77 1975, C20 1978-77 1975, C20 SUBURBAN 1978-77 1975, C30 1978-77 1975, CAMARO 1975, CAPRICE 1975, CORVETTE 1975, EL CAMINO 1978 1975, G10 1978-75, G10 VAN 1974, G20 1978-75, G20 VAN 1974, G30 1978-75, G30 VAN 1974, IMPALA 1975, K10 1978-77 1975, K10 SUBURBAN 1978-77 1975, K20 1978-77 1975, K20 SUBURBAN 1978-77 1975, K30 1978-77, K5 BLAZER 1978-77 1975, LAGUNA 1975, MALIBU 1975, MONTE CARLO 1975, MONZA 1975, NOVA 1975, P10 1977 1975, P20 1978-77 1975, P30 1978-77 1975; GMC C15 1978-77 1975, C15 SUBURBAN 1978-77 1975, C25 1978-77 1975, C25 SUBURBAN 1978-77 1975, C35 1978-77 1975, CABALLERO 1978, G15 1978-77 1975, G15/G1500 VAN 1974, G25 1978-77 1975, G25/G2500 VAN 1974, G35 1978-77 1975, G35/G3500 VAN 1974, JIMMY 1978-77 1975, K15 1978-77 1975, K15 SUBURBAN 1977 1975, K25 1978-77 1975, K25 SUBURBAN 1978-77 1975, K35 1978-77, P15 1975, P25 1978-77 1975, P35 1978-77 1975, SPRINT 1977-75; OLDSMOBILE CUTLASS 1975, CUTLASS SUPREME 1975, OMEGA 1975; PONTIAC FIREBIRD 1975, GRAND LEMANS 1975, LEMANS 1975, VENTURA 1975
YR55IX7588	4	120		BUICK APOLLO 1975; CHEVROLET BEL AIR 1975, C10 1978-77 1975, C10 SUBURBAN 1978-77 1975, C20 1978-77 1975, C20 SUBURBAN 1978-77 1975, C30 1978-77 1975, CAMARO 1975, CAPRICE 1975, CORVETTE 1975, EL CAMINO 1978 1975, G10 1978-75, G10 VAN 1974, G20 1978-75, G20 VAN 1974, G30 1978-75, G30 VAN 1974, IMPALA 1975, K10 1978-77 1975, K10 SUBURBAN 1978-77 1975, K20 1978-77 1975, K20 SUBURBAN 1978-77 1975, K30 1978-77, K5 BLAZER 1978-77 1975, LAGUNA 1975, MALIBU 1975, MONTE CARLO 1975, MONZA 1975, NOVA 1975, P10 1977 1975, P20 1978-77 1975, P30 1978-77 1975; GMC C15 1978-77 1975, C15 SUBURBAN 1978-77 1975, C25 1978-77 1975, C25 SUBURBAN 1978-77 1975, C35 1978-77 1975, CABALLERO 1978, G15 1978-77 1975, G15/G1500 VAN 1974, G25 1978-77 1975, G25/G2500 VAN 1974, G35 1978-77 1975, G35/G3500 VAN 1974, JIMMY 1978-77 1975, K15 1978-77 1975, K15 SUBURBAN 1977 1975, K25 1978-77 1975, K25 SUBURBAN 1978-77 1975, K35 1978-77, P15 1975, P25 1978-77 1975, P35 1978-77 1975, SPRINT 1977-75; OLDSMOBILE CUTLASS 1975, CUTLASS SUPREME 1975, OMEGA 1975; PONTIAC FIREBIRD 1975, GRAND LEMANS 1975, LEMANS 1975, VENTURA 1975
YR5GP2953	4	120		BUICK APOLLO 1974-73; CHEVROLET BEL AIR 1974-72 1970, BISCAYNE 1972 1970, BLAZER 1974-70, BROOKWOOD 1972, C10 1986-85 1983-75, C10 PICKUP 1974-70, C10 SUBURBAN 1986-85 1981-70, C20 1986-75, C20 PICKUP 1974-70, C20 SUBURBAN 1986-70, C30 1986-75, C30 PICKUP 1974-70, C50 1990-86, C70 1990-86, CAMARO 1974-72 1970, CAPRICE 1974-72 1970, CHEVELLE 1973-70, CORVETTE 1974-72 1970, EL CAMINO 1979-76 1974-69, G10 1983-75, G10 VAN 1974-72 1970, G20 1986-75, G20 VAN 1974-70, G30 1988-75, G30 VAN 1974-71, IMPALA 1974-72 1970, K10 1986-75, K10 PICKUP 1974-70, K10 SUBURBAN 1986-85 1983-70, K20 1986-75, K20 PICKUP 1974-70, K20 SUBURBAN 1986-70, K30 1986-77, K30 PICKUP 1974-70, K5 BLAZER 1981-75, KINGSWOOD 1972, LAGUNA 1975-73, MALIBU 1974-73, MONTE CARLO 1974-70, NOVA 1974-72 1970, P10 1980-75, P10 VAN 1974-72 1970, P20 1989-75, P20 VAN 1974-70, P30 1989-75, P30 VAN 1974-70, R20 1988-87, R30 1988-87, R3500 1989, TOWNSMAN 1972 1970, V20 1987, V30 1988-87, V3500 1989; GMC C15 1978-75, C15 SUBURBAN 1978-75, C15/C1500 PICKUP 1974-70, C15/C1500 SUBURBAN 1974-70, C1500 1986-85 1983-79, C1500 SUBURBAN 1986-85 1983-79, C25 1978-75, C25 SUBURBAN 1978-75, C25/C2500 PICKUP 1974-70, C25/C2500 SUBURBAN 1974-70, C2500 1986-79, C2500 SUBURBAN 1986-79, C35 1978-75, C35/C3500 PICKUP 1974-70, C3500 1986-79, CABALLERO 1979-78, G15 1978-75, G15/G1500 VAN 1974-70, G1500 1983-79, G25 1978-75, G25/G2500 VAN 1974-70, G2500 1986-85 1983-79, G35 1978-75, G35/G3500 VAN 1974-71, G3500 1988-79, JIMMY 1981-70, K15 1978-75, K15 SUBURBAN 1978-75, K15/K1500 PICKUP 1974-70, K15/K1500 SUBURBAN 1974-70, K1500 1985-79, K1500 SUBURBAN 1984-79, K25 1978-75, K25 SUBURBAN 1978-75, K25/K2500 PICKUP 1974-70, K25/K2500 SUBURBAN 1974-70, K2500 1986-79, K2500 SUBURBAN 1986-79, K35 1978-77, K35/K3500 PICKUP 1974-70, K3500 1986-79, P15 1978-75, P15/P1500 VAN 1974-72 1970, P1500 1980-79, P25 1978-75, P25/P2500 VAN 1974-70, P2500 1989 1987-79, P35 1978-75, P35/P3500 VAN 1974-70, P3500 1989-79, R2500 1988-87, R3500 1989-87, SPRINT 1977-72, V2500 1987, V3500 1989-87; PONTIAC VENTURA 1972, I/O - 1990-1976 BERKELEY, 1977-1975 FLAGSHIP, 1990-1974 HARDIN, 1985-1982 OMC

Spark Plug Primary Applications

PLUG NO.	STK NO.	BOX QTY	CASE QTY	PRINCIPLE APPLICATION
YR5IX7516		4	120	BUICK APOLLO 1974-73; CHEVROLET BEL AIR 1974-72 1970, BISCAYNE 1972 1970, BLAZER 1974-70, BROOKWOOD 1972, C10 1986-85 1983-75, C10 PICKUP 1974-70, C10 SUBURBAN 1986-85 1981-70, C20 1986-75, C20 PICKUP 1974-70, C20 SUBURBAN 1986-70, C30 1986-75, C30 PICKUP 1974-70, C50 1990-86, C70 1990-86, CAMARO 1974-72 1970, CAPRICE 1974-72 1970, CHEVELLE 1973-70, CORVETTE 1974-72 1970, EL CAMINO 1979-76 1974-69, G10 1983-75, G10 VAN 1974-72 1970, G20 1986-75, G20 VAN 1974-70, G30 1988-75, G30 VAN 1974-71, IMPALA 1974-72 1970, K10 1986-75, K10 PICKUP 1974-70, K10 SUBURBAN 1986-85 1983-70, K20 1986-75, K20 PICKUP 1974-70, K20 SUBURBAN 1986-70, K30 1986-77, K30 PICKUP 1974-70, K5 BLAZER 1981-75, KINGSWOOD 1972, LAGUNA 1975-73, MALIBU 1974-73, MONTE CARLO 1974-70, NOVA 1974-72 1970, P10 1980-75, P10 VAN 1974-72 1970, P20 1989-75, P20 VAN 1974-70, P30 1989-75, P30 VAN 1974-70, R20 1988-87, R30 1988-87, R3500 1989, TOWNSMAN 1972 1970, V20 1987, V30 1988-87, V3500 1989; GMC C15 1978-75, C15 SUBURBAN 1978-75, C15/C1500 PICKUP 1974-70, C15/C1500 SUBURBAN 1974-70, C1500 1986-85 1983-79, C1500 SUBURBAN 1986-85 1983-79, C25 1978-75, C25 SUBURBAN 1978-75, C25/C2500 PICKUP 1974-70, C25/C2500 SUBURBAN 1974-70, C2500 1986-79, C2500 SUBURBAN 1986-79, C35 1978-75, C35/C3500 PICKUP 1974-70, C3500 1986-79, CABALLERO 1979-78, G15 1978-75, G15/G1500 VAN 1974-70, G1500 1983-79, G25 1978-75, G25/G2500 VAN 1974-70, G2500 1986-85 1983-79, G35 1978-75, G35/G3500 VAN 1974-71, G3500 1988-79, JIMMY 1981-70, K15 1978-75, K15 SUBURBAN 1978-75, K15/K1500 PICKUP 1974-70, K15/K1500 SUBURBAN 1974-70, K1500 1985-79, K1500 SUBURBAN 1984-79, K25 1978-75, K25 SUBURBAN 1978-75, K25/K2500 PICKUP 1974-70, K25/K2500 SUBURBAN 1974-70, K2500 1986-79, K2500 SUBURBAN 1986-79, K35 1978-77, K35/K3500 PICKUP 1974-70, K3500 1986-79, P15 1978-75, P15/P1500 VAN 1974-72 1970, P1500 1980-79, P25 1978-75, P25/P2500 VAN 1974-70, P2500 1989 1987-79, P35 1978-75, P35/P3500 VAN 1974-70, P3500 1989-79, R2500 1988-87, R3500 1989-87, SPRINT 1977-72, V2500 1987, V3500 1989-87; PONTIAC VENTURA 1972, I/O - 1990-1976 BERKELEY, 1977-1975 FLAGSHIP, 1990-1974 HARDIN, 1985-1982 OMC
ZFR4F-114043		4	120	BMW 750IL 1998-97; HONDA CIVIC 2000-92, PWC - 2007-2000 BOMBARDIER (SEA-DOO)
ZFR5A-115084		4	120	JEEP CHEROKEE 1985-81, CJ5 1983-81, CJ7 1986-81, GRAND WAGONEER 1986-84, J10 1987-81, SCRAMBLER 1985-81, WAGONER 1985-80, WRANGLER 1990-87
ZFR5AP92041		4	120	CHRYSLER 200 2014-11, SEBRING 2010-08; DODGE AVENGER 2014-08, CALIBER 2010-08, JOURNEY 2010-09; JEEP COMPASS 2009, PATRIOT 2009
ZFR5D-114936		4	120	NISSAN 240SX 1989
ZFR5E-114435		4	120	NISSAN 240SX 1990, AXCESS 1995-90, D21 1994-90, PICKUP 1997-95, STANZA 1992-90
ZFR5EGP7096		4	120	NISSAN 240SX 1990, 300ZX 1996-90, AXCESS 1995-90, D21 1994-90, PICKUP 1997-95, STANZA 1992-90
ZFR5F7558		4	120	BMW 750IL 1996-88, 850CI 1997-93, 850CSI 1995-94, 850I 1992-91; MAZDA 626 2002-98, MILLENIA 2002-95
ZFR5F-112262		4	120	ACURA CL 2003-01 1999-97, EL 2000-97, INTEGRA 2001-92, MDX 2002-01, TL 2003-99; CHRYSLER 200 2014-11, SEBRING 2010-07; DODGE AVENGER 2014-08, CALIBER 2012-07, DAKOTA 2007-00, JOURNEY 2014-09, RAM 2500 1996-94, RAM 3500 1996-94; HONDA ACCORD 2002-90, CIVIC 2000-92, CIVIC DEL SOL 1997-93, CR-V 1998-97, ODYSSEY 2004-95, PILOT 2005-03, PRELUDE 1996-90; HYUNDAI ELANTRA 2011, SONATA 2006; ISUZU OASIS 1999-96; JEEP COMPASS 2014-07, PATRIOT 2014-07; KIA SOUL 2011; MAZDA 626 1997-93, 929 1991-90, B2600 1993-90, MILLENIA 2002-95, MPV 1995-90, MX-6 1997-93, PROTEGE 2003-99; MITSUBISHI RAIDER 2007-06
ZFR5FGP7098		4	120	ACURA CL 2003-01 1999-97, EL 2000-97, INTEGRA 2001-92, MDX 2002-01, TL 2003-99; BMW 750IL 1996-88, 850CI 1997-93, 850CSI 1995-94, 850I 1992-91; CHRYSLER 200 2014-11, SEBRING 2010-07; DODGE AVENGER 2014-08, CALIBER 2012-07, JOURNEY 2014-09, RAM 2500 1996-94, RAM 3500 1996-94; HONDA ACCORD 2002-90, CIVIC 2000-92, CIVIC DEL SOL 1997-93, CR-V 1998-97, ODYSSEY 2004-95, PILOT 2005-03, PRELUDE 1996-90; HYUNDAI ELANTRA 2011-08, SONATA 2006; ISUZU OASIS 1999-96; JEEP COMPASS 2014-07, PATRIOT 2014-07; KIA SOUL 2011-10, SPECTRA 2009-08, SPECTRA5 2009-08; MAZDA 626 2002-93, 929 1991-90, B2600 1993-90, MILLENIA 2002-95, MPV 1995-90, MX-6 1997-93, PROTEGE 2003-99; MITSUBISHI RAIDER 2007-06
ZFR5FIX-112477		4	120	ACURA CL 2003-01 1999-97, EL 2000-97, INTEGRA 2001-92, MDX 2002-01, TL 2003-99; BMW 750IL 1996-88, 850CI 1997-93, 850CSI 1995-94, 850I 1992-91; CHRYSLER 200 2014-11, SEBRING 2010-07; DODGE AVENGER 2014-08, CALIBER 2012-07, JOURNEY 2014-09, RAM 2500 1996-94, RAM 3500 1996-94; HONDA ACCORD 2002-90, CIVIC 2000-92, CIVIC DEL SOL 1997-93, CR-V 1998-97, ODYSSEY 2004-95, PILOT 2005-03, PRELUDE 1996-90; HYUNDAI ELANTRA 2011-08, SONATA 2006; ISUZU OASIS 1999-96; JEEP COMPASS 2014-07, PATRIOT 2014-07; KIA SOUL 2011-10, SPECTRA 2009-08, SPECTRA5 2009-08; MAZDA 626 2002-93, 929 1991-90, B2600 1993-90, MILLENIA 2002-95, MPV 1995-90, MX-6 1997-93, PROTEGE 2003-99; MITSUBISHI RAIDER 2007-06
ZFR5J-115584		4	120	HONDA CIVIC 1995-92, CIVIC DEL SOL 1995-93
ZFR5LP-13G7781		4	120	CHRYSLER 300 2010-05, 300M 2004-98, CONCORDE 2004-98, INTREPID 2004-98, LHS 2001-99, PACIFICA 2008-04, PROWLER 2002-01, SEBRING 2010-07, TOWN & COUNTRY 2010-08; DODGE AVENGER 2010-08, CHALLENGER 2010-09, CHARGER 2010-06, GRAND CARAVAN 2010-08, INTREPID 2004-98, JOURNEY 2010-09, MAGNUM 2008-05, NITRO 2011-07, SPRINTER 2500 2008-07, SPRINTER 3500 2008-07; FREIGHTLINER SPRINTER 2500 2008-07, SPRINTER 3500 2008-07; PLYMOUTH PROWLER 2001-99 1997; VOLKSWAGEN ROUTAN 2010-09
ZFR5N3459		4	120	DODGE DAKOTA 2002-99, RAM 1500 2006-04, VIPER 2006-03; JEEP CHEROKEE 2001-99, GRAND CHEROKEE 2004-99, TJ 2006-97, WRANGLER 2006-99
ZFR6A-111041		4	120	MAZDA 626 1989-88, 929 1991-88, B2600 1989, MPV 1989, MX-6 1989-88
ZFR6AGP7094		4	120	MAZDA 626 1989-88, 929 1991-88, B2600 1989, MPV 1989, MX-6 1989-88
ZFR6F-114291		4	120	ACURA CL 2002-01, TL 2003-02; CHEVROLET AVEO 2011-09, AVEO5 2011-09; DODGE B1500 1998-97, B2500 1998-97, B3500 1998-97, COLT 1992, DAKOTA 2003-97, DURANGO 2003-98, RAM 1500 2003-97, RAM 1500 VAN 2003-99, RAM 2500 2002-98, RAM 2500 VAN 2003-98, RAM 3500 2002-98, RAM 3500 VAN 2003-99; FORD PROBE 1997-89; HONDA CIVIC 2005-01, CR-V 2001-99, PRELUDE 2001-92; MAZDA 626 1992-90, MX-6 1992-90, PROTEGE 2003; PLYMOUTH COLT 1992; PONTIAC G3 2009; RAM RAM PICKUP 2013-11; SUZUKI SWIFT+ 2009, O/B - 2007-2004 NISSAN, 2007-2004 TOHATSU
ZFR6F-1190760 BLYB		6	180	O/B - 2007-2004 NISSAN, 2007-2004 TOHATSU
ZFR6F-11G6987		4	120	ACURA EL 2003-01; CHRYSLER ASPEN 2007; DODGE DURANGO 2009-00, NITRO 2012-07, RAM 1500 2010-02, RAM 2500 2003-97, RAM 3500 2003-97; JEEP COMMANDER 2010-06, GRAND CHEROKEE 2010-99, LIBERTY 2012-02; MITSUBISHI RAIDER 2009-06; RAM 1500 2012-11, DAKOTA 2012-11, RAM PICKUP 2013-11
ZFR6FGP7100		4	120	ACURA CL 2002-01, EL 2005-01, TL 2003-02; BMW 550I 2010-06, 650I 2010-06, 750I 2008-06, X5 2010-04; CHEVROLET AVEO 2011-09, AVEO5 2011-09, TRAX 2014-13; DODGE B1500 1998-97, B2500 1998-97, B3500 1998-97, COLT 1992, DAKOTA 2003-97, DURANGO 2003-98, NITRO 2012-11, RAM 1500 2003-97, RAM 1500 VAN 2003-99, RAM 2500 2003-97, RAM 2500 VAN 2003-98, RAM 3500 2002-97, RAM 3500 VAN 2003-99; FORD PROBE 1997-89; HONDA CIVIC 2005-01, CR-V 2001-99, PRELUDE 2001-92; JEEP COMMANDER 2010-06, GRAND CHEROKEE 2010-00, LIBERTY 2012-02; MAZDA 626 1992-90, MX-6 1992-90, PROTEGE 2003; PLYMOUTH COLT 1992; PONTIAC G3 2009; RAM 1500 2012-11, DAKOTA 2012-11, RAM PICKUP 2013-11; SUZUKI SWIFT+ 2009

Spark Plug Primary Applications

PLUG NO.	STK NO.	BOX QTY	CASE QTY	PRINCIPLE APPLICATION
ZFR6FIX-116441		4	120	ACURA CL 2002-01, EL 2005-01, TL 2003-02; BMW 550I 2010-06, 650I 2010-06, 750I 2008-06, 750LI 2008-06, X5 2010-04; CHEVROLET AVEO 2011-09, AVEO5 2011-09, TRAX 2014-13; DODGE B1500 1998-97, B2500 1998-97, B3500 1998-97, COLT 1992, DAKOTA 2003-97, DURANGO 2003-98, NITRO 2012-07, RAM 1500 2010-97, RAM 1500 VAN 2003-99, RAM 2500 2003-97, RAM 2500 VAN 2003-98, RAM 3500 2002-97, RAM 3500 VAN 2003-99; FORD PROBE 1997-89; HONDA CIVIC 2005-01, CR-V 2001-99, PRELUDE 2001-92; JEEP COMMANDER 2010-06, GRAND CHEROKEE 2010-00, LIBERTY 2012-02; MAZDA 626 1992-90, MX-6 1992-90, PROTEGE 2003; PLYMOUTH COLT 1992; PONTIAC G3 2009; RAM 1500 2012-11, DAKOTA 2012-11, RAM PICKUP 2013-11; SUZUKI SWIFT+ 2009
ZFR6J-115585		10	200	(COLDER HEAT RANGE THAN OE) ZFR5J-11 (STOCK # 5584)
ZFR6U-990318		10	200	CHEVROLET AVEO 2011-09, AVEO5 2011-09, TRAX 2014-13; PONTIAC G3 2010-09, G3 WAVE 2009; SUZUKI SWIFT+ 2009
ZFR7F5913		10	200	O/B - HONDA
ZFR7F-116855		4	120	ATV - 2008 HONDA
ZGR5A5077		4	120	BMW 325 1988-86, 325E 1987-84, 325ES 1987-86, 325I 1993-87, 325IS 1991-87, 325IX 1991-88, 525I 1990-89, 528E 1988-82, 535I 1993-89, 635CSI 1989-88, 735I 1992-88, 735IL 1992-88, L7 1987-86, GENERATOR - HONDA, PE ENGINES - HONDA, LAWNMOWERS - CUB CADET, DIXIE CHOPPER, HOWARD PRICE TURF, HUSTLER, CHIPPER BEAR CAT, LOADER KANGA, LOG SPLITTER HUD-SON FOREST EQUIPMENT, MISC EQUIPMENT VARIOUS MODELS, PRESSURE WASHER SHARK, STRING TRIMMER SCAG, STUMP GRINDER BEELINE, UTILITY VEHICLE CUB CADET, VACUUM BEAR CAT
ZGR5AGP7102		4	120	GENERATOR - HONDA, PE ENGINES - HONDA, LAWNMOWERS - CUB CADET, DIXIE CHOPPER, HOWARD PRICE TURF, HUSTLER, CHIPPER BEAR CAT, LOADER KANGA, LOG SPLITTER HUD-SON FOREST EQUIPMENT, MISC EQUIPMENT VARIOUS MODELS, PRESSURE WASHER SHARK, STRING TRIMMER SCAG, STUMP GRINDER BEELINE, UTILITY VEHICLE CUB CADET, VACUUM BEAR CAT
ZGR5C6334		10	200	AMERICAN MOTORS AMX 1980-78, CONCORD 1980-78, GREMLIN 1978-77, MATADOR 1978, PACER 1980-78, SPIRIT 1979; JEEP CHEROKEE 1980-78, CJ5 1980-78, CJ7 1980-78, J10 1980-78
ZMR7AP6914		4	120	M/C - 2006 APRILIA
ZNAR6AGP1698		4	120	FORD EXPEDITION 2014-08, EXPLORER 2010-08, EXPLORER SPORT TRAC 2010-08, F-150 2010-08, F-250 SUPER DUTY 2010-08, F-350 SUPER DUTY 2010-08, F-450 SUPER DUTY 2014-08, F53 2014-08, F-550 2014-10, F-550 SUPER DUTY 2014-08, F650 2013-12, MUSTANG 2010-08; LINCOLN MARK LT 2010 2008, NAVIGATOR 2014-08; MERCURY MOUNTAINEER 2010-08
ZNAR6AIX-11372		4	120	FORD EXPEDITION 2014-08, EXPLORER 2010-08, EXPLORER SPORT TRAC 2010-08, F-150 2010-08, F-250 SUPER DUTY 2010-08, F-350 SUPER DUTY 2010-08, F-450 SUPER DUTY 2014-08, F53 2014-08, F-550 2014-10, F-550 SUPER DUTY 2014-08, F650 2013-12, MUSTANG 2010-08; LINCOLN MARK LT 2010 2008, NAVIGATOR 2014-08; MERCURY MOUNTAINEER 2010-08
ZNAR7AIX7554		4	120	2009-2008 FORD, 2009-2005 LINCOLN, 2009 MERCURY (COLDER HEAT RANGE THAN OE)

Packaging Specifications

NGK STK NO.	NGK PART NO.	PRODUCT CLASS	TERMINAL TYPE	NO. OF PLUGS PER BOX	NO. OF BOXES PER CASE	NO. OF PLUGS PER CASE	WEIGHT PER BOX (LBS)	TOTAL WEIGHT PER CASE (LBS)	CASE DIM (CU. FT.)	SINGLE PLUG UPC NUMBER	4, 6, 10, 25PK. BAR CODE	CASE UPC NUMBER
2210	A6FS	Domestic	Solid	10	20	200	1.424	29.33	0.45	087295122105	087295022108	10087295022105
3020	AB-2	Power Equip	Loose	10	10	100	1.692	17.86	0.4	087295130209	087295030202	10087295030209
2910	AB-6	Snowmobile	Loose	10	10	100	1.472	15.65	0.4	087295129104	087295029107	10087295029104
3010	AB-7	Marine	Loose	10	10	100	1.582	16.75	0.4	087295130100	087295030103	10087295030100
7909	AB-8	Snowmobile	Loose	10	10	100	1.582	16.75	0.4	087295179093	087295079096	10087295079093
2127	AP7FS	Domestic	Solid	10	20	200	1.425	29.33	0.45	087295121276	087295021279	10087295021276
2227	AP8FS	Domestic	Solid	10	20	200	1.425	29.33	0.45	087295122273	087295022276	10087295022273
3323	AR6FS	Domestic	Solid	10	20	200	1.425	29.33	0.45	087295133231	087295033234	10087295033231
3630	B10EG	Motorcycle	Loose	4	30	120	0.533	16.57	0.26	087295136300	087295036303	10087295036300
5224	B10EGP	Motorcycle	Loose	4	30	120	0.533	16.57	0.26	087295152249	087295052242	10087295052249
5927	B10EGV	Motorcycle	Loose	4	30	120	0.533	16.57	0.26	087295159279	087295059272	10087295059279
7928	B10ES	Motorcycle	Loose	4	30	120	0.533	16.57	0.26	087295179284	087295079287	10087295079284
2399	B10HS	Import	Loose	4	30	120	0.489	15.18	0.29	087295123997	087295423998	10087295423995
3110	B-2	Power Equip	Loose	10	20	200	1.314	27.13	0.45	087295131107	087295031100	10087295031107
1147	B2-LM	Power Equip	Loose	10	20	200	1.204	24.93	0.45	087295111475	087295011478	10087295011475
740	B2-LM S25	Power Equip	Loose	25	4	100	3.175	13.38	0.33	N/A	087295007402	10087295007409
4146	B2LMY BL1	Power Equip	Loose	6	30	180	0.728	22.8	1.01	087295041468	087295441466	10087295041465
3210	B-4	Power Equip	Loose	10	20	200	1.314	27.13	0.45	087295132104	087295032107	10087295032104
4129	B4ES	Import	Loose	4	30	120	0.533	16.82	0.45	087295141298	087295441299	10087295441296
4110	B-4H	Power Equip	Loose	10	20	200	1.204	24.93	0.45	087295141106	087295041109	10087295041106
3112	B-4L	Power Equip	Loose	10	20	200	1.314	27.13	0.45	087295131121	087295031124	10087295031121
3410	B4-LM	Power Equip	Loose	10	20	200	1.094	22.72	0.45	087295134108	087295034101	10087295034108
741	B4-LM S25	Power Equip	Loose	25	4	100	2.844	11.95	0.33	N/A	087295007419	10087295007416
6150	B4LMY BL1	Power Equip	Loose	6	30	180	0.661	20.81	1.01	087295061503	087295461501	10087295061500
6410	B5ES	Import	Loose	4	30	120	0.533	16.82	0.45	087295164105	087295464106	10087295464103
4210	B5HS	Marine	Loose	4	30	120	0.489	15.18	0.29	087295142103	087295442104	10087295442101
7432	B6ES	Import	Loose	4	30	120	0.533	16.57	0.26	087295174326	087295074329	10087295074326
7910	B6ES-11	Import	Solid	4	30	120	0.533	16.5	0.29	087295179109	087295479100	10087295479107
7534	B6HS	Import	Loose	4	30	120	0.489	15.25	0.26	087295175347	087295075340	10087295075347
1052	B6HS-10	Marine	Loose	4	30	120	0.489	15.18	0.29	087295110522	087295410523	10087295410520
3212	B-6L	Marine	Loose	10	20	200	1.204	24.93	0.45	087295132128	087295032121	10087295032128
3510	B6S	Power Equip	Loose	10	20	200	1.204	24.93	0.45	087295135105	087295035108	10087295035105
1111	B7ES	Motorcycle	Loose	4	30	120	0.533	16.5	0.29	087295111116	087295411117	10087295411114
2877	B7ES SOLID	Motorcycle	Solid	4	30	120	0.533	16.5	0.29	087295128770	087295428771	10087295428778
2311	B7ES-11	Motorcycle	Solid	4	30	120	0.533	16.5	0.29	087295123119	087295423110	10087295423117
5110	B7HS	Motorcycle	Loose	4	30	120	0.489	15.18	0.29	087295151105	087295451106	10087295451103
2129	B7HS-10	Marine	Loose	4	30	120	0.489	15.18	0.29	087295121290	087295421291	10087295421298
704	B7HS-10 S25	Marine	Loose	25	4	100	3.12	13.05	0.33	N/A	087295007044	10087295007041
3710	B7S	Power Equip	Loose	10	20	200	1.204	24.93	0.45	087295137109	087295037102	10087295037109
1049	B8EFS	Domestic	Loose	10	20	200	0.984	20.52	0.45	087295110492	087295010495	10087295010492
3430	B8EG	Motorcycle	Loose	4	30	120	0.533	16.57	0.26	087295134306	087295034309	10087295034306
3997	B8EG SOLID	Motorcycle	Solid	4	30	120	0.533	16.57	0.26	087295139974	087295039977	10087295039974
5627	B8EGV	Motorcycle	Loose	4	30	120	0.533	16.57	0.26	087295156278	087295056271	10087295056278
2411	B8ES	Motorcycle	Loose	4	30	120	0.533	16.5	0.29	087295124116	087295424117	10087295024116
3683	B8ES SOLID	Motorcycle	Solid	4	30	120	0.533	16.5	0.29	087295136836	087295436837	10087295436834
5510	B8HS	Motorcycle	Loose	4	30	120	0.489	15.18	0.29	087295155103	087295455104	10087295455101
5126	B8HS-10	Marine	Loose	4	30	120	0.489	15.18	0.29	087295151266	087295451267	10087295451264
705	B8HS-10 S25	Marine	Loose	25	4	100	3.12	13.05	0.33	N/A	087295007051	10087295007058
3810	B8S	Power Equip	Loose	10	20	200	1.204	24.93	0.45	087295138106	087295038109	10087295038106
1085	B9EFS	Domestic	Loose	10	20	200	0.984	20.52	0.45	087295110850	087295010853	10087295010850
3530	B9EG	Motorcycle	Loose	4	30	120	0.533	16.57	0.26	087295135303	087295035306	10087295035303
3998	B9EG SOLID	Motorcycle	Solid	4	30	120	0.533	16.57	0.26	087295139981	087295039984	10087295039981
5827	B9EGV	Motorcycle	Loose	4	30	120	0.533	16.57	0.26	087295158272	087295058275	10087295058272
2611	B9ES	Motorcycle	Loose	4	30	120	0.533	16.5	0.29	087295126110	087295426111	10087295426118
7148	B9ES SOLID	Motorcycle	Solid	4	30	120	0.533	16.5	0.29	087295171486	087295471487	10087295471484
5810	B9HS	Motorcycle	Loose	4	30	120	0.489	15.18	0.29	087295158104	087295458105	10087295458102
3626	B9HS-10	Marine	Loose	4	30	120	0.489	15.18	0.29	087295136263	087295436264	10087295436261
1086	BCP4ES-11	Power Equip	Solid	4	30	120	0.445	13.86	0.29	087295110867	087295410868	10087295410865
7496	BCP5ES	Import	Solid	4	30	120	0.444	14.18	0.45	087295174968	087295474969	10087295474966
4930	BCP6ES	Import	Solid	4	30	120	0.444	14.18	0.45	087295149300	087295449301	10087295449308
7210	BCP6ES-11	Power Equip	Solid	4	30	120	0.445	13.86	0.29	087295172100	087295472101	10087295472108
4563	BCP6ET	Import	Loose	4	30	120	0.445	13.86	0.29	087295145630	087295445631	10087295445638

Packaging Specifications

NGK STK NO.	NGK PART NO.	PRODUCT CLASS	TERMINAL TYPE	NO. OF PLUGS PER BOX	NO. OF BOXES PER CASE	NO. OF PLUGS PER CASE	WEIGHT PER BOX (LBS)	TOTAL WEIGHT PER CASE (LBS)	CASE DIM (CU. FT.)	SINGLE PLUG UPC NUMBER	4, 6, 10, 25PK. BAR CODE	CASE UPC NUMBER
5030	BCP7ES	Import	Solid	4	30	120	0.444	14.18	0.45	087295150306	087295450307	10087295450304
1273	BCPR5E-11	Import	Solid	4	30	120	0.444	14.18	0.45	087295112731	087295412732	10087295412739
7086	BCPR5EGP	Import	Solid	4	30	120	0.444	13.93	0.26	087295170861	087295070864	10087295070861
5688	BCPR5EIX	Import	Solid	4	30	120	0.444	13.93	0.26	087295156889	087295056882	10087295056889
3306	BCPR5EIX-11	Import	Solid	4	30	120	0.444	13.93	0.26	087295133064	087295033067	10087295033064
2097	BCPR5EP-11	Import	Solid	4	30	120	0.444	13.93	0.26	087295120972	087295020975	10087295020972
2950	BCPR5EP-8	Import	Solid	4	30	120	0.444	13.93	0.26	087295129500	087295029503	10087295029500
6130	BCPR5ES	Import	Solid	4	30	120	0.444	14.18	0.45	087295161302	087295461303	10087295461300
6696	BCPR5ES-11	Import	Solid	4	30	120	0.444	13.93	0.26	087295166963	087295066966	10087295066963
1266	BCPR5EY	Import	Solid	4	30	120	0.444	14.18	0.45	087295112663	087295412664	10087295412661
2441	BCPR5EY-11	Import	Solid	4	30	120	0.444	13.93	0.26	087295124413	087295024416	10087295024413
3735	BCPR6E	Import	Solid	4	30	120	0.444	13.93	0.26	087295137352	087295437353	10087295437350
5632	BCPR6E-11	Import	Solid	4	30	120	0.444	13.93	0.26	087295156322	087295056325	10087295056322
7088	BCPR6EGP	Import	Solid	4	30	120	0.444	13.93	0.26	087295170885	087295070888	10087295070885
5689	BCPR6EIX	Import	Solid	4	30	120	0.444	13.93	0.26	087295156896	087295056899	10087295056896
4919	BCPR6EIX-11	Import	Solid	4	30	120	0.444	13.93	0.26	087295149195	087295049198	10087295049195
3350	BCPR6EP-11	Import	Solid	4	30	120	0.444	13.93	0.26	087295133507	087295033500	10087295033507
3837	BCPR6EP-13	Import	Solid	4	30	120	0.452	14.15	0.26	087295138373	087295038376	10087295038373
4497	BCPR6EP-N-11	Import	Solid	4	30	120	0.444	13.93	0.26	087295144978	087295044971	10087295044978
5275	BCPR6EP-N-8	Import	Solid	4	30	120	0.444	13.93	0.26	087295152751	087295052754	10087295052751
2330	BCPR6ES	Import	Solid	4	30	120	0.444	14.18	0.45	087295123300	087295423301	10087295423308
6779	BCPR6ES-11	Import	Solid	4	30	120	0.444	13.93	0.26	087295167793	087295067796	10087295067793
3720	BCPR6EY-11	Import	Solid	4	30	120	0.444	14.18	0.45	087295137208	087295437209	10087295437206
6262	BCPR6EY-N-11	Import	Solid	4	30	120	0.444	14.18	0.45	087295162620	087295462621	10087295462628
5690	BCPR7EIX	Import	Solid	4	30	120	0.444	13.93	0.26	087295156902	087295056905	10087295056902
5691	BCPR7EIX-11	Import	Solid	4	30	120	0.444	13.93	0.26	087295156919	087295056912	10087295056919
6282	BCPR7ES	Import	Solid	4	30	120	0.444	13.93	0.26	087295162828	087295062821	10087295062828
1095	BCPR7ES-11	Import	Solid	4	30	120	0.444	14.18	0.45	087295110959	087295410950	10087295410957
5509	BCPR7ET	Import	Loose	4	30	120	0.444	13.93	0.26	087295155097	087295055090	10087295055097
1271	BCPR7EY-11	Import	Solid	10	20	200	1.116	23.15	0.45	087295112717	087295012710	10087295012717
4421	BKR4E	Import	Solid	10	20	200	1.094	22.72	0.45	087295144213	087295044216	10087295044213
5424	BKR4E-11	Import	Solid	4	30	120	0.444	14.18	0.45	087295154243	087295454244	10087295454241
5693	BKR4EIX	Import	Solid	4	30	120	0.444	13.93	0.26	087295156933	087295056936	10087295056933
7755	BKR4ESA-11	Domestic	Solid	4	30	120	0.444	13.93	0.26	087295177556	087295077559	10087295077556
7938	BKR5E	Power Equip	Solid	4	30	120	0.445	13.94	0.45	087295179383	087295479384	10087295479381
5393	BKR5E BL1	Power Equip	Solid	6	30	180	0.675	21.21	1.01	087295053935	087295453933	10087295053932
6719	BKR5E BLYB	Power Equip	Solid	6	30	180	0.67	21.08	1.01	087295067192	087295467190	10087295067199
1172	BKR5E S25	Power Equip	Solid	25	4	100	2.844	11.95	0.33	N/A	087295011720	10087295011727
6953	BKR5E-11	Import	Solid	4	30	120	0.444	14.18	0.45	087295169537	087295469538	10087295469535
7090	BKR5EGP	Import	Solid	4	30	120	0.444	13.93	0.26	087295170908	087295070901	10087295070908
6341	BKR5EIX	Import	Solid	4	30	120	0.444	13.93	0.26	087295163412	087295063415	10087295063412
5464	BKR5EIX-11	Import	Solid	4	30	120	0.444	13.93	0.26	087295154649	087295054642	10087295054649
7797	BKR5EK	Import	Solid	4	30	120	0.444	13.93	0.26	087295177976	087295077979	10087295077976
3967	BKR5EKB-11	Import	Solid	4	30	120	0.444	14.18	0.45	087295139677	087295439678	10087295439675
4302	BKR5EKP-11	Import	Solid	4	30	120	0.444	13.93	0.26	087295143025	087295043028	10087295043025
3964	BKR5EKU	Import	Solid	4	30	120	0.444	14.18	0.45	087295139646	087295439647	10087295439644
2890	BKR5EKUP	Import	Solid	4	30	120	0.444	13.93	0.26	087295128909	087295028902	10087295028909
2391	BKR5E-N-11	Import	Solid	4	30	120	0.444	14.18	0.45	087295123911	087295423912	10087295423919
3440	BKR5EP-11	Import	Solid	4	30	120	0.444	13.93	0.26	087295134405	087295034408	10087295034405
2460	BKR5ES	Import	Solid	4	30	120	0.445	13.86	0.29	087295124604	087295424605	10087295424602
2382	BKR5ES-11	Import	Solid	4	30	120	0.444	14.18	0.45	087295123829	087295423820	10087295423827
5643	BKR5ESA-11	Domestic	Solid	4	30	120	0.444	13.93	0.26	087295156438	087295056431	10087295056438
7390	BKR5EY	Import	Solid	4	30	120	0.444	14.18	0.45	087295173909	087295473900	10087295473907
6745	BKR5EY-11	Import	Solid	4	30	120	0.444	13.93	0.26	087295167458	087295067451	10087295067458
2087	BKR5EYA	Import	Solid	4	30	120	0.444	14.18	0.45	087295120873	087295420874	10087295420871
2526	BKR5EYA-11	Import	Solid	4	30	120	0.444	14.18	0.45	087295125267	087295425268	10087295425265
6962	BKR6E	Import	Solid	4	30	120	0.444	14.18	0.45	087295169629	087295469620	10087295469627
2756	BKR6E-11	Import	Solid	4	30	120	0.444	14.18	0.45	087295127568	087295427569	10087295427566
7092	BKR6EGP	Import	Solid	4	30	120	0.444	13.93	0.26	087295170922	087295070925	10087295070922
6418	BKR6EIX	Import	Solid	4	30	120	0.444	13.93	0.26	087295164181	087295064184	10087295064181
3764	BKR6EIX-11	Import	Solid	4	30	120	0.444	13.93	0.26	087295137642	087295037645	10087295037642
2288	BKR6EK	Import	Solid	4	30	120	0.444	14.18	0.45	087295122884	087295422885	10087295422882

Packaging Specifications

NGK STK NO.	NGK PART NO.	PRODUCT CLASS	TERMINAL TYPE	NO. OF PLUGS PER BOX	NO. OF BOXES PER CASE	NO. OF PLUGS PER CASE	WEIGHT PER BOX (LBS)	TOTAL WEIGHT PER CASE (LBS)	CASE DIM (CU. FT.)	SINGLE PLUG UPC NUMBER	4,6,10,25PK. BAR CODE	CASE UPC NUMBER
4959	BKR6EKC	Import	Solid	4	30	120	0.444	13.93	0.26	087295149591	087295049594	10087295049591
5649	BKR6EKE	Import	Solid	10	20	200	1.094	22.72	0.45	087295156490	087295056493	10087295056490
3452	BKR6EKP-11	Import	Solid	4	30	120	0.444	13.93	0.26	087295134528	087295034521	10087295034528
6993	BKR6EKU	Marine	Solid	4	30	120	0.445	13.86	0.29	087295169933	087295469934	10087295469931
7969	BKR6EKUB	Import	Solid	4	30	120	0.444	13.93	0.26	087295179697	087295079690	10087295079697
6292	BKR6EKUE	Import	Solid	4	30	120	0.444	13.93	0.26	087295162927	087295062920	10087295062927
5724	BKR6E-N-11	Import	Solid	10	20	200	1.094	22.72	0.45	087295157244	087295057247	10087295057244
2978	BKR6EP-11	Import	Solid	4	30	120	0.444	13.93	0.26	087295129784	087295029787	10087295029784
2215	BKR6EP-8	Import	Solid	4	30	120	0.444	13.93	0.26	087295122150	087295022153	10087295022150
5767	BKR6EQUA	Import	Solid	4	30	120	0.444	13.93	0.26	087295157671	087295057674	10087295057671
3199	BKR6EQUP	Import	Solid	4	30	120	0.444	13.93	0.26	087295131992	087295031995	10087295031992
6364	BKR6ES	Import	Solid	4	30	120	0.444	13.93	0.26	087295163641	087295063644	10087295063641
5553	BKR6ES-11	Import	Solid	4	30	120	0.444	14.18	0.45	087295155530	087295455531	10087295455538
3696	BKR6EY	Import	Solid	4	30	120	0.444	14.18	0.45	087295136966	087295436967	10087295436964
7990	BKR6EYA	Snowmobile	Solid	4	30	120	0.444	13.93	0.26	087295179901	087295079904	10087295079901
4293	BKR6EZB	Import	Solid	10	20	200	1.094	22.72	0.45	087295142936	087295042939	10087295042936
4644	BKR7E	Power Equip	Solid	4	30	120	0.445	13.94	0.26	087295146446	087295046449	10087295046446
5791	BKR7E-11	Import	Solid	4	30	120	0.444	13.93	0.26	087295157916	087295057919	10087295057916
4776	BKR7E-E	Power Equip	Solid	4	30	120	0.444	13.93	0.26	087295147764	087295047767	10087295047764
2667	BKR7EIX	Import	Solid	4	30	120	0.444	13.93	0.26	087295126677	087295026670	10087295026677
6988	BKR7EIX-11	Import	Solid	4	30	120	0.444	13.93	0.26	087295169889	087295069882	10087295069889
2095	BKR7EKC-N	Motorcycle	Solid	10	20	200	1.094	22.72	0.45	087295120958	087295020951	10087295020958
5881	BKR7EKU	Marine	Solid	4	30	120	0.445	13.86	0.29	087295158814	087295458815	10087295458812
4285	BKR7EQUP	Import	Solid	4	30	120	0.444	13.93	0.26	087295142851	087295042854	10087295042851
4952	BKR7ES-11	Import	Solid	4	30	120	0.444	13.93	0.26	087295149522	087295049525	10087295049522
2668	BKR8EIX	Import	Solid	4	30	120	0.444	13.93	0.26	087295126684	087295026687	10087295026684
2669	BKR9EIX	Import	Solid	4	30	120	0.444	13.93	0.26	087295126691	087295026694	10087295026691
7808	BKUR6ET	Import	Solid	4	30	120	0.444	13.93	0.26	087295178089	087295078082	10087295078089
2397	BKUR6ET-10	Import	Solid	4	30	120	0.444	13.93	0.26	087295123973	087295423974	10087295423971
6992	BKUR6ETB	Import	Solid	4	30	120	0.444	13.83	0.29	087295169926	087295469927	10087295469924
5496	BKUR7ET	Import	Solid	4	30	120	0.444	13.93	0.26	087295154960	087295054963	10087295054960
5628	BM4A	Power Equip	Loose	10	20	200	0.869	18.17	0.45	087295156285	087295056288	10087295056285
4000	BM4A SOLID	Power Equip	Solid	10	20	200	0.869	18.17	0.45	087295140000	087295040003	10087295040000
4739	BM4Y BL1	Power Equip	Loose	6	30	180	0.529	16.84	1.01	087295047392	087295447390	10087295047399
5921	BM6A	Power Equip	Loose	10	20	200	0.759	16.03	0.43	087295159217	087295059210	10087295059217
744	BM6A S25	Power Equip	Loose	25	4	100	2.017	8.64	0.33	N/A	087295007440	10087295007447
6021	BM6A SOLID	Power Equip	Solid	10	20	200	0.759	15.96	0.45	087295160213	087295060216	10087295060213
6221	BM6F	Power Equip	Loose	10	20	200	0.653	13.9	0.45	087295162217	087295062210	10087295062217
6720	BM6F BLYB	Power Equip	Loose	6	30	180	0.442	14.24	1.01	087295067208	087295467206	10087295067205
2967	BM6FY BL1	Power Equip	Loose	6	30	180	0.397	12.87	1.01	087295029671	087295429679	10087295029678
5466	BM6Y BL1	Power Equip	Loose	6	30	180	0.463	14.86	1.01	087295054666	087295454664	10087295054663
6521	BM7A	Power Equip	Loose	10	20	200	0.759	15.96	0.45	087295165218	087295065211	10087295065218
6746	BM7A BLYB	Power Equip	Loose	6	30	180	0.508	16.22	1.01	087295067468	087295467466	10087295067465
6421	BM7F	Power Equip	Loose	10	20	200	0.653	13.9	0.45	087295164211	087295064214	10087295064211
3147	BM7Y BL1	Power Equip	Loose	6	30	180	0.463	14.86	1.01	087295031476	087295431474	10087295031473
7677	BMR2A	Power Equip	Loose	10	20	200	1.094	22.72	0.45	087295176771	087295076774	10087295076771
4013	BMR2A SOLID	Power Equip	Solid	10	20	200	1.094	22.72	0.45	087295140130	087295040133	10087295040130
4452	BMR2A-10	Power Equip	Loose	10	20	200	1.094	22.72	0.45	087295144527	087295044520	10087295044527
5728	BMR4A	Power Equip	Loose	10	20	200	0.869	18.17	0.45	087295157282	087295057285	10087295057282
6743	BMR4A BLYB	Power Equip	Loose	6	30	180	0.574	18.2	1.01	087295067437	087295467435	10087295067434
1174	BMR4A S25	Power Equip	Loose	25	4	100	2.293	9.74	0.33	N/A	087295011744	10087295011741
4004	BMR4A SOLID	Power Equip	Solid	10	20	200	0.869	18.17	0.45	087295140048	087295040041	10087295040048
7421	BMR6A	Power Equip	Loose	10	20	200	0.759	16.03	0.43	087295174210	087295074213	10087295074210
6749	BMR6A BLYB	Power Equip	Loose	6	30	180	0.508	16.22	1.01	087295067499	087295467497	10087295067496
1184	BMR6A S25	Power Equip	Loose	25	4	100	2.017	8.64	0.33	N/A	087295011843	10087295011840
4002	BMR6A SOLID	Power Equip	Solid	10	20	200	0.759	15.96	0.45	087295140024	087295040027	10087295040024
4226	BMR7A	Power Equip	Loose	10	20	200	0.759	15.96	0.45	087295142264	087295042267	10087295042264
6928	BP4ES	Import	Loose	4	30	120	0.533	16.82	0.45	087295169285	087295469286	10087295469283
3611	BP4HS	Motorcycle	Loose	4	30	120	0.489	15.18	0.29	087295136119	087295436110	10087295436117
5011	BP4HS-10	Power Equip	Loose	4	30	120	0.489	15.18	0.29	087295150115	087295450116	10087295450113
7834	BP5EA-L	Import	Solid	4	30	120	0.533	16.57	0.26	087295178348	087295078341	10087295078348
7832	BP5ES	Import	Loose	4	30	120	0.533	16.57	0.26	087295178324	087295078327	10087295078324

Packaging Specifications

NGK STK NO.	NGK PART NO.	PRODUCT CLASS	TERMINAL TYPE	NO. OF PLUGS PER BOX	NO. OF BOXES PER CASE	NO. OF PLUGS PER CASE	WEIGHT PER BOX (LBS)	TOTAL WEIGHT PER CASE (LBS)	CASE DIM (CU. FT.)	SINGLE PLUG UPC NUMBER	4, 6, 10, 25PK. BAR CODE	CASE UPC NUMBER
2140	BP5ES SOLID	Import	Solid	4	30	120	0.533	16.5	0.29	087295121405	087295421406	10087295421403
7732	BP5ES-11	Import	Solid	4	30	120	0.533	16.57	0.26	087295177327	087295077320	10087295077327
7327	BP5EY	Import	Loose	10	20	200	1.314	27.13	0.45	087295173275	087295073278	10087295073275
4111	BP5HS	Motorcycle	Loose	4	30	120	0.489	15.18	0.29	087295141113	087295441114	10087295441111
4666	BP6EF	Import	Loose	10	20	200	0.984	20.52	0.45	087295146668	087295046661	10087295046668
7333	BP6ES	Import	Loose	4	30	120	0.533	16.57	0.26	087295173336	087295073339	10087295073336
4007	BP6ES SOLID	Import	Solid	4	30	120	0.533	16.5	0.29	087295140079	087295440070	10087295440077
7334	BP6ES-11	Import	Solid	4	30	120	0.533	16.57	0.26	087295173343	087295073346	10087295073343
1263	BP6ET	Import	Loose	4	30	120	0.533	16.82	0.45	087295112632	087295412633	10087295412630
7727	BP6EY	Import	Loose	10	20	200	1.314	27.13	0.45	087295177273	087295077276	10087295077273
7331	BP6HS	Import	Loose	4	30	120	0.489	15.25	0.26	087295173312	087295073315	10087295073312
6326	BP6HS-10	Marine	Loose	4	30	120	0.489	15.18	0.29	087295163269	087295463260	10087295463267
3526	BP7EFS	Domestic	Loose	10	20	200	0.984	20.52	0.45	087295135266	087295035269	10087295035266
1034	BP7ES	Import	Loose	4	30	120	0.533	16.57	0.26	087295110348	087295010341	10087295010348
3995	BP7ES SOLID	Motorcycle	Solid	4	30	120	0.533	16.5	0.29	087295139950	087295439951	10087295439958
2712	BP7ES-11	Import	Solid	10	20	200	1.336	27.56	0.45	087295127124	087295027127	10087295027124
5111	BP7HS	Import	Loose	4	30	120	0.489	15.5	0.45	087295151112	087295451113	10087295451110
7829	BP7HS-10	Marine	Loose	4	30	120	0.489	15.18	0.29	087295178294	087295478295	10087295478292
2912	BP8ES	Motorcycle	Loose	4	30	120	0.533	16.5	0.29	087295129128	087295429129	10087295429126
3994	BP8ES SOLID	Motorcycle	Solid	4	30	120	0.533	16.5	0.29	087295139943	087295439944	10087295439941
4838	BP8H-N-10	Marine	Solid	10	20	200	1.204	24.93	0.45	087295148389	087295048382	10087295048389
1505	BP8H-N-10 BLYB	Marine	Solid	6	30	180	0.874	27.2	1.01	087295015056	087295415054	10087295415051
710	BP8H-N-10 S25	Marine	Solid	25	4	100	3.12	13.05	0.33	N/A	087295007105	10087295007102
2630	BP8HS	Motorcycle	Loose	4	30	120	0.489	15.18	0.29	087295126301	087295426302	10087295426309
3823	BP8HS-10	Marine	Loose	4	30	120	0.489	15.18	0.29	087295138236	087295438237	10087295438234
6729	BP8HS-15	Marine	Solid	4	30	120	0.489	15.18	0.29	087295167298	087295467299	10087295467296
7526	BP9ES	Motorcycle	Loose	4	30	120	0.533	16.5	0.29	087295175262	087295475263	10087295475260
5928	BPM4A	Power Equip	Loose	10	20	200	0.869	18.17	0.45	087295159286	087295059289	10087295059286
7021	BPM6A	Power Equip	Loose	10	20	200	0.759	16.03	0.43	087295170212	087295070215	10087295070212
747	BPM6A S25	Power Equip	Loose	25	4	100	2.017	8.64	0.33	N/A	087295007471	10087295007478
6026	BPM6A-10	Power Equip	Loose	10	20	200	0.759	15.96	0.45	087295160268	087295060261	10087295060268
5950	BPM6F	Power Equip	Solid	10	20	200	0.653	13.9	0.45	087295159507	087295059500	10087295059507
6753	BPM6F BLYB	Power Equip	Solid	6	30	180	0.442	14.24	1.01	087295067536	087295467534	10087295067533
4562	BPM6Y	Power Equip	Loose	10	20	200	0.759	15.96	0.45	087295145623	087295045626	10087295045623
7321	BPM7A	Power Equip	Loose	10	20	200	0.759	16.03	0.43	087295173213	087295073216	10087295073213
748	BPM7A S25	Power Equip	Loose	25	4	100	2.017	8.64	0.33	N/A	087295007488	10087295007485
7472	BPM7A SOLID	Power Equip	Solid	10	20	200	0.759	15.96	0.45	087295174722	087295074725	10087295074722
4921	BPM7Y	Power Equip	Loose	10	20	200	0.759	15.96	0.45	087295149218	087295049211	10087295049218
2101	BPM7Y BL1	Power Equip	Loose	6	30	180	0.463	14.86	1.01	087295021019	087295421017	10087295021016
1187	BPM7Y S25	Power Equip	Loose	25	4	100	2.017	8.64	0.33	N/A	087295011874	10087295011871
2057	BPM8Y	Power Equip	Loose	10	20	200	0.785	16.56	0.43	087295120576	087295020579	10087295020576
1193	BPM8Y S25	Power Equip	Loose	25	4	100	1.797	7.76	0.33	N/A	087295011935	10087295011932
92628	BPM8Y S25 SOLID	Power Equip	Solid	25	4	100	1.962	8.42	0.33	N/A	087295826287	10087295826284
5574	BPM8Y SOLID	Power Equip	Solid	10	20	200	0.759	16.03	0.43	087295155745	087295055748	10087295055745
5113	BPMR4A SOLID	Power Equip	Solid	4	30	120	0.353	11.18	0.29	087295151136	087295451137	10087295451134
6328	BPMR4A-10	Power Equip	Loose	10	20	200	0.869	18.17	0.45	087295163283	087295063286	10087295063283
6726	BPMR6A	Power Equip	Loose	10	20	200	0.759	16.03	0.43	087295167267	087295067260	10087295067267
6759	BPMR6A BLYB	Power Equip	Loose	6	30	180	0.508	16.22	1.01	087295067598	087295467596	10087295067595
1194	BPMR6A S25	Power Equip	Loose	25	4	100	2.017	8.64	0.33	N/A	087295011942	10087295011949
1029	BPMR6A-10	Power Equip	Loose	10	20	200	0.759	15.96	0.45	087295110294	087295010297	10087295010294
1270	BPMR6F	Power Equip	Loose	10	20	200	0.653	13.9	0.45	087295112700	087295012703	10087295012700
5414	BPMR6Y BL1	Power Equip	Loose	6	30	180	0.476	15.26	1.01	087295054147	087295454145	10087295054144
4626	BPMR7A	Power Equip	Loose	10	20	200	0.759	16.03	0.43	087295146262	087295046265	10087295046262
6761	BPMR7A BLYB	Power Equip	Loose	6	30	180	0.508	16.22	1.01	087295067611	087295467619	10087295067618
1195	BPMR7A S25	Power Equip	Loose	25	4	100	2.017	8.64	0.33	N/A	087295011959	10087295011956
6703	BPMR7A SOLID	Power Equip	Solid	10	20	200	0.759	16.03	0.43	087295167038	087295067031	10087295067038
1589	BPMR7Y	Power Equip	Solid	10	20	200	0.759	15.96	0.45	087295115893	087295015896	10087295015893
2218	BPMR8Y	Power Equip	Solid	10	20	200	0.759	15.96	0.45	087295122181	087295022184	10087295022181
5395	BPMR8Y BL1	Power Equip	Solid	6	30	180	0.476	15.26	1.01	087295053959	087295453957	10087295053956
6763	BPMR8Y BLYB	Power Equip	Solid	6	30	180	0.508	16.22	1.01	087295067635	087295467633	10087295067632
2264	BPR2ES	Power Equip	Loose	4	30	120	0.533	16.5	0.29	087295122648	087295422649	10087295422646

Packaging Specifications

NGK STK NO.	NGK PART NO.	PRODUCT CLASS	TERMINAL TYPE	NO. OF PLUGS PER BOX	NO. OF BOXES PER CASE	NO. OF PLUGS PER CASE	WEIGHT PER BOX (LBS)	TOTAL WEIGHT PER CASE (LBS)	CASE DIM (CU. FT.)	SINGLE PLUG UPC NUMBER	4, 6, 10, 25PK. BAR CODE	CASE UPC NUMBER
6770	BPR2ES BLYB	Power Equip	Loose	6	30	180	0.838	26.12	1.01	087295067703	087295467701	10087295067700
1196	BPR2ES S25	Power Equip	Loose	25	4	100	3.395	14.15	0.33	N/A	087295011966	10087295011963
2015	BPR2ES SOLID	Power Equip	Solid	4	30	120	0.533	16.5	0.29	087295120156	087295420157	10087295420154
7222	BPR4ES	Import	Loose	4	30	120	0.533	16.82	0.45	087295172223	087295472224	10087295472221
6578	BPR4ES SOLID	Power Equip	Solid	4	30	120	0.533	16.5	0.29	087295165782	087295465783	10087295465780
4224	BPR4ES-11	Import	Solid	4	30	120	0.533	16.5	0.29	087295142240	087295442241	10087295442248
1671	BPR4ES-H	Industrial	Solid	10	20	200	1.336	27.56	0.45	087295116715	087295016718	10087295016715
3432	BPR4EY	Import	Solid	4	30	120	0.533	16.57	0.26	087295134320	087295034323	10087295034320
7823	BPR4HS	Power Equip	Loose	10	20	200	1.204	24.93	0.45	087295178232	087295078235	10087295078232
5024	BPR4HS-10	Power Equip	Loose	10	20	200	1.204	24.93	0.45	087295150245	087295050248	10087295050245
7532	BPR5EA-L-11	Import	Solid	4	30	120	0.533	16.57	0.26	087295175323	087295075326	10087295075323
2359	BPR5EFS-13	Marine	Solid	10	20	200	0.984	20.52	0.45	087295123591	087295023594	10087295023591
7082	BPR5EGP	Import	Loose	4	30	120	0.533	16.57	0.26	087295170823	087295070826	10087295070823
6597	BPR5EIX	Import	Loose	4	30	120	0.533	16.57	0.26	087295165973	087295065976	10087295065973
2115	BPR5EIX-11	Import	Solid	4	30	120	0.533	16.57	0.26	087295121153	087295021156	10087295021153
5685	BPR5EKU	Import	Loose	4	30	120	0.533	16.5	0.29	087295156858	087295456859	10087295456856
3971	BPR5EP-11	Import	Solid	4	30	120	0.533	16.57	0.26	087295139714	087295039717	10087295039714
7734	BPR5ES	Import	Loose	4	30	120	0.533	16.57	0.26	087295177341	087295077344	10087295077341
6773	BPR5ES BLYB	Power Equip	Loose	6	30	180	0.838	26.12	1.01	087295067734	087295467732	10087295067731
4006	BPR5ES SOLID	Power Equip	Solid	4	30	120	0.533	16.5	0.29	087295140062	087295440063	10087295440060
7634	BPR5ES-11	Import	Solid	4	30	120	0.533	16.57	0.26	087295176344	087295076347	10087295076344
1233	BPR5EY	Import	Solid	4	30	120	0.533	16.57	0.26	087295112335	087295012338	10087295012335
3664	BPR5EY BL1	Power Equip	Solid	6	30	180	0.794	24.78	1.01	087295036648	087295436646	10087295036645
6937	BPR5EY-11	Import	Solid	4	30	120	0.533	16.57	0.26	087295169377	087295069370	10087295069377
6222	BPR5HS	Power Equip	Loose	10	20	200	1.204	24.93	0.45	087295162224	087295062227	10087295062224
3623	BPR6EFS	Marine	Loose	10	20	200	0.984	20.52	0.45	087295136232	087295036235	10087295036232
1006	BPR6EFS S25	Marine	Loose	25	4	100	2.568	10.84	0.33	N/A	087295010068	10087295010065
7084	BPR6EGP	Import	Loose	4	30	120	0.533	16.57	0.26	087295170847	087295070840	10087295070847
6637	BPR6EIX	Import	Loose	4	30	120	0.533	16.57	0.26	087295166376	087295066379	10087295066376
3903	BPR6EIX-11	Import	Solid	4	30	120	0.533	16.57	0.26	087295139035	087295039038	10087295039035
6757	BPR6EKN	Import	Solid	4	30	120	0.533	16.57	0.26	087295167571	087295067574	10087295067571
7131	BPR6ES	Import	Loose	4	30	120	0.533	16.57	0.26	087295171318	087295071311	10087295071318
6775	BPR6ES BLYB	Power Equip	Loose	6	30	180	0.85	26.48	1.01	087295067758	087295467756	10087295067755
4008	BPR6ES SOLID	Power Equip	Solid	4	30	120	0.533	16.5	0.29	087295140086	087295440087	10087295440084
7133	BPR6ES-11	Import	Solid	4	30	120	0.533	16.57	0.26	087295171332	087295071335	10087295071332
6427	BPR6EY	Import	Solid	4	30	120	0.533	16.82	0.45	087295164273	087295464274	10087295464271
2489	BPR6EY BL1	Power Equip	Solid	6	30	180	0.794	24.78	1.01	087295024898	087295424896	10087295024895
6261	BPR6EY-11	Import	Solid	4	30	120	0.533	16.57	0.26	087295162613	087295062616	10087295062613
2623	BPR6FS	Marine	Solid	10	20	200	0.873	18.31	0.45	087295126233	087295026236	10087295026233
4085	BPR6HIX	Marine	Loose	4	30	120	0.489	15.25	0.26	087295140857	087295040850	10087295040857
7022	BPR6HS	Power Equip	Loose	10	20	200	1.204	24.93	0.45	087295170229	087295070222	10087295070229
2633	BPR6HS-10	Power Equip	Loose	10	20	200	1.204	24.93	0.45	087295126332	087295026335	10087295026332
4632	BPR6HSA	Motorcycle	Stud	10	20	200	1.204	24.93	0.45	087295146323	087295046326	10087295046323
4055	BPR7EIX	Motorcycle	Loose	4	30	120	0.533	16.57	0.26	087295140550	087295040553	10087295040550
5534	BPR7ES	Import	Loose	4	30	120	0.533	16.57	0.26	087295155349	087295055342	10087295055349
3785	BPR7ES SOLID	Marine	Solid	4	30	120	0.533	16.5	0.29	087295137857	087295437858	10087295437855
7226	BPR7ES-11	Import	Solid	4	30	120	0.533	16.82	0.45	087295172261	087295472262	10087295472269
5944	BPR7HIX	Motorcycle	Loose	4	30	120	0.489	15.25	0.26	087295159446	087295059449	10087295059446
6422	BPR7HS	Marine	Loose	4	30	120	0.489	15.26	0.26	087295164228	087295464229	10087295464226
1503	BPR7HS BLYB	Marine	Loose	6	30	180	0.844	26.3	1.01	087295015032	087295415030	10087295415037
1092	BPR7HS-10	Marine	Loose	10	20	200	1.204	24.93	0.45	087295110928	087295010921	10087295010928
6684	BPR8EIX	Import	Loose	4	30	120	0.533	16.57	0.26	087295166840	087295066843	10087295066840
3923	BPR8ES	Import	Loose	4	30	120	0.533	16.5	0.29	087295139233	087295439234	10087295439231
93427	BPR8ES-6	Power Equip	Loose	4	30	120	0.533	16.5	0.29	087295934272	087295734278	10087295734275
6742	BPR8HIX	Marine	Loose	4	30	120	0.489	15.25	0.26	087295167427	087295067420	10087295067427
3725	BPR8HS	Motorcycle	Loose	10	20	200	1.204	24.93	0.45	087295137253	087295037256	10087295037253
6853	BPR9EIX	Snowmobile	Loose	4	30	120	0.533	16.57	0.26	087295168530	087295068533	10087295068530
7788	BPR9ES	Snowmobile	Solid	4	30	120	0.533	16.5	0.29	087295177884	087295477885	10087295477882
1508	BPR9ES BLYB	Snowmobile	Solid	6	30	180	0.922	28.64	1.01	087295015087	087295415085	10087295415082
4495	BPZ8H-N-10	Marine	Solid	10	20	200	1.204	24.93	0.45	087295144954	087295044957	10087295044954
1018	BPZ8H-N-10 S25	Marine	Solid	25	4	100	3.12	13.05	0.33	N/A	087295010181	10087295010188
3133	BPZ8HS-10	Marine	Solid	10	20	200	1.204	24.93	0.45	087295131336	087295031339	10087295031336

Packaging Specifications

NGK STK NO.	NGK PART NO.	PRODUCT CLASS	TERMINAL TYPE	NO. OF PLUGS PER BOX	NO. OF BOXES PER CASE	NO. OF PLUGS PER CASE	WEIGHT PER BOX (LBS)	TOTAL WEIGHT PER CASE (LBS)	CASE DIM (CU. FT.)	SINGLE PLUG UPC NUMBER	4, 6, 10, 25PK. BAR CODE	CASE UPC NUMBER
1506	BPZ8HS-10 BLYB	Marine	Solid	6	30	180	0.862	26.84	1.01	087295015063	087295415061	10087295415068
1107	BPZ8HS-10 S25	Marine	Solid	25	4	100	3.12	13.05	0.33	N/A	087295011072	10087295011079
3180	BPZ8HS-15	Marine	Solid	10	20	200	1.204	24.93	0.45	087295131800	087295031803	10087295031800
4234	BR10ECM	Motorcycle	Solid	10	20	200	1.204	24.93	0.45	087295142349	087295042342	10087295042349
3006	BR10ECMIX	Motorcycle	Solid	4	30	120	0.489	15.25	0.26	087295130063	087295030066	10087295030063
5940	BR10ECS SOLID	Snowmobile	Solid	10	20	200	1.314	27.13	0.45	087295159408	087295059401	10087295059408
3830	BR10EG	Motorcycle	Loose	4	30	120	0.533	16.57	0.26	087295138304	087295038307	10087295038304
3993	BR10EG SOLID	Motorcycle	Solid	4	30	120	0.533	16.57	0.26	087295139936	087295039939	10087295039936
6801	BR10EIX	Snowmobile	Loose	4	30	120	0.533	16.57	0.26	087295168011	087295068014	10087295068011
6957	BR10EIX SOLID	Snowmobile	Solid	4	30	120	0.533	16.57	0.26	087295169575	087295069578	10087295069575
4832	BR10ES	Snowmobile	Loose	4	30	120	0.533	16.5	0.29	087295148327	087295448328	10087295448325
4684	BR10ES SOLID	Snowmobile	Solid	4	30	120	0.533	16.5	0.29	087295146842	087295446843	10087295446840
7613	BR10EYA	Snowmobile	Solid	10	20	200	1.314	27.13	0.45	087295176139	087295076132	10087295076139
6692	BR10HIX	Motorcycle	Loose	4	30	120	0.489	15.25	0.26	087295166925	087295066928	10087295066925
5798	BR2-LM	Power Equip	Loose	10	20	200	1.204	24.93	0.45	087295157985	087295057988	10087295057985
6787	BR2-LM BLYB	Power Equip	Loose	6	30	180	0.772	24.14	1.01	087295067871	087295467879	10087295067878
3841	BR2-LM SOLID	Power Equip	Solid	10	20	200	1.204	24.93	0.45	087295138410	087295038413	10087295038410
1097	BR4ES	Import	Loose	4	30	120	0.533	16.5	0.29	087295110973	087295410974	10087295410971
3322	BR4HS	Power Equip	Loose	10	20	200	1.314	27.13	0.45	087295133224	087295033227	10087295033224
4133	BR4-LM	Power Equip	Loose	10	20	200	1.094	22.72	0.45	087295141335	087295041338	10087295041335
5866	BR5ES	Power Equip	Loose	4	30	120	0.533	16.57	0.26	087295158661	087295058664	10087295058661
3722	BR5HS	Power Equip	Loose	10	20	200	1.204	24.93	0.45	087295137222	087295037225	10087295037222
6931	BR6EB-L-11	Import	Solid	4	30	120	0.533	16.57	0.26	087295169315	087295069318	10087295069315
3177	BR6EF	Import	Solid	10	20	200	0.984	20.52	0.45	087295131770	087295031773	10087295031770
4922	BR6ES	Import	Loose	4	30	120	0.533	16.82	0.45	087295149225	087295449226	10087295449223
3824	BR6ES-11	Import	Solid	4	30	120	0.533	16.82	0.45	087295138243	087295438244	10087295438241
2318	BR6FIX	Marine	Solid	4	30	120	0.356	11.28	0.26	087295123188	087295023181	10087295023188
4323	BR6FS	Marine	Solid	10	20	200	0.873	18.31	0.45	087295143230	087295043233	10087295043230
708	BR6FS S25	Marine	Solid	25	4	100	2.293	9.74	0.33	N/A	087295007082	10087295007089
3419	BR6HIX	Snowmobile	Loose	4	30	120	0.489	15.25	0.26	087295134191	087295034194	10087295034191
3922	BR6HS	Import	Loose	10	20	200	1.204	24.93	0.45	087295139226	087295039229	10087295039226
1507	BR6HS BLYB	Marine	Loose	6	30	180	0.838	26.12	1.01	087295015070	087295415078	10087295415075
1090	BR6HS-10	Power Equip	Loose	10	20	200	1.204	24.93	0.45	087295110904	087295010907	10087295010904
4296	BR6HSA	Motorcycle	Stud	10	20	200	1.204	24.93	0.45	087295142967	087295042960	10087295042967
3522	BR6S	Power Equip	Loose	10	20	200	1.204	24.93	0.45	087295135228	087295035221	10087295035228
3346	BR7EF	Import	Solid	10	20	200	0.984	20.52	0.45	087295133460	087295033463	10087295033460
1094	BR7EFS	Import	Solid	10	20	200	0.984	20.52	0.45	087295110942	087295010945	10087295010942
6664	BR7EIX	Import	Loose	4	30	120	0.533	16.57	0.26	087295166642	087295066645	10087295066642
5122	BR7ES	Motorcycle	Loose	4	30	120	0.533	16.5	0.29	087295151228	087295451229	10087295451226
6615	BR7ES SOLID	Motorcycle	Solid	4	30	120	0.533	16.5	0.29	087295166154	087295466155	10087295466152
5877	BR7ET	Import	Solid	4	30	120	0.533	16.57	0.26	087295158777	087295058770	10087295058777
7067	BR7HIX	Motorcycle	Loose	4	30	120	0.489	15.25	0.26	087295170670	087295070673	10087295070670
4122	BR7HS	Power Equip	Loose	10	20	200	1.204	24.93	0.45	087295141229	087295041222	10087295041229
1445	BR7HS BLYB	Marine	Loose	6	30	180	0.844	26.3	1.01	087295014455	087295414453	10087295414450
1207	BR7HS S25	Power Equip	Loose	25	4	100	3.12	13.05	0.33	N/A	087295012079	10087295012076
1098	BR7HS-10	Marine	Loose	10	20	200	1.204	24.93	0.45	087295110980	087295010983	10087295010980
1113	BR7HS-10 S25	Marine	Loose	25	4	100	3.12	13.05	0.33	N/A	087295011133	10087295011130
3035	BR8ECM	Motorcycle	Solid	10	20	200	1.204	24.93	0.45	087295130353	087295030356	10087295030353
3520	BR8ECMIX	Motorcycle	Solid	4	30	120	0.489	15.25	0.26	087295135204	087295035207	10087295035204
4172	BR8ECS	Snowmobile	Solid	10	20	200	1.314	27.13	0.45	087295141724	087295041727	10087295041724
5886	BR8ECSIX	Snowmobile	Solid	4	30	120	0.533	16.57	0.26	087295158869	087295058862	10087295058869
3130	BR8EG	Motorcycle	Loose	4	30	120	0.533	16.57	0.26	087295131305	087295031308	10087295031305
3992	BR8EG SOLID	Motorcycle	Solid	4	30	120	0.533	16.57	0.26	087295139929	087295039922	10087295039929
5044	BR8EIX	Snowmobile	Loose	4	30	120	0.533	16.57	0.26	087295150443	087295050446	10087295050443
6747	BR8EIX SOLID	Snowmobile	Solid	4	30	120	0.533	16.57	0.26	087295167472	087295067475	10087295067472
3328	BR8EQ	Import	Solid	10	20	200	1.535	31.54	0.45	087295133286	087295033289	10087295033286
2329	BR8EQ-14	Import	Loose	4	30	120	0.621	19.47	0.45	087295123294	087295423295	10087295423292
5422	BR8ES	Snowmobile	Loose	4	30	120	0.533	16.5	0.29	087295154229	087295454220	10087295454227
713	BR8ES S25	Marine	Loose	25	4	100	3.395	14.15	0.33	N/A	087295007136	10087295007133
3961	BR8ES SOLID	Marine	Solid	4	30	120	0.533	16.5	0.29	087295139615	087295439616	10087295439613
1463	BR8ES SOLID BLYB	Snowmobile	Solid	6	30	180	0.91	28.28	1.01	087295014639	087295414637	10087295414634
7986	BR8ES-11	Marine	Solid	4	30	120	0.533	16.5	0.29	087295179864	087295479865	10087295479862

Packaging Specifications

NGK STK NO.	NGK PART NO.	PRODUCT CLASS	TERMINAL TYPE	NO. OF PLUGS PER BOX	NO. OF BOXES PER CASE	NO. OF PLUGS PER CASE	WEIGHT PER BOX (LBS)	TOTAL WEIGHT PER CASE (LBS)	CASE DIM (CU. FT.)	SINGLE PLUG UPC NUMBER	4, 6, 10, 25PK. BAR CODE	CASE UPC NUMBER
6612	BR8ET	Import	Solid	4	30	120	0.533	16.57	0.26	087295166123	087295066126	10087295066123
1157	BR8HCS-10	Marine	Loose	10	20	200	1.204	24.93	0.45	087295111574	087295011577	10087295011574
7001	BR8HIX	Motorcycle	Loose	4	30	120	0.489	15.25	0.26	087295170014	087295070017	10087295070014
4322	BR8HS	Motorcycle	Loose	4	30	120	0.489	15.26	0.26	087295143223	087295443224	10087295443221
1466	BR8HS BLYB	Marine	Loose	6	30	180	0.844	26.3	1.01	087295014660	087295414668	10087295414665
6715	BR8HS SOLID	Snowmobile	Solid	10	20	200	1.204	24.93	0.45	087295167151	087295067154	10087295067151
1134	BR8HS-10	Marine	Loose	10	20	200	1.204	24.93	0.45	087295111345	087295011348	10087295011345
1468	BR8HS-10 BLYB	Marine	Loose	6	30	180	0.85	26.48	1.01	087295014684	087295414682	10087295414689
709	BR8HS-10 S25	Marine	Loose	25	4	100	3.12	13.05	0.33	N/A	087295007099	10087295007096
5539	BR8HSA	Motorcycle	Stud	10	20	200	1.204	24.93	0.45	087295155394	087295055397	10087295055394
3252	BR9ECM	Motorcycle	Solid	10	20	200	1.204	24.93	0.45	087295132524	087295032527	10087295032524
2707	BR9ECMIX	Motorcycle	Solid	4	30	120	0.489	15.25	0.26	087295127070	087295027073	10087295027070
4677	BR9ECS	Snowmobile	Solid	10	20	200	1.314	27.13	0.45	087295146774	087295046777	10087295046774
6669	BR9ECS-5	Snowmobile	Solid	10	20	200	1.314	27.13	0.45	087295166697	087295066690	10087295066697
5438	BR9ECSIX	Snowmobile	Solid	4	30	120	0.533	16.57	0.26	087295154380	087295054383	10087295054380
6014	BR9ECSIX-5	Snowmobile	Solid	4	30	120	0.533	16.57	0.26	087295160145	087295060148	10087295060145
3230	BR9EG	Motorcycle	Loose	4	30	120	0.533	16.57	0.26	087295132302	087295032305	10087295032302
4015	BR9EG SOLID	Motorcycle	Solid	4	30	120	0.533	16.57	0.26	087295140154	087295040157	10087295040154
2689	BR9EG-N-8	Motorcycle	Solid	4	30	120	0.533	16.57	0.26	087295126899	087295026892	10087295026899
3981	BR9EIX	Snowmobile	Loose	4	30	120	0.533	16.57	0.26	087295139813	087295039816	10087295039813
3089	BR9EIX SOLID	Snowmobile	Solid	4	30	120	0.533	16.57	0.26	087295130896	087295030899	10087295030896
3129	BR9EQ-14	Import	Loose	4	30	120	0.621	19.47	0.45	087295131299	087295431290	10087295431297
5722	BR9ES	Snowmobile	Loose	4	30	120	0.533	16.5	0.29	087295157220	087295457221	10087295457228
1469	BR9ES BLYB	Motorcycle	Loose	6	30	180	0.91	28.28	1.01	087295014691	087295414699	10087295414696
714	BR9ES S25	Marine	Loose	25	4	100	3.395	14.15	0.33	N/A	087295007143	10087295007140
5984	BR9ES S25 SOLID	Snowmobile	Solid	25	4	100	3.395	14.15	0.33	N/A	087295059845	10087295059842
3194	BR9ES SOLID	Snowmobile	Solid	4	30	120	0.533	16.5	0.29	087295131947	087295431948	10087295431945
1470	BR9ES SOLID BLYB	Snowmobile	Solid	6	30	180	0.928	28.82	1.01	087295014707	087295414705	10087295414702
7548	BR9EYA	Snowmobile	Solid	4	30	120	0.533	16.58	0.26	087295175484	087295475485	10087295475482
1471	BR9EYA BLYB	Snowmobile	Solid	6	30	180	0.94	29.18	1.01	087295014714	087295414712	10087295414719
7679	BR9EYA S25	Snowmobile	Solid	25	4	100	3.395	14.15	0.33	N/A	087295076798	10087295076795
5687	BR9HIX	Snowmobile	Loose	4	30	120	0.489	15.25	0.26	087295156872	087295056875	10087295056872
4522	BR9HS	Snowmobile	Loose	10	20	200	1.204	24.93	0.45	087295145227	087295045220	10087295045227
4551	BR9HS-10	Marine	Loose	10	20	200	1.204	24.93	0.45	087295145517	087295045510	10087295045517
1472	BR9HS-10 BLYB	Marine	Loose	6	30	180	0.844	26.3	1.01	087295014721	087295414729	10087295414726
707	BR9HS-10 S25	Marine	Loose	25	4	100	3.12	13.05	0.33	N/A	087295007075	10087295007072
6431	BU8H	Marine	Solid	10	20	200	1.204	24.93	0.45	087295164310	087295064313	10087295064310
1473	BU8H BLYB	Marine	Solid	6	30	180	0.874	27.2	1.01	087295014738	087295414736	10087295414733
703	BU8H S25	Marine	Solid	25	4	100	3.12	13.05	0.33	N/A	087295007037	10087295007034
2322	BUE	Marine	Solid	10	20	200	1.314	27.13	0.45	087295123225	087295023228	10087295023225
2422	BUH	Marine	Solid	10	20	200	1.204	24.93	0.45	087295124222	087295024225	10087295024222
2622	BUHW	Marine	Solid	10	20	200	1.204	24.93	0.45	087295126226	087295026229	10087295026226
1474	BUHW BLYB	Marine	Solid	6	30	180	0.886	27.56	1.01	087295014745	087295414743	10087295414740
701	BUHW S25	Marine	Solid	25	4	100	3.12	13.05	0.33	N/A	087295007013	10087295007010
5626	BUHW-2	Marine	Solid	10	20	200	1.204	24.93	0.45	087295156261	087295056264	10087295056261
1475	BUHW-2 BLYB	Marine	Solid	6	30	180	0.886	27.56	1.01	087295014752	087295414750	10087295414757
702	BUHW-2 S25	Marine	Solid	25	4	100	3.12	13.05	0.33	N/A	087295007020	10087295007027
2522	BUHX	Marine	Solid	10	20	200	1.204	24.93	0.45	087295125229	087295025222	10087295025229
5526	BUHXW-1	Marine	Solid	10	20	200	1.204	24.93	0.45	087295155264	087295055267	10087295055264
5370	BUR4EB-11	Import	Solid	4	30	120	0.533	16.57	0.26	087295153703	087295053706	10087295053703
6735	BUR5EB-11	Import	Solid	4	30	120	0.533	16.57	0.26	087295167359	087295067352	10087295067359
4690	BUR6EA-11	Import	Solid	4	30	120	0.533	16.57	0.26	087295146903	087295046906	10087295046903
7037	BUR6EB-11	Import	Solid	4	30	120	0.533	16.57	0.26	087295170373	087295070376	10087295070373
6837	BUR6EFSZ	Import	Solid	10	20	200	0.984	20.52	0.45	087295168370	087295068373	10087295068370
7517	BUR6ET	Import	Stud	4	30	120	0.533	16.57	0.26	087295175170	087295075173	10087295075170
7031	BUR7EA-11	Import	Solid	4	30	120	0.533	16.5	0.29	087295170311	087295470312	10087295470319
6832	BUR7EB-11	Import	Solid	4	30	120	0.533	16.82	0.45	087295168325	087295468326	10087295468323
6917	BUR7EQ	Import	Solid	4	30	120	0.624	19.24	0.29	087295169179	087295069172	10087295069179
4764	BUR7EQP	Import	Solid	10	20	200	1.543	31.79	0.5	087295147641	087295047644	10087295047641
5777	BUR9EQ	Import	Solid	4	30	120	0.624	19.24	0.29	087295157770	087295057773	10087295057770
5255	BUR9EQP	Import	Solid	10	20	200	1.543	31.79	0.5	087295152553	087295052556	10087295052553

Packaging Specifications

NGK STK NO.	NGK PART NO.	PRODUCT CLASS	TERMINAL TYPE	NO. OF PLUGS PER BOX	NO. OF BOXES PER CASE	NO. OF PLUGS PER CASE	WEIGHT PER BOX (LBS)	TOTAL WEIGHT PER CASE (LBS)	CASE DIM (CU. FT.)	SINGLE PLUG UPC NUMBER	4, 6, 10, 25PK. BAR CODE	CASE UPC NUMBER
7447	BUZ8H	Marine	Solid	10	20	200	1.204	24.93	0.45	087295174470	087295074473	10087295074470
2147	BUZHW	Marine	Solid	10	20	200	1.314	27.13	0.45	087295121474	087295021477	10087295021474
2173	BUZHW-2	Marine	Solid	10	20	200	1.314	27.13	0.45	087295121733	087295021736	10087295021733
3579	BZ7HS-10	Marine	Solid	10	20	200	1.204	24.93	0.45	087295135792	087295035795	10087295035792
2211	C2H	Power Equip	Stud	10	20	200	0.746	15.57	0.34	087295122112	087295022115	10087295022112
5712	C-50	Power Equip	Loose	10	20	200	0.746	15.57	0.34	087295157121	087295057124	10087295057121
3228	C6HSA	Motorcycle	Stud	10	20	200	0.746	15.57	0.34	087295132289	087295032282	10087295032289
5096	C7E	Motorcycle	Stud	10	20	200	0.746	15.57	0.34	087295150962	087295050965	10087295050962
4629	C7HSA	Motorcycle	Stud	4	30	120	0.309	9.86	0.26	087295146293	087295446294	10087295446291
7471	C8E	Motorcycle	Stud	10	20	200	0.746	15.57	0.34	087295174715	087295074718	10087295074715
7473	C8EH-9	Motorcycle	Stud	10	20	200	0.746	15.57	0.34	087295174739	087295074732	10087295074739
2168	C8HA	Motorcycle	Stud	10	20	200	0.746	15.57	0.34	087295121689	087295021682	10087295021689
6821	C8HSA	Motorcycle	Stud	10	20	200	0.746	15.57	0.34	087295168219	087295068212	10087295068219
7499	C9E	Motorcycle	Stud	10	20	200	0.746	15.57	0.34	087295174999	087295074992	10087295074999
5812	CM-6	Power Equip	Solid	10	40	400	0.37	15.44	0.24	087295158128	087295058121	10087295058128
5474	CMR4A	Power Equip	Solid	10	20	200	0.635	13.37	0.34	087295154748	087295054741	10087295054748
5246	CMR4H	Power Equip	Solid	10	20	200	0.635	13.37	0.34	087295152461	087295052464	10087295052461
7599	CMR5H	Power Equip	Solid	10	20	200	0.635	13.37	0.34	087295175996	087295075999	10087295075996
6776	CMR5H BLYB	Power Equip	Solid	6	30	180	0.442	14.24	1.01	087295067765	087295467763	10087295067762
1223	CMR6A	Power Equip	Solid	10	20	200	0.635	13.37	0.34	087295112236	087295012239	10087295012236
3365	CMR6H	Power Equip	Solid	10	20	200	0.635	13.37	0.34	087295133651	087295033654	10087295033651
6778	CMR6H BLYB	Power Equip	Solid	6	30	180	0.442	14.24	1.01	087295067789	087295467787	10087295067786
7543	CMR7A	Power Equip	Solid	10	20	200	0.635	13.37	0.34	087295175439	087295075432	10087295075439
6784	CMR7A BLYB	Power Equip	Solid	6	30	180	0.442	14.24	1.01	087295067840	087295467848	10087295067847
4641	CMR7A-5	Power Equip	Solid	10	20	200	0.635	13.37	0.34	087295146415	087295046418	10087295046415
3066	CMR7H	Power Equip	Solid	10	20	200	0.635	13.37	0.34	087295130667	087295030660	10087295030667
6785	CMR7H BLYB	Power Equip	Solid	6	30	180	0.442	14.24	1.01	087295067857	087295467855	10087295067854
1656	CMR7H-10	Power Equip	Solid	10	20	200	0.635	13.37	0.34	087295116562	087295016565	10087295016562
95741	CMR8H	Power Equip	Solid	10	20	200	0.635	13.37	0.34	087295957417	087295857410	10087295857417
6899	CPR6EA-9	Marine	Stud	10	20	200	0.746	15.57	0.34	087295168998	087295068991	10087295068998
1582	CPR6EA-9S	Powersports	Stud	10	20	200	0.746	15.57	0.34	087295115824	087295015827	10087295015824
5958	CPR6EB-9	Motorcycle	Solid	10	20	200	0.746	15.57	0.34	087295159583	087295059586	10087295059583
3901	CPR7EA-9	Motorcycle	Stud	10	20	200	0.746	15.57	0.34	087295139011	087295039014	10087295039011
9198	CPR7EAIX-9	Motorcycle	Stud	4	30	120	0.312	9.96	0.26	087295191989	087295091982	10087295091989
7411	CPR8E	Motorcycle	Solid	10	20	200	0.746	15.57	0.34	087295174111	087295074114	10087295074111
2306	CPR8EA-9	Motorcycle	Stud	10	20	200	0.746	15.57	0.34	087295123065	087295023068	10087295023065
6607	CPR8EB-9	Motorcycle	Solid	10	20	200	0.746	15.57	0.34	087295166079	087295066072	10087295066079
2308	CPR9EA-9	Motorcycle	Stud	10	20	200	0.746	15.57	0.34	087295123089	087295023082	10087295023089
6508	CPR9EB-9	Motorcycle	Solid	10	20	200	0.746	15.57	0.34	087295165089	087295065082	10087295065089
6264	CR10E	Motorcycle	Stud	10	20	200	0.746	15.57	0.34	087295162644	087295062647	10087295062644
6482	CR10EIX	Motorcycle	Loose	4	30	120	0.312	9.96	0.26	087295164822	087295064825	10087295064822
2360	CR10EK	Motorcycle	Stud	10	20	200	0.746	15.57	0.34	087295123607	087295023600	10087295023607
2430	CR4HSA	Motorcycle	Stud	10	20	200	0.746	15.57	0.34	087295124307	087295024300	10087295024307
4695	CR4HSB	Power Equip	Solid	10	20	200	0.746	15.57	0.34	087295146958	087295046951	10087295046958
6689	CR5EH-9	Marine	Stud	10	20	200	0.746	15.57	0.34	087295166895	087295066898	10087295066895
7120	CR5HIX	Motorcycle	Stud	4	30	120	0.312	9.96	0.26	087295171202	087295071205	10087295071202
7840	CR5HSA	Motorcycle	Stud	10	20	200	0.746	15.57	0.34	087295178409	087295078402	10087295078409
6535	CR5HSB	Power Equip	Solid	10	20	200	0.746	15.57	0.34	087295165355	087295065358	10087295065355
6786	CR5HSB BLYB	Power Equip	Solid	6	30	180	0.532	16.94	1.01	087295067864	087295467862	10087295067861
6965	CR6E	Motorcycle	Stud	10	20	200	0.746	15.57	0.34	087295169650	087295069653	10087295069650
2688	CR6EH-9	Marine	Stud	10	20	200	0.746	15.57	0.34	087295126882	087295026885	10087295026882
7967	CR6EIA-9	Motorcycle	Stud	4	30	120	0.312	9.96	0.26	087295179673	087295079676	10087295079673
7274	CR6HIX	Motorcycle	Stud	4	30	120	0.312	9.96	0.26	087295172742	087295072745	10087295072742
7023	CR6HS	Motorcycle	Stud	10	20	200	0.746	15.57	0.34	087295170236	087295070239	10087295070236
2983	CR6HSA	Motorcycle	Stud	4	30	120	0.309	9.86	0.26	087295129838	087295429839	10087295429836
6500	CR6HSB	Power Equip	Solid	10	20	200	0.746	15.57	0.34	087295165003	087295065006	10087295065003
4578	CR7E	Motorcycle	Stud	4	30	120	0.309	9.86	0.26	087295145784	087295445785	10087295445782
1482	CR7E BLYB	ATV	Stud	6	30	180	0.574	18.2	1.01	087295014820	087295414828	10087295414825
4663	CR7EB	Motorcycle	Solid	10	20	200	0.746	15.57	0.34	087295146637	087295046630	10087295046637
3486	CR7EH-9	Motorcycle	Stud	10	20	200	0.746	15.57	0.34	087295134863	087295034866	10087295034863
7385	CR7EIX	Motorcycle	Loose	4	30	120	0.312	9.96	0.26	087295173855	087295073858	10087295073855

Packaging Specifications

NGK STK NO.	NGK PART NO.	PRODUCT CLASS	TERMINAL TYPE	NO. OF PLUGS PER BOX	NO. OF BOXES PER CASE	NO. OF PLUGS PER CASE	WEIGHT PER BOX (LBS)	TOTAL WEIGHT PER CASE (LBS)	CASE DIM (CU. FT.)	SINGLE PLUG UPC NUMBER	4,6,10,25PK. BAR CODE	CASE UPC NUMBER
7546	CR7EK	Motorcycle	Stud	10	20	200	0.746	15.57	0.34	087295175460	087295075463	10087295075460
4455	CR7EKB	Motorcycle	Solid	10	20	200	0.746	15.57	0.34	087295144558	087295044551	10087295044558
7544	CR7HIX	Motorcycle	Stud	4	30	120	0.312	9.96	0.26	087295175446	087295075449	10087295075446
7223	CR7HS	Motorcycle	Stud	10	20	200	0.746	15.57	0.34	087295172230	087295072233	10087295072230
4549	CR7HSA	Motorcycle	Stud	4	30	120	0.309	9.86	0.26	087295145494	087295445495	10087295445492
1488	CR7HSA BLYB	Motorcycle	Stud	6	30	180	0.532	16.94	1.01	087295014882	087295414880	10087295414887
1275	CR8E	Motorcycle	Stud	4	30	120	0.309	9.86	0.26	087295112755	087295412756	10087295412753
1490	CR8E BLYB	Motorcycle	Stud	6	30	180	0.574	18.2	1.01	087295014905	087295414903	10087295414900
6997	CR8E S25	Motorcycle	Stud	25	4	100	1.962	8.42	0.33	N/A	087295069974	10087295069971
7784	CR8EB	Motorcycle	Solid	10	20	200	0.746	15.57	0.34	087295177846	087295077849	10087295077846
5666	CR8EH-9	Motorcycle	Stud	10	20	200	0.746	15.57	0.34	087295156667	087295056660	10087295056667
3797	CR8EHIX-9	Motorcycle	Stud	4	30	120	0.312	9.96	0.26	087295137970	087295037973	10087295037970
4708	CR8EIA-10	Motorcycle	Stud	4	30	120	0.312	9.96	0.26	087295147085	087295047088	10087295047085
4286	CR8EIA-9	Motorcycle	Stud	4	30	120	0.312	9.96	0.26	087295142868	087295042861	10087295042868
4948	CR8EIB-10	Motorcycle	Solid	4	30	120	0.312	9.96	0.26	087295149485	087295049488	10087295049485
5258	CR8EIB-9	Motorcycle	Solid	4	30	120	0.312	9.96	0.26	087295152584	087295052587	10087295052584
4218	CR8EIX	Motorcycle	Loose	4	30	120	0.312	9.96	0.26	087295142189	087295042182	10087295042189
3478	CR8EK	Motorcycle	Stud	10	20	200	0.746	15.57	0.34	087295134788	087295034781	10087295034788
4374	CR8EKB	Motorcycle	Solid	10	20	200	0.746	15.57	0.34	087295143742	087295043745	10087295043742
6985	CR8EKPA	Motorcycle	Stud	4	30	120	0.312	9.96	0.26	087295169858	087295069851	10087295069858
7669	CR8HIX	Motorcycle	Stud	4	30	120	0.312	9.96	0.26	087295176696	087295076699	10087295076696
2086	CR8HSA	Motorcycle	Stud	10	20	200	0.746	15.57	0.34	087295120866	087295020869	10087295020866
6263	CR9E	Motorcycle	Stud	4	30	120	0.309	9.86	0.26	087295162637	087295462638	10087295462635
6955	CR9EB	Motorcycle	Solid	4	30	120	0.309	9.86	0.26	087295169551	087295469552	10087295469559
1491	CR9EB BLYB	Motorcycle	Solid	6	30	180	0.586	18.56	1.01	087295014912	087295414910	10087295414917
7502	CR9EH-9	Motorcycle	Stud	10	20	200	0.746	15.57	0.34	087295175026	087295075029	10087295075026
6419	CR9EHI-9	Motorcycle	Stud	4	30	120	0.312	9.96	0.26	087295164198	087295064191	10087295064198
6216	CR9EHIIX-9	Motorcycle	Stud	4	30	120	0.312	9.96	0.26	087295162163	087295062166	10087295062163
6289	CR9EIA-9	Motorcycle	Stud	4	30	120	0.312	9.96	0.26	087295162897	087295062890	10087295062897
92579	CR9EIB-9	Powersports	Solid	4	30	120	0.312	9.96	0.26	087295925799	087295825792	10087295825799
3521	CR9EIX	Motorcycle	Loose	4	30	120	0.312	9.96	0.26	087295135211	087295035214	10087295035211
4548	CR9EK	Motorcycle	Stud	10	20	200	0.746	15.57	0.34	087295145487	087295045480	10087295045487
1493	CR9EK BLYB	Motorcycle	Stud	6	30	180	0.574	18.2	1.01	087295014936	087295414934	10087295414931
2305	CR9EKB	Motorcycle	Solid	10	20	200	0.746	15.57	0.34	087295123058	087295023051	10087295023058
7785	CR9EKPA	Motorcycle	Stud	4	30	120	0.312	9.96	0.26	087295177853	087295077856	10087295077853
1733	CS3 BL1	Power Equip	Loose	10	10	100	1.199	12.96	1.01	087295017333	087295417331	10087295117337
1716	CS6 S100	Power Equip	Solid	100	1	100	N/A	11.37	0.72	N/A	087295017166	10087295017163
2696	CY51	Glow Plug	Stud	4	30	120	0.339	11.11	0.43	087295126967	087295026960	10087295026967
9810	CZ104	Glow Plug	Pin	10	10	100	0.691	7.8	0.45	087295198100	087295098103	10087295098100
9970	CZ303	Glow Plug	Pin	10	10	100	0.772	8.41	0.49	087295199701	087295099704	10087295099701
92340	CZ551	Glow Plug	Pin	10	10	100	1.209	13.19	0.34	087295923405	087295823408	10087295823405
7512	D6EA	Motorcycle	Stud	10	20	200	0.966	19.98	0.34	087295175125	087295075128	10087295075125
6512	D6HA	Motorcycle	Stud	10	20	200	0.856	17.78	0.34	087295165126	087295065129	10087295065126
7912	D7EA	Motorcycle	Stud	10	20	200	0.966	19.98	0.34	087295179123	087295079126	10087295079123
2120	D8EA	Motorcycle	Stud	10	20	200	0.966	19.98	0.34	087295121207	087295021200	10087295021207
7112	D8HA	Motorcycle	Stud	10	20	200	0.856	17.78	0.34	087295171127	087295071120	10087295071127
2420	D9EA	Motorcycle	Stud	10	20	200	0.966	19.98	0.34	087295124208	087295024201	10087295024208
3481	DCPR6E	Motorcycle	Solid	10	20	200	0.856	17.78	0.34	087295134818	087295034811	10087295034818
96530	DCPR6E BLYB	Marine	Solid	6	30	180	0.664	20.9	1.01	087295865309	087295765302	10087295865306
8196	DCPR6EIX	Marine	Loose	4	30	120	0.356	11.28	0.26	087295181966	087295081969	10087295081966
3932	DCPR7E	Motorcycle	Loose	10	20	200	0.856	17.78	0.34	087295139325	087295039328	10087295039325
1682	DCPR7EGP	Import	Solid	4	30	120	0.356	11.28	0.26	087295116821	087295016824	10087295016821
6046	DCPR7EIX	Motorcycle	Loose	4	30	120	0.356	11.28	0.26	087295160466	087295060469	10087295060466
4983	DCPR7E-N-10	Import	Solid	10	20	200	0.856	17.78	0.34	087295149836	087295049839	10087295049836
4339	DCPR8E	Motorcycle	Loose	10	20	200	0.856	17.78	0.34	087295143391	087295043394	10087295043391
92238	DCPR8E BLYB	Motorcycle	Loose	6	30	180	0.664	20.9	1.01	087295822388	087295722381	10087295822385
4179	DCPR8E SOLID	Motorcycle	Solid	10	20	200	0.856	17.78	0.34	087295141793	087295041796	10087295041793
6546	DCPR8EIX	Motorcycle	Loose	4	30	120	0.356	11.28	0.26	087295165461	087295065464	10087295065461
7168	DCPR8EKC	Motorcycle	Solid	10	20	200	0.856	17.78	0.34	087295171684	087295071687	10087295071684
7415	DCPR8EKP	Import	Solid	4	30	120	0.356	11.28	0.26	087295174159	087295074152	10087295074159
2641	DCPR9E	Motorcycle	Solid	10	20	200	0.856	17.78	0.34	087295126417	087295026410	10087295026417

Packaging Specifications

NGK STK NO.	NGK PART NO.	PRODUCT CLASS	TERMINAL TYPE	NO. OF PLUGS PER BOX	NO. OF BOXES PER CASE	NO. OF PLUGS PER CASE	WEIGHT PER BOX (LBS)	TOTAL WEIGHT PER CASE (LBS)	CASE DIM (CU. FT.)	SINGLE PLUG UPC NUMBER	4, 6, 10, 25PK. BAR CODE	CASE UPC NUMBER
2316	DCPR9EIX	Motorcycle	Loose	4	30	120	0.356	11.28	0.26	087295123164	087295023167	10087295023164
90174	DF8H-11B	Import	Solid	4	30	120	0.404	12.62	0.29	087295901748	087295801741	10087295801748
6858	DFH6B-11A	Import	Solid	4	30	120	0.492	15.27	0.29	087295168585	087295068588	10087295068585
1311	DIFR5C11	Import	Solid	4	30	120	0.444	13.93	0.26	087295113110	087295013113	10087295013110
1312	DIFR6C11	Import	Solid	4	30	120	0.444	13.93	0.26	087295113127	087295013120	10087295013127
94167	DIFR6D13	Import	Solid	4	30	120	0.444	13.93	0.26	087295941676	087295841679	10087295841676
93759	DILFR5A11	Import	Solid	4	30	120	0.492	15.27	0.29	087295937594	087295837597	10087295837594
98376	DILFR5A-11D	Import	Solid	4	30	120	0.492	15.27	0.29	087295983768	087295883761	10087295883768
6159	DILFR5C11D	Import	Solid	4	30	120	0.492	15.27	0.29	087295161593	087295061596	10087295061593
92605	DILFR5E11	Import	Solid	4	30	120	0.492	15.27	0.29	087295926055	087295826058	10087295826055
6176	DILFR6D11	Import	Solid	4	30	120	0.492	15.27	0.29	087295161760	087295061763	10087295061760
92491	DILFR6J11	Import	Solid	4	30	120	0.492	15.27	0.29	087295924914	087295824917	10087295824914
97218	DILFR7B10G	Import	Solid	4	30	120	0.492	15.27	0.29	087295972182	087295872185	10087295872182
9029	DILKAR6A11	Import	Solid	4	30	120	0.404	12.62	0.29	087295190296	087295090299	10087295090296
1406	DILKAR7B11	Import	Solid	4	30	120	0.404	12.62	0.29	087295114063	087295014066	10087295014063
91215	DILKAR7C9H	Import	Solid	4	30	120	0.404	12.62	0.29	087295912157	087295812150	10087295812157
91578	DILKAR7G11GS	Import	Solid	4	30	120	0.404	12.62	0.29	087295915783	087295815786	10087295815783
96964	DILKAR7H11GS	Import	Solid	4	30	120	0.404	12.62	0.29	087295969649	087295869642	10087295869649
93026	DILKAR8A8	Import	Solid	4	30	120	0.404	12.62	0.29	087295930267	087295830260	10087295830267
95264	DILKAR6D11G	Import	Solid	4	30	120	0.404	12.62	0.29	087295952641	087295852644	10087295852641
93135	DILKAR7A11	Import	Solid	4	30	120	0.404	12.62	0.29	087295931356	087295831359	10087295831356
96957	DILKR7B6	Import	Solid	4	30	120	0.404	12.62	0.29	087295969571	087295869574	10087295869571
94731	DILKR7C11	Import	Solid	4	30	120	0.404	12.62	0.29	087295947319	087295847312	10087295847319
91448	DILKR8B6	Import	Solid	4	30	120	0.404	12.62	0.29	087295914489	087295814482	10087295814489
90935	DILZKAR7B11	Import	Solid	4	30	120	0.404	12.62	0.29	087295909355	087295809358	10087295809355
90137	DILZKAR7C11S	Import	Solid	4	30	120	0.404	12.62	0.29	087295901373	087295801376	10087295801373
90074	DILZKR7A11DS	Import	Solid	4	30	120	0.404	12.62	0.29	087295900741	087295800744	10087295800741
92924	DILZKR7A11G	Import	Solid	4	30	120	0.404	12.62	0.29	087295929247	087295829240	10087295829247
95350	DILZKR7B11G	Import	Solid	4	30	120	0.404	12.62	0.29	087295953501	087295853504	10087295853501
95710	DILZKR7B11GS	Import	Solid	4	30	120	0.404	12.62	0.29	087295957103	087295857106	10087295857103
5066	DIMR8A10	Motorcycle	Solid	4	30	120	0.312	9.96	0.26	087295150665	087295050668	10087295050665
1068	DP6EA-9	Motorcycle	Stud	10	20	200	0.966	19.98	0.34	087295110683	087295010686	10087295010683
5629	DP7EA-9	Motorcycle	Stud	10	20	200	0.966	19.98	0.34	087295156292	087295056295	10087295056292
5829	DP8EA-9	Motorcycle	Stud	10	20	200	0.966	19.98	0.34	087295158296	087295058299	10087295058296
6629	DP9EA-9	Motorcycle	Stud	10	20	200	0.966	19.98	0.34	087295166291	087295066294	10087295066291
2887	DPR5EA-9	Motorcycle	Stud	10	20	200	0.966	19.98	0.34	087295128879	087295028872	10087295028879
5531	DPR6EA-9	Motorcycle	Stud	10	20	200	0.966	19.98	0.34	087295155318	087295055311	10087295055318
92482	DPR6EA-9 BLYB	Marine	Stud	6	30	180	0.664	20.9	1.01	087295824825	087295724828	10087295824822
3108	DPR6EB-9	Marine	Solid	10	20	200	0.966	19.98	0.34	087295131084	087295031087	10087295031084
5129	DPR7EA-9	Motorcycle	Stud	10	20	200	0.966	19.98	0.34	087295151297	087295051290	10087295051297
91320	DPR7EA-9 BLYB	Motorcycle	Stud	6	30	180	0.664	20.9	1.01	087295813201	087295713204	10087295813208
7803	DPR7EIX-9	Motorcycle	Loose	4	30	120	0.4	12.6	0.26	087295178034	087295078037	10087295078034
4929	DPR8EA-9	Motorcycle	Stud	10	20	200	0.966	19.98	0.34	087295149294	087295049297	10087295049294
97768	DPR8EA-9 BLYB	Motorcycle	Stud	6	30	180	0.67	21.08	1.01	087295877685	087295777688	10087295877682
2202	DPR8EIX-9	Motorcycle	Loose	4	30	120	0.4	12.6	0.26	087295122020	087295022023	10087295022020
4730	DPR8Z	Motorcycle	Stud	10	20	200	0.966	19.98	0.34	087295147306	087295047309	10087295047306
5329	DPR9EA-9	Motorcycle	Stud	10	20	200	0.966	19.98	0.34	087295153291	087295053294	10087295053291
5545	DPR9EIX-9	Motorcycle	Loose	4	30	120	0.4	12.6	0.26	087295155455	087295055458	10087295055455
4830	DPR9Z	Motorcycle	Stud	10	20	200	0.966	19.98	0.34	087295148303	087295048306	10087295048303
3326	DR4HS	Marine	Stud	10	20	200	0.856	17.78	0.34	087295133262	087295033265	10087295033262
4623	DR5HS	Marine	Stud	10	20	200	0.856	17.78	0.34	087295146231	087295046234	10087295046231
4823	DR6HS	Marine	Stud	10	20	200	0.856	17.78	0.34	087295148235	087295048238	10087295048235
7839	DR7EA	Motorcycle	Stud	10	20	200	0.966	19.98	0.34	087295178393	087295078396	10087295078393
5469	DR7EB	Power Equip	Solid	10	20	200	0.966	19.98	0.34	087295154694	087295054697	10087295054694
5686	DR7EIX	Motorcycle	Stud	4	30	120	0.4	12.6	0.26	087295156865	087295056868	10087295056865
3123	DR7ES	Motorcycle	Stud	10	20	200	0.966	19.98	0.34	087295131237	087295031230	10087295031237
7162	DR8EA	Motorcycle	Stud	10	20	200	0.966	19.98	0.34	087295171622	087295071625	10087295071622
97058	DR8EA BLYB	Motorcycle	Stud	6	30	180	0.676	21.26	1.01	087295870587	087295770580	10087295870584
4855	DR8EB	Motorcycle	Solid	10	20	200	0.966	19.98	0.34	087295148556	087295048559	10087295048556
6681	DR8EIX	Motorcycle	Stud	4	30	120	0.4	12.6	0.26	087295166819	087295066812	10087295066819
5423	DR8ES	Motorcycle	Stud	10	20	200	0.966	19.98	0.34	087295154236	087295054239	10087295054236

Packaging Specifications

NGK STK NO.	NGK PART NO.	PRODUCT CLASS	TERMINAL TYPE	NO. OF PLUGS PER BOX	NO. OF BOXES PER CASE	NO. OF PLUGS PER CASE	WEIGHT PER BOX (LBS)	TOTAL WEIGHT PER CASE (LBS)	CASE DIM (CU. FT.)	SINGLE PLUG UPC NUMBER	4,6,10,25PK. BAR CODE	CASE UPC NUMBER
2923	DR8ES-L	Motorcycle	Stud	10	20	200	0.966	19.98	0.34	087295129234	087295029237	10087295029234
5123	DR8HS	Motorcycle	Stud	10	20	200	0.856	17.78	0.34	087295151235	087295051238	10087295051235
3437	DR9EA	Motorcycle	Stud	10	20	200	0.966	19.98	0.34	087295134375	087295034378	10087295034375
4772	DR9EIX	Motorcycle	Stud	4	30	120	0.4	12.6	0.26	087295147726	087295047729	10087295047726
8201	ER8EHIX	Motorcycle	Stud	4	30	120	0.224	7.31	0.26	087295182017	087295082010	10087295082017
5869	ER9EH	Motorcycle	Stud	10	20	200	0.525	11.16	0.34	087295158692	087295058695	10087295058692
96652	ER9EHIX	Motorcycle	Loose	4	30	120	0.224	7.31	0.26	087295966525	087295866528	10087295866525
1598	FR2B-D	Industrial	Solid	10	20	200	0.984	20.52	0.45	087295115985	087295015988	10087295015985
5155	FR4	Domestic	Solid	4	30	120	0.444	14.18	0.45	087295151556	087295051559	10087295051556
3686	FR45	Domestic	Solid	4	30	120	0.444	14.18	0.45	087295136867	087295036860	10087295036867
3072	FR45GP	Domestic	Solid	4	30	120	0.444	13.93	0.26	087295130728	087295030721	10087295030728
2685	FR4GP	Domestic	Solid	4	30	120	0.444	13.93	0.26	087295126851	087295026854	10087295026851
7373	FR5	Domestic	Solid	4	30	120	0.444	14.18	0.45	087295173732	087295073735	10087295073732
7252	FR5-1	Domestic	Solid	4	30	120	0.444	14.02	0.21	087295172520	087295072523	10087295072520
6371	FR5AP-10	Import	Solid	4	30	120	0.444	13.93	0.26	087295163719	087295063712	10087295063719
5463	FR5AP-11	Import	Solid	4	30	120	0.444	13.93	0.26	087295154632	087295054635	10087295054632
6569	FR5AP-11E	Domestic	Solid	4	30	120	0.444	13.93	0.26	087295165690	087295065693	10087295065690
1313	FR5EI	Import	Solid	4	30	120	0.444	13.93	0.26	087295113134	087295013137	10087295013134
3248	FR5GP	Domestic	Solid	4	30	120	0.444	13.93	0.26	087295132487	087295032480	10087295032487
2687	FR6EI	Import	Solid	4	30	120	0.444	13.93	0.26	087295126875	087295026878	10087295026875
4709	FR9BI-11	Motorcycle	Solid	4	30	120	0.444	13.93	0.26	087295147092	087295047095	10087295047092
3320	G-2Z	Power Equip	Loose	10	10	100	2.244	23.37	0.4	087295133200	087295033203	10087295033200
2635	GR4	Domestic	Solid	4	30	120	0.533	16.82	0.45	087295126356	087295026359	10087295026356
4268	GR45	Domestic	Solid	4	30	120	0.533	16.82	0.45	087295142684	087295042687	10087295042684
3142	GR45GP	Domestic	Solid	4	30	120	0.533	16.57	0.26	087295131428	087295031421	10087295031428
2763	GR4GP	Domestic	Solid	4	30	120	0.533	16.57	0.26	087295127636	087295027639	10087295027636
7149	GR4IX	Domestic	Solid	4	30	120	0.533	16.57	0.26	087295171493	087295071496	10087295071493
2851	GR5	Domestic	Solid	4	30	120	0.533	16.82	0.45	087295128510	087295028513	10087295028510
3351	GR5GP	Domestic	Solid	4	30	120	0.533	16.57	0.26	087295133514	087295033517	10087295033514
7214	GR5IX	Domestic	Solid	4	30	120	0.533	16.57	0.26	087295172148	087295072141	10087295072148
94841	GR9A-EG	Snowmobile	Solid	10	20	200	1.336	27.56	0.45	087295948415	087295848418	10087295848415
4696	IFR5D10	Import	Solid	4	30	120	0.444	13.93	0.26	087295146965	087295046968	10087295046965
7994	IFR5E11	Import	Solid	4	30	120	0.444	13.93	0.26	087295179949	087295079942	10087295079949
7854	IFR5G11	Import	Solid	4	30	120	0.444	13.93	0.26	087295178546	087295078549	10087295078546
3107	IFR5G-11K	Import	Solid	4	30	120	0.444	13.93	0.26	087295131077	087295031070	10087295031077
7418	IFR5J11	Import	Solid	4	30	120	0.444	13.93	0.26	087295174180	087295074183	10087295074180
6502	IFR5L11	Motorcycle	Solid	4	30	120	0.444	13.93	0.26	087295165027	087295065020	10087295065027
7866	IFR5N10	Import	Solid	4	30	120	0.444	13.93	0.26	087295178669	087295078662	10087295078669
4996	IFR5T11	Import	Solid	4	30	120	0.444	13.93	0.26	087295149966	087295049969	10087295049966
3508	IFR5T-8N	Import	Solid	4	30	120	0.444	13.93	0.26	087295135082	087295035085	10087295035082
6507	IFR6B	Import	Solid	4	30	120	0.444	13.93	0.26	087295165072	087295065075	10087295065072
5368	IFR6B11	Import	Solid	4	30	120	0.444	13.93	0.26	087295153680	087295053683	10087295053680
4867	IFR6B-K	Import	Solid	4	30	120	0.444	13.93	0.26	087295148679	087295048672	10087295048679
5344	IFR6D10	Import	Solid	4	30	120	0.444	13.93	0.26	087295153444	087295053447	10087295053444
6741	IFR6E11	Import	Solid	4	30	120	0.444	13.93	0.26	087295167410	087295067413	10087295067410
1314	IFR6G-11K	Powersports	Solid	4	30	120	0.444	13.93	0.26	087295113141	087295013144	10087295013141
7658	IFR6J11	Import	Solid	4	30	120	0.444	13.93	0.26	087295176580	087295076583	10087295076580
3678	IFR6L11	Motorcycle	Solid	4	30	120	0.444	13.93	0.26	087295136782	087295036785	10087295036782
5648	IFR6Q-G	Import	Solid	4	30	120	0.444	13.93	0.26	087295156483	087295056486	10087295056483
4589	IFR6T11	Import	Solid	4	30	120	0.444	13.93	0.26	087295145890	087295045893	10087295045890
92085	IFR6V-10G	Domestic	Solid	4	30	120	0.444	13.93	0.26	087295920855	087295820858	10087295820855
95609	IFR6Z7G	Domestic	Solid	4	30	120	0.444	13.93	0.26	087295956090	087295856093	10087295856090
5115	IFR7F-4D	Industrial	Solid	4	30	120	0.444	13.93	0.26	087295151150	087295051153	10087295051150
5794	IFR7F-8DS	Import	Solid	4	30	120	0.444	13.93	0.26	087295157947	087295057940	10087295057947
7746	IFR7G-11KS	Import	Solid	4	30	120	0.444	13.93	0.26	087295177464	087295077467	10087295077464
5114	IFR7L11	ATV	Solid	4	30	120	0.444	13.93	0.26	087295151143	087295051146	10087295051143
93623	IFR7U-4D	Industrial	Solid	4	30	120	0.458	14.33	0.26	087295936238	087295836231	10087295836238
91039	IFR7X7G	Domestic	Solid	4	30	120	0.444	13.93	0.26	087295910399	087295810392	10087295810399
5068	IFR8H11	Motorcycle	Solid	4	30	120	0.444	13.93	0.26	087295150689	087295050682	10087295050689
6588	IFR9H11	Motorcycle	Solid	4	30	120	0.444	13.93	0.26	087295165881	087295065884	10087295065881
3106	IGR7A-G	Import	Solid	4	30	120	0.533	16.57	0.26	087295131060	087295031063	10087295031060

Packaging Specifications

NGK STK NO.	NGK PART NO.	PRODUCT CLASS	TERMINAL TYPE	NO. OF PLUGS PER BOX	NO. OF BOXES PER CASE	NO. OF PLUGS PER CASE	WEIGHT PER BOX (LBS)	TOTAL WEIGHT PER CASE (LBS)	CASE DIM (CU. FT.)	SINGLE PLUG UPC NUMBER	4, 6, 10, 25PK. BAR CODE	CASE UPC NUMBER
7901	IJR7A9	Motorcycle	Stud	4	30	120	0.4	12.6	0.26	087295179017	087295079010	10087295079017
91715	IKR7H8	Import	Solid	4	30	120	0.356	11.28	0.26	087295917152	087295817155	10087295817152
1637	ILFR5B11	Import	Solid	4	30	120	0.492	15.27	0.29	087295116371	087295016374	10087295016371
96779	ILFR5T11	Import	Solid	4	30	120	0.492	15.27	0.29	087295967799	087295867792	10087295867799
3588	ILFR6A	Import	Loose	4	30	120	0.492	15.27	0.29	087295135884	087295035887	10087295035884
6481	ILFR6B	Import	Solid	4	30	120	0.492	15.27	0.29	087295164815	087295064818	10087295064815
4212	ILFR6G-E	Marine	Solid	4	30	120	0.492	15.27	0.29	087295142127	087295042120	10087295042127
4458	ILFR6J-11K	Import	Solid	4	30	120	0.492	15.27	0.29	087295144589	087295044582	10087295044589
4904	ILFR6T11	Import	Solid	4	30	120	0.492	15.27	0.29	087295149041	087295049044	10087295049041
5245	ILFR7H	Import	Solid	4	30	120	0.492	15.27	0.29	087295152454	087295052457	10087295052454
4912	ILKAR7B11	Import	Solid	4	30	120	0.492	15.27	0.29	087295149126	087295049129	10087295049126
94940	ILKAR7C10	Import	Solid	4	30	120	0.404	12.62	0.29	087295949405	087295849408	10087295849405
94124	ILKAR7L11	Domestic	Solid	4	30	120	0.404	12.62	0.29	087295941249	087295841242	10087295841249
96024	ILKAR8H6	Import	Solid	4	30	120	0.404	12.62	0.29	087295960240	087295860243	10087295860240
1989	ILKR7B8	Import	Solid	4	30	120	0.404	12.62	0.29	087295119891	087295019894	10087295019891
93053	ILKR7E6	Import	Solid	4	30	120	0.404	12.62	0.29	087295930533	087295830536	10087295830533
1422	ILKR8E6	Import	Solid	4	30	120	0.404	12.62	0.29	087295114223	087295014226	10087295014223
93819	ILKR8Q7	Snowmobile	Solid	4	30	120	0.404	12.62	0.29	087295938195	087295838198	10087295838195
3474	ILTR5B11	Domestic	Solid	4	30	120	0.448	13.94	0.29	087295134740	087295034743	10087295034740
5581	ILTR5C11	Domestic	Solid	4	30	120	0.448	13.94	0.29	087295155813	087295055816	10087295055813
5476	ILTR5D	Domestic	Solid	4	30	120	0.448	13.94	0.29	087295154762	087295054765	10087295054762
91418	ILTR5E11	Domestic	Solid	4	30	120	0.448	13.94	0.29	087295914182	087295814185	10087295814182
90607	ILTR5K13	Domestic	Solid	4	30	120	0.448	13.94	0.29	087295906071	087295806074	10087295806071
96329	ILTR5L11	Domestic	Solid	4	30	120	0.448	13.94	0.29	087295963296	087295863299	10087295863296
90882	ILTR5M9G	Domestic	Solid	4	30	120	0.448	13.94	0.29	087295908822	087295808825	10087295808822
3787	ILTR6A-8G	Domestic	Solid	4	30	120	0.448	13.94	0.29	087295137871	087295037874	10087295037871
90117	ILTR6E11	Domestic	Solid	4	30	120	0.448	13.94	0.29	087295901175	087295801178	10087295801175
90656	ILTR6F9	Domestic	Solid	4	30	120	0.448	13.94	0.29	087295906569	087295806562	10087295806569
96621	ILTR6G8G	Domestic	Solid	4	30	120	0.448	13.94	0.29	087295966211	087295866214	10087295866211
96870	ILTR6H8G	Domestic	Loose	4	30	120	0.448	13.94	0.29	087295968703	087295868706	10087295868703
94489	ILTR6M9G	Domestic	Solid	4	30	120	0.448	13.94	0.29	087295944899	087295844892	10087295844899
90543	ILTR7E9	Domestic	Solid	4	30	120	0.448	13.94	0.29	087295905432	087295805435	10087295805432
1208	ILZFR6D11	Import	Solid	4	30	120	0.492	15.27	0.29	087295112083	087295012086	10087295012083
6043	ILZKAR7A10	Import	Solid	4	30	120	0.404	12.62	0.29	087295160435	087295060438	10087295060435
1654	ILZKAR7B11	Motorcycle	Solid	4	30	120	0.404	12.62	0.29	087295116548	087295016541	10087295016548
96509	ILZKAR7E11S	Import	Solid	4	30	120	0.404	12.62	0.29	087295965092	087295865095	10087295865092
95112	ILZKAR8H8S	Import	Special	4	30	120	0.404	12.62	0.29	087295951125	087295851128	10087295851125
95660	ILZKAR8J8SY	Import	Special	4	30	120	0.404	12.62	0.29	087295956601	087295856604	10087295856601
95770	ILZKBR7B8DG	Import	Solid	4	30	120	0.404	12.62	0.29	087295957707	087295857700	10087295857707
1961	ILZKR7A	Import	Solid	4	30	120	0.492	15.27	0.29	087295119617	087295019610	10087295019617
7751	ILZKR7B11	Import	Solid	4	30	120	0.492	15.27	0.29	087295177518	087295077511	10087295077518
5787	ILZKR7B-11S	Import	Solid	4	30	120	0.404	12.62	0.29	087295157879	087295057872	10087295057879
94290	ILZKR8A	Import	Solid	4	30	120	0.404	12.62	0.29	087295942901	087295842904	10087295842901
91924	ILZNAR8A7G	Domestic	Solid	4	30	120	0.404	12.62	0.29	087295919248	087295819241	10087295842901
94769	ILZTR6A8G	Domestic	Solid	4	30	120	0.492	15.27	0.29	087295947692	087295847695	10087295847692
3653	IMR8C-9H	Motorcycle	Stud	4	30	120	0.312	9.96	0.26	087295136539	087295036532	10087295036539
95397	IMR8E-9HES	Motorcycle	Stud	4	30	120	0.312	9.96	0.26	08729593976	08729583979	1008729583976
6966	IMR9A-9H	Motorcycle	Stud	4	30	120	0.312	9.96	0.26	087295169667	087295069660	10087295069667
4888	IMR9B-9H	Motorcycle	Solid	4	30	120	0.312	9.96	0.26	087295148884	087295048887	10087295048884
6777	IMR9C-9H	Motorcycle	Stud	4	30	120	0.312	9.96	0.26	087295167779	087295067772	10087295067779
6501	IMR9C-9HE	Motorcycle	Stud	4	30	120	0.312	9.96	0.26	087295165010	087295065013	10087295065010
5766	IMR9C-9HES	Motorcycle	Stud	4	30	120	0.312	9.96	0.26	087295157664	087295057667	10087295057664
6544	IMR9D-9H	Marine	Solid	4	30	120	0.312	9.96	0.26	087295165447	087295065440	10087295065447
7556	IMR9E-9HES	Motorcycle	Stud	4	30	120	0.312	9.96	0.26	087295175569	087295075562	10087295075569
5599	ITR4A15	Domestic	Solid	4	30	120	0.4	12.6	0.26	087295155998	087295055991	10087295055998
6044	ITR5F13	Domestic	Solid	4	30	120	0.408	12.83	0.26	087295160442	087295060445	10087295060442
97287	ITR5H13	Domestic	Solid	4	30	120	0.4	12.6	0.26	087295972878	087295872871	10087295872878
4477	ITR6F13	Domestic	Solid	4	30	120	0.4	12.6	0.26	087295144770	087295044773	10087295044770
90156	ITR6G9	Domestic	Solid	4	30	120	0.4	12.6	0.26	087295901564	087295801567	10087295801564
5887	IZFR5G	Marine	Solid	4	30	120	0.444	13.93	0.26	087295158876	087295058879	10087295058876
5899	IZFR5J	Marine	Solid	4	30	120	0.444	13.93	0.26	087295158999	087295058992	10087295058999

Packaging Specifications

NGK STK NO.	NGK PART NO.	PRODUCT CLASS	TERMINAL TYPE	NO. OF PLUGS PER BOX	NO. OF BOXES PER CASE	NO. OF PLUGS PER CASE	WEIGHT PER BOX (LBS)	TOTAL WEIGHT PER CASE (LBS)	CASE DIM (CU. FT.)	SINGLE PLUG UPC NUMBER	4, 6, 10, 25PK. BAR CODE	CASE UPC NUMBER
3657	IZFR5K11	Import	Solid	4	30	120	0.444	13.93	0.26	087295136577	087295036570	10087295036577
97932	IZFR5L11	Import	Solid	4	30	120	0.444	13.93	0.26	087295979327	087295879320	10087295879327
4095	IZFR6F11	Marine	Solid	4	30	120	0.444	13.93	0.26	087295140956	087295040959	10087295040956
4294	IZFR6H11	Import	Solid	4	30	120	0.444	13.93	0.26	087295142943	087295042946	10087295042943
4462	IZFR6J	Marine	Solid	4	30	120	0.444	13.93	0.26	087295144626	087295044629	10087295044626
6994	IZFR6K11	Import	Solid	4	30	120	0.444	13.93	0.26	087295169940	087295069943	10087295069940
6748	IZFR6K-11E	Marine	Solid	4	30	120	0.444	13.93	0.26	087295167489	087295067482	10087295067489
5266	IZFR6K-11S	Import	Solid	4	30	120	0.444	13.93	0.26	087295152669	087295052662	10087295052669
6774	IZFR6K13	Import	Solid	4	30	120	0.444	13.93	0.26	087295167748	087295067741	10087295067748
4757	IZFR6N-E	Marine	Solid	4	30	120	0.444	13.93	0.26	087295147573	087295047576	10087295047573
91234	IZFR6Q	Marine	Solid	4	30	120	0.444	13.93	0.26	087295912348	087295812341	10087295812348
4214	IZFR7M	Marine	Solid	4	30	120	0.444	13.93	0.26	087295142141	087295042144	10087295042141
90856	IZFR7M6D	Industrial	Solid	4	30	120	0.458	14.33	0.26	087295908563	087295808566	10087295808563
7563	IZKR7B	Import	Solid	4	30	120	0.356	11.28	0.26	087295175637	087295075630	10087295075637
4213	IZTR4A11	Domestic	Solid	4	30	120	0.4	12.6	0.26	087295142134	087295042137	10087295042134
1465	IZTR5B11	Domestic	Solid	4	30	120	0.4	12.6	0.26	087295114650	087295014653	10087295014650
7444	J10A	Motorcycle	Stud	10	20	200	0.9	18.66	0.34	087295174449	087295074442	10087295074449
2170	J9A	Motorcycle	Stud	10	20	200	0.966	19.98	0.34	087295121702	087295021705	10087295021702
1299	JR10B	Motorcycle	Stud	10	20	200	0.966	19.98	0.34	087295112991	087295012994	10087295012991
5139	JR8C	Motorcycle	Stud	10	20	200	0.966	19.98	0.34	087295151396	087295051399	10087295051396
3188	JR9B	Motorcycle	Stud	10	20	200	0.966	19.98	0.34	087295131886	087295031889	10087295031886
6193	JR9C	Motorcycle	Stud	10	20	200	0.966	19.98	0.34	087295161937	087295061930	10087295061937
5477	KR8AI	Motorcycle	Solid	4	30	120	0.356	11.28	0.26	087295154779	087295054772	10087295054779
4742	KR8DI	Motorcycle	Stud	4	30	120	0.356	11.28	0.26	087295147429	087295047422	10087295047429
90893	KR9C-G	Powersports	Solid	4	30	120	0.356	11.28	0.26	087295908938	087295808931	10087295808938
7795	KR9CI	Motorcycle	Solid	4	30	120	0.356	11.28	0.26	087295177952	087295077955	10087295077952
6499	LFRA4-E	Marine	Solid	10	20	200	1.212	25.18	0.5	087295164990	087295064993	10087295064990
6376	LFRA5A-11	Marine	Solid	4	30	120	0.494	15.41	0.29	087295163764	087295463765	10087295463762
95945	LFRA5A-11 BLYB	Marine	Solid	6	30	180	0.826	25.76	1.01	087295859452	087295759455	10087295859459
1116	LFRA5A-11 S25	Marine	Solid	25	4	100	3.12	13.05	0.33	N/A	087295011164	10087295011161
5018	LFRA5AGP	Domestic	Solid	4	30	120	0.492	15.27	0.29	087295150184	087295050187	10087295050184
4469	LFRA5AIX-11	Import	Solid	4	30	120	0.492	15.27	0.29	087295144695	087295044698	10087295044695
6668	LFRA6A	Motorcycle	Solid	10	20	200	1.212	25.18	0.5	087295166680	087295066683	10087295066680
3672	LFRA6A-11	Marine	Solid	4	30	120	0.494	15.41	0.29	087295136720	087295436721	10087295436728
90537	LFRA6A-11 BLYB	Marine	Solid	6	30	180	0.826	25.76	1.01	087295805374	087295705377	10087295805371
1119	LFRA6A-11 S25	Marine	Solid	25	4	100	3.12	13.05	0.33	N/A	087295011195	10087295011192
6619	LFRA6AIX-11	Import	Solid	4	30	120	0.492	15.27	0.29	087295166192	087295066195	10087295066192
7787	LFRA6C-11	Import	Solid	4	30	120	0.492	15.27	0.29	087295177877	087295077870	10087295077877
1483	LFRA6CGP	Import	Solid	4	30	120	0.492	15.27	0.29	087295114834	087295014837	10087295014834
6490	LFRA6D	Import	Solid	4	30	120	0.492	15.27	0.29	087295164907	087295064900	10087295064907
92038	LFRA7A	Marine	Solid	10	20	200	1.212	25.18	0.5	087295920381	087295820384	10087295820381
2309	LFRA7AIX	Import	Solid	4	30	120	0.492	15.27	0.29	087295123096	087295023099	10087295023096
93220	LKAR7AGP-D	Import	Solid	4	30	120	0.4	12.6	0.26	087295932209	087295832202	10087295832209
4786	LKAR8A-9	Motorcycle	Solid	10	20	200	1.212	25.18	0.5	087295147863	087295047866	10087295047863
6706	LKAR8AI-9	Motorcycle	Solid	4	30	120	0.492	15.27	0.29	087295167069	087295067062	10087295067069
1553	LKAR8BI9	Motorcycle	Stud	4	30	120	0.404	12.62	0.29	087295115534	087295015537	10087295015534
6205	LKAR9BI9	Motorcycle	Stud	4	30	120	0.492	15.27	0.29	087295162057	087295062050	10087295062057
92650	LKR6E	Marine	Solid	10	20	200	0.992	20.77	0.5	087295926505	087295826508	10087295826505
93911	LKR7AIX	Import	Loose	4	30	120	0.404	12.62	0.29	087295939116	087295839119	10087295839116
5847	LKR7B-9	Import	Solid	10	20	200	0.992	20.77	0.5	087295158470	087295058473	10087295058470
1643	LKR7E	Marine	Solid	10	20	200	0.992	20.77	0.5	087295116432	087295016435	10087295016432
5214	LKR8A	Import	Solid	10	20	200	0.992	20.77	0.5	087295152140	087295052143	10087295052140
4471	LKR8AP	Import	Solid	4	30	120	0.404	12.62	0.29	087295144718	087295044711	10087295044718
5946	LMAR6A-9	Motorcycle	Stud	10	20	200	0.992	20.77	0.5	087295159460	087295059463	10087295059460
1679	LMAR6C-9	Marine	Solid	10	20	200	0.881	18.57	0.5	087295116791	087295016794	10087295016791
4908	LMAR7A-9	Motorcycle	Stud	10	20	200	0.992	20.77	0.5	087295149089	087295049082	10087295049089
4313	LMAR8A-9	Motorcycle	Stud	10	20	200	0.992	20.77	0.5	087295143131	087295043134	10087295043131
6817	LMAR8A-9S	Powersports	Stud	10	20	200	0.992	20.77	0.5	087295168172	087295068175	10087295068172
92288	LMAR8AI-8	Motorcycle	Solid	4	30	120	0.36	11.3	0.29	087295922880	087295822883	10087295822880
93833	LMAR8C-9	Motorcycle	Solid	10	20	200	0.881	18.57	0.5	087295938331	087295838334	10087295838331
93444	LMAR8D-J	Motorcycle	Solid	10	20	200	0.881	18.57	0.5	087295934449	087295834442	10087295834449

Packaging Specifications

NGK STK NO.	NGK PART NO.	PRODUCT CLASS	TERMINAL TYPE	NO. OF PLUGS PER BOX	NO. OF BOXES PER CASE	NO. OF PLUGS PER CASE	WEIGHT PER BOX (LBS)	TOTAL WEIGHT PER CASE (LBS)	CASE DIM (CU. FT.)	SINGLE PLUG UPC NUMBER	4,6,10,25PK. BAR CODE	CASE UPC NUMBER
4793	PFR6G	Domestic	Solid	4	30	120	0.444	13.93	0.26	087295147931	087295047934	10087295047931
5555	PFR6G-11	Import	Solid	4	30	120	0.444	13.93	0.26	087295155554	087295055557	10087295055554
4115	PFR6G-13	Import	Solid	4	30	120	0.444	13.93	0.26	087295141151	087295041154	10087295041151
2341	PFR6G-13E	Import	Solid	4	30	120	0.444	13.93	0.26	087295123416	087295023419	10087295023416
6290	PFR6H-10	Import	Solid	4	30	120	0.444	13.93	0.26	087295162903	087295062906	10087295062903
2743	PFR6J-11	Import	Solid	4	30	120	0.444	13.93	0.26	087295127438	087295027431	10087295027438
4639	PFR6L-11	Import	Solid	4	30	120	0.444	13.93	0.26	087295146392	087295046395	10087295046392
3141	PFR6L-13	Import	Solid	4	30	120	0.444	13.93	0.26	087295131411	087295031414	10087295031411
3546	PFR6N-11	Import	Solid	4	30	120	0.444	13.93	0.26	087295135464	087295035467	10087295035464
6458	PFR6Q	Import	Solid	4	30	120	0.444	13.93	0.26	087295164587	087295064580	10087295064587
5542	PFR6T-10G	Import	Solid	4	30	120	0.444	13.93	0.26	087295155424	087295055427	10087295055424
5874	PFR6U-11G	Import	Solid	4	30	120	0.444	13.93	0.26	087295158746	087295058749	10087295058746
6740	PFR6W-T	Import	Solid	4	30	120	0.444	13.93	0.26	087295167403	087295067406	10087295067403
5547	PFR6W-TG	Import	Solid	4	30	120	0.444	13.93	0.26	087295155479	087295055472	10087295055479
5757	PFR6X-11	Import	Solid	4	30	120	0.444	13.93	0.26	087295157572	087295057575	10087295057572
93322	PFR7AB	Snowmobile	Solid	4	30	120	0.444	13.93	0.26	087295933220	087295833223	10087295833220
4853	PFR7B	Import	Solid	4	30	120	0.444	13.93	0.26	087295148532	087295048535	10087295048532
2380	PFR7G-11	Import	Solid	4	30	120	0.444	13.93	0.26	087295123805	087295023808	10087295023805
7772	PFR7G-11S	Import	Solid	4	30	120	0.444	13.93	0.26	087295177723	087295077726	10087295077723
3978	PFR7H-10	Import	Solid	4	30	120	0.444	13.93	0.26	087295139783	087295039786	10087295039783
93580	PFR7N8DS	Import	Solid	4	30	120	0.444	13.93	0.26	087295935804	087295835807	10087295835804
7963	PFR7Q	Import	Solid	4	30	120	0.444	13.93	0.26	087295179635	087295079638	10087295079635
1675	PFR7S8EG	Import	Solid	4	30	120	0.444	13.93	0.26	087295116753	087295016756	10087295016753
5592	PFR7W-TG	Import	Solid	4	30	120	0.444	13.93	0.26	087295155929	087295055922	10087295055929
94460	PFR8S8EG	Import	Solid	4	30	120	0.444	13.93	0.26	087295944608	087295844601	10087295844608
3573	PGR5A-11	Import	Solid	4	30	120	0.533	16.57	0.26	087295135730	087295035733	10087295035730
5760	PGR5C-11	Import	Solid	4	30	120	0.533	16.57	0.26	087295157602	087295057605	10087295057602
4984	PGR6A	Import	Solid	4	30	120	0.533	16.57	0.26	087295149843	087295049846	10087295049843
3738	PGR6A-11	Import	Solid	4	30	120	0.533	16.57	0.26	087295137383	087295037386	10087295037383
3200	PGR7A	Import	Solid	4	30	120	0.533	16.57	0.26	087295132005	087295032008	10087295032005
2842	PJR7A	Motorcycle	Stud	4	30	120	0.4	12.6	0.26	087295128428	087295028421	10087295028428
3641	PKR7A	Import	Solid	4	30	120	0.356	11.28	0.26	087295136416	087295036419	10087295036416
94833	PLFER7A8EG	Import	Special	4	30	120	0.492	15.27	0.29	087295948330	087295848333	10087295848330
6240	PLFR5A-11	Import	Solid	4	30	120	0.492	15.27	0.29	087295162408	087295062401	10087295062408
7654	PLFR6A-11	Import	Solid	4	30	120	0.492	15.27	0.29	087295176542	087295076545	10087295076542
1959	PLFR6C-10G	Import	Solid	4	30	120	0.492	15.27	0.29	087295119594	087295019597	10087295019594
5149	PLKR6A	Import	Solid	4	30	120	0.492	15.27	0.29	087295151495	087295051498	10087295051495
4288	PLKR7A	Import	Solid	4	30	120	0.492	15.27	0.29	087295142882	087295042885	10087295042882
94716	PLKR7B8E	Import	Solid	4	30	120	0.404	12.62	0.29	087295947166	087295847169	10087295847166
3587	PLTR6A-10G	Domestic	Solid	4	30	120	0.448	13.94	0.29	087295135877	087295035870	10087295035877
97606	PLZFR5B13EG	Domestic	Solid	4	30	120	0.404	12.62	0.29	087295976067	087295876060	10087295876067
5987	PLZFR6A-11S	Import	Solid	4	30	120	0.448	13.94	0.29	087295159873	087295059876	10087295059873
5118	PLZKAR6A-11	Import	Solid	4	30	120	0.404	12.62	0.29	087295151181	087295051184	10087295051181
90223	PLZKBR7B8DG	Import	Solid	4	30	120	0.404	12.62	0.29	087295902233	087295802236	10087295802233
4997	PLZTR4A-13	Domestic	Solid	4	30	120	0.492	15.27	0.29	087295149973	087295049976	10087295049973
4998	PLZTR5A-13	Domestic	Solid	4	30	120	0.492	15.27	0.29	087295149980	087295049983	10087295049980
4259	PMR7A	Import	Solid	4	30	120	0.312	9.96	0.26	087295142592	087295042595	10087295042592
5851	PMR8A	Import	Solid	4	30	120	0.312	9.96	0.26	087295158517	087295058510	10087295058517
6378	PMR8B	Import	Solid	4	30	120	0.312	9.96	0.26	087295163788	087295063781	10087295063788
96361	PMR8C-H	Import	Solid	4	30	120	0.356	11.28	0.26	087295963616	087295863619	10087295863616
4717	PMR9B	Marine	Solid	4	30	120	0.312	9.96	0.26	087295147177	087295047170	10087295047177
973	PROV972B	Power Equip	Varies	72	1	72	N/A	N/A	1	N/A	087295009734	10087295009731
5146	PTR4B-15	Domestic	Solid	4	30	120	0.404	12.62	0.29	087295151464	087295051467	10087295051464
1209	PTR4G-15	Domestic	Solid	4	30	120	0.4	12.6	0.26	087295112090	087295012093	10087295012090
2467	PTR5A-13	Domestic	Solid	4	30	120	0.448	13.94	0.29	087295124673	087295024676	10087295024673
7740	PTR5C-13	Domestic	Solid	4	30	120	0.4	12.6	0.26	087295177402	087295077405	10087295077402
3784	PTR5D-10	Domestic	Solid	4	30	120	0.4	12.6	0.26	087295137840	087295037843	10087295037840
6644	PTR5D-13	Import	Solid	4	30	120	0.4	12.6	0.26	087295166444	087295066447	10087295066444
6579	PTR5F-11	Domestic	Solid	4	30	120	0.4	12.6	0.26	087295165799	087295065792	10087295065799
5598	PTR6D-13	Import	Solid	4	30	120	0.4	12.6	0.26	087295155981	087295055984	10087295055981
7968	PZFR5D-11	Import	Solid	4	30	120	0.444	13.93	0.26	087295179680	087295079683	10087295079680

Packaging Specifications

NGK STK NO.	NGK PART NO.	PRODUCT CLASS	TERMINAL TYPE	NO. OF PLUGS PER BOX	NO. OF BOXES PER CASE	NO. OF PLUGS PER CASE	WEIGHT PER BOX (LBS)	TOTAL WEIGHT PER CASE (LBS)	CASE DIM (CU. FT.)	SINGLE PLUG UPC NUMBER	4, 6, 10, 25PK. BAR CODE	CASE UPC NUMBER
3741	PZFR5F	Import	Solid	4	30	120	0.444	13.93	0.26	087295137413	087295037416	10087295037413
4363	PZFR5F-11	Import	Solid	4	30	120	0.444	13.93	0.26	087295143636	087295043639	10087295043636
7743	PZFR5J-11	Import	Solid	4	30	120	0.444	13.93	0.26	087295177433	087295077436	10087295077433
6737	PZFR5Q-11	Import	Solid	4	30	120	0.444	13.93	0.26	087295167373	087295067376	10087295067373
5200	PZFR6B	Import	Solid	4	30	120	0.444	13.93	0.26	087295152003	087295052006	10087295052003
7790	PZFR6E-11	Import	Solid	4	30	120	0.444	13.93	0.26	087295177907	087295077900	10087295077907
6876	PZFR6F	Snowmobile	Solid	10	20	200	1.094	22.72	0.45	087295168769	087295068762	10087295068769
3271	PZFR6F-11	Import	Solid	4	30	120	0.444	13.93	0.26	087295132715	087295032718	10087295032715
7696	PZFR6H	Marine	Solid	4	30	120	0.444	13.93	0.26	087295176962	087295076965	10087295076962
3586	PZFR6J-11	Import	Solid	4	30	120	0.444	13.93	0.26	087295135860	087295035863	10087295035860
4253	PZFR7G-G	Marine	Solid	4	30	120	0.444	13.93	0.26	087295142530	087295042533	10087295042530
5507	PZNR6A11H	Domestic	Solid	4	30	120	0.448	13.94	0.29	087295155073	087295055076	10087295055073
7862	PZTR5A-15	Domestic	Solid	4	30	120	0.4	12.6	0.26	087295178621	087295078624	10087295078621
7400	R0045J-10	Racing	Loose	4	30	120	0.399	12.56	0.26	087295174005	087295074008	10087295074005
7043	R0045J-11	Racing	Loose	4	30	120	0.399	12.56	0.26	087295170434	087295070437	10087295070434
5861	R0045J-9	Racing	Loose	4	30	120	0.496	15.47	0.26	087295158616	087295058619	10087295058616
4216	R0045Q-10	Racing	Stud	4	30	120	0.489	15.25	0.26	087295142165	087295042168	10087295042165
5957	R0045Q-11	Racing	Stud	4	30	120	0.489	15.25	0.26	087295159576	087295059579	10087295059576
4778	R0161-10	Racing	Loose	4	30	120	0.399	12.56	0.26	087295147788	087295047781	10087295047788
5187	R0161-11	Racing	Loose	4	30	120	0.32	10.18	0.26	087295151877	087295051870	10087295051877
4156	R0161-9	Racing	Loose	4	30	120	0.32	10.18	0.26	087295141564	087295041567	10087295041564
4940	R0373A-10	Racing	Stud	4	30	120	0.399	12.56	0.26	087295149409	087295049402	10087295049409
5566	R0373A-11	Racing	Stud	4	30	120	0.452	14.15	0.26	087295155660	087295055663	10087295055660
3407	R0373A-8	Racing	Stud	4	30	120	0.452	14.15	0.26	087295134078	087295034071	10087295034078
3388	R0373A-9	Racing	Stud	4	30	120	0.452	14.15	0.26	087295133880	087295033883	10087295033880
1480	R0406A-8	Racing	Solid	4	30	120	0.32	10.18	0.26	087295114803	087295014806	10087295014803
1481	R0406A-9	Racing	Solid	4	30	120	0.32	10.18	0.26	087295114810	087295014813	10087295014810
7791	R0409B-8	Racing	Stud	4	30	120	0.32	10.18	0.26	087295177914	087295077917	10087295077914
9356	R0451B-8	Racing	Solid	4	30	120	0.366	11.49	0.32	087295193563	087295093566	10087295093563
7506	R0465B-10	Racing	Stud	4	30	120	0.366	11.49	0.32	087295175064	087295075067	10087295075064
6839	R2349-10	Racing	Solid	4	30	120	0.408	12.83	0.26	087295168394	087295068397	10087295068394
4418	R2349-9	Racing	Solid	4	30	120	0.408	12.83	0.26	087295144183	087295044186	10087295044183
5281	R2525-10	Racing	Loose	4	30	120	0.364	11.51	0.26	087295152812	087295052815	10087295052812
4735	R2525-9	Racing	Loose	4	30	120	0.364	11.51	0.26	087295147351	087295047354	10087295047351
1997	R2556B-10	Racing	Solid	4	30	120	0.41	12.81	0.32	087295119976	087295019979	10087295019976
6453	R2556B-8	Racing	Solid	4	30	120	0.41	12.81	0.32	087295164532	087295064535	10087295064532
4962	R2556B-9	Racing	Solid	4	30	120	0.41	12.81	0.32	087295149621	087295049624	10087295049621
2184	R4304A-10	Racing	Loose	4	30	120	0.54	16.8	0.26	087295121849	087295021842	10087295021849
2158	R4304A-9	Racing	Loose	4	30	120	0.54	16.8	0.26	087295121580	087295021583	10087295021580
7457	R5184-10	Racing	Loose	4	30	120	0.496	15.47	0.26	087295174579	087295074572	10087295074579
3334	R5184-105	Racing	Loose	4	30	120	0.496	15.47	0.26	087295133347	087295033340	10087295033347
2098	R5525-10	Racing	Loose	4	30	120	0.496	15.47	0.26	087295120989	087295020982	10087295020989
2844	R5525-11	Racing	Loose	4	30	120	0.496	15.47	0.26	087295128442	087295028445	10087295028442
6241	R5525-7	Racing	Loose	4	30	120	0.496	15.47	0.26	087295162415	087295062418	10087295062415
7383	R5525-8	Racing	Loose	4	30	120	0.496	15.47	0.26	087295173831	087295073834	10087295073831
3914	R5525-9	Racing	Loose	4	30	120	0.496	15.47	0.26	087295139141	087295039144	10087295039141
7958	R5530-11	Racing	Loose	4	30	120	0.496	15.47	0.26	087295179581	087295079584	10087295079581
6498	R5649-10	Racing	Loose	4	30	120	0.496	15.47	0.26	087295164983	087295064986	10087295064983
4168	R5649-11	Racing	Loose	4	30	120	0.496	15.47	0.26	087295141687	087295041680	10087295041687
2298	R5670-5	Racing	Solid	4	30	120	0.496	15.47	0.26	087295122983	087295022986	10087295022983
2746	R5670-6	Racing	Solid	4	30	120	0.496	15.47	0.26	087295127469	087295027462	10087295027469
2891	R5670-7	Racing	Solid	4	30	120	0.496	15.47	0.26	087295128916	087295028919	10087295028916
3354	R5670-8	Racing	Solid	4	30	120	0.496	15.47	0.26	087295133545	087295033548	10087295033545
3913	R5670-9	Racing	Solid	4	30	120	0.496	15.47	0.26	087295139134	087295039137	10087295039134
5820	R5671A-10	Racing	Solid	4	30	120	0.444	13.93	0.26	087295158203	087295058206	10087295058203
6596	R5671A-11	Racing	Solid	4	30	120	0.444	13.93	0.26	087295165966	087295065969	10087295065966
4091	R5671A-7	Racing	Solid	4	30	120	0.444	13.93	0.26	087295140918	087295040911	10087295040918
4554	R5671A-8	Racing	Solid	4	30	120	0.444	13.93	0.26	087295145548	087295045541	10087295045548
5238	R5671A-9	Racing	Solid	4	30	120	0.444	13.93	0.26	087295152386	087295052389	10087295052386
7942	R5672A-10	Racing	Solid	4	30	120	0.444	13.93	0.26	087295179420	087295079423	10087295079420
7173	R5672A-8	Racing	Solid	4	30	120	0.444	13.93	0.26	087295171738	087295071731	10087295071738

Packaging Specifications

NGK STK NO.	NGK PART NO.	PRODUCT CLASS	TERMINAL TYPE	NO. OF PLUGS PER BOX	NO. OF BOXES PER CASE	NO. OF PLUGS PER CASE	WEIGHT PER BOX (LBS)	TOTAL WEIGHT PER CASE (LBS)	CASE DIM (CU. FT.)	SINGLE PLUG UPC NUMBER	4,6,10,25PK. BAR CODE	CASE UPC NUMBER
7405	R5672A-9	Racing	Solid	4	30	120	0.444	13.93	0.26	087295174050	087295074053	10087295074050
4050	R5673-10	Racing	Solid	4	30	120	0.356	11.28	0.26	087295140505	087295040508	10087295040505
2405	R5673-6	Racing	Solid	4	30	120	0.356	11.28	0.26	087295124055	087295024058	10087295024055
2817	R5673-7	Racing	Solid	4	30	120	0.356	11.28	0.26	087295128176	087295028179	10087295028176
3249	R5673-8	Racing	Solid	4	30	120	0.356	11.28	0.26	087295132494	087295032497	10087295032494
3442	R5673-9	Racing	Solid	4	30	120	0.356	11.28	0.26	087295134429	087295034422	10087295034429
6702	R5674-10	Racing	Solid	4	30	120	0.356	11.28	0.26	087295167021	087295067024	10087295067021
4449	R5674-6	Racing	Solid	4	30	120	0.356	11.28	0.26	087295144497	087295044490	10087295044497
5034	R5674-7	Racing	Solid	4	30	120	0.356	11.28	0.26	087295150344	087295050347	10087295050344
5657	R5674-8	Racing	Solid	4	30	120	0.356	11.28	0.26	087295156575	087295056578	10087295056575
6468	R5674-9	Racing	Solid	4	30	120	0.356	11.28	0.26	087295164686	087295064689	10087295064686
7993	R5724-10	Racing	Solid	4	30	120	0.4	12.6	0.26	087295179932	087295079935	10087295079932
7317	R5724-8	Racing	Solid	4	30	120	0.4	12.6	0.26	087295173176	087295073179	10087295073176
7891	R5724-9	Racing	Solid	4	30	120	0.4	12.6	0.26	087295178911	087295078914	10087295078911
6077	R5883-11	Racing	Solid	4	30	120	0.496	15.47	0.26	087295160770	087295060773	10087295060770
5962	R6061-10	Racing	Solid	10	20	200	1.336	27.56	0.45	087295159620	087295059623	10087295059620
2773	R6061-11	Racing	Solid	10	20	200	1.336	27.56	0.45	087295127735	087295027738	10087295027735
4074	R6061-9	Racing	Solid	10	20	200	1.336	27.56	0.45	087295140741	087295040744	10087295040741
3698	R6179A-11P	Racing	Solid	4	30	120	0.54	16.8	0.26	087295136980	087295036983	10087295036980
2396	R6252E-105	Racing	Solid	4	30	120	0.533	16.57	0.26	087295123966	087295023969	10087295023966
4741	R6252E-9	Racing	Solid	4	30	120	0.533	16.57	0.26	087295147412	087295047415	10087295047412
2741	R6252K-105	Racing	Solid	4	30	120	0.533	16.57	0.26	087295127414	087295027417	10087295027414
3949	R6254E-105	Racing	Solid	4	30	120	0.533	16.57	0.26	087295139493	087295039496	10087295039493
5583	R6254E-9	Racing	Solid	4	30	120	0.533	16.57	0.26	087295155837	087295055830	10087295055837
4076	R6254K-105	Racing	Solid	4	30	120	0.533	16.57	0.26	087295140765	087295040768	10087295040765
4017	R6601-10	Racing	Solid	4	30	120	0.478	14.95	0.26	087295140178	087295040171	10087295040178
4586	R6601-11	Racing	Solid	4	30	120	0.54	16.8	0.26	087295145869	087295045862	10087295045869
5421	R6712-10	Racing	Loose	4	30	120	0.54	16.8	0.26	087295154212	087295054215	10087295054212
3857	R6725-105	Racing	Solid	4	30	120	0.624	19.24	0.32	087295138571	087295038574	10087295038571
4311	R6725-11	Racing	Solid	4	30	120	0.624	19.24	0.32	087295143117	087295043110	10087295043117
4482	R6725-115	Racing	Solid	4	30	120	0.624	19.24	0.32	087295144824	087295044827	10087295044824
6259	R6918B-7	Racing	Solid	4	30	120	0.533	16.57	0.26	087295162590	087295062593	10087295062590
4492	R6918B-8	Racing	Solid	4	30	120	0.533	16.57	0.26	087295144923	087295044926	10087295044923
2954	R6918B-9	Racing	Solid	4	30	120	0.533	16.57	0.26	087295129548	087295029541	10087295029548
5196	R6918C-9	Racing	Solid	10	20	200	1.314	27.13	0.45	087295151969	087295051962	10087295051969
2000	R7282-10	Racing	Solid	4	30	120	0.364	11.51	0.26	087295120002	087295020005	10087295020002
4985	R7282-105	Racing	Solid	4	30	120	0.364	11.51	0.26	087295149850	087295049853	10087295049850
2001	R7282-11	Racing	Solid	4	30	120	0.364	11.51	0.26	087295120019	087295020012	10087295020019
4587	R7282-7	Racing	Solid	4	30	120	0.364	11.51	0.26	087295145876	087295045879	10087295045876
4753	R7282-9	Racing	Solid	4	30	120	0.346	10.98	0.26	087295147535	087295047538	10087295047535
3920	R7282A-10	Racing	Solid	4	30	120	0.364	11.51	0.26	087295139202	087295039205	10087295039202
4754	R7282A-11	Racing	Solid	4	30	120	0.364	11.51	0.26	087295147542	087295047545	10087295047542
4457	R7376-10	Racing	Solid	4	30	120	0.54	16.8	0.26	087295144572	087295044575	10087295044572
5442	R7376-8	Racing	Solid	4	30	120	0.54	16.8	0.26	087295154427	087295054420	10087295054427
7763	R7376-9	Racing	Solid	4	30	120	0.54	16.8	0.26	087295177631	087295077634	10087295077631
5501	R7420-10	Racing	Solid	4	30	120	0.631	19.42	0.32	087295155011	087295055014	10087295055011
4857	R7420-105	Racing	Solid	4	30	120	0.631	19.42	0.32	087295148570	087295048573	10087295048570
7756	R7420-11	Racing	Solid	4	30	120	0.631	19.42	0.32	087295177563	087295077566	10087295077563
6448	R7420-9	Racing	Solid	4	30	120	0.631	19.42	0.32	087295164488	087295064481	10087295064488
4891	R7433-10	Racing	Solid	4	30	120	0.452	14.15	0.26	087295148914	087295048917	10087295048914
4889	R7433-8	Racing	Solid	4	30	120	0.452	14.15	0.26	087295148891	087295048894	10087295048891
4660	R7433-9	Racing	Solid	4	30	120	0.452	14.15	0.26	087295146606	087295046609	10087295046606
4894	R7434-10	Racing	Solid	4	30	120	0.452	14.15	0.26	087295148945	087295048948	10087295048945
4897	R7435-10	Racing	Solid	4	30	120	0.452	14.15	0.26	087295148976	087295048979	10087295048976
4895	R7435-8	Racing	Solid	4	30	120	0.452	14.15	0.26	087295148952	087295048955	10087295048952
4896	R7435-9	Racing	Solid	4	30	120	0.452	14.15	0.26	087295148969	087295048962	10087295048969
4901	R7437-8	Racing	Solid	4	30	120	0.498	15.45	0.32	087295149010	087295049013	10087295049010
4654	R7437-9	Racing	Solid	4	30	120	0.498	15.45	0.32	087295146545	087295046548	10087295046545
4657	R7438-10	Racing	Solid	4	30	120	0.498	15.45	0.32	087295146576	087295046579	10087295046576
4905	R7438-8	Racing	Solid	4	30	120	0.498	15.45	0.32	087295149058	087295049051	10087295049058
4656	R7438-9	Racing	Solid	4	30	120	0.498	15.45	0.32	087295146569	087295046562	10087295046569

Packaging Specifications

NGK STK NO.	NGK PART NO.	PRODUCT CLASS	TERMINAL TYPE	NO. OF PLUGS PER BOX	NO. OF BOXES PER CASE	NO. OF PLUGS PER CASE	WEIGHT PER BOX (LBS)	TOTAL WEIGHT PER CASE (LBS)	CASE DIM (CU. FT.)	SINGLE PLUG UPC NUMBER	4, 6, 10, 25PK. BAR CODE	CASE UPC NUMBER
4282	R7440A-10L	Racing	Solid	4	30	120	0.631	19.42	0.32	087295142820	087295042823	10087295042820
3795	R7440A-9L	Racing	Solid	4	30	120	0.631	19.42	0.32	087295137956	087295037959	10087295037956
5009	R7440B-10T	Racing	Solid	4	30	120	0.631	19.42	0.32	087295150092	087295050095	10087295050092
5495	R7440B-11T	Racing	Solid	4	30	120	0.631	19.42	0.32	087295154953	087295054956	10087295054953
95746	R8102B-10	Racing	Solid	10	20	100	2.024	41.41	0.4	087295957462	087295857465	10087295857462
4653	R847-11	Racing	Stud	4	30	120	0.32	10.18	0.26	087295146538	087295046531	10087295046538
6700	RE7C-L	Import	Solid	4	30	120	0.624	19.24	0.29	087295167007	087295067000	10087295067007
6701	RE9B-T	Import	Solid	4	30	120	0.624	19.24	0.29	087295167014	087295067017	10087295067014
127	SIFR6A11	Import	Solid	4	30	120	0.444	13.93	0.26	087295101278	087295001271	10087295001278
93618	SIKR9A7	Domestic	Solid	4	30	120	0.444	13.93	0.26	087295936184	087295836187	10087295836184
7913	SILFR6A	Import	Solid	4	30	120	0.492	15.27	0.29	087295179130	087295079133	10087295079130
5468	SILFR6A11	Import	Solid	4	30	120	0.492	15.27	0.29	087295154687	087295054680	10087295054687
373	SILFR6B8	Import	Solid	4	30	120	0.492	15.27	0.29	087295103739	087295003732	10087295003739
7505	SILFR6C11	Import	Solid	4	30	120	0.492	15.27	0.29	087295175057	087295075050	10087295075057
1402	SILKR8A-S	Import	Solid	4	30	120	0.404	12.62	0.29	087295114025	087295014028	10087295014025
95705	SILKR8B8DS	Import	Solid	4	30	120	0.404	12.62	0.29	087295957059	087295857052	10087295857059
7764	SILMAR10A9S	Motorcycle	Solid	4	30	120	0.404	12.62	0.29	087295177648	087295077641	10087295077648
6213	SILMAR9A9S	Motorcycle	Solid	4	30	120	0.404	12.62	0.29	087295162132	087295062135	10087295062132
95399	SILMAR9B9	Motorcycle	Stud	4	30	120	0.404	12.62	0.29	087295953990	087295853993	10087295853990
95369	SILTR6A7G	Domestic	Solid	4	30	120	0.448	13.94	0.29	087295953693	087295853696	10087295853693
93482	SILZKAR7B11	Import	Solid	4	30	120	0.404	12.62	0.29	087295934821	087295834824	10087295834821
93476	SILZKAR7E8S	Import	Solid	4	30	120	0.404	12.62	0.29	087295934762	087295834763	10087295834760
97506	SILZKBR8D8S	Import	Solid	4	30	120	0.404	12.62	0.29	087295975060	087295875063	10087295875060
96987	SILZKBR8E8S	Import	Solid	4	30	120	0.404	12.62	0.29	087295969878	087295869871	10087295869878
95875	SILZKFR8D7S	Import	Special	4	30	120	0.404	12.62	0.29	087295958759	087295858752	10087295858759
90654	SILZKFR8E7S	Import	Special	4	30	120	0.404	12.62	0.29	087295906545	087295806548	10087295806545
93815	SILZKR6B10E	Import	Solid	4	30	120	0.404	12.62	0.29	087295938157	087295838150	10087295838157
6215	SILZKR6B11	Import	Solid	4	30	120	0.404	12.62	0.29	087295162156	087295062159	10087295062156
91568	SILZKR6D8E	Import	Solid	4	30	120	0.404	12.62	0.29	087295915684	087295815687	10087295815684
9723	SILZKR7B11	Import	Solid	4	30	120	0.404	12.62	0.29	087295197233	087295097236	10087295097233
93411	SILZKR7B8E	Import	Solid	4	30	120	0.404	12.62	0.29	087295934111	087295834114	10087295834111
93655	SILZKR7E8EG	Import	Solid	4	30	120	0.4	12.6	0.26	087295936559	087295836552	10087295836559
91467	SILZKR7E9G	Import	Solid	4	30	120	0.4	12.6	0.26	087295914670	087295814673	10087295814670
91064	SIMR8A9	Motorcycle	Stud	4	30	120	0.312	9.96	0.26	087295910641	087295810644	10087295810641
1555	SIZKBR8A8HS	Import	Solid	4	30	120	0.404	12.62	0.29	087295115558	087295015551	10087295015558
92264	SPMR8A6HDG	Import	Solid	4	30	120	0.312	9.96	0.26	087295922644	087295822647	10087295822644
3754	TR4	Domestic	Solid	4	30	120	0.4	12.85	0.45	087295137543	087295037546	10087295037543
5684	TR45-1GP	Domestic	Solid	4	30	120	0.4	12.6	0.26	087295156841	087295056844	10087295056841
6744	TR45-1IX	Domestic	Solid	4	30	120	0.4	12.6	0.26	087295167441	087295067444	10087295067441
2815	TR4GP	Domestic	Solid	4	30	120	0.4	12.6	0.26	087295128152	087295028155	10087295028152
7300	TR4IX	Domestic	Solid	4	30	120	0.4	12.6	0.26	087295173008	087295073001	10087295073008
2238	TR5	Domestic	Loose	4	30	120	0.4	12.85	0.45	087295122389	087295022382	10087295022389
7060	TR5-1	Domestic	Solid	4	30	120	0.4	12.85	0.45	087295170601	087295070604	10087295070601
3716	TR5-1GP	Domestic	Solid	4	30	120	0.4	12.6	0.26	087295137161	087295037164	10087295037161
7243	TR5-1IX	Domestic	Solid	4	30	120	0.4	12.6	0.26	087295172438	087295072431	10087295072438
3951	TR55	Domestic	Solid	4	30	120	0.4	12.85	0.45	087295139516	087295039519	10087295039516
2683	TR55-1	Domestic	Solid	4	30	120	0.4	12.85	0.45	087295126837	087295026830	10087295026837
7159	TR55-1GP	Domestic	Solid	4	30	120	0.4	12.6	0.26	087295171592	087295071595	10087295071592
7316	TR55-1IX	Domestic	Solid	4	30	120	0.4	12.6	0.26	087295173169	087295073162	10087295073169
3403	TR55GP	Domestic	Solid	4	30	120	0.4	12.6	0.26	087295134030	087295034033	10087295034030
7164	TR55IX	Domestic	Solid	4	30	120	0.4	12.6	0.26	087295171646	087295071649	10087295071646
90813	TR5A1-13	Import	Solid	4	30	120	0.4	12.6	0.26	087295908136	087295808139	10087295808136
93858	TR5BP12	Domestic	Solid	4	30	120	0.4	12.6	0.26	087295938584	087295838587	10087295838584
92838	TR5C-12	Domestic	Solid	4	30	120	0.4	12.51	0.29	087295928387	087295728380	10087295728380
3186	TR5GP	Domestic	Solid	4	30	120	0.4	12.6	0.26	087295131862	087295031865	10087295031862
7397	TR5IX	Domestic	Solid	4	30	120	0.4	12.6	0.26	087295173978	087295073971	10087295073978
4177	TR6	Domestic	Solid	4	30	120	0.4	12.85	0.45	087295141779	087295041772	10087295041779
3692	TR65IX	Domestic	Solid	4	30	120	0.4	12.6	0.26	087295136928	087295036921	10087295036928
5809	TR6AP-13	Domestic	Solid	4	30	120	0.4	12.6	0.26	087295158098	087295058091	10087295058098
4968	TR6AP-13E	Import	Solid	4	30	120	0.4	12.6	0.26	087295149683	087295049686	10087295049683
5141	TR6GP	Domestic	Solid	4	30	120	0.4	12.6	0.26	087295151419	087295051412	10087295051419

Packaging Specifications

NGK STK NO.	NGK PART NO.	PRODUCT CLASS	TERMINAL TYPE	NO. OF PLUGS PER BOX	NO. OF BOXES PER CASE	NO. OF PLUGS PER CASE	WEIGHT PER BOX (LBS)	TOTAL WEIGHT PER CASE (LBS)	CASE DIM (CU. FT.)	SINGLE PLUG UPC NUMBER	4, 6, 10, 25PK. BAR CODE	CASE UPC NUMBER
3689	TR6IX	Domestic	Solid	4	30	120	0.4	12.6	0.26	087295136898	087295036891	10087295036898
3690	TR7IX	Domestic	Solid	4	30	120	0.4	12.6	0.26	087295136904	087295036907	10087295036904
3691	TR8IX	Domestic	Solid	4	30	120	0.4	12.6	0.26	087295136911	087295036914	10087295036911
6630	UR4	Domestic	Solid	4	30	120	0.356	11.53	0.45	087295166307	087295066300	10087295066307
6945	UR45	Domestic	Solid	4	30	120	0.356	11.53	0.45	087295169452	087295069455	10087295069452
3207	UR45GP	Domestic	Solid	4	30	120	0.356	11.28	0.26	087295132074	087295032077	10087295032074
7559	UR45IX	Domestic	Solid	4	30	120	0.356	11.28	0.26	087295175590	087295075593	10087295075590
2869	UR4GP	Domestic	Solid	4	30	120	0.356	11.28	0.26	087295128695	087295028698	10087295028695
7401	UR4IX	Domestic	Solid	4	30	120	0.356	11.28	0.26	087295174012	087295074015	10087295074012
2771	UR5	Domestic	Solid	4	30	120	0.356	11.53	0.45	087295127711	087295027714	10087295027711
2248	UR55	Domestic	Solid	4	30	120	0.356	11.53	0.45	087295122488	087295022481	10087295022488
7272	UR55IX	Domestic	Solid	4	30	120	0.356	11.28	0.26	087295172728	087295072721	10087295072728
3547	UR5GP	Domestic	Solid	4	30	120	0.356	11.28	0.26	087295135471	087295035474	10087295035471
7177	UR5IX	Domestic	Solid	4	30	120	0.356	11.28	0.26	087295171776	087295071779	10087295071776
7773	UR6	Domestic	Solid	4	30	120	0.356	11.53	0.45	087295177730	087295077733	10087295077730
7966	UR6GP	Domestic	Solid	4	30	120	0.356	11.28	0.26	087295179666	087295079669	10087295079666
7348	UR6IX	Domestic	Solid	4	30	120	0.356	11.28	0.26	087295173480	087295073483	10087295073480
4652	WR4-1	Domestic	Solid	4	30	120	0.621	19.47	0.45	087295146521	087295046524	10087295046521
2438	WR5	Domestic	Solid	4	30	120	0.621	19.47	0.45	087295124383	087295024386	10087295024383
7510	WR5IX	Domestic	Solid	4	30	120	0.577	17.9	0.26	087295175101	087295075104	10087295075101
5858	XR4	Domestic	Solid	4	30	120	0.489	15.5	0.45	087295158586	087295058589	10087295058586
4536	XR45	Domestic	Solid	4	30	120	0.489	15.5	0.45	087295145364	087295045367	10087295045364
7293	XR45IX	Domestic	Solid	4	30	120	0.489	15.25	0.26	087295172933	087295072936	10087295072933
7189	XR4IX	Domestic	Solid	4	30	120	0.489	15.25	0.26	087295171899	087295071892	10087295071899
3332	XR5	Domestic	Solid	4	30	120	0.489	15.5	0.45	087295133323	087295033326	10087295033323
7355	XR5IX	Domestic	Solid	4	30	120	0.489	15.25	0.26	087295173558	087295073551	10087295073558
8926	Y1002AS	Glow Plug	Pin	10	10	100	0.974	10.52	0.34	087295189269	087295089262	10087295089269
97627	Y1021J	Glow Plug	Stud	10	20	200	0.651	13.6	0.33	087295976272	087295876275	10087295876272
6125	Y-103	Glow Plug	Stud	10	20	200	0.669	13.95	0.33	087295161258	087295061251	10087295061258
97788	Y1032AS	Glow Plug	Stud	10	10	100	1.009	10.71	0.39	087295977880	087295877883	10087295877880
90046	Y1033AS	Glow Plug	Stud	10	10	100	1.009	10.71	0.39	087295900468	087295800461	10087295800468
97928	Y1037J	Glow Plug	Stud	10	10	100	0.864	9.42	0.34	087295979280	087295879283	10087295879280
6325	Y-103K	Glow Plug	Stud	10	20	200	0.603	12.64	0.33	087295163252	087295063255	10087295063252
2031	Y-103V	Glow Plug	Stud	10	20	200	0.63	13.18	0.33	087295120316	087295020319	10087295020316
6425	Y-104	Glow Plug	Stud	10	20	200	0.692	14.42	0.33	087295164259	087295064252	10087295064259
6525	Y-106-1	Glow Plug	Stud	10	20	200	0.603	12.64	0.33	087295165256	087295065259	10087295065256
6926	Y-106V	Glow Plug	Stud	10	20	200	0.581	12.2	0.33	087295169261	087295069264	10087295069261
6625	Y-107-1	Glow Plug	Stud	10	20	200	0.809	16.75	0.33	087295166253	087295066256	10087295066253
1229	Y-107R	Glow Plug	Stud	10	20	200	0.648	13.52	0.33	087295112298	087295012291	10087295012298
6628	Y-107V	Glow Plug	Stud	10	20	200	0.67	13.97	0.33	087295166284	087295066287	10087295066284
6825	Y-110	Glow Plug	Stud	10	20	200	0.713	14.83	0.33	087295168257	087295068250	10087295068257
2531	Y-112M1	Glow Plug	Stud	10	20	200	0.647	13.51	0.33	087295125311	087295025314	10087295025311
1132	Y-112RS1	Glow Plug	Stud	10	20	200	0.647	13.52	0.33	087295111321	087295011324	10087295011321
1232	Y-112TS	Glow Plug	Stud	10	20	200	0.735	15.27	0.33	087295112328	087295012321	10087295012328
5162	Y-113V	Glow Plug	Stud	10	20	200	0.713	14.83	0.33	087295151624	087295051627	10087295051624
6528	Y-114T	Glow Plug	Stud	10	20	200	0.697	14.5	0.33	087295165287	087295065280	10087295065287
2161	Y-115R1	Glow Plug	Stud	10	20	200	0.741	15.39	0.33	087295121610	087295021613	10087295021610
2930	Y-117RS	Glow Plug	Stud	10	20	200	0.814	16.85	0.33	087295129302	087295029305	10087295029302
2187	Y-118R	Glow Plug	Stud	10	20	200	0.692	14.42	0.33	087295121870	087295021873	10087295021870
7465	Y-119V	Glow Plug	Stud	10	10	100	1.084	11.62	0.34	087295174654	087295074657	10087295074654
6925	Y-122	Glow Plug	Stud	10	20	200	0.736	15.29	0.33	087295169254	087295069257	10087295069254
7492	Y-146R	Glow Plug	Stud	10	20	200	0.758	15.74	0.33	087295174920	087295074923	10087295074920
7493	Y-147T	Glow Plug	Stud	10	20	200	0.78	16.18	0.33	087295174937	087295074930	10087295074937
6766	Y-149	Glow Plug	Stud	10	20	200	0.581	12.2	0.33	087295167663	087295067666	10087295067663
7125	Y-154	Glow Plug	Stud	10	20	200	0.758	15.74	0.33	087295171257	087295071250	10087295071257
3226	Y-202-2	Glow Plug	Stud	10	20	200	1.154	23.66	0.33	087295132265	087295032268	10087295032265
2532	Y-203	Glow Plug	Stud	1	36	36	N/A	7.48	0.33	087295125328	087295025321	10087295025328
7728	Y-203V	Glow Plug	Stud	1	36	36	N/A	8.19	0.33	087295177280	087295077283	10087295077280
4573	Y-204RS	Glow Plug	Stud	10	20	200	0.679	14.15	0.33	087295145739	087295045732	10087295045739
3829	Y-204TS1	Glow Plug	Stud	10	20	200	0.701	14.59	0.33	087295138298	087295038291	10087295038298
1239	Y-207T	Glow Plug	Stud	10	20	200	0.606	12.69	0.33	087295112397	087295012390	10087295012397

NGK STK NO.	NGK PART NO.	PRODUCT CLASS	TERMINAL TYPE	NO. OF PLUGS PER BOX	NO. OF BOXES PER CASE	NO. OF PLUGS PER CASE	WEIGHT PER BOX (LBS)	TOTAL WEIGHT PER CASE (LBS)	CASE DIM (CU. FT.)	SINGLE PLUG UPC NUMBER	4, 6, 10, 25PK. BAR CODE	CASE UPC NUMBER
1250	Y-208T	Glow Plug	Stud	10	20	200	0.76	15.77	0.33	087295112502	087295012505	10087295012502
7467	Y-271-2	Glow Plug	Stud	10	10	100	1.592	16.7	0.34	087295174678	087295074671	10087295074678
7238	Y-301V	Glow Plug	Stud	10	10	100	1.084	11.62	0.34	087295172384	087295072387	10087295072384
3079	Y-303	Glow Plug	Stud	10	20	200	0.692	14.41	0.33	087295130797	087295030790	10087295030797
6244	Y-306R	Glow Plug	Stud	10	20	200	0.648	13.53	0.33	087295162446	087295062449	10087295062446
4646	Y-314	Glow Plug	Stud	10	20	200	0.608	12.74	0.33	087295146460	087295046463	10087295046460
97190	Y4002J	Glow Plug	Stud	10	10	100	0.974	10.52	0.34	087295971901	087295871904	10087295871901
2226	Y-401-3	Glow Plug	Stud	10	10	100	1.354	14.28	0.34	087295122266	087295022269	10087295022266
5616	Y-408JS	Glow Plug	Stud	10	10	100	0.996	10.74	0.34	087295156162	087295056165	10087295056162
91712	Y-510R	Glow Plug	Stud	10	20	200	0.651	13.6	0.33	087295917121	087295817124	10087295817121
6600	Y-543J	Glow Plug	Pin	10	10	100	0.929	10.08	0.34	087295166000	087295066003	10087295066000
8756	Y-608J	Glow Plug	Stud	10	10	100	1.209	13.19	0.34	087295187562	087295087565	10087295087562
7464	Y-701R	Glow Plug	Stud	10	20	200	0.648	13.52	0.33	087295174647	087295074640	10087295074647
2765	Y-701RS	Glow Plug	Stud	10	20	200	0.648	13.52	0.33	087295127650	087295027653	10087295027650
1065	Y-702R	Glow Plug	Stud	10	20	200	0.63	13.18	0.33	087295110652	087295010655	10087295010652
2966	Y-702U	Glow Plug	Stud	10	20	200	0.651	13.6	0.33	087295129661	087295029664	10087295029661
3782	Y-703R	Glow Plug	Stud	10	20	200	0.774	16.06	0.33	087295137826	087295037829	10087295037826
3041	Y-706R	Glow Plug	Stud	10	20	200	0.626	13.09	0.33	087295130414	087295030417	10087295030414
4937	Y-707RS	Glow Plug	Stud	10	20	200	0.714	14.85	0.33	087295149379	087295049372	10087295049379
3238	Y-709R	Glow Plug	Stud	10	20	200	0.626	13.08	0.33	087295132388	087295032381	10087295032388
7880	Y-710J	Glow Plug	Stud	10	20	200	0.648	13.53	0.33	087295178805	087295078808	10087295078805
5264	Y-711J	Glow Plug	Stud	10	20	200	0.67	13.97	0.33	087295152645	087295052648	10087295052645
4693	Y-716RS	Glow Plug	Stud	10	20	200	0.648	13.52	0.33	087295146934	087295046937	10087295046934
6900	Y-719RS1	Glow Plug	Stud	10	20	200	0.758	15.74	0.33	087295169001	087295069004	10087295069001
5392	Y-720U1	Glow Plug	Stud	10	20	200	0.67	13.97	0.33	087295153925	087295053928	10087295053925
5909	Y-732J	Glow Plug	Pin	10	20	200	0.626	13.08	0.33	087295159095	087295059098	10087295059095
4705	Y-745U	Glow Plug	Pin	10	10	100	0.886	9.64	0.34	087295147054	087295047057	10087295047054
6198	Y-752M	Glow Plug	Stud	10	20	200	0.709	14.75	0.33	087295161982	087295061985	10087295061982
4018	Y-757RS	Glow Plug	Stud	10	20	200	0.714	14.85	0.33	087295140185	087295040188	10087295040185
4143	Y-766MS	Glow Plug	Stud	10	20	200	0.493	10.44	0.33	087295141434	087295041437	10087295041434
2831	Y-809-1	Glow Plug	Stud	10	10	100	2.012	20.86	0.34	087295128312	087295028315	10087295028312
6929	Y-810	Glow Plug	Stud	10	10	100	2.012	20.86	0.34	087295169292	087295069295	10087295069292
5326	Y-874-1	Glow Plug	Stud	10	20	200	1.922	39.19	0.34	087295153260	087295053263	10087295053260
3704	Y-918J	Glow Plug	Stud	10	20	200	0.581	12.2	0.33	087295137048	087295037041	10087295037048
3473	Y-924J	Glow Plug	Stud	10	20	200	0.648	13.52	0.33	087295134733	087295034736	10087295034733
5740	Y-925J	Glow Plug	Pin	10	10	100	1.128	12.06	0.34	087295157404	087295057407	10087295057404
5045	Y-925R	Glow Plug	Pin	10	10	100	1.128	12.06	0.34	087295150450	087295050453	10087295050450
5568	Y-930U	Glow Plug	Pin	10	10	100	1.172	12.5	0.34	087295155684	087295055687	10087295055684
5727	YA01	Glow Plug	Stud	10	20	200	0.493	10.44	0.33	087295157275	087295057278	10087295057275
2649	YE01	Glow Plug	Stud	10	20	200	0.471	10	0.33	087295126493	087295026496	10087295026493
7052	YR5	Domestic	Solid	4	30	120	0.356	11.53	0.45	087295170526	087295070529	10087295070526
7240	YR55	Domestic	Solid	4	30	120	0.356	11.53	0.45	087295172407	087295072400	10087295072407
7588	YR55IX	Domestic	Solid	4	30	120	0.356	11.28	0.26	087295175880	087295075883	10087295075880
2953	YR5GP	Domestic	Solid	4	30	120	0.356	11.28	0.26	087295129531	087295029534	10087295029531
7516	YR5IX	Domestic	Solid	4	30	120	0.356	11.28	0.26	087295175163	087295075166	10087295075163
4043	ZFR4F-11	Import	Solid	4	30	120	0.444	14.18	0.45	087295140437	087295440438	10087295440435
5084	ZFR5A-11	Import	Solid	4	30	120	0.444	14.18	0.45	087295150849	087295450840	10087295450847
92041	ZFR5AP	Domestic	Solid	4	30	120	0.448	14.03	0.26	087295920411	087295820414	10087295820411
4936	ZFR5D-11	Import	Solid	4	30	120	0.444	14.18	0.45	087295149362	087295449363	10087295449360
4435	ZFR5E-11	Import	Solid	4	30	120	0.444	14.18	0.45	087295144350	087295444351	10087295444358
7096	ZFR5EGP	Import	Solid	4	30	120	0.444	13.93	0.26	087295170960	087295070963	10087295070960
7558	ZFR5F	Import	Solid	4	30	120	0.444	13.93	0.26	087295175583	087295075586	10087295075583
2262	ZFR5F-11	Import	Solid	4	30	120	0.444	14.18	0.45	087295122624	087295422625	10087295422622
7098	ZFR5FGP	Import	Solid	4	30	120	0.444	13.93	0.26	087295170984	087295070987	10087295070984
2477	ZFR5FIX-11	Import	Solid	4	30	120	0.444	13.93	0.26	087295124772	087295024775	10087295024772
5584	ZFR5J-11	Import	Solid	4	30	120	0.444	14.18	0.45	087295155844	087295455845	10087295455842
7781	ZFR5LP-13G	Domestic	Solid	4	30	120	0.448	13.94	0.29	087295177815	087295077818	10087295077815
3459	ZFR5N	Domestic	Solid	4	30	120	0.448	13.94	0.29	087295134597	087295034590	10087295034597
1041	ZFR6A-11	Import	Solid	4	30	120	0.444	14.18	0.45	087295110416	087295410417	10087295410414
7094	ZFR6AGP	Import	Solid	4	30	120	0.444	13.93	0.26	087295170946	087295070949	10087295070946
4291	ZFR6F-11	Import	Solid	4	30	120	0.444	14.18	0.45	087295142912	087295442913	10087295442910

Packaging Specifications

NGK STK NO.	NGK PART NO.	PRODUCT CLASS	TERMINAL TYPE	NO. OF PLUGS PER BOX	NO. OF BOXES PER CASE	NO. OF PLUGS PER CASE	WEIGHT PER BOX (LBS)	TOTAL WEIGHT PER CASE (LBS)	CASE DIM (CU. FT.)	SINGLE PLUG UPC NUMBER	4, 6, 10, 25PK. BAR CODE	CASE UPC NUMBER
90760	ZFR6F-11 BLYB	Marine	Solid	6	30	180	0.757	23.69	1.01	087295807606	087295707609	10087295807603
6987	ZFR6F-11G	Domestic	Solid	4	30	120	0.444	13.93	0.26	087295169872	087295069875	10087295069872
7100	ZFR6FGP	Import	Solid	4	30	120	0.444	13.93	0.26	087295171004	087295071007	10087295071004
6441	ZFR6FIX-11	Import	Solid	4	30	120	0.444	13.93	0.26	087295164419	087295064412	10087295064419
5585	ZFR6J-11	Import	Solid	10	20	200	1.094	22.72	0.45	087295155851	087295055854	10087295055851
90318	ZFR6U-9	Import	Solid	10	20	200	1.081	22.45	0.45	087295903186	087295803189	10087295803186
5913	ZFR7F	Import	Solid	10	20	200	1.094	22.72	0.45	087295159132	087295059135	10087295059132
6855	ZFR7F-11	Import	Solid	4	30	120	0.444	13.93	0.26	087295168554	087295068557	10087295068554
5077	ZGR5A	Import	Loose	4	30	120	0.536	16.59	0.29	087295150771	087295450772	10087295450779
7102	ZGR5AGP	Import	Solid	4	30	120	0.536	16.59	0.29	087295171028	087295071021	10087295071028
6334	ZGR5C	Motorcycle	Solid	10	20	200	1.322	27.38	0.5	087295163344	087295063347	10087295063344
6914	ZMR7AP	Motorcycle	Solid	4	30	120	0.356	11.28	0.26	087295169148	087295069141	10087295069148
1698	ZNAR6AGP	Domestic	Solid	4	30	120	0.36	11.3	0.29	087295116982	087295016985	10087295016982
372	ZNAR6AIX-11	Domestic	Solid	4	30	120	0.36	11.3	0.29	087295103722	087295003725	10087295003722
7554	ZNAR7AIX	Domestic	Solid	4	30	120	0.36	11.3	0.29	087295175545	087295075548	10087295075545

Part Number to Stock Number

NGK PART NO.	NGK STK NO.	NGK PART NO.	NGK STK NO.	NGK PART NO.	NGK STK NO.	NGK PART NO.	NGK STK NO.	NGK PART NO.	NGK STK NO.
A6FS	2210	BCPR5EGP	7086	BKR6EKUB	7969	BP6ES SOLID	4007	BPR4EY	3432
AB-2	3020	BCPR5EIX	5688	BKR6EKUE	6292	BP6ES-11	7334	BPR4HS	7823
AB-6	2910	BCPR5EIX-11	3306	BKR6E-N-11	5724	BP6ET	1263	BPR4HS-10	5024
AB-7	3010	BCPR5EP-11	2097	BKR6EP-11	2978	BP6EY	7727	BPR5EA-L-11	7532
AB-8	7909	BCPR5EP-8	2950	BKR6EP-8	2215	BP6HS	7331	BPR5EFS-13	2359
AP7FS	2127	BCPR5ES	6130	BKR6EQUA	5767	BP6HS-10	6326	BPR5EGP	7082
AP8FS	2227	BCPR5ES-11	6696	BKR6EQUP	3199	BP7EFS	3526	BPR5EIX	6597
AR6FS	3323	BCPR5EY	1266	BKR6ES	6364	BP7ES	1034	BPR5EIX-11	2115
B10EG	3630	BCPR5EY-11	2441	BKR6ES-11	5553	BP7ES SOLID	3995	BPR5EY	1233
B10EGP	5224	BCPR6E	3735	BKR6EY	3696	BP7ES-11	2712	BPR5EP-11	3971
B10EGV	5927	BCPR6E-11	5632	BKR6EYA	7990	BP7HS	5111	BPR5ES	7734
B10ES	7928	BCPR6EGP	7088	BKR6EZB	4293	BP7HS-10	7829	BPR5ES BLYB	6773
B10HS	2399	BCPR6EIX	5689	BKR7E	4644	BP8ES	2912	BPR5ES SOLID	4006
B-2	3110	BCPR6EIX-11	4919	BKR7E-11	5791	BP8ES SOLID	3994	BPR5ES-11	7634
B2-LM	1147	BCPR6EP-11	3350	BKR7E-E	4776	BP8H-N-10	4838	BPR5EY	1233
B2-LM S25	740	BCPR6EP-13	3837	BKR7EIX	2667	BP8H-N-10 BLYB	1505	BPR5EY BL1	3664
B2LMY BL1	4146	BCPR6EP-N-11	4497	BKR7EIX-11	6988	BP8H-N-10 S25	710	BPR5EY-11	6937
B-4	3210	BCPR6EP-N-8	5275	BKR7EKC-N	2095	BP8HS	2630	BPR5HS	6222
B4ES	4129	BCPR6ES	2330	BKR7EY	5881	BP8HS-10	3823	BPR6EFS	3623
B-4H	4110	BCPR6ES-11	6779	BKR7EQUP	4285	BP8HS-15	6729	BPR6EFS S25	1006
B-4L	3112	BCPR6EY-11	3720	BKR7ES-11	4952	BP9ES	7526	BPR6EGP	7084
B4-LM	3410	BCPR6EY-N-11	6262	BKR8EIX	2668	BPM4A	5928	BPR6EIX	6637
B4-LM S25	741	BCPR7EIX	5690	BKR9EIX	2669	BPM6A	7021	BPR6EIX-11	3903
B4LMY BL1	6150	BCPR7EIX-11	5691	BKUR6ET	7808	BPM6A S25	747	BPR6EKN	6757
B5ES	6410	BCPR7ES	6282	BKUR6ET-10	2397	BPM6A-10	6026	BPR6ES	7131
B5HS	4210	BCPR7ES-11	1095	BKUR6ETB	6992	BPM6F	5950	BPR6ES BLYB	6775
B6ES	7432	BCPR7ET	5509	BKUR7ET	5496	BPM6F BLYB	6753	BPR6ES SOLID	4008
B6ES-11	7910	BCPR7EY-11	1271	BM4A	5628	BPM6Y	4562	BPR6ES-11	7133
B6HS	7534	BKR4E	4421	BM4A SOLID	4000	BPM7A	7321	BPR6EY	6427
B6HS-10	1052	BKR4E-11	5424	BM4Y BL1	4739	BPM7A S25	748	BPR6EY BL1	2489
B-6L	3212	BKR4EIX	5693	BM6A	5921	BPM7A SOLID	7472	BPR6EY-11	6261
B6S	3510	BKR4ESA-11	7755	BM6A S25	744	BPM7Y	4921	BPR6FS	2623
B7ES	1111	BKR5E	7938	BM6A SOLID	6021	BPM7Y BL1	2101	BPR6HIX	4085
B7ES SOLID	2877	BKR5E BL1	5393	BM6F	6221	BPM7Y S25	1187	BPR6HS	7022
B7ES-11	2311	BKR5E BLYB	6719	BM6F BLYB	6720	BPM8Y	2057	BPR6HS-10	2633
B7HS	5110	BKR5E S25	1172	BM6FY BL1	2967	BPM8Y S25	1193	BPR6HSA	4632
B7HS-10	2129	BKR5E-11	6953	BM6Y BL1	5466	BPM8Y SOLID	92628	BPR7EIX	4055
B7HS-10 S25	704	BKR5EGP	7090	BM7A	6521	BPM8Y SOLID	5574	BPR7ES	5534
B7S	3710	BKR5EIX	6341	BM7A BLYB	6746	BPMR4A SOLID	5113	BPR7ES SOLID	3785
B8EFS	1049	BKR5EIX-11	5464	BM7F	6421	BPMR4A-10	6328	BPR7ES-11	7226
B8EG	3430	BKR5EK	7797	BM7Y BL1	3147	BPMR6A	6726	BPR7HIX	5944
B8EG SOLID	3997	BKR5EKB-11	3967	BMR2A	7677	BPMR6A BLYB	6759	BPR7HS	6422
B8EGV	5627	BKR5EKPB-11	4302	BMR2A SOLID	4013	BPMR6A S25	1194	BPR7HS BLYB	1503
B8ES	2411	BKR5EY	7390	BMR2A-10	4452	BPMR6A-10	1029	BPR7HS-10	1092
B8ES SOLID	3683	BKR5EKUP	2890	BMR4A	5728	BPMR6F	1270	BPR8EIX	6684
B8HS	5510	BKR5E-N-11	2391	BMR4A BLYB	6743	BPMR6Y BL1	5414	BPR8ES	3923
B8HS-10	5126	BKR5EP-11	3440	BMR4A S25	1174	BPMR7A	4626	BPR8ES-6	93427
B8HS-10 S25	705	BKR5ES	2460	BMR4A SOLID	4004	BPMR7A BLYB	6761	BPR8HIX	6742
B8S	3810	BKR5ES-11	2382	BMR6A	7421	BPMR7A S25	1195	BPR8HS	3725
B9EFS	1085	BKR5ESA-11	5643	BMR6A BLYB	6749	BPMR7A SOLID	6703	BPR9EIX	6853
B9EG	3530	BKR5EY	7390	BMR6A S25	1184	BPMR7Y	1589	BPR9ES	7788
B9EG SOLID	3998	BKR5EY-11	6745	BMR6A SOLID	4002	BPMR8Y	2218	BPR9ES BLYB	1508
B9EGV	5827	BKR5EYA	2087	BMR7A	4226	BPMR8Y BL1	5395	BPZ8H-N-10	4495
B9ES	2611	BKR5EYA-11	2526	BP4ES	6928	BPMR8Y BLYB	6763	BPZ8H-N-10 S25	1018
B9ES SOLID	7148	BKR6E	6962	BP4HS	3611	BPR2ES	2264	BPZ8HS-10	3133
B9HS	5810	BKR6E-11	2756	BP4HS-10	5011	BPR2ES BLYB	6770	BPZ8HS-10 BLYB	1506
B9HS-10	3626	BKR6EGP	7092	BP5EA-L	7834	BPR2ES S25	1196	BPZ8HS-10 S25	1107
BCP4ES-11	1086	BKR6EIX	6418	BP5ES	7832	BPR2ES SOLID	2015	BPZ8HS-15	3180
BCP5ES	7496	BKR6EIX-11	3764	BP5ES SOLID	2140	BPR4ES	7222	BR10ECM	4234
BCP6ES	4930	BKR6EK	2288	BP5ES-11	7732	BPR4ES SOLID	6578	BR10ECMIX	3006
BCP6ES-11	7210	BKR6EKC	4959	BP5EY	7327	BPR4ES-11	4224	BR10ECS	5940
BCP6ET	4563	BKR6EKE	5649	BP5HS	4111	BPR4ES-H	1671		
BCP7ES	5030	BKR6EKPB-11	3452	BP6EF	4666				
BCPR5E-11	1273	BKR6EY	6993	BP6ES	7333				

Part Number to Stock Number

NGK PART NO.	NGK STK NO.	NGK PART NO.	NGK STK NO.	NGK PART NO.	NGK STK NO.	NGK PART NO.	NGK STK NO.	NGK PART NO.	NGK STK NO.
BR10EG	3830	BR8HS-10 BLYB	1468	C7E	5096	CR8EH-9	5666	DILKAR6A11	9029
BR10EG SOLID	3993			C7HSA	4629	CR8EHIX-9	3797	DILKAR7B11	1406
BR10EIX	6801	BR8HS-10 S25	709	C8E	7471	CR8EIA-10	4708	DILKAR7C9H	91215
BR10EIX SOLID	6957	BR8HSA	5539	C8EH-9	7473	CR8EIA-9	4286	DILKAR7G11GS	91578
BR10ES	4832	BR9ECM	3252	C8HA	2168	CR8EIB-10	4948	DILKAR7H11GS	96964
BR10ES SOLID	4684	BR9ECMIX	2707	C8HSA	6821	CR8EIB-9	5258	DILKAR8A8	93026
BR10EYA	7613	BR9ECS	4677	C9E	7499	CR8EIX	4218	DILKR6D11G	95264
BR10HIX	6692	BR9ECS-5	6669	CM-6	5812	CR8EK	3478	DILKR7A11	93135
BR2-LM	5798	BR9ECSIX	5438	CMR4A	5474	CR8EKB	4374	DILKR7B6	96957
BR2-LM BLYB	6787	BR9ECSIX-5	6014	CMR4H	5246	CR8EKPA	6985	DILKR7C11	94731
BR2-LM SOLID	3841	BR9EG	3230	CMR5H	7599	CR8HIX	7669	DILKR8B6	91448
BR4ES	1097	BR9EG SOLID	4015	CMR5H BLYB	6776	CR8HSA	2086	DILZKAR7B11	90935
BR4HS	3322	BR9EG-N-8	2689	CMR6A	1223	CR9E	6263	DILZKAR7C11S	90137
BR4-LM	4133	BR9EIX	3981	CMR6H	3365	CR9EB	6955	DILZKR7A11DS	90074
BR5ES	5866	BR9EIX SOLID	3089	CMR6H BLYB	6778	CR9EB BLYB	1491	DILZKR7A11G	92924
BR5HS	3722	BR9EQ-14	3129	CMR7A	7543	CR9EH-9	7502	DILZKR7B11G	95350
BR6EB-L-11	6931	BR9ES	5722	CMR7A BLYB	6784	CR9EHI-9	6419	DILZKR7B11GS	95710
BR6EF	3177	BR9ES BLYB	1469	CMR7A-5	4641	CR9EHIX-9	6216	DIMR8A10	5066
BR6ES	4922	BR9ES S25	714	CMR7H	3066	CR9EIA-9	6289	DP6EA-9	1068
BR6ES-11	3824	BR9ES S25 SOLID	5984	CMR7H BLYB	6785	CR9EIB-9	92579	DP7EA-9	5629
BR6FIX	2318	BR9ES SOLID	3194	CMR7H-10	1656	CR9EIX	3521	DP8EA-9	5829
BR6FS	4323	BR9ES SOLID BLYB	1470	CMR8H	95741	CR9EK	4548	DP9EA-9	6629
BR6FS S25	708	BR9EYA	7548	CPR6EA-9	6899	CR9EK BLYB	1493	DPR5EA-9	2887
BR6HIX	3419	BR9EYA BLYB	1471	CPR6EA-9S	1582	CR9EKB	2305	DPR6EA-9	5531
BR6HS	3922	BR9EYA S25	7679	CPR6EB-9	5958	CR9EKPA	7785	DPR6EA-9 BLYB	92482
BR6HS BLYB	1507	BR9HIX	5687	CPR7EA-9	3901	CS3 BL1	1733	DPR6EB-9	3108
BR6HS-10	1090	BR9HS	4522	CPR7EAIX-9	9198	CS6 S100	1716	DPR7EA-9	5129
BR6HSA	4296	BR9HS-10	4551	CPR8E	7411	CY51	2696	DPR7EA-9 BLYB	91320
BR6S	3522	BR9HS-10 BLYB	1472	CPR8EA-9	2306	CZ104	9810	DPR7EIX-9	7803
BR7EF	3346	BR9HS-10 S25	707	CPR8EB-9	6607	CZ303	9970	DPR8EA-9	4929
BR7EFS	1094	BU8H	6431	CPR9EA-9	2308	CZ551	92340	DPR8EA-9 BLYB	97768
BR7EIX	6664	BU8H BLYB	1473	CPR9EB-9	6508	D6EA	7512	DPR8EA-9 BLYB	2202
BR7ES	5122	BU8H S25	703	CR10E	6264	D6HA	6512	DPR8Z	4730
BR7ES SOLID	6615	BUH	2322	CR10EIX	6482	D7EA	7912	DPR9EA-9	5329
BR7ET	5877	BUH BLYB	1474	CR10EK	2360	D8EA	2120	DPR9EIX-9	5545
BR7HIX	7067	BUHW	2622	CR4HSA	2430	D8HA	7112	DPR9Z	4830
BR7HS	4122	BUHW BLYB	1474	CR4HSB	4695	D9EA	2420	DR4HS	3326
BR7HS BLYB	1445	BUHW S25	701	CR5EH-9	6689	DCPR6E	3481	DR5HS	4623
BR7HS S25	1207	BUHW S25	5626	CR5HIX	7120	DCPR6E BLYB	96530	DR6HS	4823
BR7HS-10	1098	BUHW-2	1475	CR5HSA	7840	DCPR6EIX	8196	DR7EA	7839
BR7HS-10 S25	1113	BUHW-2 BLYB	1475	CR5HSB	6535	DCPR7E	3932	DR7EB	5469
BR8ECM	3035	BUHW-2 S25	702	CR5HSB BLYB	6786	DCPR7EGP	1682	DR7EIX	5686
BR8ECMIX	3520	BUHX	2522	CR6E	6965	DCPR7EIX	6046	DR7ES	3123
BR8ECS	4172	BUHXW-1	5526	CR6EH-9	2688	DCPR7E-N-10	4983	DR8EA	7162
BR8ECSIX	5886	BUR4EB-11	5370	CR6EIA-9	7967	DCPR8E	4339	DR8EA BLYB	97058
BR8EG	3130	BUR5EB-11	6735	CR6HIX	7274	DCPR8E BLYB	92238	DR8EB	4855
BR8EG SOLID	3992	BUR6EA-11	4690	CR6HS	7023	DCPR8E SOLID	4179	DR8EIX	6681
BR8EIX	5044	BUR6EB-11	7037	CR6HSA	2983	DCPR8EIX	6546	DR8ES	5423
BR8EIX SOLID	6747	BUR6EFSZ	6837	CR6HSB	6500	DCPR8EKC	7168	DR8ES-L	2923
BR8EQ	3328	BUR6ET	7517	CR7E	4578	DCPR8EKP	7415	DR8HS	5123
BR8EQ-14	2329	BUR7EA-11	7031	CR7E BLYB	1482	DCPR9E	2641	DR9EA	3437
BR8ES	5422	BUR7EB-11	6832	CR7EB	4663	DCPR9EIX	2316	DR9EIX	4772
BR8ES S25	713	BUR7EQ	6917	CR7EH-9	3486	DF8H-11B	90174	ER8EHIX	8201
BR8ES SOLID	3961	BUR7EQP	4764	CR7EIX	7385	DFH6B-11A	6858	ER9EH	5869
BR8ES SOLID BLYB	1463	BUR9EQ	5777	CR7EK	7546	DIFR5C11	1311	ER9EIX	96652
BR8ES-11	7986	BUR9EQP	5255	CR7EKB	4455	DIFR6C11	1312	FR2B-D	1598
BR8ET	6612	BUZ8H	7447	CR7HIX	7544	DIFR6D13	94167	FR4	5155
BR8HCS-10	1157	BUZHW	2147	CR7HS	7223	DILFR5A11	93759	FR45	3686
BR8HIX	7001	BUZHW-2	2173	CR7HSA	4549	DILFR5A-11D	98376	FR45GP	3072
BR8HS	4322	BZ7HS-10	3579	CR7HSA BLYB	1488	DILFR5C11D	6159	FR4GP	2685
BR8HS BLYB	1466	C2H	2211	CR8E	1275	DILFR5E11	92605	FR5	7373
BR8HS SOLID	6715	C-50	5712	CR8E BLYB	1490	DILFR6D11	6176	FR5-1	7252
BR8HS-10	1134	C6HSA	3228	CR8E S25	6997	DILFR6J11	92491		
				CR8EB	7784	DILFR7B10G	97218		

Part Number to Stock Number

NGK PART NO.	NGK STK NO.	NGK PART NO.	NGK STK NO.	NGK PART NO.	NGK STK NO.	NGK PART NO.	NGK STK NO.	NGK PART NO.	NGK STK NO.
FR5AP-10	6371	ILKR8Q7	93819	JR9B	3188	LZFR5CI-11	92145	PGR5C-11	5760
FR5AP-11	5463	ILTR5B11	3474	JR9C	6193	LZFR6AI	3656	PGR6A	4984
FR5AP-11E	6569	ILTR5C11	5581	KR8AI	5477	LZFR6AP11GS	95712	PGR6A-11	3738
FR5EI	1313	ILTR5D	5476	KR8DI	4742	LZKAR7A	6799	PGR7A	3200
FR5GP	3248	ILTR5E11	91418	KR9C-G	90893	LZKR6AIX	92873	PJR7A	2842
FR6EI	2687	ILTR5K13	90607	KR9CI	7795	LZTR4A-11	5306	PKR7A	3641
FR9BI-11	4709	ILTR5L11	96329	LFR4A-E	6499	LZTR4AGP	5017	PLFER7A8EG	94833
G-2Z	3320	ILTR5M9G	90882	LFR5A-11	6376	LZTR4AIX-11	2313	PLFR5A-11	6240
GR4	2635	ILTR6A-8G	3787	LFR5A-11 BLYB	95945	LZTR5A-13	4306	PLFR6A-11	7654
GR45	4268	ILTR6E11	90117	LFR5A-11 S25	1116	LZTR5AGP	3381	PLFR6C-10G	1959
GR45GP	3142	ILTR6F9	90656	LFR5AGP	5018	LZTR5AIX-13	2314	PLKR6A	5149
GR4GP	2763	ILTR6G8G	96621	LFR5AIX-11	4469	LZTR6AIX-13	2315	PLKR7A	4288
GR4IX	7149	ILTR6H8G	96870	LFR6A	6668	LZTR6AP11EG	97408	PLKR7B8E	94716
GR5	2851	ILTR6M9G	94489	LFR6A-11	3672	LZTR7AIX-13	5107	PLTR6A-10G	3587
GR5GP	3351	ILTR7E9	90543	LFR6A-11 BLYB	90537	MAR10A-J	4706	PLZFR5B13EG	97606
GR5IX	7214	ILZFR6D11	1208	LFR6A-11 S25	1119	MAR8B-JDS	8765	PLZFR6A-11S	5987
GR9A-EG	94841	ILZKAR7A10	6043	LFR6AIX-11	6619	MAR9A-J	6869	PLZKAR6A-11	5118
IFR5D10	4696	ILZKAR7B11	1654	LFR6C-11	7787	ME-8	4383	PLZKBR7B8DG	90223
IFR5E11	7994	ILZKAR7E11S	96509	LFR6CGP	1483	MR7BI-8	90982	PLZTR4A-13	4997
IFR5G11	7854	ILZKAR8H8S	95112	LFR6D	6490	MR7F	95897	PLZTR5A-13	4998
IFR5G-11K	3107	ILZKAR8J8SY	95660	LFR7A	92038	MR8AI9	7692	PMR7A	4259
IFR5J11	7418	ILZKBR7B8DG	95770	LFR7AIX	2309	MR8BI-8	91360	PMR8A	5851
IFR5L11	6502	ILZKR7A	1961	LKAR7AGP-D	93220	MR8F	90299	PMR8B	6378
IFR5N10	7866	ILZKR7B11	7751	LKAR8A-9	4786	MR9F	95884	PMR8C-H	96361
IFR5T11	4996	ILZKR7B-11S	5787	LKAR8AI-9	6706	PFR5A-11	4588	PMR9B	4717
IFR5T-8N	3508	ILZKR8A	94290	LKAR8BI9	1553	PFR5B-11	2300	PROV972B	973
IFR6B	6507	ILZNR8A7G	91924	LKAR9BI9	6205	PFR5B-11B	2867	PTR4B-15	5146
IFR6B11	5368	ILZTR6A8G	94769	LKR6E	92650	PFR5C-11	2271	PTR4G-15	1209
IFR6B-K	4867	IMR8C-9H	3653	LKR7AIX	93911	PFR5G-11	2647	PTR5A-13	2467
IFR6D10	5344	IMR8E-9HES	95397	LKR7B-9	5847	PFR5G-13E	2761	PTR5C-13	7740
IFR6E11	6741	IMR9A-9H	6966	LKR7E	1643	PFR5J-11	4642	PTR5D-10	3784
IFR6G-11K	1314	IMR9B-9H	4888	LKR8A	5214	PFR5L-11	5459	PTR5D-13	6644
IFR6J11	7658	IMR9C-9H	6777	LKR8AP	4471	PFR5N-11	5838	PTR5F-11	6579
IFR6L11	3678	IMR9C-9HE	6501	LMAR6A-9	5946	PFR5R-11	4292	PTR6D-13	5598
IFR6Q-G	5648	IMR9C-9HES	5766	LMAR6C-9	1679	PFR6A-11	4045	PZFR5D-11	7968
IFR6T11	4589	IMR9D-9H	6544	LMAR7A-9	4908	PFR6B	3500	PZFR5F	3741
IFR6V-10G	92085	IMR9E-9HES	7556	LMAR8A-9	4313	PFR6B-11	4014	PZFR5F-11	4363
IFR6Z7G	95609	ITR4A15	5599	LMAR8A-9S	6817	PFR6B-9	3100	PZFR5J-11	7743
IFR7F-4D	5115	ITR5F13	6044	LMAR8AI-8	92288	PFR6G	4793	PZFR5Q-11	6737
IFR7F-8DS	5794	ITR5H13	97287	LMAR8C-9	93833	PFR6G-11	5555	PZFR6B	5200
IFR7G-11KS	7746	ITR6F13	4477	LMAR8D-J	93444	PFR6G-13	4115	PZFR6E-11	7790
IFR7L11	5114	ITR6G9	90156	LMAR8F-9	90894	PFR6G-13E	2341	PZFR6F	6876
IFR7U-4D	93623	IZFR5G	5887	LMAR8G	95627	PFR6H-10	6290	PZFR6F-11	3271
IFR7X7G	91039	IZFR5J	5899	LMAR9AI-10	93188	PFR6J-11	2743	PZFR6H	7696
IFR8H11	5068	IZFR5K11	3657	LMAR9AI-8	97225	PFR6L-11	4639	PZFR6J-11	3586
IFR9H11	6588	IZFR5L11	97932	LMAR9D-J	1633	PFR6L-13	3141	PZFR7G-G	4253
IGR7A-G	3106	IZFR6F11	4095	LMAR9E-J	6884	PFR6N-11	3546	PZNR6A11H	5507
IJR7A9	7901	IZFR6H11	4294	LR4C-E	94931	PFR6Q	6458	PZTR5A-15	7862
IKR7H8	91715	IZFR6J	4462	LR8B	6208	PFR6T-10G	5542	R0045J-10	7400
ILFR5B11	1637	IZFR6K11	6994	LTR5BI-13	90083	PFR6U-11G	5874	R0045J-11	7043
ILFR5T11	96779	IZFR6K-11E	6748	LTR5GP	5019	PFR6W-T	6740	R0045J-9	5861
ILFR6A	3588	IZFR6K-11S	5266	LTR5IX-11	4344	PFR6W-TG	5547	R0045Q-10	4216
ILFR6B	6481	IZFR6K13	6774	LTR6AI13	95853	PFR6X-11	5757	R0045Q-11	5957
ILFR6G-E	4212	IZFR6N-E	4757	LTR6AI-9	96780	PFR7AB	93322	R0161-10	4778
ILFR6J-11K	4458	IZFR6Q	91234	LTR6BI-13	91725	PFR7B	4853	R0161-11	5187
ILFR6T11	4904	IZFR7M	4214	LTR6BI-9	92182	PFR7G-11	2380	R0161-9	4156
ILFR7H	5245	IZFR7M6D	90856	LTR6BP13	94806	PFR7G-11S	7772	R0373A-10	4940
ILKAR7B11	4912	IZKR7B	7563	LTR6CI-8	97177	PFR7H-10	3978	R0373A-11	5566
ILKAR7C10	94940	IZTR4A11	4213	LTR6DI-8	96588	PFR7N8DS	93580	R0373A-8	3407
ILKAR7L11	94124	IZTR5B11	1465	LTR6DP13	90374	PFR7Q	7963	R0373A-9	3388
ILKAR8H6	96024	J10A	7444	LTR6IX-11	6509	PFR7S8EG	1675	R0406A-8	1480
ILKR7B8	1989	J9A	2170	LTR7IX-11	6510	PFR7W-TG	5592	R0406A-9	1481
ILKR7E6	93053	JR10B	1299	LZFR5BI-11	93298	PFR8S8EG	94460	R0409B-8	7791
ILKR8E6	1422	JR8C	5139	LZFR5C-11	92174	PGR5A-11	3573	R0451B-8	9356

Part Number to Stock Number

NGK PART NO.	NGK STK NO.	NGK PART NO.	NGK STK NO.	NGK PART NO.	NGK STK NO.	NGK PART NO.	NGK STK NO.	NGK PART NO.	NGK STK NO.
R0465B-10	7506	R6918B-8	4492	SPMR8A6HDG	92264	Y-107R	1229	YR55	7240
R2349-10	6839	R6918B-9	2954	TR4	3754	Y-107V	6628	YR55IX	7588
R2349-9	4418	R6918C-9	5196	TR45-1GP	5684	Y-110	6825	YR5GP	2953
R2525-10	5281	R7282-10	2000	TR45-1IX	6744	Y-112M1	2531	YR5IX	7516
R2525-9	4735	R7282-105	4985	TR4GP	2815	Y-112RS1	1132	ZFR4F-11	4043
R2556B-10	1997	R7282-11	2001	TR4IX	7300	Y-112TS	1232	ZFR5A-11	5084
R2556B-8	6453	R7282-7	4587	TR5	2238	Y-113V	5162	ZFR5AP	92041
R2556B-9	4962	R7282-9	4753	TR5-1	7060	Y-114T	6528	ZFR5D-11	4936
R4304A-10	2184	R7282A-10	3920	TR5-1GP	3716	Y-115R1	2161	ZFR5E-11	4435
R4304A-9	2158	R7282A-11	4754	TR5-1IX	7243	Y-117RS	2930	ZFR5EGP	7096
R5184-10	7457	R7376-10	4457	TR55	3951	Y-118R	2187	ZFR5F	7558
R5184-105	3334	R7376-8	5442	TR55-1	2683	Y-119V	7465	ZFR5F-11	2262
R5525-10	2098	R7376-9	7763	TR55-1GP	7159	Y-122	6925	ZFR5FGP	7098
R5525-11	2844	R7420-10	5501	TR55-1IX	7316	Y-146R	7492	ZFR5FIX-11	2477
R5525-7	6241	R7420-105	4857	TR55GP	3403	Y-147T	7493	ZFR5J-11	5584
R5525-8	7383	R7420-11	7756	TR55IX	7164	Y-149	6766	ZFR5LP-13G	7781
R5525-9	3914	R7420-9	6448	TR5AI-13	90813	Y-154	7125	ZFR5N	3459
R5530-11	7958	R7433-10	4891	TR5BP12	93858	Y-202-2	3226	ZFR6A-11	1041
R5649-10	6498	R7433-8	4889	TR5C-12	92838	Y-203	2532	ZFR6AGP	7094
R5649-11	4168	R7433-9	4660	TR5GP	3186	Y-203V	7728	ZFR6F-11	4291
R5670-5	2298	R7434-10	4894	TR5IX	7397	Y-204RS	4573	ZFR6F-11 BLYB	90760
R5670-6	2746	R7435-10	4897	TR6	4177	Y-204TS1	3829	ZFR6F-11G	6987
R5670-7	2891	R7435-8	4895	TR65IX	3692	Y-207T	1239	ZFR6FGP	7100
R5670-8	3354	R7435-9	4896	TR6AP-13	5809	Y-208T	1250	ZFR6FIX-11	6441
R5670-9	3913	R7437-8	4901	TR6AP-13E	4968	Y-271-2	7467	ZFR6J-11	5585
R5671A-10	5820	R7437-9	4654	TR6GP	5141	Y-301V	7238	ZFR6U-9	90318
R5671A-11	6596	R7438-10	4657	TR6IX	3689	Y-303	3079	ZFR7F	5913
R5671A-7	4091	R7438-8	4905	TR7IX	3690	Y-306R	6244	ZFR7F-11	6855
R5671A-8	4554	R7438-9	4656	TR8IX	3691	Y-314	4646	ZGR5A	5077
R5671A-9	5238	R7440A-10L	4282	UR4	6630	Y4002J	97190	ZGR5AGP	7102
R5672A-10	7942	R7440A-9L	3795	UR45	6945	Y-401-3	2226	ZGR5C	6334
R5672A-8	7173	R7440B-10T	5009	UR45GP	3207	Y-408JS	5616	ZMR7AP	6914
R5672A-9	7405	R7440B-11T	5495	UR45IX	7559	Y-510R	91712	ZNAR6AGP	1698
R5673-10	4050	R8102B-10	95746	UR4GP	2869	Y-543J	6600	ZNAR6AIX-11	372
R5673-6	2405	R847-11	4653	UR4IX	7401	Y-608J	8756	ZNAR7AIX	7554
R5673-7	2817	RE7C-L	6700	UR5	2771	Y-701R	7464		
R5673-8	3249	RE9B-T	6701	UR55	2248	Y-701RS	2765		
R5673-9	3442	SIFR6A11	127	UR55IX	7272	Y-702R	1065		
R5674-10	6702	SIKR9A7	93618	UR5GP	3547	Y-702U	2966		
R5674-6	4449	SILFR6A	7913	UR5IX	7177	Y-703R	3782		
R5674-7	5034	SILFR6A11	5468	UR6	7773	Y-706R	3041		
R5674-8	5657	SILFR6B8	373	UR6GP	7966	Y-707RS	4937		
R5674-9	6468	SILFR6C11	7505	UR6IX	7348	Y-709R	3238		
R5724-10	7993	SILKR8A-S	1402	WR4-1	4652	Y-710J	7880		
R5724-8	7317	SILKR8B8DS	95705	WR5	2438	Y-711J	5264		
R5724-9	7891	SILMAR10A9S	7764	WR5IX	7510	Y-716RS	4693		
R5883-11	6077	SILMAR9A9S	6213	XR4	5858	Y-719RS1	6900		
R6061-10	5962	SILMAR9B9	95399	XR45	4536	Y-720U1	5392		
R6061-11	2773	SILTR6A7G	95369	XR45IX	7293	Y-732J	5909		
R6061-9	4074	SILZKAR7B11	93482	XR4IX	7189	Y-745U	4705		
R6179A-11P	3698	SILZKAR7E8S	93476	XR5	3332	Y-752M	6198		
R6252E-105	2396	SILZKBR8D8S	97506	XR5IX	7355	Y-757RS	4018		
R6252E-9	4741	SILZKBR8E8S	96987	Y1002AS	8926	Y-766MS	4143		
R6252K-105	2741	SILZKFR8D7S	95875	Y1021J	97627	Y-809-1	2831		
R6254E-105	3949	SILZKFR8E7S	90654	Y-103	6125	Y-810	6929		
R6254E-9	5583	SILZKR6B10E	93815	Y1032AS	97788	Y-874-1	5326		
R6254K-105	4076	SILZKR6B11	6215	Y1033AS	90046	Y-918J	3704		
R6601-10	4017	SILZKR6D8E	91568	Y1037J	97928	Y-924J	3473		
R6601-11	4586	SILZKR7B11	9723	Y-103K	6325	Y-925J	5740		
R6712-10	5421	SILZKR7B8E	93411	Y-103V	2031	Y-925R	5045		
R6725-105	3857	SILZKR7E8EG	93655	Y-104	6425	Y-930U	5568		
R6725-11	4311	SILZKR7E9G	91467	Y-106-1	6525	YA01	5727		
R6725-115	4482	SIMR8A9	91064	Y-106V	6926	YE01	2649		
R6918B-7	6259	SIZKBR8A8HS	1555	Y-107-1	6625	YR5	7052		

Stock Number to Part Number

NGK STK NO.	NGK PART NO.	NGK STK NO.	NGK PART NO.	NGK STK NO.	NGK PART NO.	NGK STK NO.	NGK PART NO.	NGK STK NO.	NGK PART NO.
127	SIFR6A11	1266	BCPR5EY	2086	CR8HSA	2467	PTR5A-13	3066	CMR7H
372	ZNAR6AIX-11	1270	BPMR6F	2087	BKR5EYA	2477	ZFR5FIX-11	3072	FR45GP
373	SILFR6B8	1271	BCPR7EY-11	2095	BKR7EKC-N	2489	BPR6EY BL1	3079	Y-303
701	BUHW S25	1273	BCPR5E-11	2097	BCPR5EP-11	2522	BUHX	3089	BR9EIX SOLID
702	BUHW-2 S25	1275	CR8E	2098	R5525-10	2526	BKR5EYA-11	3100	PFR6B-9
703	BU8H S25	1299	JR10B	2101	BPM7Y BL1	2531	Y-112M1	3106	IGR7A-G
704	B7HS-10 S25	1311	DIFR5C11	2115	BPR5EIX-11	2532	Y-203	3107	IFR5G-11K
705	B8HS-10 S25	1312	DIFR6C11	2120	D8EA	2611	B9ES	3108	DPR6EB-9
707	BR9HS-10 S25	1313	FR5EI	2127	AP7FS	2622	BUHW	3110	B-2
708	BR6FS S25	1314	IFR6G-11K	2129	B7HS-10	2623	BPR6FS	3112	B-4L
709	BR8HS-10 S25	1402	SILKR8A-S	2140	BP5ES SOLID	2630	BP8HS	3123	DR7ES
710	BP8H-N-10 S25	1406	DILKAR7B11	2147	BUZHW	2633	BPR6HS-10	3129	BR9EQ-14
713	BR8ES S25	1422	ILKR8E6	2158	R4304A-9	2635	GR4	3130	BR8EG
714	BR9ES S25	1445	BR7HS BLYB	2161	Y-115R1	2641	DCPR9E	3133	BPZ8HS-10
740	B2-LM S25	1463	BR8ES SOLID BLYB	2168	C8HA	2647	PFR5G-11	3141	PFR6L-13
741	B4-LM S25	1465	IZTR5B11	2170	J9A	2649	YE01	3142	GR45GP
744	BM6A S25	1466	BR8HS BLYB	2173	BUZHW-2	2667	BKR7EIX	3147	BM7Y BL1
747	BPM6A S25	1468	BR8HS-10 BLYB	2184	R4304A-10	2668	BKR8EIX	3177	BR6EF
748	BPM7A S25	1469	BR9ES BLYB	2187	Y-118R	2669	BKR9EIX	3180	BPZ8HS-15
973	PROV972B	1470	BR9ES SOLID BLYB	2202	DPR8EIX-9	2683	TR55-1	3186	TR5GP
1006	BPR6EFS S25	1471	BR9EYA BLYB	2210	A6FS	2685	FR4GP	3188	JR9B
1018	BPZ8H-N-10 S25	1472	BR9HS-10 BLYB	2211	C2H	2687	FR6EI	3194	BR9ES SOLID
1029	BPMR6A-10	1473	BU8H BLYB	2215	BKR6EP-8	2688	CR6EH-9	3199	BKR6EQUP
1034	BP7ES	1474	BUHW BLYB	2218	BPMR8Y	2689	BR9EG-N-8	3200	PGR7A
1041	ZFR6A-11	1475	BUHW-2 BLYB	2226	Y-401-3	2696	CY51	3207	UR45GP
1049	B8EFS	1480	R0406A-8	2227	AP8FS	2707	BR9ECMIX	3210	B-4
1052	B6HS-10	1481	R0406A-9	2238	TR5	2712	BP7ES-11	3212	B-6L
1065	Y-702R	1482	CR7E BLYB	2248	UR55	2741	R6252K-105	3226	Y-202-2
1068	DP6EA-9	1483	LFR6CGP	2262	ZFR5F-11	2743	PFR6J-11	3228	C6HSA
1085	B9EFS	1488	CR7HSA BLYB	2264	BPR2ES	2746	R5670-6	3230	BR9EG
1086	BCP4ES-11	1490	CR8E BLYB	2271	PFR5C-11	2756	BKR6E-11	3238	Y-709R
1090	BR6HS-10	1491	CR9EB BLYB	2288	BKR6EK	2761	PFR5G-13E	3248	FR5GP
1092	BPR7HS-10	1493	CR9EK BLYB	2298	R5670-5	2763	GR4GP	3249	R5673-8
1094	BR7EFS	1503	BPR7HS BLYB	2300	PFR5B-11	2765	Y-701RS	3252	BR9ECM
1095	BCPR7ES-11	1505	BP8H-N-10 BLYB	2305	CR9EKB	2771	UR5	3271	PZFR6F-11
1097	BR4ES	1506	BPZ8HS-10 BLYB	2306	CPR8EA-9	2773	R6061-11	3306	BCPR5EIX-11
1098	BR7HS-10	1507	BR6HS BLYB	2308	CPR9EA-9	2815	TR4GP	3320	G-2Z
1107	BPZ8HS-10 S25	1508	BPR9ES BLYB	2309	LFR7AIX	2817	R5673-7	3322	BR4HS
1111	B7ES	1553	LKAR8BI9	2311	B7ES-11	2831	Y-809-1	3323	AR6FS
1113	BR7HS-10 S25	1555	SIZKBR8A8HS	2313	LZTR4AIX-11	2842	PJR7A	3326	DR4HS
1116	LFR5A-11 S25	1582	CPR6EA-9S	2314	LZTR5AIX-13	2844	R5525-11	3328	BR8EQ
1119	LFR6A-11 S25	1589	BPMR7Y	2315	LZTR6AIX-13	2851	GR5	3332	XR5
1132	Y-112RS1	1598	FR2B-D	2316	DCPR9EIX	2867	PFR5B-11B	3334	R5184-105
1134	BR8HS-10	1633	LMAR9D-J	2318	BR6FIX	2869	UR4GP	3346	BR7EF
1147	B2-LM	1637	ILFR5B11	2322	BUE	2877	B7ES SOLID	3350	BCPR6EP-11
1157	BR8HCS-10	1643	LKR7E	2329	BR8EQ-14	2887	DPR5EA-9	3351	GR5GP
1172	BKR5E S25	1654	ILZKAR7B11	2330	BCPR6ES	2890	BKR5EKUP	3354	R5670-8
1174	BMR4A S25	1656	CMR7H-10	2341	PFR6G-13E	2891	R5670-7	3365	CMR6H
1184	BMR6A S25	1671	BPR4ES-H	2359	BPR5EFS-13	2910	AB-6	3381	LZTR5AGP
1187	BPM7Y S25	1675	PFR7S8EG	2360	CR10EK	2912	BP8ES	3388	R0373A-9
1193	BPM8Y S25	1679	LMAR6C-9	2380	PFR7G-11	2923	DR8ES-L	3403	TR55GP
1194	BPMR6A S25	1682	DCPR7EGP	2382	BKR5ES-11	2930	Y-117RS	3407	R0373A-8
1195	BPMR7A S25	1698	ZNAR6AGP	2391	BKR5E-N-11	2950	BCPR5EP-8	3410	B4-LM
1196	BPR2ES S25	1716	CS6 S100	2396	R6252E-105	2953	YR5GP	3419	BR6HIX
1207	BR7HS S25	1733	CS3 BL1	2397	BKUR6ET-10	2954	R6918B-9	3430	B8EG
1208	ILZFR6D11	1959	PLFR6C-10G	2399	B10HS	2966	Y-702U	3432	BPR4EY
1209	PTR4G-15	1961	ILZKR7A	2405	R5673-6	2967	BM6FY BL1	3437	DR9EA
1223	CMR6A	1989	ILKR7B8	2411	B8ES	2978	BKR6EP-11	3440	BKR5EP-11
1229	Y-107R	1997	R2556B-10	2420	D9EA	2983	CR6HSA	3442	R5673-9
1232	Y-112TS	2000	R7282-10	2422	BUH	3006	BR10ECMIX	3452	BKR6EKPB-11
1233	BPR5EY	2001	R7282-11	2430	CR4HSA	3010	AB-7	3459	ZFR5N
1239	Y-207T	2015	BPR2ES SOLID	2438	WR5	3020	AB-2	3473	Y-924J
1250	Y-208T	2031	Y-103V	2441	BCPR5EY-11	3035	BR8ECM	3474	ILTR5B11
1263	BP6ET	2057	BPM8Y	2460	BKR5ES	3041	Y-706R	3478	CR8EK

Stock Number to Part Number

NGK STK NO.	NGK PART NO.	NGK STK NO.	NGK PART NO.	NGK STK NO.	NGK PART NO.	NGK STK NO.	NGK PART NO.	NGK STK NO.	NGK PART NO.
3481	DCPR6E	3914	R5525-9	4282	R7440A-10L	4660	R7433-9	4996	IFR5T11
3486	CR7EH-9	3920	R7282A-10	4285	BKR7EQUP	4663	CR7EB	4997	PLZTR4A-13
3500	PFR6B	3922	BR6HS	4286	CR8EIA-9	4666	BP6EF	4998	PLZTR5A-13
3508	IFR5T-8N	3923	BPR8ES	4288	PLKR7A	4677	BR9ECS	5009	R7440B-10T
3510	B6S	3932	DCPR7E	4291	ZFR6F-11	4684	BR10ES SOLID	5011	BP4HS-10
3520	BR8ECMIX	3949	R6254E-105	4292	PFR5R-11	4690	BUR6EA-11	5017	LZTR4AGP
3521	CR9EIX	3951	TR55	4293	BKR6EZB	4693	Y-716RS	5018	LF85AGP
3522	BR6S	3961	BR8ES SOLID	4294	IZFR6H11	4695	CR4HSB	5019	LTR5GP
3526	BP7EFS	3964	BKR5EKU	4296	BR6HSA	4696	IFR5D10	5024	BPR4HS-10
3530	B9EG	3967	BKR5EKB-11	4302	BKR5EKP8-11	4705	Y-745U	5030	BCP7ES
3546	PFR6N-11	3971	BPR5EP-11	4306	LZTR5A-13	4706	MAR10A-J	5034	R5674-7
3547	UR5GP	3978	PFR7H-10	4311	R6725-11	4708	CR8EIA-10	5044	BR8EIX
3573	PGR5A-11	3981	BR9EIX	4313	LMAR8A-9	4709	FR9BI-11	5045	Y-925R
3579	BZ7HS-10	3992	BR8EG SOLID	4322	BR8HS	4717	PMR9B	5066	DIMR8A10
3586	PZFR6J-11	3993	BR10EG SOLID	4323	BR6FS	4730	DPR8Z	5068	IFR8H11
3587	PLTR6A-10G	3994	BP8ES SOLID	4339	DCPR8E	4735	R2525-9	5077	ZGR5A
3588	ILFR6A	3995	BP7ES SOLID	4344	LTR5IX-11	4739	BM4Y BL1	5084	ZFR5A-11
3611	BP4HS	3997	B8EG SOLID	4363	PZFR5F-11	4741	R6252E-9	5096	C7E
3623	BPR6EFS	3998	B9EG SOLID	4374	CR8EKB	4742	KR8DI	5107	LZTR7AIX-13
3626	B9HS-10	4000	BM4A SOLID	4383	ME-8	4753	R7282-9	5110	B7HS
3630	B10EG	4002	BMR6A SOLID	4418	R2349-9	4754	R7282A-11	5111	BP7HS
3641	PKR7A	4004	BMR4A SOLID	4421	BKR4E	4757	IZFR6N-E	5113	BPMR4A SOLID
3653	IMR8C-9H	4006	BPR5ES SOLID	4435	ZFR5E-11	4764	BUR7EQP	5114	IFR7L11
3656	LZFR6AI	4007	BP6ES SOLID	4449	R5674-6	4772	DR9EIX	5115	IFR7F-4D
3657	IZFR5K11	4008	BPR6ES SOLID	4452	BMR2A-10	4776	BKR7E-E	5118	PLZKAR6A-11
3664	BPR5EY BL1	4013	BMR2A SOLID	4455	CR7EKB	4778	R0161-10	5122	BR7ES
3672	LF6A-11	4014	PFR6B-11	4457	R7376-10	4786	LKAR8A-9	5123	DR8HS
3678	IFR6L11	4015	BR9EG SOLID	4458	ILFR6J-11K	4793	PFR6G	5126	B8HS-10
3683	B8ES SOLID	4017	R6601-10	4462	IZFR6J	4823	DR6HS	5129	DPR7EA-9
3686	FR45	4018	Y-757RS	4469	LF85AIX-11	4830	DPR9Z	5139	JR8C
3689	TR6IX	4043	ZFR4F-11	4471	LKR8AP	4832	BR10ES	5141	TR6GP
3690	TR7IX	4045	PFR6A-11	4477	ITR6F13	4838	BP8H-N-10	5146	PTR4B-15
3691	TR8IX	4050	R5673-10	4482	R6725-115	4853	PFR7B	5149	PLKR6A
3692	TR65IX	4055	BPR7EIX	4492	R6918B-8	4855	DR8EB	5155	FR4
3696	BKR6EY	4074	R6061-9	4495	BPZ8H-N-10	4857	R7420-105	5162	Y-113V
3698	R6179A-11P	4076	R6254K-105	4497	BCPR6EP-N-11	4867	IFR6B-K	5187	R0161-11
3704	Y-918J	4085	BPR6HIX	4522	BR9HS	4888	IMR9B-9H	5196	R6918C-9
3710	B7S	4091	R5671A-7	4536	XR45	4889	R7433-8	5200	PZFR6B
3716	TR5-1GP	4095	IZFR6F11	4548	CR9EK	4891	R7433-10	5214	LKR8A
3720	BCPR6EY-11	4110	B-4H	4549	CR7HSA	4894	R7434-10	5224	B10EGP
3722	BR5HS	4111	BP5HS	4551	BR9HS-10	4895	R7435-8	5238	R5671A-9
3725	BPR8HS	4115	PFR6G-13	4554	R5671A-8	4896	R7435-9	5245	ILFR7H
3735	BCPR6E	4122	BR7HS	4562	BPM6Y	4897	R7435-10	5246	CMR4H
3738	PGR6A-11	4129	B4ES	4563	BCP6ET	4901	R7437-8	5255	BUR9EQP
3741	PZFR5F	4133	BR4-LM	4573	Y-204RS	4904	ILFR6T11	5258	CR8EIB-9
3754	TR4	4143	Y-766MS	4578	CR7E	4905	R7438-8	5264	Y-711J
3764	BKR6EIX-11	4146	B2LMY BL1	4586	R6601-11	4908	LMAR7A-9	5266	IZFR6K-11S
3782	Y-703R	4156	R0161-9	4587	R7282-7	4912	ILKAR7B11	5275	BCPR6EP-N-8
3784	PTR5D-10	4168	R5649-11	4588	PFR5A-11	4919	BCPR6EIX-11	5281	R2525-10
3785	BPR7ES SOLID	4172	BR8ECS	4589	IFR6T11	4921	BPM7Y	5306	LZTR4A-11
3787	ILTR6A-8G	4177	TR6	4623	DR5HS	4922	BR6ES	5326	Y-874-1
3795	R7440A-9L	4179	DCPR8E SOLID	4626	BPMR7A	4929	DPR8EA-9	5329	DPR9EA-9
3797	CR8EHIX-9	4210	B5HS	4629	C7HSA	4930	BCP6ES	5344	IFR6D10
3810	B8S	4212	ILFR6G-E	4632	BPR6HSA	4936	ZFR5D-11	5368	IFR6B11
3823	BP8HS-10	4213	IZTR4A11	4639	PFR6L-11	4937	Y-707RS	5370	BUR4EB-11
3824	BR6ES-11	4214	IZFR7M	4641	CMR7A-5	4940	R0373A-10	5392	Y-720U1
3829	Y-204TS1	4216	R0045Q-10	4642	PFR5J-11	4948	CR8EIB-10	5393	BKR5E BL1
3830	BR10EG	4218	CR8EIX	4644	BKR7E	4952	BKR7ES-11	5395	BPMR8Y BL1
3837	BCPR6EP-13	4224	BPR4ES-11	4646	Y-314	4959	BKR6EKC	5414	BPMR6Y BL1
3841	BR2-LM SOLID	4226	BMR7A	4652	WR4-1	4962	R2556B-9	5421	R6712-10
3857	R6725-105	4234	BR10ECM	4653	R847-11	4968	TR6AP-13E	5422	BR8ES
3901	CPR7EA-9	4253	PZFR7G-G	4654	R7437-9	4983	DCPR7E-N-10	5423	DR8ES
3903	BPR6EIX-11	4259	PMR7A	4656	R7438-9	4984	PGR6A	5424	BKR4E-11
3913	R5670-9	4268	GR45	4657	R7438-10	4985	R7282-105	5438	BR9ECSIX

Stock Number to Part Number

NGK STK NO.	NGK PART NO.	NGK STK NO.	NGK PART NO.	NGK STK NO.	NGK PART NO.	NGK STK NO.	NGK PART NO.	NGK STK NO.	NGK PART NO.
5442	R7376-8	5767	BKR6EQUA	6261	BPR6EY-11	6637	BPR6EIX	6899	CPR6EA-9
5459	PFR5L-11	5777	BUR9EQ	6262	BCPR6EY-N-11	6644	PTR5D-13	6900	Y-719RS1
5463	FR5AP-11	5787	ILZKR7B-11S	6263	CR9E	6664	BR7EIX	6914	ZMR7AP
5464	BKR5EIX-11	5791	BKR7E-11	6264	CR10E	6668	LF6A	6917	BUR7EQ
5466	BM6Y BL1	5794	IFR7F-8DS	6282	BCPR7ES	6669	BR9ECS-5	6925	Y-122
5468	SILFR6A11	5798	BR2-LM	6289	CR9EIA-9	6681	DR8EIX	6926	Y-106V
5469	DR7EB	5809	TR6AP-13	6290	PFR6H-10	6684	BPR8EIX	6928	BP4ES
5474	CMR4A	5810	B9HS	6292	BKR6EKUE	6689	CR5EH-9	6929	Y-810
5476	ILTR5D	5812	CM-6	6325	Y-103K	6692	BR10HIX	6931	BR6EB-L-11
5477	KR8AI	5820	R5671A-10	6326	BP6HS-10	6696	BCPR5ES-11	6937	BPR5EY-11
5495	R7440B-11T	5827	B9EGV	6328	BP6M4A-10	6700	RE7C-L	6945	UR45
5496	BKUR7ET	5829	DP8EA-9	6334	ZGR5C	6701	RE9B-T	6953	BKR5E-11
5501	R7420-10	5838	PFR5N-11	6341	BKR5EIX	6702	R5674-10	6955	CR9EB
5507	PZNR6A11H	5847	LKR7B-9	6364	BKR6ES	6703	BP6M7A SOLID	6957	BR10EIX SOLID
5509	BCPR7ET	5851	PMR8A	6371	FR5AP-10	6706	LKAR8AI-9	6962	BKR6E
5510	B8HS	5858	XR4	6376	LF6A-11	6715	BR8HS SOLID	6965	CR6E
5526	BUHXW-1	5861	R0045J-9	6378	PMR8B	6719	BKR5E BLYB	6966	IMR9A-9H
5531	DPR6EA-9	5866	BR5ES	6410	B5ES	6720	BM6F BLYB	6985	CR8EKPA
5534	BPR7ES	5869	ER9EH	6418	BKR6EIX	6726	BP6M6A	6987	ZFR6F-11G
5539	BR8HSA	5874	PFR6U-11G	6419	CR9EHI-9	6729	BP8HS-15	6988	BKR7EIX-11
5542	PFR6T-10G	5877	BR7ET	6421	BM7F	6735	BUR5EB-11	6992	BKUR6ETB
5545	DPR9EIX-9	5881	BKR7EIKU	6422	BPR7HS	6737	PZFR5Q-11	6993	BKR6EIKU
5547	PFR6W-TG	5886	BR8ECSIX	6425	Y-104	6740	PFR6W-T	6994	IZFR6K11
5553	BKR6ES-11	5887	IZFR5G	6427	BPR6EY	6741	IFR6E11	6997	CR8E S25
5555	PFR6G-11	5899	IZFR5J	6431	BU8H	6742	BPR8HIX	7001	BR8HIX
5566	R0373A-11	5909	Y-732J	6441	ZFR6FIX-11	6743	BMR4A BLYB	7021	BPM6A
5568	Y-930U	5913	ZFR7F	6448	R7420-9	6744	TR45-1IX	7022	BPR6HS
5574	BPM8Y SOLID	5921	BM6A	6453	R2556B-8	6745	BKR5EY-11	7023	CR6HS
5581	ILTR5C11	5927	B10EGV	6458	PFR6Q	6746	BM7A BLYB	7031	BUR7EA-11
5583	R6254E-9	5928	BPM4A	6468	R5674-9	6747	BR8EIX SOLID	7037	BUR6EB-11
5584	ZFR5J-11	5940	BR10ECS SOLID	6481	ILFR6B	6748	IZFR6K-11E	7043	R0045J-11
5585	ZFR6J-11	5944	BPR7HIX	6482	CR10EIX	6749	BMR6A BLYB	7052	YR5
5592	PFR7W-TG	5946	LMAR6A-9	6490	LF6D	6753	BPM6F BLYB	7060	TR5-1
5598	PTR6D-13	5950	BP6MF	6498	R5649-10	6757	BPR6EKN	7067	BR7HIX
5599	ITR4A15	5957	R0045Q-11	6499	LF6A-E	6759	BP6M6A BLYB	7082	BPR5EGP
5616	Y-408JS	5958	CPR6EB-9	6500	CR6HSB	6761	BP6M7A BLYB	7084	BPR6EGP
5626	BUHW-2	5962	R6061-10	6501	IMR9C-9HE	6763	BP6M8Y BLYB	7086	BCPR5EGP
5627	B8EGV	5984	BR9ES S25 SOLID	6502	IFR5L11	6766	Y-149	7088	BCPR6EGP
5628	BM4A	5987	PLZFR6A-11S	6507	IFR6B	6770	BPR2ES BLYB	7090	BKR5EGP
5629	DP7EA-9	6014	BR9ECSIX-5	6508	CPR9EB-9	6773	BPR5ES BLYB	7092	BKR6EGP
5632	BCPR6E-11	6021	BM6A SOLID	6509	LTR6IX-11	6774	IZFR6K13	7094	ZFR6AGP
5643	BKR5ESA-11	6026	BPM6A-10	6510	LTR7IX-11	6775	BPR6ES BLYB	7096	ZFR5EGP
5648	IFR6Q-G	6043	ILZKAR7A10	6512	D6HA	6776	CMR5H BLYB	7098	ZFR5FGP
5649	BKR6EKE	6044	ITR5F13	6521	BM7A	6777	IMR9C-9H	7100	ZFR6FGP
5657	R5674-8	6046	DCPR7EIX	6525	Y-106-1	6778	CMR6H BLYB	7102	ZGR5AGP
5666	CR8EH-9	6077	R5883-11	6528	Y-114T	6779	BCPR6ES-11	7112	D8HA
5684	TR45-1GP	6125	Y-103	6535	CR5HSB	6784	CMR7A BLYB	7120	CR5HIX
5685	BPR5EIKU	6130	BCPR5ES	6544	IMR9D-9H	6785	CMR7H BLYB	7125	Y-154
5686	DR7EIX	6150	B4LMY BL1	6546	DCPR8EIX	6786	CR5HSB BLYB	7131	BPR6ES
5687	BR9HIX	6159	DILFR5C11D	6569	FR5AP-11E	6787	BR2-LM BLYB	7133	BPR6ES-11
5688	BCPR5EIX	6176	DILFR6D11	6578	BPR4ES SOLID	6799	LZKAR7A	7148	B9ES SOLID
5689	BCPR6EIX	6193	JR9C	6579	PTR5F-11	6801	BR10EIX	7149	GR4IX
5690	BCPR7EIX	6198	Y-752M	6588	IFR9H11	6817	LMAR8A-9S	7159	TR55-1GP
5691	BCPR7EIX-11	6205	LKAR9BI9	6596	R5671A-11	6821	C8HSA	7162	DR8EA
5693	BKR4EIX	6208	LR8B	6597	BPR5EIX	6825	Y-110	7164	TR55IX
5712	C-50	6213	SILMAR9A9S	6600	Y-543J	6832	BUR7EB-11	7168	DCPR8EKC
5722	BR9ES	6215	SILZKR6B11	6607	CPR8EB-9	6837	BUR6EFSZ	7173	R5672A-8
5724	BKR6E-N-11	6216	CR9EHIX-9	6612	BR8ET	6839	R2349-10	7177	UR5IX
5727	YA01	6221	BM6F	6615	BR7ES SOLID	6853	BPR9EIX	7189	XR4IX
5728	BMR4A	6222	BPR5HS	6619	LF6AIX-11	6855	ZFR7F-11	7210	BCP6ES-11
5740	Y-925J	6240	PLFR5A-11	6625	Y-107-1	6858	DFH6B-11A	7214	GR5IX
5757	PFR6X-11	6241	R5525-7	6628	Y-107V	6869	MAR9A-J	7222	BPR4ES
5760	PGR5C-11	6244	Y-306R	6629	DP9EA-9	6876	PZFR6F	7223	CR7HS
5766	IMR9C-9HES	6259	R6918B-7	6630	UR4	6884	LMAR9E-J	7226	BPR7ES-11

Stock Number to Part Number

NGK STK NO.	NGK PART NO.	NGK STK NO.	NGK PART NO.	NGK STK NO.	NGK PART NO.	NGK STK NO.	NGK PART NO.	NGK STK NO.	NGK PART NO.
7238	Y-301V	7613	BR10EYA	8201	ER8EHX	92650	LKR6E	96588	LTR6DI-8
7240	YR55	7634	BPR5ES-11	8756	Y-608J	92838	TR5C-12	96621	ILTR6G8G
7243	TR5-11X	7654	PLFR6A-11	8765	MAR8B-JDS	92873	LZKR6AIX	96652	ER9EHX
7252	FR5-1	7658	IFR6J11	8926	Y1002AS	92924	DILZKR7A11G	96779	ILFR5T11
7272	UR55IX	7669	CR8HIX	9029	DILKAR6A11	93026	DILKAR8A8	96780	LTR6AI-9
7274	CR6HIX	7677	BMR2A	9198	CPR7EAIX-9	93053	ILKR7E6	96870	ILTR6H8G
7293	XR45IX	7679	BR9EYA S25	9356	R0451B-8	93135	DILKR7A11	96957	DILKR7B6
7300	TR4IX	7692	MR8AI9	9723	SILZKR7B11	93188	LMAR9AI-10	96964	DILKAR7H11GS
7316	TR55-1IX	7696	PZFR6H	9810	CZ104	93220	LKAR7AGP-D	96987	SILZKBR8E8S
7317	R5724-8	7727	BP6EY	9970	CZ303	93298	LZFR5BI-11	97058	DR8EA BLYB
7321	BPM7A	7728	Y-203V	90046	Y1033AS	93322	PFR7AB	97177	LTR6CI-8
7327	BP5EY	7732	BP5ES-11	90074	DILZKR7A11DS	93411	SILZKR7B8E	97190	Y4002J
7331	BP6HS	7734	BPR5ES	90083	LTR5BI-13	93427	BPR8ES-6	97218	DILFR7B10G
7333	BP6ES	7740	PTR5C-13	90117	DILTR6E11	93444	LMAR8D-J	97225	LMAR9AI-8
7334	BP6ES-11	7743	PZFR5J-11	90137	DILZKAR7C11S	93476	SILZKAR7E8S	97287	ITR5H13
7348	UR6IX	7746	IFR7G-11KS	90156	ITR6G9	93482	SILZKAR7B11	97408	LZTR6AP11EG
7355	XR5IX	7751	ILZKR7B11	90174	DF8H-11B	93580	PFR7N8DS	97506	SILZKBR8D8S
7373	FR5	7755	BKR4ESA-11	90223	PLZKBR7B8DG	93618	SIKR9A7	97606	PLZFR5B13EG
7383	R5525-8	7756	R7420-11	90299	MR8F	93623	IFR7U-4D	97627	Y1021J
7385	CR7EIX	7763	R7376-9	90318	ZFR6U-9	93655	SILZKR7E8EG	97768	DPR8EA-9 BLYB
7390	BKR5EY	7764	SILMAR10A9S	90374	LTR6DP13	93759	DILFR5A11	97788	Y1032AS
7397	TR5IX	7772	PFR7G-11S	90537	LFR6A-11 BLYB	93815	SILZKR6B10E	97928	Y1037J
7400	R0045J-10	7773	UR6	90543	ILTR7E9	93819	ILKR8Q7	97932	IZFR5L11
7401	UR4IX	7781	ZFR5LP-13G	90607	ILTR5K13	93833	LMAR8C-9	98376	DILFR5A-11D
7405	R5672A-9	7784	CR8EB	90654	SILZKFR8E7S	93858	TR5BP12		
7411	CPR8E	7785	CR9EKPA	90656	ILTR6F9	93911	LKR7AIX		
7415	DCPR8EKP	7787	LFR6C-11	90760	ZFR6F-11 BLYB	94124	ILKAR7L11		
7418	IFR5J11	7788	BPR9ES	90813	TR5AI-13	94167	DIFR6D13		
7421	BMR6A	7790	PZFR6E-11	90856	IZFR7M6D	94290	ILZKR8A		
7432	B6ES	7791	R0409B-8	90882	ILTR5M9G	94460	PFR8S8EG		
7444	J10A	7795	KR9CI	90893	KR9C-G	94489	ILTR6M9G		
7447	BUZ8H	7797	BKR5EK	90894	LMAR8F-9	94716	PLKR7B8E		
7457	R5184-10	7803	DPR7EIX-9	90935	DILZKAR7B11	94731	DILKR7C11		
7464	Y-701R	7808	BKUR6ET	90982	MR7BI-8	94769	ILZTR6A8G		
7465	Y-119V	7823	BPR4HS	91039	IFR7X7G	94806	LTR6BP13		
7467	Y-271-2	7829	BP7HS-10	91064	SIMR8A9	94833	PLFER7A8EG		
7471	C8E	7832	BP5ES	91215	DILKAR7C9H	94841	GR9A-EG		
7472	BPM7A SOLID	7834	BP5EA-L	91234	IZFR6Q	94931	LR4C-E		
7473	C8EH-9	7839	DR7EA	91320	DPR7EA-9 BLYB	94940	ILKAR7C10		
7492	Y-146R	7840	CR5HSA	91360	MR8BI-8	95112	ILZKAR8H8S		
7493	Y-147T	7854	IFR5G11	91418	ILTR5E11	95264	DILKR6D11G		
7496	BCP5ES	7862	PZTR5A-15	91448	DILKR8B6	95350	DILZKR7B11G		
7499	C9E	7866	IFR5N10	91467	SILZKR7E9G	95369	SILTR6A7G		
7502	CR9EH-9	7880	Y-710J	91568	SILZKR6D8E	95397	IMR8E-9HES		
7505	SILFR6C11	7891	R5724-9	91578	DILKAR7G11GS	95399	SILMAR9B9		
7506	R0465B-10	7901	IJR7A9	91712	Y-510R	95609	IFR6Z7G		
7510	WR5IX	7909	AB-8	91715	IKR7H8	95627	LMAR8G		
7512	D6EA	7910	B6ES-11	91725	LTR6BI-13	95660	ILZKAR8J8SY		
7516	YR5IX	7912	D7EA	91924	ILZNR8A7G	95705	SILKR8B8DS		
7517	BUR6ET	7913	SILFR6A	92038	LF7A	95710	DILZKR7B11GS		
7526	BP9ES	7928	B10ES	92041	ZFR5AP	95712	LZFR6AP11GS		
7532	BPR5EA-L-11	7938	BKR5E	92085	IFR6V-10G	95741	CMR8H		
7534	B6HS	7942	R5672A-10	92145	LZFR5CI-11	95746	R8102B-10		
7543	CMR7A	7958	R5530-11	92174	LZFR5C-11	95770	ILZKBR7B8DG		
7544	CR7HIX	7963	PFR7Q	92182	LTR6BI-9	95853	LTR6AI13		
7546	CR7EK	7966	UR6GP	92238	DCPR8E BLYB	95875	SILZKFR8D7S		
7548	BR9EYA	7967	CR6EIA-9	92264	SPMR8A6HDG	95884	MR9F		
7554	ZNAR7AIX	7968	PZFR5D-11	92288	LMAR8AI-8	95897	MR7F		
7556	IMR9E-9HES	7969	BKR6EKUB	92340	CZ551	95945	IFR5A-11 BLYB		
7558	ZFR5F	7986	BR8ES-11	92482	DPR6EA-9 BLYB	96024	ILKAR8H6		
7559	UR45IX	7990	BKR6EYA	92491	DILFR6J11	96329	ILTR5L11		
7563	IZKR7B	7993	R5724-10	92579	CR9EIB-9	96361	PMR8C-H		
7588	YR55IX	7994	IFR5E11	92605	DILFR5E11	96509	ILZKAR7E11S		
7599	CMR5H	8196	DCPR6EIX	92628	BPM8Y S25 SOLID	96530	DCPR6E BLYB		



Accel to NGK / AC Delco to NGK

Table with columns for Competitor Part No., NGK Part No., and NGK Stock No. across three main sections: Accel, ACDelco, and ACDelco. The table lists various spark plug part numbers and their corresponding NGK equivalents.

NOTE: Cross references are provided as a GUIDE ONLY. Due to differences in design / materials, products produced by various mfrs may have different specifications. Please refer to specific application guide for proper usage.

AC Delco to NGK

Competitor Part No.	NGK Part No.	NGK Stock No.	Competitor Part No.	NGK Part No.	NGK Stock No.	Competitor Part No.	NGK Part No.	NGK Stock No.	Competitor Part No.	NGK Part No.	NGK Stock No.
ACDelco			ACDelco			ACDelco			ACDelco		
41-627	BKR5E-11	6953	41-932	TR55IX	7164	43S	R5670-6	2746	C44	B6S	3510
41-627	BKR5ESA-11	5643	41-933	PTR4B-15	5146	43TS	R5674-6	4449	C44N	B6ES	7432
41-628	BKR4E-11	5424	41-936	PTR5C-13	7740	43XL	B7ES	1111	C44NS	BP5ES	7832
41-628	BKR4ESA-11	7755	41-936	TR55IX	7164	43XLS	BP6ES	7333	C44S	R5670-5	2298
41-629	BKR5E	7938	41-937	PTR5C-13	7740	440T	R5673-7	2817	C44XL	B6ES	7432
41-630	FR45	3686	41-940	PTR4B-15	5146	440XLS	BP8ES	2912	C45	B-4	3210
41-631	ZFR5N	3459	41-942	PTR5C-13	7740	440XLS	R5672A-8	7173	C45L	B-4L	3112
41-800	BKR5EGP	7090	41-942	TR55IX	7164	445Z	B8HS	5510	C46	B-4	3210
41-801	FR5GP	3248	41-943	PTR5C-13	7740	44F	B5HS	4210	C47	B-4	3210
41-801	BKR6EP-11	2978	41-943	TR55IX	7164	44FF	B5HS	4210	C47W	B-4	3210
41-802	PGR5C-11	5760	41-947	TR55IX	7164	44FFS	BP5HS	4111	C49	B-2	3110
41-803	UR5GP	3547	41-948	PTR5C-13	7740	44N	B6ES	7432	C73	G-2Z	3320
41-804	PFR6G-11	5555	41-948	TR4IX	7300	44NS	BP5ES	7832	C81	AB-8	7909
41-805	PTR5D-10	3784	41-950	PTR5C-13	7740	44S	R5670-5	2298	C82	AB-7	3010
41-806	ZFR6A-11	1041	41-952	PZTR5A-15	7862	44T	YR5	7052	C83	AB-7	3010
41-806	PZFR6F-11	3271	41-952	TR55IX	7164	44TS	UR4	6630	C83T	A6FS	2210
41-808	FR4GP	2685	41-955	PTR5A-13	2467	44XL	B6ES	7432	C84T	A6FS	2210
41-809	UR5GP	3547	41-962	PTR5D-10	3784	44XLO	BP5ES	7832	C85	AB-6	2910
41-810	ITR5H13	97287	41-963	PTR5C-13	7740	44XLS	BP5ES	7832	C85TS	WR5	2438
41-810	PTR5C-13	7740	41-965	PTR5A-13	2467	45F	B5HS	4210	C86	AB-6	2910
41-811	TR55-1GP	7159	41-974	PZTR5A-15	7862	45FF	B5HS	4210	C87	AB-6	2910
41-812	TR6IX	3689	41-974	TR55IX	7164	45FFS	BP5HS	4111	C88	AB-2	3020
41-812	PTR5C-13	7740	41-979	PTR4B-15	5146	45L	B-4L	3112	C88L	AB-2	3020
41-813	GR4	2635	41-980	PTR5C-13	7740	45NS	BP5ES	7832	CF44TS	UR4	6630
41-814	ILTR5K13	90607	41-981	PTR5A-13	2467	45S	R5670-5	2298	CFR1CLS	BKR7E	4644
41-814	LTR5BI-13	90083	41-983	PTR4B-15	5146	45TS	UR4	6630	CFR2CLS	BKR6E	6962
41-814	PTR5A-13	2467	41-984	PTR4B-15	5146	45XL	B6ES	7432	CR42CFS	UR5	2771
41-815	FR45GP	3072	41-985	IZTR5B11	1465	45XLS	BP5ES	7832	CR42CXLS	BPR6ES	7131
41-816	UR55IX	7272	41-986	TR5IX	7397	46F	B5HS	4210	CR42CXLS	GR5	2851
41-817	UR5GP	3547	41-987	PTR5C-13	7740	46FF	B5HS	4210	CR42N	BR7ES	5122
41-818	XR45IX	7293	41-988	PLTR6A-10G	3587	46FFS	BP5HS	4111	CR42TS	UR5	2771
41-819	GR45GP	3142	41-990	PTR5A-13	2467	46N	B5ES	6410	CR43	BR6S	3522
41-821	UR5GP	3547	41-991	TR7IX	3690	46S	R5670-5	2298	CR43CXLS	BPR6ES	7131
41-822	TR5-1GP	3716	41-993	PTR4G-15	1209	46TS	UR4	6630	CR43K	BR6S	3522
41-823	WR4-1	4652	41-993	PTR4B-15	5146	46XL	B5ES	6410	CR43N	BR6ES	4922
41-824	TR55-1GP	7159	41F	B8HS	5510	46XLS	BP4ES	6928	CR43S	XR5	3332
41-825	PFR6G	4793	41TS	UR6IX	7348	47FF	B-4H	4110	CR43TS	UR5	2771
41-826	UR55IX	7272	41XL	B8ES	2411	47S	BPMR4A SOLID	5113	CR43TSM	UR5	2771
41-827	BPR5EGP	7082	41XL	R5671A-8	4554	47XL	B4ES	4129	CR44N	BR6ES	4922
41-828	BPR7EIX	4055	41XLS	BP7ES	1034	83CTS	WR5	2438	CR44NS	BPR5ES	7734
41-829	IFR7G-11KS	7746	42OZ	B-4H	4110	83TS	WR5	2438	CR44NS	GR4	2635
41-830	YR5GP	2953	422Z	B5HS	4210	84T	A6FS	2210	CR44TS	UR4	6630
41-831	BKR4EIX	5693	425F	B6HS	7534	84TS	WR5	2438	CR44TSM	UR5	2771
41-833	XR5IX	7355	425Z	B6HS	7534	85T	WR5	2438	CR45TS	UR4	6630
41-834	LZTR4AGP	5017	426FS	BP6HS	7331	85TS	WR5	2438	CR5CXLS	GR5GP	3351
41-834	PLZTR4A-13	4997	42F	B6HS	7534	86TS	WR5	2438	CR83T	AR6FS	3323
41-835	LZFR6AP-11GS	95712	42FF	B6HS	7534	B402I	B6S	3510	CS40	BM7A	6521
41-837	LZTR5AGP	3381	42FS	BP6HS	7331	B403I	B-4	3210	CS41	BM7A	6521
41-900	TR5IX	7397	42LTS	BPR6EFS	3623	B43	B6S	3510	CS41T	BM7F	6421
41-902	TR55IX	7164	42S	R5670-6	2746	B44FS	BP5HS	4111	CS42	BM7A	6521
41-902	PTR4B-15	5146	42TS	R5674-6	4449	B44S	XR5IX	7355	CS42S	BM7A	6521
41-904	TR5IX	7397	42XL	B8ES	2411	B45	B-4	3210	CS42T	BM6F	6221
41-905	UR4IX	7401	42XLS	BP6ES	7333	C41	B7S	3710	CS44TA	BM6F	6221
41-906	TR5IX	7397	43OZ	B7HS	5110	C42I	B6S	3510	CS45	BM6A	5921
41-907	TR5IX	7397	436T	R5673-9	3442	C42-1	B6S	3510	CS45T	BM6F	6221
41-908	PTR4B-15	5146	436TS	R5674-9	6468	C42CFS	BP6HS	7331	CS49	BM4A	5628
41-910	TR5IX	7397	436XLS	BP9ES	7526	C42CLTS	TR5	2238	CSR42S	BPMR7A	4626
41-913	TR55IX	7164	436XLS	R5672A-9	7405	C42CXLS	BP6ES	7333	CSR45	BMR6A	7421
41-919	PTR5C-13	7740	438T	R5673-8	3249	C42LTS	TR5	2238	FR1LS	BKR6E	6962
41-919	TR55IX	7164	438TS	R5674-8	5657	C42N	B7ES	1111	FR2LS	BKR6E	6962
41-921	PTR4B-15	5146	438XLS	BP8ES	2912	C42XLS	BP5ES	7832	FR2LS	FR5	7373
41-928	TR55-1IX	7316	438XLS	R5672A-8	7173	C43	B6S	3510	FR2LSK	BKR6E	6962
41-929	TR55IX	7164	43F	B6HS	7534	C43CLTS	TR5	2238	FR2LSK	FR5	7373
41-931	PTR5C-13	7740	43FFS	BP6HS	7331	C43CXLS	BP6ES	7333	FR3CLS	BKR5E	7938
41-931	TR55IX	7164	43FS	BP6HS	7331	C43L	B-6L	3212	FR3CLS*	BKR5E	7938
41-932	PZTR5A-15	7862	43N	B7ES	1111	C43N	B6ES	7432	FR3CLS*	FR4	5155

NOTE: Cross references are provided as a GUIDE ONLY. Due to differences in design / materials, products produced by various mfrs may have different specifications. Please refer to specific application guide for proper usage.



AC Delco to NGK

Competitor Part No.	NGK Part No.	NGK Stock No.	Competitor Part No.	NGK Part No.	NGK Stock No.	Competitor Part No.	NGK Part No.	NGK Stock No.	Competitor Part No.	NGK Part No.	NGK Stock No.
ACDelco			ACDelco			ACDelco			ACDelco		
FR3CLS6	BKR5E-11	6953	R41XLS	BPR9ES	7788	R43TSX	UR55	2248	R46XLS	BPR4ES	7222
FR3CLS6	FR45	3686	R425LTS	BPR6EFS	3623	R43TX	YR55	7240	R47S	XR4	5858
FR3CLS6*	FR45	3686	R42-5LTS	BPR6EFS	3623	R43XL	BR7ES	5122	R83CT	AR6FS	3323
FR3LM	ZFR5A-11	5084	R42-5LTS	TR5	2238	R43XLS	BPR6ES	7131	R83CTS	WR5	2438
FR3LS	BKR5E	7938	R425TS	BPR6FS	2623	R43XLS	GR5	2851	R83T	AR6FS	3323
FR3LS	FR4	5155	R42-5TS	BPR6FS	2623	R44	BR6S	3522	R83TS	WR5	2438
FR3LS6	FR45	3686	R42-5TS	UR5	2771	R44CF	BR5HS	3722	R84TS	WR5	2438
FR3LSJ	FR4	5155	R426FS	BPR6HS	7022	R44CNTSE	TR5-1	7060	R84TSX	WR5	2438
FR3LSK	BKR4E	4421	R42-6FS	BPR6HS	7022	R44CXL	BR6ES	4922	R85T	AR6FS	3323
FR3LSK	FR4	5155	R42CF	BR6HS	3922	R44CXLS	BPR5ES	7734	R85TS	WR5	2438
FR4LE	ZFR4F-11	4043	R42CFS	BPR6HS	7022	R44F	BR5HS	3722	R86T	AR6FS	3323
FR4LS	BKR4E	4421	R42CLTS	BPR6EFS	3623	R44LT	BR6EF	3177	R86TS5	WR5	2438
FR4LS	FR4	5155	R42CLTS	TR5	2238	R44LTS	TR4	3754	S102F	C7HSA	4629
FR4LSJ	BKR4E	4421	R42CT	BR6FS	4323	R44LTS6	TR55	3951	S104F	C6HSA	3228
FR4LSJ	FR4	5155	R42CTS	BPR6FS	2623	R44LTS6K	TR55IX	7164	S121F	D8HA	7112
FR5LS	BKR4E	4421	R42CTS	UR5	2771	R44LTSK6	TR55	3951	S121XL	D8EA	2120
FR5LS	FR4	5155	R42CXL	BR8ES	5422	R44LTSM	TR4	3754	S122F	D8HA	7112
IC83	AB-7	3010	R42CXLS	BPR6ES	7131	R44LTSM	TR5	2238	S123XL	D7EA	7912
LM46	B4-LM	3410	R42CXLS	GR5	2851	R44LTSM6	TR55	3951	S124FS	D6HA	6512
LM49	B4-LM	3410	R42F	BR6HS	3922	R44LTSMA	TR4	3754	S404XLG	B10EG	3630
LM6	B4-LM	3410	R42FS	BPR6HS	7022	R44N	BR6ES	4922	S408XLG	B9EG	3530
M40FF	B9HS	5810	R42LTS	BPR6EFS	3623	R44NS	BPR5ES	7734	S40F	B9HS	5810
M40FFX	B9HS-10	3626	R42LTS	TR5	2238	R44NTSE	TR5-1	7060	S40FR	BR9HS	4522
M41FF	B8HS	5510	R42LTS6	TR55	3951	R44S	XR4	5858	S40FR*	BR9HS	4522
M41K	B8S	3810	R42LTSM	BPR6EFS	3623	R44SX	XR45	4536	S40XL	B10ES	7928
M42FF	B7HS	5110	R42LTSM	TR5	2238	R44T	YR5	7052	S40XL	R5671A-10	5820
M42K	B7S	3710	R42LTSYM	TR5	2238	R44TS	UR4	6630	S40XLG	BR9ECS	4677
M43FF	B6HS	7534	R42S	R5670-6	2746	R44TS8	UR45	6945	S40XLR	BR8ES	5422
M43S	R5670-6	2746	R42T	BR6FS	4323	R44TSX	UR45	6945	S40XLR*	BR9ES	5722
M44B	B6S	3510	R42TS	BPR6FS	2623	R44TX	YR55	7240	S41F	B8HS	5510
M44C	B6S	3510	R42TS	UR5	2771	R44XL	BR6ES	4922	S41FR	BR8HS	4322
M44L	B-6L	3212	R42TSM	BPR6FS	2623	R44XLS	BPR5ES	7734	S41XL	B9ES	2611
M45	B-4	3210	R42TSM	UR5	2771	R44XLS	GR4	2635	S41XL	R5671A-9	5238
M45FF	B5HS	4210	R42TX	YR55	7240	R44XLS6	GR45	4268	S41XLG	BR8ECM	3035
M47	B-4	3210	R42XL	BR8ES	5422	R44XLSE	ZGR5C	6334	S41XLR	BR9ES	5722
M86	AB-6	2910	R42XLS	BPR6ES	7131	R44XLSM	ZGR5C	6334	S42	B7S	3710
M90	R5670-9	3913	R42XLS	GR5	2851	R45	BR6S	3522	S42*	B7S	3710
MB42K	B6S	3510	R42XLS6	GR5	2851	R45LS	B-4L	3112	S42F	B7HS	5110
MC104F	C6HSA	3228	R42XLSM	ZGR5C	6334	R45LTS6	TR55	3951	S42FR	BR7HS	4122
MC122F	D8HA	7112	R43	BR6S	3522	R45LTS6K	TR55IX	7164	S42FR*	BR7HS	4122
MC124FS	D6HA	6512	R43C	BR6S	3522	R45LTSK6	TR55	3951	S42XL	B8ES	2411
MC41	B8S	3810	R43CFS	BPR6HS	7022	R45LTSM	TR4	3754	S42XLR	BR8ES	5422
MC41F	B8HS	5510	R43CNTSE	TR5-1	7060	R45NS	BPR5ES	7734	S42XLR*	BR8ES	5422
MC42	B8S	3810	R43CS	XR5	3332	R45NSX	GR45	4268	S438XLG	BR8EIX	5044
MC42F	B7HS	5110	R43CT	BR6FS	4323	R45NTSE	TR5-1	7060	S438XLG*	B8EG	3430
MC44	B7S	3710	R43CTS	BPR6FS	2623	R45S	XR4	5858	S43XL	B7ES	1111
MR41T	BR6FS	4323	R43CTS	UR5	2771	R45SX	XR45	4536	S43XLR	BR7ES	5122
MR42K	BR6S	3522	R43CTS6	UR55	2248	R45T	YR5	7052	S44	B6S	3510
MR42LTS	BPR6EFS	3623	R43CXL	BR7ES	5122	R45TS	UR4	6630	S44*	B6S	3510
MR43LTS	TR5	2238	R43CXLS	BPR6ES	7131	R45TS8	UR45	6945	S44F	BR5HS	3722
MR43T	BR6FS	4323	R43FS	BPR6HS	7022	R45TSX	UR45	6945	S44F*	B5HS	4210
MR44C	BR6S	3522	R43LTS	BPR6EFS	3623	R45TX	YR55	7240	S44XL	B6ES	7432
MR44T	YR5	7052	R43LTS	TR5	2238	R45XL	BR6ES	4922	S45F	B5HS	4210
MR45	B-4	3210	R43LTS6	TR55	3951	R45XLS	BPR4ES	7222	S46	B-4	3210
R415TS	BPR6FS	2623	R43LTS6	TR4	3754	R45XLS6	GR45	4268	S46*	B-4	3210
R41-5TS	BPR6FS	2623	R43LTSM	TR5	2238	R46	BR6S	3522	S81F	AB-8	7909
R41-5TS	UR5	2771	R43LTSX	TR55	3951	R46LTS	TR4	3754	S82F	AB-8	7909
R41CF	BR7HS	4122	R43N	BR7ES	5122	R46N	BR5ES	5866	S83F	AB-7	3010
R41CSL	BR8ES	5422	R43NTSE	TR5-1	7060	R46S	XR4	5858	S85F	AB-6	2910
R41CXL	BR9ES	5722	R43S	R5670-6	2746	R46SX	XR45	4536	SB41	B7S	3710
R41CXLS	BPR7ES	5534	R43T	BR6FS	4323	R46SZ	UR45	6945	SN46	B-4	3210
R41CXLS	BPR8ES	3923	R43T6	YR55	7240	R46T	YR5	7052	SV41XL	BUE	2322
R41F	BR9HS	4522	R43TS	BPR6FS	2623	R46TS	UR4	6630	SV4XL	BUE	2322
R41TS	BPR6FS	2623	R43TS	UR5	2771	R46TSX	UR45	6945	TC42	B8S	3810
R41TS	UR6	7773	R43TS6	UR55	2248	R46TX	YR55	7240	TC45	B6S	3510
R41XL	BR9ES	5722	R43TSK	UR5	2771	R46XL	BR5ES	5866	TC49	B-2	3110

NOTE: Cross references are provided as a GUIDE ONLY. Due to differences in design / materials, products produced by various mfrs may have different specifications. Please refer to specific application guide for proper usage.

AC Delco to NGK / Autolite to NGK

Competitor Part No.	NGK Part No.	NGK Stock No.	Competitor Part No.	NGK Part No.	NGK Stock No.	Competitor Part No.	NGK Part No.	NGK Stock No.	Competitor Part No.	NGK Part No.	NGK Stock No.
ACDelco			Autolite			Autolite			Autolite		
TC81	AB-8	7909	102	BP7EFS	3526	357	B-4	3210	685	YR55	7240
TC82	AB-8	7909	103	TR6	4177	358	B-2	3110	687	YR55	7240
TC83	AB-7	3010	103	BPR6EFS	3623	363	BR6S	3522	704	UR5	2771
TC85	AB-6	2910	104	TR55	3951	372	AB-8	7909	723	UR5	2771
TC86	AB-6	2910	104	TR5	2238	373	AB-7	3010	724	UR5	2771
V40FFK	BUHW-2	5626	104	BPR6EFS	3623	374	AB-7	3010	725	UR4	6630
V40FFM	BUHW	2622	105	TR5	2238	375	AB-6	2910	726	UR4	6630
V40FFS	BUH	2422	106	TR5	2238	376	AB-6	2910	727	UR4	6630
VB40FFM	BUHXW-1	5526	115	A6FS	2210	377	AB-6	2910	744	WR5	2438
VR40FFK	BUZHW-2	2173	117	A6FS	2210	378	AB-6	2910	745	WR5	2438
VR40FFM	BUZHW	2147	124	AR6FS	3323	379	AB-2	3020	746	WR5	2438
Autolite			127	AR6FS	3323	386	AB-6	2910	747	WR5	2438
12	R5674-7	5034	132	R5673-10	4050	393	B7ES	1111	763	TR5-1	7060
13	UR6	7773	133	R5673-9	3442	393	R5671A-7	4091	764	TR5-1	7060
14	UR6	7773	134	R5673-8	3249	394	B6ES	7432	765	TR5	2238
15	UR4	6630	135	R5673-7	2817	395	B5ES	6410	766	TR5	2238
16	UR4	6630	136	R5673-6	2405	396	B5ES	6410	767	TR5-1	7060
23	UR5	2771	143	YR5	7052	397	B5ES	6410	784	AR6FS	3323
24	BPR6FS	2623	144	YR5	7052	398	B4ES	4129	804	AR6FS	3323
24	UR5	2771	145	YR5	7052	402	BR8ES	5422	847	XR45	4536
25	UR4	6630	146	YR5	7052	403	BR6ES	4922	865	TR5	2238
25	UR45	6945	147	YR5	7052	404	BR6ES	4922	884	TR55	3951
26	UR45	6945	156	WR5	2438	405	BR5ES	5866	915	ZGR5C	6334
26	UR4	6630	166	WR5	2438	406	BR5ES	5866	925	ZGR5C	6334
27	UR45	6945	203	BPR6FS	2623	411	B9HS	5810	935	GR4	2635
32	AP8FS	2227	203	UR5	2771	413	B7HS	5110	935	BPR5ES	7734
33	AP7FS	2127	215	B-6L	3212	414	B6HS	7534	945	GR4	2635
34	WR5	2438	216	B-2	3110	415	B5HS	4210	945	BPR5ES	7734
35	WR5	2438	217	B-4L	3112	416	B5HS	4210	965	UR45	6945
36	WR5	2438	218	B-4L	3112	417	B-4H	4110	966	XR45	4536
37	WR5	2438	235	BM6A	5921	421	BR8HS	4322	985	ZFR4F-11	4043
44	WR5	2438	245	BMR6A	7421	422	BR7HS	4122	996	B-6L	3212
45	WR5	2438	253	BM7A	6521	424	B6HS	7534	1101	Y-918J	3704
46	WR5	2438	254	BM6A	5921	425	BR5HS	3722	1102	Y-924J	3473
50	R5672A-10	7942	255	B-4	3210	426	BR5HS	3722	1103	Y-924J	3473
51	BP8ES	2912	258	B4-LM	3410	436	B-6L	3212	1104	Y-918J	3704
51	R5672A-9	7405	258	BM4A	5628	437	B-4L	3112	1111	Y1037J	97928
52	BP7ES	1034	258	BMR4A	5728	456	BR4-LM	4133	1114	Y-4002J	97190
52	R5672A-8	7173	273	BP6HS	7331	458	BR2-LM	5798	1116	Y-732J	5909
53	BP6ES	7333	274	BP6HS	7331	458	BR2-LM	5798	1117	Y-4002J	97190
54	BP6ES	7333	275	BP5HS	4111	472	B9EFS	1085	1118	Y-745U	4705
55	BP5ES	7832	276	BP5HS	4111	473	B9EFS	1085	1119	Y-408JS	5616
56	BP5ES	7832	283	BPR7HS	6422	474	B8EFS	1049	1120	Y1033AS	90046
57	BP4ES	6928	284	BPR6HS	7022	483	BR7EFS	1094	2272	AB-7	3010
62	BPR7ES	5534	292	B8S	3810	494	B-6L	3212	2413	B10EGP	5224
63	BPR6ES	7131	294	B6S	3510	495	B-6L	3212	2414	B10EG	3630
63	BPR6ES	7131	295	B-4	3210	497	B-4L	3112	2415	B9EG	3530
64	GR5	2851	297	B-4	3210	515	BP5HS	4111	2416	B8EG	3430
64	BPR6ES	7131	298	B-2	3110	516	BP5HS	4111	2417	BR7EIX	6664
65	GR4	2635	302	BR6S	3522	517	BP4HS	3611	2453	BR10HIX	6692
65	BPR5ES	7734	303	BR6S	3522	535	B5HS	4210	2526	BR8EQ-14	2329
66	BPR2ES	2264	304	BR6S	3522	536	B-4H	4110	2543	TR5-1	7060
67	BPR4ES	7222	306	B-4	3210	566	XR45	4536	2544	TR5-1	7060
72	R5670-7	2891	308	B-2	3110	567	XR45	4536	2545	TR5-1	7060
73	R5670-6	2746	312	B8S	3810	584	AR6FS	3323	2546	TR5-1	7060
74	R5670-6	2746	313	B7S	3710	603	TR55	3951	2554	BPM6F	5950
75	XR5IX	7355	314	B6S	3510	604	TR55	3951	2585	GR4	2635
76	XR5IX	7355	315	B6S	3510	605	TR55	3951	2585	BPR5ES	7734
77	XR4	5858	316	B6S	3510	606	TR55	3951	2592	B10ES	7928
84	XR5	3332	317	B-4	3210	646	GR45	4268	2592	R5671A-10	5820
85	XR5	3332	318	B-2	3110	664	UR55	2248	2593	R5671A-9	5238
86	XR4	5858	344	AR6FS	3323	665	UR45	6945	2594	B9ES	2611
87	XR4	5858	353	B8S	3810	666	UR45	6945	2594	R5671A-9	5238
92	R5724-10	7993	354	B6S	3510	667	UR45	6945	2611	B10ES	7928
93	R5724-9	7891	355	B6S	3510	683	YR55	7240	2611	R5671A-11	6596
94	R5724-8	7317	356	B-4	3210	684	YR55	7240	2612	B9ES	2611

NOTE: Cross references are provided as a GUIDE ONLY. Due to differences in design / materials, products produced by various mfrs may have different specifications. Please refer to specific application guide for proper usage.



Autolite to NGK

Competitor Part No.	NGK Part No.	NGK Stock No.	Competitor Part No.	NGK Part No.	NGK Stock No.	Competitor Part No.	NGK Part No.	NGK Stock No.	Competitor Part No.	NGK Part No.	NGK Stock No.
Autolite			Autolite			Autolite			Autolite		
2612	R5671A-10	5820	3226	XR5	3332	3922	BKR6EK	2288	5125	WR4-1	4652
2613	B9ES	2611	3227	XR5	3332	3923	BKR6E-11	2756	5143	TR5-1	7060
2613	R5671A-9	5238	3243	TR5	2238	3923	BKR7ES-11	4952	5144	TR5-1	7060
2614	B8ES	2411	3243	BPR6EFS	3623	3924	BKR5E-11	6953	5184	BKR5E	7938
2614	R5671A-8	4554	3244	TR5	2238	3924	BKR5E	7938	5224	ZFR6A-11	1041
2615	B7ES	1111	3244	BPR6EFS	3623	3924	BKR6ES-11	5553	5224	ZFR6F-11G	6987
2615	R5671A-7	4091	3245	TR5	2238	3924	FR5	7373	5243	TR5	2238
2616	B6ES	7432	3246	TR5	2238	3924	CS6 S100	1716	5243	BPR6EFS	3623
2626	BUR7EQ	6917	3263	R5673-9	3442	3926	BKR5ES-11	2382	5245	TR4	3754
2626	BUR9EQ	5777	3264	R5673-8	3249	3927	BKR5ES-11	2382	5245	TR5	2238
2634	B9HS-10	3626	3265	BR6FS	4323	3931	R5671A-11	6596	5285	YR5	7052
2635	B8HS	5510	3265	YR5	7052	3932	R5671A-10	5820	5325	LZFR5C-11	92174
2636	B7HS	5110	3266	YR5	7052	3933	R5671A-9	5238	5503	BKR6E-11	2756
2645	BZ7HS-10	3579	3267	YR5	7052	3934	R5671A-8	4554	5503	BKR6ES-11	5553
2652	B9HS-10	3626	3286	WR5	2438	3935	R5671A-7	4091	5682	LZKAR7A	6799
2653	B7HS	5110	3303	BPR6FS	2623	3954	DR8EA	7162	6003	LZFR5C-11	92174
2654	B7HS	5110	3303	UR5	2771	3964	DR8ES-L	2923	9062	BUR6ET	7517
2655	B6HS	7534	3325	B-6L	3212	3983	UR45	6945	9063	BUR6ET	7517
2656	B5HS	4210	3327	B-4L	3112	3985	UR45	6945	103DP2	TR6	4177
2675	B-6L	3212	3345	BMR7A	4226	4043	BPR6ES-11	7133	104BP	TR5	2238
2676	B-6L	3212	3364	BPR6HS	7022	4051	R7435-10	4897	104DP2	TR5	2238
2677	B-4L	3112	3382	BR6S	3522	4051	B10ES	7928	106BP	TR5	2238
2695	AB-8	7909	3383	BR6S	3522	4052	B9ES	2611	145BP	YR5	7052
2696	AB-7	3010	3384	BR6S	3522	4052	BKR9EIX	2669	216DP	B-2	3110
2697	AB-6	2910	3386	BR6S	3522	4052	R5671A-9	5238	23BP	UR5	2771
2715	D8HA	7112	3388	BR6S	3522	4053	B9ES	2611	24BP	BPR6FS	2623
2716	D6HA	6512	3404	AR6FS	3323	4053	BKR8EIX	2668	24DP2	BPR6FS	2623
2735	D6HA	6512	3423	B8S	3810	4054	BR7ES	5122	2544BP	TR5-1	7060
2744	BUR4EB-11	5370	3426	BR6S	3522	4054	BR7ES	5122	2545BP	TR5-1	7060
2755	D8EA	2120	3462	BR7ES	5122	4055	BR6ES	4922	2545DP2	TR5-1	7060
2772	AB-8	7909	3463	BR6ES	4922	4055	BR6ES	4922	2546BP	TR5-1	7060
2773	AB-7	3010	3464	BR6ES	4922	4056	B6ES	7432	254DP	BM6A	5921
2775	AB-6	2910	3465	BR5ES	5866	4062	BR9ES	5722	2554DP	BPM6F	5950
2794	C8HSA	6821	3466	BR5ES	5866	4063	BR9ES	5722	255BP	B-4	3210
2795	C7HSA	4629	3485	BR5HS	3722	4092	B7HS	5110	255DP	B-4	3210
2796	C6HSA	3228	3486	BR5HS	3722	4093	B7HS	5110	258DP	B4-LM	3410
2852	BUH	2422	3507	B-6L	3212	4113	BP6HS	7331	25BP	UR4	6630
2872	BUHW	2622	3547	XR45	4536	4114	BP6HS	7331	25DP2	UR4	6630
2892	BUHX	2522	3565	TR5	2238	4121	BPZ8H-N-10	4495	26BP	UR45	6945
2932	BUE	2322	3604	UR45	6945	4122	BPR7HS-10	1092	26DP2	UR45	6945
2954	BM7F	6421	3605	UR45	6945	4123	BPR6HS	7022	2956DP	BM6F	6221
2956	BM6F	6221	3606	UR45	6945	4132	D8EA	2120	295DP	B-4	3210
2974	BPM7A	7321	3607	UR45	6945	4143	DR8ES-L	2923	2974DP	BPM7A	7321
2974	BPMR8Y	2218	3623	YR55	7240	4152	DP9EA-9	6629	353DP	B8S	3810
2976	BPMR6A	6726	3624	BR6FS	4323	4153	DP8EA-9	5829	3926BP	BKR5ES-11	2382
2976	BPMR7A	4626	3625	YR55	7240	4162	DPR9EA-9	5329	3926DP2	BKR5ES-11	2382
3012	B8S	3810	3627	YR55	7240	4163	DR8ES-L	2923	404BP	BR6ES	4922
3013	B7S	3710	3647	XR45	4536	4164	DCPR8E	4339	4054DP2	BR7ES	5122
3014	B6S	3510	3666	B4-LM	3410	4164	D7EA	7912	4092DP	B7HS	5110
3017	B-4	3210	3684	BR7HS	4122	4173	D8HA	7112	4093DP	B7HS	5110
3035	AB-6	2910	3686	BR6HS	3922	4193	C7HSA	4629	4113DP2	BP6HS	7331
3036	UR45	6945	3702	BR9ES	5722	4194	CR5HSB	6535	4163DP	DR8ES-L	2923
3055	A6FS	2210	3703	BR9ES	5722	4203	CR7HS	7223	4163DP2	DR8ES-L	2923
3116	AB-6	2910	3704	BR8ES	5422	4251	BP8ES	2912	4164DP	D7EA	7912
3203	GR5	2851	3705	BR6ES	4922	4251	R5672A-8	7173	4265DP	BP5ES	7832
3203	BPR6ES	7131	3706	BR6ES	4922	4252	BP7ES	1034	4265DP2	BP5ES	7832
3204	GR5	2851	3724	TR5	2238	4253	BP6ES	7333	4302DP	CR8E	1275
3204	BPR6ES	7131	3854	D8EA	2120	4261	BPR8ES	3923	4303DP	CR7E	4578
3205	GR4	2635	3885	ZGR5C	6334	4263	GR5	2851	456BP	BR4-LM	4133
3205	BPR5ES	7734	3896	ZGR5C	6334	4263	BPR5ES	7734	456DP	BR4-LM	4133
3206	GR4	2635	3910	R5672A-9	7405	4265	BP5ES	7832	458BP	BR2-LM	5798
3206	BPR5ES	7734	3911	R5672A-8	7173	4265	BPR5ES	7734	458DP	BR2-LM	5798
3207	GR4	2635	3912	BKR7E	4644	4275	R5670-5	2298	45BP	WR5	2438
3207	BPR5ES	7734	3922	BCPR7ET	5509	4302	CR8E	1275	45DP2	WR5	2438
3224	XR5	3332	3922	BKR6EKUB	7969	4303	CR7E	4578	46BP	WR5	2438
3225	XR5	3332	3922	ZFR6F-11G	6987	4316	B-6L	3212	46DP2	WR5	2438

NOTE: Cross references are provided as a GUIDE ONLY. Due to differences in design / materials, products produced by various mfrs may have different specifications. Please refer to specific application guide for proper usage.

Autolite to NGK

Competitor Part No.	NGK Part No.	NGK Stock No.	Competitor Part No.	NGK Part No.	NGK Stock No.	Competitor Part No.	NGK Part No.	NGK Stock No.	Competitor Part No.	NGK Part No.	NGK Stock No.
Autolite			Autolite			Autolite			Autolite		
5125BP	WR4-1	4652	AP3923	BKR6EGP	7092	AP985	ZFR5N	3459	APP764	TR5GP	3186
5125DP2	WR4-1	4652	AP3923DP2	BCPR6EGP	7088	AP985DP2	ZFR5FGP	7098	APP765	TR5GP	3186
5144BP	TR5-1	7060	AP3924	BCPR6EGP	7088	APP103	PTR6D-13	5598	APP847	XR45	4536
5144DP2	TR5-1	7060	AP3924	BKR5EGP	7090	APP103DP2	PTR6D-13	5598	APP985	ZFR5N	3459
5184BP	BKR5E	7938	AP3924DP2	BCPR6EGP	7088	APP104	PTR5D-10	3784	AR103	BPR6EFS	3623
5224BP	ZFR6A-11	1041	AP403	BPR6EGP	7084	APP104	PTR5C-13	7740	AR103	TR6	4177
5224DP2	ZFR6A-11	1041	AP404	BPR6EGP	7084	APP104DP2	PTR5D-10	3784	AR12	R5674-7	5034
5245BP	TR4	3754	AP425	BR6HIX	3419	APP105	PTR5D-10	3784	AR13	R5674-7	5034
5245DP2	TR4	3754	AP45	WR5IX	7510	APP105DP2	TR5GP	3186	AR132	R5673-9	3442
5503DP2	BKR6E-11	2756	AP46	WR5IX	7510	APP106	PTR5D-10	3784	AR133	R5673-8	3249
605BP	TR55	3951	AP5125	WR5IX	7510	APP145	YR5GP	2953	AR134	R5673-8	3249
605DP2	TR55	3951	AP5143	TR5-1GP	3716	APP23	UR5GP	3547	AR135	R5673-7	2817
606DP2	TR55	3951	AP5143	TR55-1GP	7159	APP24	UR5GP	3547	AR23	UR5	2771
63BP	BPR6ES	7131	AP5144	TR5-1GP	3716	APP24DP2	UR5GP	3547	AR24	UR5	2771
63DP2	BPR6ES	7131	AP5144	TR55-1GP	7159	APP25	UR5GP	3547	AR25	UR4	6630
646BP	GR45	4268	AP5144DP2	TR5-1GP	3716	APP2544	TR5-1GP	3716	AR2592	R6061-10	5962
646DP2	GR45	4268	AP5145	TR5-1GP	3716	APP2545	TR5-1GP	3716	AR2592	BR10EYA	7613
64BP	GR5	2851	AP5145	TR55-1GP	7159	APP2546	TR5-1GP	3716	AR2593	B9ES	2611
64DP	GR5	2851	AP5145DP2	TR5-1GP	3716	APP25DP2	UR5GP	3547	AR2593	R6061-9	4074
64DP2	GR5	2851	AP5164	TR5GP	3186	APP26	UR45GP	3207	AR2594	B9ES	2611
65BP	GR4	2635	AP5184	TR55GP	3403	APP3923	PFR6L-11	4639	AR2594	R6061-9	4074
65DP2	GR4	2635	AP5224	ZFR6AGP	7094	APP3923DP2	PFR6L-11	4639	AR32	AP7FS	2127
666BP	UR45	6945	AP5224	ZFR6FGP	7100	APP3924	PFR5B-11	2300	AR33	AP7FS	2127
666DP2	UR45	6945	AP5224DP2	ZFR6AGP	7094	APP392411	BKR5EP-11	3440	AR3910	R5672A-9	7405
66BP	BPR2ES	2264	AP5243	TR55GP	3403	APP3924DP2	PFR5B-11	2300	AR3910X	R5672A-9	7405
66DP2	BPR2ES	2264	AP5245	TR55GP	3403	APP3926	PFR5G-11	2647	AR3911	R5672A-8	7173
764BP	TR5-1	7060	AP5245	TR5GP	3186	APP45	WR5IX	7510	AR3923	BKR6E	6962
764DP2	TR5-1	7060	AP5245DP2	TR55GP	3403	APP46	WR5IX	7510	AR3924	BKR6E	6962
765BP	TR5	2238	AP5263	LTR5GP	5019	APP5125	WR5IX	7510	AR3931	R5671A-10	5820
765DP2	TR5	2238	AP5263DP2	LTR5GP	5019	APP5143	TR55-1GP	7159	AR3932	R5671A-10	5820
847BP	XR45	4536	AP5325	LF6CGP	1483	APP5144	TR5-1GP	3716	AR3932X	R5671A-10	5820
847DP2	XR45	4536	AP5325	LF5AGP	5018	APP5144	TR5GP	3186	AR3933	R5671A-9	5238
85BP	XR5	3332	AP5364	LTR5GP	5019	APP5144	TR55-1GP	7159	AR3933X	R5671A-9	5238
86BP	XR4	5858	AP5405	ZFR6FGP	7100	APP5144DP2	TR5-1GP	3716	AR3934	R5671A-8	4554
985BP	ZFR4F-11	4043	AP5405DP2	ZFR6FGP	7100	APP5145	TR5-1IX	7243	AR3935	R5671A-7	4091
985DP2	ZFR4F-11	4043	AP5426	LZTR5AGP	3381	APP5224	PZFR6F-11	3271	AR472	R5724-9	7891
AP103	TR6GP	5141	AP5426DP2	LZTR5AGP	3381	APP5224	PZFR5F-11	4363	AR473	R5724-9	7891
AP103	TR5GP	3186	AP5503	BCPR6EGP	7088	APP5224DP2	PZFR6F-11	3271	AR474	R5724-8	7317
AP103DP2	TR6GP	5141	AP5503DP2	BCPR6EGP	7088	APP5243	PTR5F-11	6579	AR50	R6061-10	5962
AP104	TR5GP	3186	AP605	TR55GP	3403	APP5245	PTR4G-15	1209	AR51	R6061-9	4074
AP104	TR55GP	3403	AP605DP2	TR55GP	3403	APP5245DP2	PTR4G-15	1209	AR51	BPR8ES	3923
AP104DP2	TR5GP	3186	AP606	TR55GP	3403	APP5263	PLZTR5A-13	4998	AR52	BPR7ES	5534
AP105	TR5GP	3186	AP606DP2	TR55GP	3403	APP5325	PLFR5A-11	6240	AR53	BP6ES	7333
AP105DP2	TR5GP	3186	AP62	BPR7EIX	4055	APP5344	PTR5A-13	2467	AR5383	R7376-10	4457
AP106	TR5GP	3186	AP63	BPR6EGP	7084	APP5364	PTR5A-13	2467	AR5624	R0045Q-10	4216
AP106	TR4GP	2815	AP63DP2	BPR6EGP	7084	APP5364DP2	PTR5A-13	2467	AR72	R5670-7	2891
AP124	WR5IX	7510	AP64	BPR6EGP	7084	APP5405	ZFR5LP-13G	7781	AR74	R5670-6	2746
AP145	YR5GP	2953	AP64	BPR5EGP	7082	APP5426	PLZTR5A-13	4998	AR764	TR5	2238
AP145DP2	YR5IX	7516	AP646	GR45GP	3142	APP5503	PPR6G	4793	AR92	R5724-9	7891
AP23	UR5GP	3547	AP646DP2	GR45GP	3142	APP5683	ILKAR7B11	4912	AR93	R5724-9	7891
AP24	UR5GP	3547	AP64DP2	BPR6EGP	7084	APP605	PTR5F-11	6579	AR94	R5724-8	7317
AP24DP2	UR5GP	3547	AP65	BPR5EGP	7082	APP605	PTR4B-15	5146	SE254DPT	BM6A	5921
AP25	UR4GP	2869	AP65	GR4GP	2763	APP605DP2	TR55GP	3403	SE2554DPT	BPM6F	5950
AP25	UR45GP	3207	AP65DP2	BPR5EGP	7082	APP606	PTR4B-15	5146	SE258DPL	BM4A	5628
AP2543	TR5-1GP	3716	AP66	BPR5EGP	7082	APP606DP2	PTR4B-15	5146	SE258DPT	BM4A	5628
AP2543	TR5-1GP	3716	AP664	UR5GP	3547	APP63	BPR6EGP	7084	SM4252DP	BPR7ES	5534
AP2544	TR5-1GP	3716	AP665	UR45GP	3207	APP64	BPR5EP-11	3971	XP103	TR5IX	7397
AP2545	TR5-1GP	3716	AP666	UR45GP	3207	APP646	GR45GP	3142	XP103	TR55IX	7164
AP2546	TR5-1GP	3716	AP666DP2	UR45GP	3207	APP646	BPR5EGP	7082	XP103DP2	TR5IX	7397
AP25DP2	UR4GP	2869	AP764	TR5-1GP	3716	APP646DP2	BPR5EP-11	3971	XP104	TR5IX	7397
AP26	UR45GP	3207	AP765	TR5-1GP	3716	APP65	BPR5EGP	7082	XP104	TR55IX	7164
AP26	UR4GP	2869	AP766	TR5-1GP	3716	APP65	GR4GP	2763	XP104DP2	TR5IX	7397
AP26DP2	UR45GP	3207	AP847	XR45IX	7293	APP66	BPR5EGP	7082	XP105	TR5IX	7397
AP2744	BPR5EGP	7082	AP85	XR5IX	7355	APP664	UR45GP	3207	XP105	TR55IX	7164
AP303	XR5	3332	AP86	XR4IX	7189	APP666	UR45GP	3207	XP105DP2	TR5IX	7397
AP3923	BCPR6EGP	7088	AP985	ZFR5FGP	7098	APP764	TR55GP	3403	XP106	TR5IX	7397

NOTE: Cross references are provided as a GUIDE ONLY. Due to differences in design / materials, products produced by various mfrs may have different specifications. Please refer to specific application guide for proper usage.



Spark Plug Cross Reference

Autolite to NGK / Beru to NGK / Bosch to NGK

Competitor Part No.	NGK Part No.	NGK Stock No.	Competitor Part No.	NGK Part No.	NGK Stock No.	Competitor Part No.	NGK Part No.	NGK Stock No.	Competitor Part No.	NGK Part No.	NGK Stock No.
Autolite			Autolite			Beru			Bosch		
XP24	UR5IX	7177	XS3922	BCPR7EIX	5690	12ZR6SP03	ILZKBR7B8DG	95770	4212	TR55-1IX	7316
XP24DP2	UR5IX	7177	XS3922DP	BCPR7EIX	5690	12ZR6SPP2-1	ILZKBR7B8DG	95770	4214	BR5HS	3722
XP25	UR5IX	7177	XS3923	BKR6EIX	6418	12ZR-8STP	PLZKBR7B8DG	90223	4215	BR6ES	4922
XP25DP2	UR5IX	7177	XS3923DP	BKR6EIX	6418	Bosch			4215	BR6ES-11	3824
XP26	UR45IX	7559	XS3924	BKR6EIX	6418	4000	WR5IX	7510	4216	BPR6ES	7131
XP26DP2	UR45IX	7559	XS3924DP	BKR6EIX	6418	4001	BKR6E-11	2756	4216	BPR6EIX	6637
XP3922	BCPR7EIX	5690	XS4062	BR9EIX	3981	4002	BKR5E-11	6953	4217	BPR6EGP	7084
XP3923	BKR6EIX	6418	XS4062DP	BR9EIX	3981	4003	ZFR5N	3459	4217	BPR6EIX-11	3903
XP3923	BKR6EIX-11	3764	XS4063	BR8EIX	5044	4004	UR5	2771	4218	BPR5ES	7734
XP3923	IFR6T11	4589	XS4063DP	BR8EIX	5044	4005	TR5GP	3186	4218	BPR5EIX	6597
XP3923DP2	BKR6EIX	6418	XS4064	BR7EIX	6664	4006	YR5GP	2953	4219	BPR5ES-11	7634
XP3924	BKR5EIX-11	5464	XS4064DP	BR7EIX	6664	4007	UR4GP	2869	4219	BPR5EIX-11	2115
XP3924	BKR5EIX	6341	XS4092	BR7HIX	7067	4008	UR4GP	2869	4220	BPR5ES	7734
XP3924DP2	BKR5EIX-11	5464	XS4092DP	BR7HIX	7067	4009	UR45GP	3207	4220	BPR5EIX	6597
XP3926	BKR5EIX-11	5464	XS4093	BR7HIX	7067	4010	UR45GP	3207	4221	BPR5ES-11	7634
XP5143	TR5-1IX	7243	XS4123DP	BPR6HIX	4085	4011	TR5IX	7397	4221	BPR5EIX-11	2115
XP5144	TR5-1IX	7243	XS4162	DPR9EIX-9	5545	4012	TR55-1GP	7159	4222	XR45	4536
XP5144DP2	TR5-1IX	7243	XS4163	DR8EIX	6681	4013	TR5-1GP	3716	4222	XR45IX	7293
XP5145	TR5-1IX	7243	XS4163DP	DR8EIX	6681	4014	BR5HS	3722	4223	XR45	4536
XP5145DP2	TR5-1IX	7243	XS4164	DR7EIX	5686	4015	BR6ES	4922	4225	BPR6ES	7131
XP5224	ZFR5FIX-11	2477	XS4164DP	DR7EIX	5686	4016	BPR6ES	7131	4225	BPR6EIX	6637
XP5224	IZFR6K11	6994	XS4302	CR8EIX	4218	4017	BPR6EGP	7084	4226	WR5IX	7510
XP5224	IZFR5K11	3657	XS4302DP	CR8EIX	4218	4018	BPR5ES	7734	4227	BKR6EGP	7092
XP5224DP2	ZFR5FIX-11	2477	XS4303	CR7EIX	7385	4019	BPR5ES-11	7634	4227	BKR6EIX	6418
XP5243	TR55IX	7164	XS4303DP	CR7EIX	7385	4020	BPR5ES	7734	4228	BKR6E	6962
XP5243	TR5IX	7397	XS5224	BKR5EIX	6341	4021	BPR5ES-11	7634	4228	BKR6EIX	6418
XP5243DP2	TR55IX	7164	XS5224DP	BKR5EIX	6341	4022	XR45	4536	4229	ZFR5E-11	4435
XP5245	TR55IX	7164	XS61	BPR8EIX	6684	4023	XR45	4536	4230	PZFR5F-11	4363
XP5245DP2	TR55IX	7164	XS61DP	BPR8EIX	6684	4024	UR5	2771	4232	BPR6HS	7022
XP5263	LZTR5AIX-13	2314	XS62	BPR7EIX	4055	4025	BPR6ES	7131	4233	BR6ES	4922
XP5263DP2	LZTR5AIX-13	2314	XS62DP	BPR7EIX	4055	4026	WR5IX	7510	4235	BR5ES	5866
XP5325	LF5AIX-11	4469	XS63	BPR6EIX	6637	4027	BKR6EGP	7092	4236	XR4	5858
XP5325DP2	LF5AIX-11	4469	XS63DP	BPR6EIX	6637	4028	BKR6E	6962	4236	XR4IX	7189
XP5363	LTR6IX-11	6509	XS65	BPR5EIX	6597	4029	ZFR5E-11	4435	4237	GR4GP	2763
XP5363	LTR5IX-11	4344	XS65DP	BPR5EIX	6597	4030	PZFR5F-11	4363	4237	GR4IX	7149
XP5364	LTR5IX-11	4344	XS85DP	XR5IX	7355	4031	BPR6EFS	3623	4238	BPR7ES	5534
XP5364DP2	LTR5IX-11	4344	XS985	ZFR4F-11	4043	4032	BPR6HS	7022	4238	BPR7ES SOLID	3785
XP5405	ZFR5FIX-11	2477	XS985	PZFR5F-11	4363	4033	BR6ES	4922	4301	BKR5EKUP	2890
XP5405DP2	ZFR5FIX-11	2477	XS985DP	ZFR4F-11	4043	4034	ZGR5A	5077	4302	UR5GP	3547
XP5426	LZTR5AIX-13	2314	XST254	BM6Y BL1	5466	4035	BR5ES	5866	4303	BKR6EIKU	6993
XP5426DP2	LZTR5AIX-13	2314	XST254DP	BMR6A	7421	4036	XR4	5858	4304	PTR5D-10	3784
XP5503	BKR6EIX	6418	XST255	BM6Y BL1	5466	4037	GR4GP	2763	4305	PTR5D-10	3784
XP5503DP2	BKR6EIX	6418	XST255A	BPM6F	5950	4038	BPR7ES	5534	4306	PGR5A-11	3573
XP5682	ILZKAR7A10	6043	XST255ADP	BPM6F	5950	4039	TR5-1GP	3716	4307	PGR5A-11	3573
XP5683	ILKAR7B11	4912	XST255DP	BMR6A	7421	4041	TR55IX	7164	4308	BKR6EIKU	6993
XP5684	DILKAR6A11	9029	XST258	BM4Y BL1	4739	4201	BKR6E-11	2756	4309	TR5GP	3186
XP5701	LKR7AIX	93911	XST258DP	BMR4A	5728	4201	BKR6EIX-11	3764	4310	BPR6EIX	6637
XP5702	LKR7AIX	93911	XST2954	BM7F	6421	4202	BKR5EIX-11	5464	4311	UR5GP	3547
XP5703	LKR7AIX	93911	XST2954DP	BM7F	6421	4202	BKR5E-11	6953	4312	BKR5EKUP	2890
XP5863	LTR6IX-11	6509	XST2956	BM6F	6221	4202	BKR5EGP	7090	4313	PLTR6A-10G	3587
XP6003	PLZFR5B13EG	97606	XST2956DP	BM6F	6221	4203	ZFR5N	3459	4314	ILTR5K13	90607
XP605	TR55IX	7164	XST2974	BPM7Y	4921	4204	UR5	2771	4314	LTR5BI-13	90083
XP605DP2	TR55IX	7164	XST2974DP	BPM7Y	4921	4204	UR4IX	7401	4315	PTR5A-13	2467
XP606	TR55IX	7164	XST2976	BPM6Y	4562	4205	TR5GP	3186	4316	LF5AGP	5018
XP606DP2	TR55IX	7164	XST2976DP	BPM6Y	4562	4205	TR5IX	7397	4417	BKR6EIX-11	3764
XP6203	SILZKR6B10E	93815	XST3924	BKR6EY	3696	4206	YR5GP	2953	4418	BKR5EIX-11	5464
XP63	BPR6EIX	6637	XST3924DP	BKR6EY	3696	4206	YR5IX	7516	4419	ZFR5FIX-11	2477
XP63DP2	BPR6EIX	6637	XST3926	BKR5EY	7390	4207	UR4GP	2869	4431	LF5AGP	5018
XP64	BPR6EIX	6637	XST3926DP	BKR5EY	7390	4207	UR4IX	7401	4448	UR5IX	7177
XP646	BPR5EIX-11	2115	XST4055	BR7ES	5122	4208	UR4GP	2869	4449	UR4IX	7401
XP646	GR4IX	7149	XST4055DP	BR7ES	5122	4208	UR4IX	7401	4458	TR55IX	7164
XP646DP2	BPR5EIX-11	2115	XST4265	BPR5EY	1233	4209	UR45GP	3207	4459	TR55IX	7164
XP64DP2	BPR6EIX	6637	XST458	B2LMY BL1	4146	4209	UR45IX	7559	4469	TR55-1IX	7316
XP666	UR45IX	7559	XST458DP	B2-LM	1147	4211	TR5IX	7397	4477	BPR6EIX	6637
XP985	ZFR5FIX-11	2477	Beru			4211	TR4IX	7300	4478	GR5IX	7214
XP985DP2	ZFR5FIX-11	2477	12ZR6SP02	PLZKBR7B8DG	90223	4212	TR55-1GP	7159	4479	GR4IX	7149

NOTE: Cross references are provided as a GUIDE ONLY. Due to differences in design / materials, products produced by various mfrs may have different specifications. Please refer to specific application guide for proper usage.

Bosch to NGK

Competitor Part No.	NGK Part No.	NGK Stock No.	Competitor Part No.	NGK Part No.	NGK Stock No.	Competitor Part No.	NGK Part No.	NGK Stock No.	Competitor Part No.	NGK Part No.	NGK Stock No.
Bosch			Bosch			Bosch			Bosch		
4481	LZTR5AIX-13	2314	6722	UR5GP	3547	7515	BR6S	3522	7561	ZFR4F-11	4043
4482	LZTR4AIX-11	2313	6723	TR5GP	3186	7516	XR4	5858	7562	ZFR5F-11	2262
4488	LTR5IX-11	4344	6724	BKR6EGP	7092	7517	XR4S	4536	7562	ZFR6A-11	1041
4501	IFR6J11	7658	6725	ZFR5FGP	7098	7519	XR4	5858	7563	BKR4E-11	5424
4502	UR5IX	7177	6725	ZFR6FGP	7100	7520	XR4	5858	7564	BPR6FS	2623
4503	BKR6EQUP	3199	6726	BKR5EGP	7090	7520	XR4S	4536	7564	UR5	2771
4504	ITR5H13	97287	6727	LTR5GP	5019	7521	XR4S	4536	7565	BPR6EFS	3623
4505	ITR6F13	4477	6728	LTR6IX-11	6509	7522	ZGR5A	5077	7565	TR5	2238
4506	BPR6EIX	6637	6728	LTR5GP	5019	7522	GR4	2635	7566	BPR6EFS	3623
4507	BPR5EIX	6597	6729	GR45GP	3142	7523	GR4S	4268	7566	TR6	4177
4508	IZFR6F11	4095	6730	BKR5EGP	7090	7524	BKR6E	6962	7567	BPR6EFS	3623
4509	IZTR5B11	1465	6730	BKR6EGP	7092	7525	ZFR5E-11	4435	7567	TR6	4177
4510	BPR6EIX	6637	6731	ILFR6T11	4904	7526	ZFR4F-11	4043	7568	YR5	7052
4511	UR6IX	7348	6731	LFR6CGP	1483	7527	BKR5E	7938	7569	UR5	2771
4512	IFR5J11	7418	6732	PLZTR5A-13	4998	7527	FR4	5155	7569	UR4	6630
4513	ILTR6A-8G	3787	6734	PLZFR5B13EG	97606	7528	BR8HS	4322	7570	TR5	2238
4514	ILTR5C11	5581	6734	LZFR5CI-11	92145	7529	BR9ES	5722	7571	TR5	2238
4515	ILTR5C11	5581	7321	IFR7F-4D	5115	7529	R5671A-9	5238	7572	YR5	7052
4516	ILFR6G-E	4212	7401	BKR6EGP	7092	7530	BR8ES	5422	7573	YR5S	7240
6200	WR5IX	7510	7402	BKR6EKC	4959	7530	B8ES	2411	7574	TR5	2238
6210	UR45GP	3207	7403	BCPR7ET	5509	7530	R5671A-8	4554	7575	UR4	6630
6210	UR45IX	7559	7404	BKR6EK	2288	7531	BPR7HS	6422	7576	UR4S	6945
6213	TR5-1GP	3716	7405	BKR5EKUP	2890	7531	BP7HS	5111	7577	UR4S	6945
6213	TR5-1IX	7243	7406	BKR6EY	3696	7532	BR7HS-10	1098	7578	TR5	2238
6224	UR5	2771	7407	BCPR6E	3735	7533	BR7ES	5122	7579	TR5S	3951
6224	UR4IX	7401	7408	BCPR6E	3735	7533	R5671A-7	4091	7579	TR5	2238
6231	BPR6EFS	3623	7409	DR7EA	7839	7534	B7S	3710	7580	TR5S	3951
6234	ZGR5A	5077	7410	BKR6EK	2288	7535	B6S	3510	7581	TR5-1	7060
6239	TR5-1GP	3716	7411	TR6GP	5141	7536	BUHW	2622	7582	TR5-1	7060
6239	TR5-1IX	7243	7412	PTR5A-13	2467	7536	BUH	2422	7583	YR5	7052
6241	TR55IX	7164	7413	ZFR7F-11	6855	7537	BR6S	3522	7584	YR5S	7240
6701	TR6GP	5141	7415	BUR6ET	7517	7538	B2-LM	1147	7585	UR4	6630
6701	TR55GP	3403	7416	DCPR6E	3481	7538	BR2-LM	5798	7586	UR4	6630
6702	BKR5EGP	7090	7416	DCPR8E	4339	7539	BM7F	6421	7587	UR4S	6945
6703	TR4GP	2815	7420	ITR5H13	97287	7540	BM6F	6221	7588	UR4S	6945
6703	TR55GP	3403	7421	IZTR5B11	1465	7541	BMR7A	4226	7589	TR4	3754
6704	TR5GP	3186	7422	IFR5D10	4696	7541	BM7A	6521	7590	TR5-1	7060
6705	BKR6EGP	7092	7500	BPR6ES	7131	7542	BM6A	5921	7591	BPR7ES	5534
6706	TR55GP	3403	7500	BP6ES	7333	7543	BM6A	5921	7591	BP7ES	1034
6707	ZFR5FGP	7098	7501	BPR6ES	7131	7544	BPM7A	7321	7592	BPR7ES	5534
6708	UR45GP	3207	7501	GR5	2851	7545	BPM6A	7021	7593	BPR6HS	7022
6708	UR5GP	3547	7502	BR5HS	3722	7545	BPM7A	7321	7593	BP6HS	7331
6709	TR55GP	3403	7502	B5HS	4210	7546	BPM6A	7021	7594	BPR6ES	7131
6709	TR5GP	3186	7503	BPR5HS	6222	7547	BPMR6A	6726	7594	BP6ES	7333
6710	TR6GP	5141	7503	BP5HS	4111	7547	BPMR7A SOLID	6703	7595	BPR6ES	7131
6710	TR55GP	3403	7504	BR5ES	5866	7548	AB-6	2910	7595	GR5	2851
6711	LZTR5AGP	3381	7504	B5ES	6410	7549	AB-6	2910	7596	B6HS	7534
6711	LZTR4A-11	5306	7505	BPR5ES	7734	7550	WR5	2438	7597	BPR6HS	7022
6712	UR4GP	2869	7505	BPR5ES SOLID	4006	7551	WR5	2438	7597	BP6HS	7331
6712	UR45GP	3207	7506	BPR5ES-11	7634	7552	WR4-1	4652	7598	BR6ES	4922
6713	LFR5AGP	5018	7506	GR4	2635	7553	BKR6E-11	2756	7598	B6ES	7432
6714	IZFR6K11	6994	7506	BPR5ES	7734	7553	FR5	7373	7599	BR6ES	4922
6714	PFR7G-11S	7772	7507	BPR5ES-11	7634	7554	BKR6E	6962	7599	BR6ES-11	3824
6715	TR55-1GP	7159	7507	GR4	2635	7554	BCP6ES	4930	7601	BPR6EFS	3623
6716	LTR5GP	5019	7508	BR6S	3522	7554	FR5	7373	7602	AB-7	3010
6717	ZFR5EGP	7096	7508	XR5	3332	7555	BKR6E	6962	7603	BKR7E	4644
6717	FR5-1	7252	7509	ZGR5A	5077	7555	FR5	7373	7607	BPR5ES	7734
6718	TR4GP	2815	7510	BR5ES	5866	7556	BKR6E-11	2756	7700	DR9EA	3437
6719	ZFR6FGP	7100	7511	BPR5ES	7734	7557	BKR5E-11	6953	7700	DR8ES	5423
6720	LZTR5AGP	3381	7511	BP5ES	7832	7557	FR4	5155	7701	DR9EA	3437
6720	PLZTR5A-13	4998	7512	BPR5ES	7734	7558	FR4S	3686	7701	DR8ES	5423
6720	LZTR5AGP	3381	7512	GR4	2635	7559	ZFR5F	7558	7704	TR55-1	2683
6721	IZFR5K11	3657	7513	BPR5ES-11	7634	7560	BKR5E	7938	7705	ZFR5A-11	5084
6721	ZFR5FGP	7098	7513	GR4	2635	7560	FR4	5155	7770	DR9EA	3437
6721	ZFR6FGP	7100	7514	BPR5EY-11	6937	7560	BCP5ES	7496	7801	B2-LM	1147
6722	UR6GP	7966	7514	GR4S	4268	7561	ZFR5N	3459	7801	BR2-LM	5798

NOTE: Cross references are provided as a GUIDE ONLY. Due to differences in design / materials, products produced by various mfrs may have different specifications. Please refer to specific application guide for proper usage.



Spark Plug Cross Reference

Bosch to NGK

Competitor Part No.	NGK Part No.	NGK Stock No.	Competitor Part No.	NGK Part No.	NGK Stock No.	Competitor Part No.	NGK Part No.	NGK Stock No.	Competitor Part No.	NGK Part No.	NGK Stock No.
Bosch			Bosch			Bosch			Bosch		
7802	BR6S	3522	7973	YR55	7240	9607	IFR6E11	6741	D10B	WR5	2438
7803	B4-LM	3410	7974	TR55-1	2683	9608	TR6IX	3689	D10BC	WR5	2438
7804	BMR4A	5728	7975	UR4	6630	9608	ITR5H13	97287	D6B	WR5	2438
7805	BPR5ES	7734	7976	UR45	6945	9608	TR5AI-13	90813	D6BC	WR5	2438
7805	BP5ES	7832	7978	TR5	2238	9609	LFR5AIX-11	4469	D7A	A6FS	2210
7806	B-4	3210	7979	TR55	3951	9609	ILFR5B11	1637	D7AC	A6FS	2210
7807	BMR2A	7677	7980	TR55	3951	9610	BKR6EIX-11	3764	D7B	WR5	2438
7807	BM4A	5628	7981	TR5-1	7060	9611	LTR5IX-11	4344	D7BC	WR5	2438
7808	BR2-LM	5798	7982	TR5-1	7060	9612	TR4IX	7300	D7BP	AP7FS	2127
7809	B6S	3510	7983	YR5	7052	9613	LFR6AIX-11	6619	D8A	WR5	2438
7810	BM6A	5921	7985	UR4	6630	9614	IZFR6K13	6774	D8AC	WR5	2438
7811	BPM6A	7021	7986	UR4	6630	9614	IFR7G-11KS	7746	D8B	WR5	2438
7812	BPM6A	7021	7987	UR45	6945	9615	LFR6AIX-11	6619	D8BC	WR5	2438
7812	BPM7A	7321	7988	UR45	6945	9615	DILFR5A11	93759	D9B	WR5	2438
7813	BPMR6A	6726	7989	TR4	3754	9615	DILFR5A-11D	98376	D9BC	WR5	2438
7813	BPMR7A SOLID	6703	7990	TR5-1	7060	9615	PLFR5A-11	6240	DR10B	WR5	2438
7814	UR6	7773	7992	BPR7ES	5534	9616	ILTR6E11	90117	DR10BC	WR5	2438
7814	BPM6F	5950	7993	BPR6HS	7022	9616	ILTR6E11	90117	DR10BC+	WR5	2438
7815	BM6F	6221	7995	BPR6ES	7131	9617	LTR6IX-11	6509	DR10GC+	WR4-1	4652
7816	BKR5E	7938	7996	B6HS	7534	9619	ILZKR7B-11S	5787	DR10GC0	WR4-1	4652
7816	BKR4E	4421	7997	BPR6HS	7022	9619	ILZKR7B-11S	5787	DR10GCO	WR4-1	4652
7817	BKR4E-11	5424	7998	BR6ES	4922	9620	DILKAR6A11	9029	DR6BC	WR5	2438
7900	BPR6ES	7131	7999	BR6ES	4922	9620	PLFR5A-11	6240	DR7BC	WR5	2438
7902	BR5HS	3722	8100	IFR6T11	4589	9620	PLZKAR6A-11	5118	DR7BP	WR5IX	7510
7903	BPR5HS	6222	8100	BKR5EP-11	3440	9620	DILKAR6A11	9029	DR8B	WR5	2438
7904	BR5ES	5866	8101	BKR6EP-11	2978	9621	ILKAR7B11	4912	DR8BC	WR5	2438
7905	BPR5ES	7734	8102	PTR4B-15	5146	9621	ILKAR7B11	4912	DR8BC+	WR5	2438
7907	BPR5ES-11	7634	8103	PTR5C-13	7740	9622	DILFR5A-11D	98376	DR8BPX	WR5IX	7510
7908	BR6S	3522	8104	PTR5D-10	3784	9622	DILFR5A-11D	98376	DR8BPX+	WR5IX	7510
7909	ZGR5A	5077	8105	PZFR5F-11	4363	9651	ZFR5FIX-11	2477	DR9B	WR5	2438
7911	BPR5ES	7734	8106	PTR4B-15	5146	9652	BKR5EIX-11	5464	DR9BC	WR5	2438
7913	BPR5ES-11	7634	8107	PTR5A-13	2467	9653	TR55IX	7164	DR9BPX	WR5IX	7510
7914	BPR5EY-11	6937	8108	TR5BP12	93858	9654	LZTR4AIX-11	2313	DR9BPX+	WR5IX	7510
7915	BR6S	3522	8109	IZFR6K11	6994	9655	TR55IX	7164	F03DAR	BKR6EK	2288
7916	XR4	5858	8110	PLFR5A-11	6240	9656	ZFR5LP-13G	7781	F08DC	BKR9EIX	2669
7918	BPR6EFS	3623	8111	PTR5C-13	7740	9656	ZFR5N	3459	F2CS	R5671A-10	5820
7919	XR4	5858	8112	IZFR5K11	3657	9657	TR5IX	7397	F3CS	R5671A-9	5238
7920	XR4	5858	8112	PZFR6F-11	3271	9659	UR45IX	7559	F4CS	R5671A-8	4554
7921	XR45	4536	8113	PTR5C-13	7740	9660	TR5-1IX	7243	F5DC	BCP7ES	5030
7922	ZGR5A	5077	8114	PTR5A-13	2467	9660	TR55-1IX	7316	F5DP	BCPR7EIX	5690
7923	GR45	4268	8115	FR5-1	7252	9661	LZTR5AIX-13	2314	F5DP0R	PFR7B	4853
7925	ZFR5E-11	4435	8116	PLZTR5A-13	4998	9664	PLZTR4A-13	4997	F5DPOR	PFR7B	4853
7926	ZFR4F-11	4043	8117	PZTR5A-15	7862	9664	ZFR6FIX-11	6441	F5DTC	BCP6ET	4563
7927	BKR5E	7938	8118	GR4GP	2763	9667	LZTR5AIX-13	2314	F6DC	BCP6ES	4930
7928	BKR7E	4644	8118	GR45GP	3142	9673	LZFR5CI-11	92145	F6DC0	BCP6ES	4930
7931	BPR7HS	6422	8119	PTR5D-10	3784	80005	Y-810	6929	F6DC0R	BKR6E	6962
7932	BR7HS-10	1098	8120	TR5-1GP	3716	80006	Y-208T	1250	F6DCO	BCPR6E	3735
7950	WR5	2438	8120	TR55-1GP	7159	80006	Y-810	6929	F6DCOR	BKR6E	6962
7951	WR5	2438	8121	PLZKAR6A-11	5118	80010	Y-207T	1239	F6DCX	BCP6ES-11	7210
7952	WR4-1	4652	8122	PLFR6A-11	7654	80014	Y-117RS	2930	F6DP	BCPR6EIX	5689
7953	BKR6E-11	2756	8123	ZFR5LP-13G	7781	80015	Y-107R	1229	F6DP+	BKR6EGP	7092
7955	BKR6E	6962	9600	BKR5EIX-11	5464	80016	Y-104	6425	F6DPOR	PFR6Q	6458
7956	BKR6E-11	2756	9600	IFR5E11	7994	80017	Y-204RS	4573	F6DPX	BCP6ES-11	7210
7957	BKR5E-11	6953	9601	TR55IX	7164	80017	Y-204TS1	3829	F6DSR	BKR6EIX	6418
7958	FR45	3686	9601	ITR4A15	5599	80018	Y-146R	7492	F6DTC	BCP6ET	4563
7959	ZFR5F	7558	9602	TR5IX	7397	80019	Y-118R	2187	F6DTC1	FR6EI	2687
7961	ZFR5N	3459	9602	IZTR5B11	1465	80020	Y-107R	1229	F6KPP332S	PFR6Q	6458
7962	ZFR5F-11	2262	9603	ZFR6FIX-11	6441	80020	Y-701R	7464	F6LTCR	BKUR7ET	5496
7963	BKR4E-11	5424	9603	IFR6E11	6741	241229588	BPR5ES	7734	F6MPP332	LFR7AIX	2309
7964	BPR6FS	2623	9604	ZFR6FIX-11	6441	241229612	BR5HS	3722	F7DC	BCP6ES	4930
7966	BPR6EFS	3623	9604	IFR6E11	6741	241229617	TR5	2238	F7DC	FR5	7373
7968	YR5	7052	9605	TR5AI-13	90813	241235602	BPR6ES	7131	F7DC0	BKR6E	6962
7969	UR5	2771	9605	ITR5H13	97287	242235537	BPR6ES	7131	F7DC0R	BKR6E	6962
7970	TR5	2238	9606	TR5AI-13	90813	242240530	BKR6E	6962	F7DCOR	BKR6E	6962
7971	TR5	2238	9606	ITR5H13	97287	242240530000	BKR6E	6962	F7DCR4	BCPR6EIX	5689
7972	YR5	7052	9607	BKR6EIX-11	3764	0242245570000	LFR7AIX	2309	F7DCX	BKR6E-11	2756

NOTE: Cross references are provided as a GUIDE ONLY. Due to differences in design / materials, products produced by various mfrs may have different specifications. Please refer to specific application guide for proper usage.

Bosch to NGK

Competitor Part No.	NGK Part No.	NGK Stock No.	Competitor Part No.	NGK Part No.	NGK Stock No.	Competitor Part No.	NGK Part No.	NGK Stock No.	Competitor Part No.	NGK Part No.	NGK Stock No.
Bosch			Bosch			Bosch			Bosch		
F7DPER	PFR6G-11	5555	FR5DTC	BCPR7ET	5509	FR7KPP33	PFR6G-13	4115	FR8LD+U	BKR5EK	7797
F7DPP222T	PFR6G	4793	FR5KPP332S	PFR7S8EG	1675	FR7KPP33+	PFR6Q	6458	FR8LDC	BKR5EK	7797
F7DPP332	PFR6Q	6458	FR5LDC	BKR7EKC-N	2095	FR7KPP332	IZFR6H11	4294	FR8LDC4	BKR5EK	7797
F7DTC	BCP6ET	4563	FR6D133	IFR6J11	7658	FR7KPP332U	PFR6X-11	5757	FR8LI33X	ZFR5FIX-11	2477
F7HPP222	PZFR5D-11	7968	FR6DC	BKR6E	6962	FR7KPP33U	PFR6H-10	6290	FR8LPP302X	ZFR5FGP	7098
F7HPPRX	PZFR5D-11	7968	FR6DCP	BKR6EIX	6418	FR7KPP33U+	BKR6EGP	7092	FR8LPP30X	ZFR5FGP	7098
F7KTCR	BCPR7ET	5509	FR6DCX	BKR6E-11	2756	FR7KTC	BCPR6E	3735	FR8LPP33X	PZFR5F-11	4363
F7LC0R2	ZFR6F-11	4291	FR6DCX	FR5	7373	FR7LC2	BKR6E	6962	FR8LPX	PZFR5F-11	4363
F7LCOR2	ZFR6F-11	4291	FR6DCX+	BKR6E-11	2756	FR7LCX	ZFR6F-11	4291	FR8LPX+	PZFR5F-11	4363
F7LCOT2	ZFR6F-11	4291	FR6DDC	BKR7EKC-N	2095	FR7LDC	BKR6EK	2288	FR8ME	LFRA5A-11	6376
F7LCR	ZFR6F-11	4291	FR6DP	BKR6EIX	6418	FR7LDC+	BKR6EKC	4959	FR8MII33X	LFRA5AIX-11	4469
F7LDCR	BKR6EK	2288	FR6DPP22	PFR6A-11	4045	FR7LDC4	BKR6EK	2288	FR8MII33X	ILFR5B11	1637
F7LTCR	BKUR6ET-10	2397	FR6DPP22U	PFR6N-11	3546	FR7LI33X	ZFR6FIX-11	6441	FR8MPP30X	LFRA5AGP	5018
F8DC	FR4	5155	FR6DPP332	PFR6Q	6458	FR7LI33X	IFR6E11	6741	FR8NII35U	DILFR5A-11D	98376
F8DC	BCP5ES	7496	FR6DPP332S	PFR6Q	6458	FR7LPP30X	ZFR6FGP	7100	FR8NII35U	DILFR5A-11D	98376
F8DC0	BCP5ES	7496	FR6DPX	BKR6EIX-11	3764	FR7LPP30X	LFRA6A-11	3672	FR8NII33X	LZFR5C1-11	92145
F8DC4	BCP5ES	7496	FR6DTC	BCPR7ET	5509	FR7MPP10	PLFR6A-11	7654	FR8SPP30X	PLZFR5B13EG	97606
F8DPER	BKR5EIX	6341	FR6K1133X	BKR6EIX-11	3764	FR7MPP33X	PLFR6A-11	7654	FR8SPP30X	LZFR5C1-11	92145
F8DPP33	IFR5D10	4696	FR6KDC	BKR6EKC	4959	FR7N1133X	LFRA6AIX-11	6619	FR8TE2	LZFR5C-11	92174
F8DPP332	PFR5R-11	4292	FR6KDE0	BKR6EKC	4959	FR7NI133	ILFR6B	6481	FR8T132	PLZFR5B13EG	97606
F8KTCR	BCPR5EY	1266	FR6KPP33+	PFR6B-11	4014	FR7NII35U	DILFR5A11	93759	FR8VI33U	ZFR5LP-13G	7781
F8LCR	ZFR5F	7558	FR6KPP332	PFR6B-11	4014	FR7NII35U	DILFR5A-11D	98376	FR8VII33U	ZFR5N	3459
F8LCR2	ZFR5F	7558	FR6KPP332S	PFR7S8EG	1675	FR7NII35U	PLFR5A-11	6240	FR8VPP30U	ZFR5EGP	7096
F8LDCR	BKR6EK	2288	FR6KPP33X+	PFR6T-10G	5542	FR7NPP30X	ILFR6T11	4904	FR8VPP332V	ZFR5LP-13G	7781
F9DC0	BCP5ES	7496	FR6KTC	BCPR7ET	5509	FR7NPP30X	LFR6CGP	1483	FR8VPP33U	FR5-1	7252
F9DC0	BCPR5ES	6130	FR6LDC	BKR6EK	2288	FR7NPP332	ILFR6T11	4904	FR9DC	BKR4E	4421
F9LCR	ZFR5F	7558	FR6LI1330X	IZFR6K13	6774	FR8DC	FR4	5155	FR9DCX	BKR4E-11	5424
FGR5KQE0	ZFR7F-11	6855	FR6LI330X	IFR7G-11KS	7746	FR8DC	BKR5E	7938	FR9DPV	BKR5EIX-11	5464
FGR5NQE0	LFRA7AIX	2309	FR6LPP300X	IZFR6K11	6994	FR8DC	CS6 S100	1716	FR9HC	ZFR4F-11	4043
FGR5NQE04	LFRA7AIX	2309	FR6LPP300X	PFR7G-11S	7772	FR8DC+	BKR5E	7938	FR9HC+	ZFR5N	3459
FGR6KQC	BKR6EQUP	3199	FR6MPP332	LFRA7AIX	2309	FR8DCX	FR4	5155	FR9HCV	ZFR5A-11	5084
FGR6KQE	ZFR7F-11	6855	FR7DC	BKR6E	6962	FR8DCX	BKR5E-11	6953	FR9HP	ZFR5N	3459
FGR6NQE0	LFRA7AIX	2309	FR7DC	FR5	7373	FR8DCX+	BKR5E-11	6953	FR9HP+	ZFR5N	3459
FGR7DDP	BKR6EQU	6993	FR7DC+	BKR6E	6962	FR8DCY	FR45	3686	FR9HPV	PZFR5J-11	7743
FGR7DQE+	BKR6EGP	7092	FR7DC4	BKR6E	6962	FR8DCY+	FR45	3686	FR9LCX	ZFR4F-11	4043
FGR7DQE0	BKR6EQUA	5767	FR7DCX	BKR6E-11	2756	FR8DE	BKR5E	7938	FR9LCX+	ZFR4F-11	4043
FGR7DQI	BKR6EQU	3199	FR7DCX+	BKR6E-11	2756	FR8DII33X	BKR5EIX-11	5464	FRDCX	FR5	7373
FGR7DQP	BKR6EQU	3199	FR7DE	BKR6ES	6364	FR8DPP30T	BKR5EGP	7090	FRHPV	ZFR5FGP	7098
FGR7KQE	BKR6EY	3696	FR7DE2	BKR6EKUB	7969	FR8DPP30X	BKR5EGP	7090	H10B	UR4	6630
FGR7KQE0	BKR6EY	3696	FR7DII33X	BKR6EIX-11	3764	FR8DPP33	IFR5D10	4696	H10BC	UR4	6630
FGR8DDP	BKR5EKUP	2890	FR7DII33X	IFR6E11	6741	FR8DPP33+	PFR5R-11	4292	H2CS	B9EFS	1085
FGR8DQI	IFR6J11	7658	FR7DP	BKR6EIX	6418	FR8DPX	BKR5EIX-11	5464	H3CS	B8EFS	1049
FGR8DQP	BKR6EQU	3199	FR7DP+	BKR6E	6962	FR8DPX	BKR5E-11	6953	H5D	BP7EFS	3526
FGR8KQC	BKR6EQU	3199	FR7DPP	PFR6B	3500	FR8DPX	BKR5EGP	7090	H5DC	BP7EFS	3526
FGR8KQE	BKR5EKUP	2890	FR7DPP+	PFR6B	3500	FR8DPX+	BKR5E-11	6953	H5DP	BP7EFS	3526
FGR8LDPO	BKR6EQU	6993	FR7DPP10	BKR6EIX	6418	FR8DPX+	BKR5EGP	7090	H6B	UR5	2771
FGR8LQI0	IZFR6F11	4095	FR7DPP22U	PFR6N-11	3546	FR8DPX+	BKR5EIX-11	5464	H6B	R5674-6	4449
FGR8LQP0	ZFR6AGP	7094	FR7DPP30T	BKR5EGP	7090	FR8DS	BKR5EIX	6341	H6BC	UR5	2771
FGR8MDP	LFRA5AGP	5018	FR7DPP30T	BKR6EGP	7092	FR8DX	FR4	5155	H6BC	R5674-6	4449
FGR8MQI	ILFR6G-E	4212	FR7DPP30X	BKR6EGP	7092	FR8DX	BKR5E-11	6953	H6D	TR5	2238
FGR8MQP	LFRA5AGP	5018	FR7DPP33	PFR6Q	6458	FR8HC0X	ZFR5E-11	4435	H6DC	TR5	2238
FGR9DDP	BKR5EKUP	2890	FR7DPP33X	BKR6EP-11	2978	FR8HCOX	ZFR5E-11	4435	H6DC0	BPR6EFS	3623
FGR9DQI	IFR5J11	7418	FR7DPX	BKR6EIX-11	3764	FR8HCX+	ZFR5E-11	4435	H6DP	BPR6EFS	3623
FGR9DQP	BKR6EQU	3199	FR7DPX+	BKR6E-11	2756	FR8HP	PZFR5F-11	4363	H7D	TR5	2238
FLR8LDCU	BKR6EK	2288	FR7DQP	BKR6EQU	3199	FR8HP0	ZFR5E-11	4435	H7DC	BPR6EFS	3623
FLR8LDCU+	BKR6EK	2288	FR7DTC	BCPR7ET	5509	FR8HP0+	ZFR5E-11	4435	H7DC0	BPR6EFS	3623
FLR9LTE	BKR5EK	7797	FR7HE2	BKR5EK	7797	FR8HPO	ZFR5E-11	4435	H7DCY	TR55	3951
FR10DC	BKR4E-11	5424	FR7HPP22	PZFR5D-11	7968	FR8HPP30X	ZFR5FGP	7098	H7DP	BPR6EFS	3623
FR10DCX	BKR4E-11	5424	FR7HPP222	PZFR5D-11	7968	FR8KII332X	PLZTR4A-13	4997	H7LDCR	TR6IX	3689
FR10DCX+	BKR4E-11	5424	FR7HPP33	PZFR6J-11	3586	FR8KII332X	ZFR6FIX-11	6441	H8B	UR4	6630
FR10DX	BKR4E-11	5424	FR7HPP33+	PZFR5D-11	7968	FR8KII33X	IFR5E11	7994	H8BC	UR4	6630
FR3KII332	IFR7F-4D	5115	FR7KCU	BKR6EYA	7990	FR8KII33X	BKR5EIX-11	5464	H8BP	UR5IX	7177
FR5DC	BKR7E	4644	FR7KDC	BKR6EKC	4959	FR8KTC	BCPR6E	3735	H8DC	TR5	2238
FR5DC+	BKR7E	4644	FR7KII33X	ZFR6FIX-11	6441	FR8LC+	ZFR5F	7558	H8DC0	TR5	2238
FR5DCX	BKR7E-11	5791	FR7KII33X	IFR6E11	6741	FR8LCX	ZFR6A-11	1041	H8DCO	TR5	2238
FR5DP	BKR7E	4644	FR7KPP30X	BKR6EGP	7092	FR8LCX+	ZFR5F-11	2262	H8DCX	TR5	2238

NOTE: Cross references are provided as a GUIDE ONLY. Due to differences in design / materials, products produced by various mfrs may have different specifications. Please refer to specific application guide for proper usage.



Spark Plug Cross Reference

Bosch to NGK

Competitor Part No.	NGK Part No.	NGK Stock No.	Competitor Part No.	NGK Part No.	NGK Stock No.	Competitor Part No.	NGK Part No.	NGK Stock No.	Competitor Part No.	NGK Part No.	NGK Stock No.
Bosch			Bosch			Bosch			Bosch		
H8DP	TR5IX	7397	HR6DC	TR6	4177	HR8KII33V	TR55IX	7164	HR9HC0	TR5-1	7060
H9B	UR4	6630	HR6DC+	BPR6EFS	3623	HR8KII33Y	TR55IX	7164	HR9HCO	TR5-1	7060
H9BC	UR4	6630	HR6DP	BPR6EFS	3623	HR8LCO	TR5-1	7060	HR9HP0	TR55-1IX	7316
H9BCY	UR45	6945	HR6DP+	BPR6EFS	3623	HR8LCO	TR5-1	7060	HR9HP0+	TR55-1GP	7159
H9DC	TR5	2238	HR6DPP33X	PTR5C-13	7740	HR8LI33U	TR5IX	7397	HR9HPO	TR55-1GP	7159
H9DC0	TR5	2238	HR6DS	BPR6EFS	3623	HR8LI33U	IZTR5B11	1465	HR9KII33Y	TR55IX	7164
H9DCO	TR5	2238	HR6DS	TR6	4177	HR8LP0	TR5-1IX	7243	HR9KII33Y	ITR4A15	5599
HGR6KQC	TR7IX	3690	HR6KII33X	TR6IX	3689	HR8LP0	TR5-1GP	3716	HR9L1133X	TR4IX	7300
HGR7DQP	TR6GP	5141	HR6KII33X	ITR5H13	97287	HR8LPP30U	TR5GP	3186	HR9LCX	TR5-1	7060
HGR7KQC	TR6GP	5141	HR6KII33X	TR5AI-13	90813	HR8LPP33U	PTR5D-10	3784	HR9LCX+	TR5-1	7060
HGR7MDP0	PLTR6A-10G	3587	HR7BPP30X	UR6GP	7966	HR8LPX	TR5-1IX	7243	HR9LCY	TR55-1	2683
HGR7MQI0	ILTR6A-8G	3787	HR7DC	BPR6EFS	3623	HR8LPX+	TR5-1GP	3716	HR9LCY+	TR55-1	2683
HGR7MQP0	PLTR6A-10G	3587	HR7DC	TR6	4177	HR8MII33X	LTR5IX-11	4344	HR9L33U	IZTR5B11	1465
HGR8BDP	UR5GP	3547	HR7DC+	BPR6EFS	3623	HR8MPP30X	LTR5GP	5019	HR9LPP30X	TR4GP	2815
HGR8BQI	UR6IX	7348	HR7DII33V	ITR5H13	97287	HR8MPP33X	PTR5A-13	2467	HR9LPP33X	PZTR5A-15	7862
HGR8BQP	UR6GP	7966	HR7DII33V	TR5AI-13	90813	HR8NPP302	ILTR6E11	90117	HR9LPX	TR5-1IX	7243
HGR8DDP	PTR5D-10	3784	HR7DPP30V	TR6GP	5141	HR8NPP302X	LTR5GP	5019	HR9LPX+	TR5-1GP	3716
HGR8DQI	ITR6F13	4477	HR7DPP30Y	TR6GP	5141	HR8SII330V	LZTR5AIX-13	2314	HR9SII330X	LZTR4AIX-11	2313
HGR8DQP	TR5GP	3186	HR7DPP30Y	TR55GP	3403	HR8SPP300V	PLZTR5A-13	4998	HR9SPP300X	LZTR5AGP	3381
HGR8MDP	PTR5A-13	2467	HR7DPP33V	PTR5C-13	7740	HR8TII3302V	LZTR5AIX-13	2314	HRBPX	UR4GP	2869
HGR8MDP0	ILTR5K13	90607	HR7DPP33Y	PTR5C-13	7740	HR8TPP3002V	LZTR5AGP	3381	HRDC	TR5	2238
HGR8MDP0	LTR5BI-13	90083	HR7KII33V	ITR5H13	97287	HR8TPP3002V	PLZTR5A-13	4998	HS5E	BM7F	6421
HGR8MQI	ILTR5C11	5581	HR7KII33V	TR5AI-13	90813	HR8TPP3002V	LZTR5AGP	3381	HS7F	BPM6F	5950
HGR8MQI0	ILTR5C11	5581	HR7MPP	PTR5A-13	2467	HR8TPP3302V	PLZTR5A-13	4998	HS8E	BM6F	6221
HGR8MQP	PTR5A-13	2467	HR7MPP+	PTR5A-13	2467	HR9A	YR5	7052	M10AC	AB-6	2910
HGR8MQP0	PTR5A-13	2467	HR7MPP22U	PLTR6A-10G	3587	HR9AC	YR5	7052	M10AC0	AB-6	2910
HGR9BDP	UR5GP	3547	HR7MPP22V	PTR5A-13	2467	HR9AC+	YR5	7052	M10ACO	AB-6	2910
HGR9BQI	UR5IX	7177	HR7MPP302	PLTR6A-10G	3587	HR9ACY	YR55	7240	M12B	WR5	2438
HGR9BQP	UR5GP	3547	HR7MPP30X	LTR6IX-11	6509	HR9ACY+	YR55	7240	M4A	AB-7	3010
HGR9DDP	PTR5D-10	3784	HR7MPP30X	LTR5GP	5019	HR9APX	YR5IX	7516	M4A1	AB-8	7909
HGR9DQI	ITR5H13	97287	HR7MPP33X	PTR5A-13	2467	HR9APX+	YR5GP	2953	M4A2	AB-7	3010
HGR9DQP	TR5GP	3186	HR7NII33X	ILTR6E11	90117	HR9AY	YR55	7240	M4AC	AB-7	3010
HGR9LDP0	TR5GP	3186	HR7NII33X	ILTR6E11	90117	HR9B	UR4	6630	M5A	AB-7	3010
HGR9LQI0	IZTR5B11	1465	HR8A	YR5	7052	HR9BC	UR4	6630	M5AC	AB-7	3010
HGR9LQP0	PZTR5A-15	7862	HR8AC	YR5	7052	HR9BC+	UR4	6630	M7AC	AB-7	3010
HR10A	YR5	7052	HR8AC+	YR5	7052	HR9BCX	UR45GP	3207	M8AC	AB-6	2910
HR10AC	YR5	7052	HR8ACY	YR55	7240	HR9BCY	UR45	6945	M8AC0	AB-6	2910
HR10AC+	YR5	7052	HR8AY	YR55	7240	HR9BCY+	UR45	6945	M8ACO	AB-6	2910
HR10ACY	YR55	7240	HR8B	UR4	6630	HR9BCZ	UR45	6945	UEC	R0045Q-10	4216
HR10AY	YR55	7240	HR8BC	UR4	6630	HR9BII33V	UR45IX	7559	UFR7EC	CMR5H	7599
HR10B	UR4	6630	HR8BC+	UR5	2771	HR9BP	UR4IX	7401	UR09CC	CR8E	1275
HR10BC	UR4	6630	HR8BCY	UR55IX	7272	HR9BP+	UR4GP	2869	UR2AS	CR8HA	2086
HR10BC+	UR4	6630	HR8BP	UR4IX	7401	HR9BPP30V	UR45GP	3207	UR2CC	CR8E	1275
HR10BCX	UR4	6630	HR8BP+	UR5	2771	HR9BPP30X	UR4GP	2869	UR3AS	CR7HS	7223
HR10BCX+	UR4	6630	HR8BPX	UR4IX	7401	HR9BPX	UR4IX	7401	UR3CC	CR7E	4578
HR10BCY	UR45	6945	HR8BPX+	UR5	2771	HR9BPX+	UR4GP	2869	UR4AS	CR6HS	7023
HR10BCY+	UR45	6945	HR8BPY	UR55	2248	HR9BPY	UR45IX	7559	UR6DE	CR7EKB	4455
HR10BCZ	UR45	6945	HR8BY	UR4	6630	HR9BPY+	UR45GP	3207	USR4AC	CMR6H	3365
HR10BCZ+	UR45	6945	HR8D1133X	TR5IX	7397	HR9BPZ	UR45IX	7559	USR7AC	CMR5H	7599
HR10BX	UR4	6630	HR8DC	TR5	2238	HR9BPZ+	UR45GP	3207	VR7NII33X	ILKAR7B11	4912
HR10BY	UR45	6945	HR8DC+	TR5	2238	HR9BY	UR45	6945	VR7NII33X	ILKAR7B11	4912
HR10DCX	TR4	3754	HR8DCX	TR5	2238	HR9D	TR5	2238	VR8NII35U	DILKAR6A11	9029
HR10DCX+	TR4	3754	HR8DCX+	TR5	2238	HR9DC	TR5	2238	VR8NII35U	PLFR5A-11	6240
HR10HC+	TR5-1	7060	HR8DPP30V	TR55GP	3403	HR9DC+	TR5	2238	VR8NII35U	PLZKAR6A-11	5118
HR10HCO	TR5-1	7060	HR8DPP30X	TR5GP	3186	HR9DCX	TR5	2238	VR8NII35U	DILKAR6A11	9029
HR10HCO	TR5-1	7060	HR8DPP30Y	TR55GP	3403	HR9DCX+	TR55	3951	VR8SPP33X	PLZKAR6A-11	5118
HR5DC	TR7IX	3690	HR8DPP33V	TR5BP12	93858	HR9DCY	TR55	3951	W06CS	BR10EIX	6801
HR6B	UR5	2771	HR8DPP33X	PTR5D-10	3784	HR9DCY+	TR55	3951	W07AS	BR10HIX	6692
HR6B	BPR6FS	2623	HR8DPP33Y	PTR4B-15	5146	HR9DII33Y	ITR5H13	97287	W07CS	B10EGV	5927
HR6BC	UR5	2771	HR8DPX	TR5IX	7397	HR9DPP30Y	TR4GP	2815	W08AS	BR9HIX	5687
HR6BC	BPR6FS	2623	HR8DPX+	TR5GP	3186	HR9DPP33Y	PTR4B-15	5146	W08CS	B10EGV	5927
HR6BC+	BPR6FS	2623	HR8HCO	TR5-1	7060	HR9DPX	TR4IX	7300	W10A	B-4H	4110
HR6BP	BPR6FS	2623	HR8JII33V	TR5-1IX	7243	HR9DPX+	TR5IX	7397	W10AC	B-4H	4110
HR6D	BPR6EFS	3623	HR8JII33V	TR55-1IX	7316	HR9DPY	TR55IX	7164	W10C	B4ES	4129
HR6D	TR6	4177	HR8JPP302V	TR55-1GP	7159	HR9DPY+	TR55IX	7164	W10CC	B4ES	4129
HR6DC	BPR6EFS	3623	HR8JPP33V	TR5-1GP	3716	HR9HC+	TR5-1	7060	W10D	BP4ES	6928

NOTE: Cross references are provided as a GUIDE ONLY. Due to differences in design / materials, products produced by various mfrs may have different specifications. Please refer to specific application guide for proper usage.

Bosch to NGK

Competitor Part No.	NGK Part No.	NGK Stock No.	Competitor Part No.	NGK Part No.	NGK Stock No.	Competitor Part No.	NGK Part No.	NGK Stock No.	Competitor Part No.	NGK Part No.	NGK Stock No.
Bosch			Bosch			Bosch			Bosch		
W10DC	BP4ES	6928	W5B	BP7HS	5111	W8A0	B5HS	4210	WR10A	BR4HS	3322
W10E	B-4	3210	W5BC	BP7HS	5111	W8AC	B5HS	4210	WR10AC	BR4HS	3322
W10EC	B-4	3210	W5BP	BPR7HIX	5944	W8AO	BR5HS	3722	WR10E	BR6S	3522
W10F	XR4	5858	W5C	B7ES	1111	W8AP	B5HS	4210	WR10F	XR4	5858
W10FC	XR4IX	7189	W5C	R5671A-7	4091	W8AP+	BR5HS	3722	WR10FC	XR4	5858
W12A	B-4H	4110	W5CC	R5671A-7	4091	W8B	BP5HS	4111	WR10FC+	XR4	5858
W12E	B-2	3110	W5CCX	B7ES-11	2311	W8BC	BP5HS	4111	WR10FCY	XR45	4536
W200T35	BPR6ES	7131	W5CP	BR7EIX	6664	W8C	B5ES	6410	WR10FCY+	XR4	5858
W2A	B9HS	5810	W5CS	BR7EIX	6664	W8C0	B5ES	6410	WR10FCZ	XR45	4536
W2AC	B9HS	5810	W5D	BP7ES	1034	W8CC	B5ES	6410	WR10FCZ+	XR45	4536
W2AS	BR9HIX	5687	W5D1	BP7ES	1034	W8CO	BR5ES	5866	WR10FY	XR45	4536
W2C	B10ES	7928	W5DC	BP7ES	1034	W8D	BP5ES	7832	WR10LC	GR4	2635
W2C	R5671A-10	5820	W5DC0	BP7ES	1034	W8DC	BP5ES	7832	WR10LC+	ZGR5A	5077
W2C0	B10ES	7928	W5DC0	BPR7ES	5534	W8DC0	BP5ES	7832	WR10LCV	GR45	4268
W2C0	R5671A-10	5820	W5DCX	BPR7ES-11	7226	W8DC0	BP5ES	7832	WR10LCV+	GR45	4268
W2CC	B10ES	7928	W5DP	BPR7EIX	4055	W8DCX	BP5ES-11	7732	WR11E0	BR2-LM	5798
W2CC	R5671A-10	5820	W5DP0	BCPR7ET	5509	W8DP	BP5ES	7832	WR11E0	B2-LM	1147
W2CO	BR10EYA	7613	W5DPX	BPR7EIX	4055	W8DPX	BP5ES-11	7732	WR12EC	BR2-LM	5798
W2CS	BR10EIX	6801	W5DTC	BP6ET	1263	W8DTC	BP6ET	1263	WR2CC	BR10ES	4832
W2D	BP9ES	7526	W5EC	B7S	3710	W8DX	BP5ES-11	7732	WR3CC	BR9ES	5722
W2D	R5672A-9	7405	W6AS	BR6HIX	3419	W8E	B6S	3510	WR3CP	BR9EIX	3981
W3A	B8HS	5510	W6B	BP6HS	7331	W8EC	B6S	3510	WR3CS	BR9EIX	3981
W3A0	B8HS	5510	W6BC	BP6HS	7331	W8F	R5670-5	2298	WR3CTC	BR8ET	6612
W3AC	B8HS	5510	W6BP	BPR6HIX	4085	W8FC	R5670-5	2298	WR4AC	BR8HS	4322
W3A0	B8HS	5510	W6D1	BP6ES	7333	W8LCR	ZGR5A	5077	WR4CC	BR8ES	5422
W3AP	BR8HIX	7001	W6DC	BP6ES	7333	W8LDCR	BUR6ET	7517	WR4CP	BR8EIX	5044
W3AS	BR8HIX	7001	W6DC0	BP6ES	7333	W8LPR	ZGR5A	5077	WR4DP0	BPR7ES	5534
W3C	B9ES	2611	W6DCX	BP6ES-11	7334	W8LPR+	ZGR5A	5077	WR5A	BR7HS	4122
W3C	R5671A-9	5238	W6DP	BPR6EIX	6637	W8LTCR	BUR6ET	7517	WR5AC	BR7HS	4122
W3C0	B9ES	2611	W6DP0	BPR6EIX	6637	W9A	B-4H	4110	WR5AC+	BR7HS-10	1098
W3C0	R5671A-9	5238	W6DPO	BPR6EGP	7084	W9A0	B-4H	4110	WR5AP	BR7HS	4122
W3CC	B9ES	2611	W6DPX	BP6ES-11	7334	W9AC	B5HS	4210	WR5BC+	BPR7HS	6422
W3CC	R5671A-9	5238	W6DTC	BP6ET	1263	W9AC0	B5HS	4210	WR5CC	BR7ES	5122
W3CO	R5671A-9	5238	W6LTCR	BUR6ET	7517	W9ACO	BR5HS	3722	WR5D	BPR7ES	5534
W3CP	BR9EIX	3981	W7A	B6HS	7534	W9AO	BR4HS	3322	WR5DC	BPR7ES	5534
W3CS	BR9EIX	3981	W7A0	B6HS	7534	W9C	B4ES	4129	WR5DC+	BPR7ES	5534
W3D	BP8ES	2912	W7AC	B6HS	7534	W9CC	B4ES	4129	WR5DP	BPR7ES	5534
W3D	R5672A-8	7173	W7AO	B6HS	7534	W9D	BP5ES	7832	WR5DP	BPR7ES SOLID	3785
W3DP	BP8ES	2912	W7AP	BR6HIX	3419	W9DC	BP5ES	7832	WR5DP+	BPR7ES	5534
W3DP0	BP8ES	2912	W7B	BP6HS	7331	W9DC0	BPR5ES	7734	WR5DS	BPR7EIX	4055
W3DP2	BP8ES	2912	W7BC	BP6HS	7331	W9DCX	BP5ES-11	7732	WR6BC	BPR6HS	7022
W4A	B8HS	5510	W7BP	BPR6HIX	4085	W9DP	BPR5EIX	6597	WR6BC+	BPR6HS	7022
W4A1	B8HS	5510	W7C	B6ES	7432	W9DPX	BP5ES-11	7732	WR6D	GR5	2851
W4A2	B8HS	5510	W7CC	B6ES	7432	W9E	B-4	3210	WR6DC	GR5	2851
W4A5	B8HS	5510	W7CC0	B6ES	7432	W9E0	B4-LM	3410	WR6DC+	BPR6ES	7131
W4AC	B8HS	5510	W7CCO	BR6ES	4922	W9EC	B-4	3210	WR6DCX	GR5	2851
W4AP	BR8HIX	7001	W7CP	B6ES	7432	W9EC0	B4-LM	3410	WR6DCX	BPR6ES-11	7133
W4AS	BR8HIX	7001	W7CX	B6ES-11	7910	W9EO	B4-LM	3410	WR6DP	BPR6EIX	6637
W4C	B8ES	2411	W7D	BP6ES	7333	W9F	R5670-5	2298	WR6DP+	BPR6ES	7131
W4C	R5671A-8	4554	W7D0	BP6ES	7333	W9FC	R5670-5	2298	WR6DP0	BPR6EGP	7084
W4C1	B8ES	2411	W7DC	BP6ES	7333	W9HC	ZGR5C	6334	WR6DPX	BPR6EIX-11	3903
W4C1	R5671A-8	4554	W7DC0	BP6ES	7333	W9LC	ZGR5A	5077	WR6DS	BPR6EIX	6637
W4C2	B7ES	1111	W7DCR	GR5	2851	W9LDCR	BPR5EIKU	5685	WR7A	BR6HS	3922
W4C2	R5671A-7	4091	W7DCX	BP6ES-11	7334	WEA	BUH	2422	WR7AC	BR6HS	3922
W4C3	B7HS	5110	W7DO	BP6ES	7333	WEC	BUE	2322	WR7AC+	B6HS	7534
W4CC	B8ES	2411	W7DP	BPR6EIX	6637	WET1	BUH	2422	WR7B	BPR6HS	7022
W4CC	R5671A-8	4554	W7DPX	BP6ES-11	7334	WET2	BUE	2322	WR7BC	BPR6HS	7022
W4CP	BR8EIX	5044	W7DSR	BPR6ES	7131	WGR7DDP	BPR6EIX	6637	WR7BC+	BPR6HS	7022
W4CS	BR8EIX	5044	W7DTC	BP6ET	1263	WGR7DQI	BPR6EIX	6637	WR7BP	BPR6HS	7022
W4DP	BPR7EIX	4055	W7DX	BP6ES-11	7334	WGR7DQP	BPR6EGP	7084	WR7BP+	BPR6HS	7022
W4DP0	BCPR7ET	5509	W7E	B6S	3510	WGR8DDP	PGR5A-11	3573	WR7C	BR6ES	4922
W4E2	B7S	3710	W7EC	B6S	3510	WGR8DQI	BPR6EIX	6637	WR7CC	BR6ES	4922
W5A	B7HS	5110	W7F	R5670-6	2746	WGR8DQP	BPR6EGP	7084	WR7CC+	BR6ES	4922
W5AC	B7HS	5110	W7FC	R5670-6	2746	WGR9DDP	PGR5A-11	3573	WR7CCX	BR6ES-11	3824
W5AP	BR7HIX	7067	W7LTCR	BUR6ET	7517	WGR9DQI	BPR5EIX	6597	WR7CCX+	BR6ES	4922
W5AS	BR7HIX	7067	W8A	B5HS	4210	WGR9DQP	BPR5EGP	7082	WR7CP	BR6ES	4922

NOTE: Cross references are provided as a GUIDE ONLY. Due to differences in design / materials, products produced by various mfrs may have different specifications. Please refer to specific application guide for proper usage.



Spark Plug Cross Reference

Bosch to NGK / Briggs & Stratton to NGK / Champion to NGK

Competitor Part No.	NGK Part No.	NGK Stock No.	Competitor Part No.	NGK Part No.	NGK Stock No.	Competitor Part No.	NGK Part No.	NGK Stock No.	Competitor Part No.	NGK Part No.	NGK Stock No.
Bosch			Bosch			Bosch			Briggs & Stratton		
WR7CP+	BR6ES	4922	WR9DCX+	BPR5ES-11	7634	YR6SII330X	ILZKR7B-11S	5787	5062P	B2-LM	1147
WR7CPX	BR6ES-11	3824	WR9DCY	GR45	4268	YR7DE	DCPR7E	3932	5066A	BKR5E	7938
WR7CPX+	BR6ES	4922	WR9DCY+	BPR5EY-11	6937	YR7LPP332W	DCPR6E	3481	5066B	BKR5E	7938
WR7D	GR5	2851	WR9DP	BPR5EIX	6597	YR7MPP33	PLKR6A	5149	796112S	B2-LM	1147
WR7DC	GR5	2851	WR9DP+	BPR5ES	7734	ZQR8SI302	PLZKBR7B8DG	90223	802592S	BR2-LM	5798
WR7DC+	BPR6ES	7131	WR9DPX	BPR5EIX-11	2115	ZR7SI332S	PLZKBR7B8DG	90223	802592S	BR2-LM	5798
WR7DCX	GR5	2851	WR9DPX+	BPR5ES-11	7634	Briggs & Stratton			802592S	BR2-LM	5798
WR7DCX	BPR6ES-11	7133	WR9DS	BPR5EIX	6597	29683	B2-LM	1147	802592S	BR2-LM	5798
WR7DDC4	BPR6ES	7131	WR9DY	GR45	4268	29693	B6S	3510	Champion		
WR7DDC4	BPR6EIX	6637	WR9E	BR6S	3522	293918	BMR6A	7421	10	R5670-5	2298
WR7DP	BPR6EIX	6637	WR9E0	BR6S	3522	298808	BM6A	5921	11	WR5	2438
WR7DP+	BPR6ES	7131	WR9EC	BR6S	3522	298809	B2-LM	1147	13	TR55	3951
WR7DPX	BPR6EIX-11	3903	WR9EC+	BR6S	3522	391919	BR2-LM	5798	14	XR5	3332
WR7DPX+	BPR6EGP	7084	WR9EC0	BR6S	3522	392588	BR2-LM	5798	15	TR4	3754
WR7DS	BPR6EIX	6637	WR9EC3	BR6S	3522	394539	BR2-LM	5798	17	UR45	6945
WR7EC	BR6S	3522	WR9ECO	B-2	3110	394812	BR2-LM	5798	18	UR4	6630
WR7F	XR5	3332	WR9EO	BR6S	3522	491055	BKR5E	7938	19	UR4	6630
WR7LT+	BUR6ET	7517	WR9FC	XR4	5858	491167	B2-LM	1147	20	TR5	2238
WR8AC	BR5HS	3722	WR9FC+	XR4	5858	493944	BR2-LM	5798	21	WR5	2438
WR8AC+	BR5HS	3722	WR9FCY	XR45	4536	496018	BKR5E	7938	22	WR5	2438
WR8AP	BR5HS	3722	WR9FCZ	XR45	4536	496018	BKR5E	7938	25	UR4	6630
WR8BC	BPR5HS	6222	WR9FP	XR4IX	7189	496018	BKR5E	7938	31	GR45	4268
WR8BC+	BPR5HS	6222	WR9FP+	XR4	5858	499608	BKR5E	7938	35	YR55	7240
WR8C	BR5ES	5866	WR9FPY	XR45IX	7293	499730	BR2-LM	5798	37	UR45	6945
WR8CC	BR5ES	5866	WR9FPY+	XR45	4536	555132	BR2-LM	5798	38	BP5ES	7832
WR8CC+	BR5ES	5866	WR9FPZ	XR45	4536	557039	CR9E	6263	58	XR4	5858
WR8CP	BR5ES	5866	WR9FPZ+	XR45	4536	591040	BR2-LM	5798	63	XR4	5858
WR8CP+	BR5ES	5866	WR9HC	ZGR5C	6334	591868	BR2-LM	3841	66	XR45	4536
WR8D	GR4	2635	WR9LC	GR4	2635	591868	BR2-LM	5798	71	BKR5E	7938
WR8D	BPR5ES	7734	WR9LE	ZGR5A	5077	591868	BR2-LM	5798	79	UR45	6945
WR8DC	GR4	2635	WR9LP	GR4IX	7149	691043	BKR6E	6962	82	FR5-1	7252
WR8DC	BPR5ES	7734	WR9LP+	GR4GP	2763	691043	BKR6E	6962	89	BKR5E-11	6953
WR8DC	BPR6ES	7131	WR9LS	ZGR5A	5077	692051	BKR5E	7938	91	B-6L	3212
WR8DC+	BPR5ES SOLID	4006	WRDCX	GR5	2851	692051	BKR5E	7938	97	ZFR5F	7558
WR8DC4	BPR5ES	7734	WRS5F	BPMR7A	4626	694385	BKR5E	7938	101	ZGR5C	6334
WR8DCX	BPR5ES-11	7634	WS12E	BM4A	5628	696202	BKR5EGP	7090	102	BR6S	3522
WR8DCX	GR4	2635	WS5E	BM7A	6521	696798	BKR5E	7938	104	BR7ES	5122
WR8DCX	BPR5ES-11	7634	WS5F	BPM7A	7321	696876	BPMR7A	4626	105	GR45	4268
WR8DCX+	BPR5ES-11	7634	WS7E	BM6A	5921	697858	BR2-LM	5798	108	YR55	7240
WR8DP	BPR5EIX	6597	WS7F	BPM7A	7321	711252	BPR6HS	7022	113	YR5	7052
WR8DP+	BPR5ES	7734	WS8E	BM6A	5921	790885	BPMR6F	1270	120	B8ES	2411
WR8DPX	BPR5EIX-11	2115	WS8F	BPM6A	7021	793541	BKR5E	7938	121	BR6FS	4323
WR8DPX+	BPR5ES-11	7634	WS9EC	BMR4A	5728	796112	B2-LM	1147	123	BR6ES	4922
WR8DPY	GR45	4268	WSR4F	BPMR8Y	2218	796560	BR2-LM	5798	129	AR6FS	3323
WR8DS	BPR5EIX	6597	WSR5F	BPMR7A SOLID	6703	797235	BPR6ES SOLID	4008	130	WR4-1	4652
WR8E	BR6S	3522	WSR6F	BPMR7A SOLID	6703	798615	BP6ES	7333	160	Y-207T	1239
WR8EC	XR5	3332	WSR6F/R10	BPMR7A SOLID	6703	799876	BR2-LM	5798	247	BPR6EIX	6637
WR8EC+	BR6S	3522	WSR8F	BPMR6A	6726	801254	BPMR4A SOLID	5113	248	BPR6EIX	6637
WR8F	XR5	3332	WSR9E	BMR4A	5728	802592	BR2-LM	5798	263	R5673-8	3249
WR8FC	XR5	3332	WSR9F	BMR4A	5728	802592	BR2-LM	5798	264	R5670-8	3354
WR8FP	XR4	5858	X3CP0	DR9EA	3437	802592	BR2-LM	5798	266	R5670-7	2891
WR8LC	ZGR5A	5077	X4CS	D8EA	2120	802592	BR2-LM	5798	276	R5672A-10	7942
WR8LC+	ZGR5A	5077	X5DC	DPR7EA-9	5129	802592	BR2-LM	5798	277	R5672A-9	7405
WR8LP	ZGR5AGP	7102	XR2AS	DR8HS	5123	805015	BKR5E	7938	278	R5672A-8	7173
WR8LPP30V	GR45GP	3142	XR2CS	DR8ES	5423	491055S	BKR5E	7938	279	BKR7E	4644
WR8LPP33X	GR4GP	2763	XR4AS	DR8HS	5123	491055S	BKR5E	7938	280	R5724-8	7317
WR9A0	BR5HS	3722	XR4CS	DR8ES	5423	491167S	B2-LM	1147	281	R5724-8	7317
WR9A0	BR5HS	3722	XR4DC	DPR8EA-9	4929	492167S	B2-LM	1147	284	BKR7E	4644
WR9C	BR5ES	5866	XR5DC	DPR7EA-9	5129	492167S	B2-LM	1147	290	BPR10EIX	95236
WR9CC	BR5ES	5866	XR7LDC	DPR7EA-9	5129	492167S	B2-LM	1147	293	R5671A-11	6596
WR9D	GR4	2635	Y5DDC	DCPR8EIX	6546	496018S	BKR5E	7938	294	R5671A-10	5820
WR9D	BPR5ES	7734	Y6DC	DCPR8E	4339	496018S	BKR5E	7938	295	R5671A-10	5820
WR9DC	GR4	2635	YR5DDE	KR9CI	7795	496018T	BKR5E	7938	296	R5671A-9	5238
WR9DC	BPR5ES	7734	YR6DES	DCPR8E	4339	5062A	B2-LM	1147	297	R5671A-8	4554
WR9DC+	BPR5ES	7734	YR6LDE	DCPR8EKP	7415	5062B	B2-LM	1147	298	R5671A-7	4091
WR9DCX	GR4	2635	YR6SII330X	ILZKR7B-11S	5787	5062C	B2-LM	1147	300	BP6ES	7333

NOTE: Cross references are provided as a GUIDE ONLY. Due to differences in design / materials, products produced by various mfrs may have different specifications. Please refer to specific application guide for proper usage.

Champion to NGK

Competitor Part No.	NGK Part No.	NGK Stock No.	Competitor Part No.	NGK Part No.	NGK Stock No.	Competitor Part No.	NGK Part No.	NGK Stock No.	Competitor Part No.	NGK Part No.	NGK Stock No.
Champion			Champion			Champion			Champion		
301	BPR6ES-11	7133	537	B-6L	3212	845	B4-LM	3410	992	MR7F	95897
302	BP5ES	7832	538	B-6L	3212	846	BM4A	5628	1000	R5672A-10	7942
304	BPR6EFS	3623	541	AB-7	3010	847	BM6F	6221	1001	R5672A-9	7405
306	B6HS	7534	541	AB-6	2910	848	BPM6Y	4562	1003	R5672A-8	7173
308	BPR5EY-11	6937	549	AB-6	2910	849	BM7A	6521	1005	DCPR9EIX	2316
309	CR9E	6263	555	AB-6	2910	850	BM6F	6221	1006	R2525-10	5281
311	ZFR5E-11	4435	564	AB-6	2910	851	BM7F	6421	1007	BKR8EIX	2668
312	BP6HS	7331	570	LZTR4A-11	5306	852	BPMR8Y	2218	1224	BR6HIX	3419
315	BP8ES	2912	587	B-6L	3212	853	BPM7Y	4921	2071	FR5	7373
318	ZFR5F-11	2262	592	BR6S	3522	854	B-6L	3212	2095	BKR5E	7938
322	BPR5ES-11	7634	625	AB-6	2910	855	BPM6F	5950	2301	BPR5ES-11	7634
327	BPR6HS	7022	653	R0373A-10	4940	856	BR4-LM	4133	2322	BPR4ES-11	4224
328	BP7HS	5111	654	R0373A-9	3388	857	B-4L	3112	2332	BPR6ES	7131
332	BPR6ES	7131	658	R0373A-10	4940	858	BPM7A	7321	2338	BKR6E	6962
339	BPR7ES SOLID	3785	661	R2525-10	5281	859	BPMR7A	4626	2412	FR5-1	7252
340	BKR7E	4644	662	D9EA	2420	860	BM6F	6221	2415	BPR5ES	7734
344	BKR6E	6962	667	R2525-10	5281	861	B2-LM	1147	2430	BKR5E-11	6953
345	BKR6E-11	2756	668	R5673-10	4050	862	BM7A	6521	3013	TR5GP	3186
346	BKR6E-11	2756	669	R5673-10	4050	863	BPMR6Y BL1	5414	3013	TR55GP	3403
349	MR7F	95897	670	R5673-9	3442	865	BM6F	6221	3015	TR55GP	3403
353	BKR6E	6962	671	R5674-10	6702	868	BR2-LM	5798	3018	UR5GP	3547
354	BKR5EK	7797	672	R5674-9	6468	871	BR6S	3522	3018	UR45GP	3207
400	BPR6FS	2623	677	BR10HIX	6692	872	BPMR6F	1270	3025	UR45GP	3207
400	UR6	7773	678	BR9HIX	5687	874	BR7HS	4122	3025	UR4GP	2869
401	TR4	3754	682	R5724-9	7891	877	CM-6	5812	3031	GR45GP	3142
401	TR5	2238	683	R5724-9	7891	880	BR8ES	5422	3031	GR4GP	2763
401	BPR6EFS	3623	684	R5724-10	7993	883	BR8HS	4322	3031	BPR5EGP	7082
403	TR5-1	7060	685	R5724-9	7891	888	D6HA	6512	3032	LTR5GP	5019
404	BPR5ES	7734	686	R5671A-10	5820	889	C8HSA	6821	3034	ZFR5LP-13G	7781
405	BPR5ES	7734	687	R5671A-9	5238	890	BUE	2322	3034	BKR5EGP	7090
405	GR4	2635	688	R5724-8	7317	893	BMR7A	4226	3036	UR4GP	2869
406	UR5	2771	693	R5671A-10	5820	895	BR9EG	3230	3068	BKR6EGP	7092
407	TR5-1	7060	709	R0045Q-10	4216	896	B5HS	4210	3069	BKR7EIX	2667
408	TR4	3754	723	R6061-11	2773	898	BUZHW	2147	3071	BKR6EGP	7092
409	WR5	2438	785	R5671A-8	4554	900	DCPR9E	2641	3132	LTR5GP	5019
412	FR5-1	7252	791	R5672A-10	7942	904	BPR8ES	3923	3318	ZFR5FGP	7098
415	BPR6ES	7131	792	R5672A-9	7405	905	DCPR8E SOLID	4179	3318	ZFR6FGP	7100
418	BKR6E-11	2756	794	R5672A-8	7173	909	TR4	3754	3322	BPR5EGP	7082
426	BKR6E-11	2756	796	BKR7E	4644	910	D6HA	6512	3322	BPR5EIX-11	2115
430	BKR6E-11	2756	801	B8ES	2411	915	BR8EG	3130	3340	BKR6EGP	7092
431	BKR4E	4421	802	R5673-6	2405	923	BPR5HS	6222	3344	BCPR6EGP	7088
431	FR4	5155	803	B7ES	1111	929	BPR4HS	7823	3344	BKR6EIX-11	3764
434	ZFR5F-11	2262	805	B9ES	2611	930	UR45	6945	3344	BKR6EGP	7092
435	ZFR5F-11	2262	806	BP5HS	4111	937	BPR9EIX	6853	3346	BKR6EGP	7092
436	ZFR5F-11	2262	807	B8HS	5510	942	UR45	6945	3401	TR55GP	3403
436	ZFR6F-11	4291	808	CR5HSB	6535	946	BKR6E	6962	3405	GR4GP	2763
438	ZFR5N	3459	809	DCPR8E SOLID	4179	947	BR2-LM	5798	3405	BPR5EGP	7082
439	ZFR5F-11	2262	810	DCPR7E	3932	948	DCPR6E	3481	3407	TR5-11X	7243
439	ZFR6F-11G	6987	811	B7HS	5110	954	BPR9ES	7788	3408	TR55GP	3403
443	LZTR4A-11	5306	813	BP7ES	1034	955	PZFR6F-11	3271	3412	BKR5EGP	7090
444	BKR7E	4644	814	BPR7HS	6422	958	PZFR6H	7696	3412	ZFR5N	3459
445	LKR7E	1643	816	D8HA	7112	965	CMR7H	3066	3415	BPR6EGP	7084
446	LZFR5C-11	92174	817	ZGR5A	5077	965	CMR6H	3365	3436	BKR5EGP	7090
470	LZTR5A-13	4306	818	BR9ES	5722	973	BR2-LM (Gap .020")	5798	3436	ZFR6FGP	7100
471	BKR5E-11	6953	821	B7HS-10	2129	973	BR2-LM	5798	3470	LZTR5AGP	3381
502	AB-6	2910	823	B6S	3510	973	BR2-LM	5798	3570	LZTR5AGP	3381
504	B4ES	4129	824	BUHX	2522	974	BKR5EKUP	2890	3570	LZTR4AGP	5017
506	AB-8	7909	825	B7S	3710	975	LFRA6-11	3672	3890	BKR5EIX	6341
509	AB-6	2910	830	BR6HS	3922	977	CPR8E	7411	3980	BKR5EGP	7090
511	B-4	3210	831	BUHXW-1	5526	978	CMR7A	7543	3983	TR55GP	3403
512	B-6L	3212	835	B7HS	5110	980	BKR5E	7938	4011	WR5	2438
514	AB-6	2910	837	BUH	2422	982	BKR5E	7938	4013	TR55	3951
516	AB-6	2910	840	BMR6A	7421	985	BKR5E-11	6953	4018	UR5	2771
523	AB-6	2910	841	B6S	3510	988	BKR6E	6962	4019	UR45	6945
525	UR4	6630	843	BM6A SOLID	6021	990	LZKAR7A	6799	4025	UR45	6945
533	B-4	3210	844	B-6L	3212	991	LZKAR7A	6799	4071	BKR6E	6962

NOTE: Cross references are provided as a GUIDE ONLY. Due to differences in design / materials, products produced by various mfrs may have different specifications. Please refer to specific application guide for proper usage.



Spark Plug Cross Reference

Champion to NGK

Competitor Part No.	NGK Part No.	NGK Stock No.	Competitor Part No.	NGK Part No.	NGK Stock No.	Competitor Part No.	NGK Part No.	NGK Stock No.	Competitor Part No.	NGK Part No.	NGK Stock No.
Champion			Champion			Champion			Champion		
4079	GR45	4268	7983	TR5GP	3186	113C2	YR5	7052	404C2	BPR5ES	7734
4113	YR5	7052	7983	IZTR4A11	4213	11C2	WR5	2438	404S	BPR5ES	7734
4130	WR4-1	4652	8018	UR4	6630	11S	WR5	2438	405C2	BPR5ES	7734
4318	BKR5E	7938	8071	BKR5E	7938	121S	BR6FS	4323	405S	BPR5ES	7734
4401	BPR6EFS	3623	8304	BPR6EFS	3623	129S	AR6FS	3323	406C2	UR5	2771
4404	GR4	2635	8332	BPR7ES	5534	130C2	WR4-1	4652	406S	UR5	2771
4405	BPR5ES	7734	8339	BPR7ES	5534	13C2	TR55	3951	407C2	TR5-1	7060
4408	TR5	2238	8401	TR5	2238	13S	TR55	3951	407S	TR5-1	7060
4412	ZFR4F-11	4043	8405	BPR5ES	7734	14C2	XR5	3332	408C2	TR5	2238
4430	BKR6E-11	2756	8415	BPR6ES	7131	15C2	TR4	3754	408S	TR5	2238
4434	BKR5E	7938	8654	CR8E	1275	15S	TR4	3754	4113-2	YR5	7052
4436	BKR5E	7938	8698	CR7E	4578	17C2	UR45	6945	412C2	FR5-1	7252
4983	TR55	3951	8809	DPR9EA-9	5329	18C2	UR4	6630	412S	FR5-1	7252
5071	BKR5E	7938	8810	DCPR7E	3932	18S	UR4	6630	415-1	BPR6ES	7131
5322	BPR4ES	7222	8810	BPR5ES	7734	19C2	UR45	6945	415C2	BPR6ES	7131
5828	BZ7HS-10	3579	8812	DCPR7E	3932	2071-4	FR5	7373	415S	BPR6ES	7131
5838	BUZHW	2147	8814	BPR6HS	7022	21S	WR5	2438	430C2	BKR6E-11	2756
5843	BM7A	6521	8815	DR7EB	5469	22S	WR5	2438	430S	BKR6E-11	2756
5846	BM6A	5921	8819	DR7EB	5469	2412-6	FR5-1	7252	431-1	BKR5E	7938
5847	BM6F	6221	8883	BZ7HS-10	3579	25C2	UR4	6630	431C2	BKR5E	7938
5851	BM7F	6421	8900	BPR9ES	7788	25S	UR4	6630	431S	BKR4E	4421
5861	B2-LM	1147	8902	BR9ES	5722	3013-2	TR5GP	3186	431S	FR4	5155
5883	BZ7HS-10	3579	8904	BPR8ES	3923	3015-2	TR55GP	3403	436S	ZFR5F-11	2262
5898	BUZHW	2147	9000	IZFR5K11	3657	3018-2	UR5GP	3547	4408-2	TR5	2238
5933	BR5HS	3722	9001	BKR6EIX	6418	3025-2	UR45GP	3207	5071S	BKR5E	7938
5942	UR4	6630	9002	BKR5EIX	6341	302S	BP5ES	7832	5322S	BPR4ES	7222
7013	PTR4B-15	5146	9005	IZFR6N-E	4757	3031-2	GR45GP	3142	5843S	BM7A	6521
7013	TR55IX	7164	9006	IFR5G11	7854	3032-2	LTR5GP	5019	5846S	BM6A	5921
7015	TR55GP	3403	9007	BPR5EIX-11	2115	3034-2	ZFR5LP-13G	7781	5847S	BM6F	6221
7018	UR5GP	3547	9008	IFR5E11	7994	3036-2	UR4GP	2869	5851S	BM7F	6421
7020	TR5-1IX	7243	9010	LZFR5CI-11	92145	306C	B6HS	7534	5861S	B2-LM	1147
7031	GR4IX	7149	9030	SILZKR7B11	9723	3071	BKR5EIX	6341	58S	XR4	5858
7032	LZTR5AGP	3381	9033	DILKR7A11	93135	3071-2	BKR6EGP	7092	592-1	BR6S	3522
7032	LTR6BP13	94806	9044	DILFR6J11	92491	3071S	BKR6EGP	7092	592C	BR6S	3522
7034	ZFR5LP-13G	7781	9055	PLZFR5B13EG	97606	308C2	BPR5EY-11	6937	592M	BR6S	3522
7070	PFR6G-11	5555	9055	LZFR5CI-11	92145	318C2	ZFR5F-11	2262	592S	BR6S	3522
7071	PFR5G-11	2647	9201	BKR6EIX	6418	318S	ZFR5F-11	2262	593M	BR6S	3522
7071	PZFR5F-11	4363	9202	BKR5EIX	6341	31C2	GR45	4268	66C2	XR45	4536
7304	ITR5H13	97287	9203	BKR5EIX	6341	31S	GR45	4268	66S	XR45	4536
7318	BKR6EGP	7092	9204	TR5IX	7397	322-1	BPR5ES-11	7634	7013-2	PTR4B-15	5146
7318	PZFR6F-11	3271	9402	TR5-1IX	7243	322C2	BPR5ES-11	7634	7034-2	ZFR5LP-13G	7781
7332	PGR5A-11	3573	9403	LZTR5AIX-13	2314	322EZ	BPR5ES-11	7634	71-1	BKR5E	7938
7345	PFR6G-11	5555	9404	TR55IX	7164	322S	BPR5ES-11	7634	71C2	BKR5E	7938
7346	PFR5G-11	2647	9405	TR5IX	7397	327C	BPR6HS	7022	71EZ	BKR5E	7938
7401	PTR5F-11	6579	9406	PZNR6A11H	5507	3318-2	ZFR5FGP	7098	71G	BKR5E	7938
7407	TR5-1IX	7243	9407	ILKR7B8	1989	3322-2	BPR5EIX-11	2115	71GS	BKR5E	7938
7408	TR4IX	7300	9408	PLKR7A	4288	3340-2	BKR6EGP	7092	71S	BKR5E	7938
7408	TR5IX	7397	9602	TR5IX	7397	3344-2	BKR6EIX-11	3764	7318-2	BKR6EGP	7092
7436	ZFR5EGP	7096	9611	LTR5IX-11	4344	3346-2	BKR6EGP	7092	7570-2	LZTR5A-13	4306
7437	PTR5A-13	2467	9701	DCPR8EIX	6546	3401-2	TR55GP	3403	7940-2	TR55GP	3403
7440	PLZTR5A-13	4998	9702	IZKR7B	7563	3405-2	GR4GP	2763	7981-2	PTR5A-13	2467
7546	PFR5G-11	2647	9770	IZFR6K-11S	5266	3407-2	TR5-1IX	7243	7983-2	TR5GP	3186
7548	PFR5R-11	4292	9782	PFR7S8EG	1675	3408-2	TR55GP	3403	79C2	UR45	6945
7570	LZTR5A-13	4306	9800	IFR7G-11KS	7746	3412-2	BKR5EGP	7090	79S	UR45	6945
7622	DCPR9EIX	2316	9801	BKR7EIX	2667	3415-2	BPR6EGP	7084	8018-1	UR4	6630
7712	PZFR6F-11	3271	9802	BKR6EIX	6418	3436-2	BKR5EGP	7090	801C	B8ES	2411
7919	IZFR6N-E	4757	9804	BPR5EIX-11	2115	344S	BKR6E	6962	803C	B7ES	1111
7940	TR55GP	3403	9805	IFR6D10	5344	3570-2	LZTR5AGP	3381	805C	B9ES	2611
7940	PTR4B-15	5146	9806	IFR6T11	4589	37C2	UR45	6945	807-1	B7HS	5110
7953	IZFR6N-E	4757	9808	TR5IX	7397	3983-2	TR55GP	3403	8071-1	BKR5E	7938
7963	TR5GP	3186	9809	IZFR6N-E	4757	4018-2	UR5	2771	807C	B7HS	5110
7963	PTR5C-13	7740	9812	IZFR6K11	6994	401C2	TR4	3754	807M	B8HS	5510
7972	PJR7A	2842	9813	IZFR6K13	6774	401S	TR5	2238	809C	DCPR8E SOLID	4179
7975	LFR5AIX-11	4469	9901	ILTR5E11	91418	401S	TR4	3754	810C	DCPR8E SOLID	4179
7975	PLFR5A-11	6240	105C2	GR45	4268	401S	BPR6EFS	3623	810S	DCPR7E	3932
7981	PTR5A-13	2467	105S	GR45	4268	4025-2	UR45	6945	811-1	B7HS	5110

NOTE: Cross references are provided as a GUIDE ONLY. Due to differences in design / materials, products produced by various mfrs may have different specifications. Please refer to specific application guide for proper usage.

Champion to NGK

Competitor Part No.	NGK Part No.	NGK Stock No.	Competitor Part No.	NGK Part No.	NGK Stock No.	Competitor Part No.	NGK Part No.	NGK Stock No.	Competitor Part No.	NGK Part No.	NGK Stock No.
Champion			Champion			Champion			Champion		
811C	B7HS	5110	852EZ	BPMR8Y	2218	934M	BPR6HS	7022	C55C	R5671A-10	5820
811M	B7HS	5110	852S	BPMR8Y	2218	936-1	BP7HS	5111	C55CX	R5671A-10	5820
813C	BP7ES	1034	853-1	BPM7Y	4921	936M	BP7HS	5111	C57	R5671A-10	5820
814C	BPR7HS	6422	853S	BPM7Y	4921	938-1	BZ7HS-10	3579	C57C	R5671A-10	5820
814S	BPR7HS	6422	855C	BPM6F	5950	938M	BPZ8HS-10	3133	C57CX	R5671A-10	5820
818C	BR9ES	5722	855S	BPM6F	5950	938S	BZ7HS-10	3579	C57HCX	R5672A-10	7942
821-1	B7HS-10	2129	858S	BPM7A	7321	939-1	BPR7HS-10	1092	C57Y	R5672A-10	7942
821M	B7HS-10	2129	859S	BPMR7A	4626	939M	BPZ8HS-10	3133	C57YC	R5672A-10	7942
821S	B7HS-10	2129	861-1	B2-LM	1147	941-1	BR8HS	4322	C59	R5671A-9	5238
823-1	B6S	3510	861EZ	B2-LM	1147	941M	BR8HS	4322	C59C	R5671A-9	5238
823S	B6S	3510	861S	B2-LM	1147	942M	UR45	6945	C59CX	R5671A-9	5238
825C	B7S	3710	863S	BPMR6A	6726	942S	UR45	6945	C59HCX	R5672A-9	7405
825S	B7S	3710	8654-1	CR8E	1275	950M	PZFR5F	3741	C59Y	R5672A-9	7405
827-1	BUHW	2622	8654-2	CR8E	1275	952M	PZFR6H	7696	C59YC	R5672A-9	7405
827M	BUHW	2622	868-1	BR2-LM	5798	955M	PZFR6F-11	3271	C61	R5724-8	7317
827S	BUHW	2622	868S	BR2-LM	5798	955S	PZFR6F-11	3271	C61C	R5671A-8	4554
828-1	BZ7HS-10	3579	8698-1	CR7E	4578	956M	IZFR6N-E	4757	C61CX	R5671A-8	4554
828M	BZ7HS-10	3579	8698-2	CR7E	4578	956S	IZFR6N-E	4757	C61HCX	R5672A-8	7173
828S	BZ7HS-10	3579	872-1	BPMR6F	1270	959M	DR6HS	4823	C61Y	R5672A-8	7173
82C2	FR5-1	7252	874-1	BR7HS	4122	A10	D7EA	7912	C61YC	R5672A-8	7173
8304-1	BPR6EFS	3623	874C	BR7HS	4122	A51R	R2525-10	5281	C63C	R5671A-7	4091
831-1	BZ7HS-10	3579	874M	BR7HS	4122	A55R	R2525-10	5281	C63CX	R5671A-7	4091
831M	BUHXW-1	5526	874S	BR7HS	4122	A57C	R2525-10	5281	C63Y	BKR7E	4644
831S	BUHXW-1	5526	876-1	BUHXW-1	5526	A57R	R2525-10	5281	C63YC	BKR7E	4644
833-1	BUHW-2	5626	876M	BUHXW-1	5526	A59C	D9EA	2420	C65YC	BKR7E	4644
8332-1	BPR7ES	5534	876S	BUHXW-1	5526	A59G	R2525-9	4735	C6BYC	BCP7ET	5509
8332-2	BPR7ES	5534	8809-1	DPR9EA-9	5329	A59GC	R2525-9	4735	C6YCC	BCP7ES	5030
8339-1	BPR7ES	5534	880C	BR8ES	5422	A5YC	DP9EA-9	6629	C7Y	BCP7ES	5030
8339-2	BPR7ES	5534	8810-1	DCPR7E	3932	A6	D8EA	2120	C7YC	BCP7ES	5030
833M	BUHW-2	5626	8810-2	DCPR7E	3932	A61	D9EA	2420	C7YCC	BCP7ES	5030
833S	BUHW-2	5626	8812-1	DCPR7E	3932	A61G	DR9EIX	4772	C9MCC	ZFR5F	7558
835C	B7HS	5110	8814-1	BPR6HS	7022	A6G	DR8EIX	6681	C9Y	BKR6E	6962
837C	BUH	2422	8814-2	BPR6HS	7022	A6GC	DR8EIX	6681	C9YC	BKR6E	6962
838M	BUZHW-2	2173	8815-1	DR7EB	5469	A6Y	DP8EA-9	5829	C9YCC	BKR6E	6962
838S	BUZHW-2	2173	8815-2	DR7EB	5469	A6YC	DP8EA-9	5829	CH60	Y-207T	1239
8401-1	TR5	2238	8819-1	DR7EB	5469	A8	D7EA	7912	CH68	Y-924J	3473
8405-1	BPR5ES	7734	8819-2	DR7EB	5469	A8Y	DP7EA-9	5629	CH69	Y-918J	3704
8405-2	BPR5ES	7734	883-1	BR8HS	4322	A8YC	DP7EA-9	5629	CJ11	BM6A	5921
840C	BMR6A	7421	883M	BR8HS	4322	B7	B4ES	4129	CJ14	BM4A	5628
841-1	B6S	3510	883M	BR9HS-10	4551	BL11Y	UR5	2771	CJ3	BM7A	6521
8415-1	BPR6ES	7131	883S	BR8HS	4322	BL13Y	UR4	6630	CJ4	BM7A	6521
8415-2	BPR6ES	7131	885M	BUZ8H	7447	BL3	R5673-8	3249	CJ6	BM7A	6521
841S	B6S	3510	886M	BUZ8H	7447	BL4	R5673-7	2817	CJ6Y	BPM7A	7321
843-1	BM6A	5921	8883-1	BZ7HS-10	3579	BL5	R5673-7	2817	CJ7Y	BPM7Y	4921
843EZ	BM6A SOLID	6021	8883-2	BZ7HS-10	3579	BL55	R5673-10	4050	CJ8	BM6A SOLID	6021
843EZ	BM6A SOLID	6021	8902-1	BR9ES	5722	BL57	R5673-10	4050	CJ86	BM6A	5921
843S	BM6A SOLID	6021	8902-2	BR9ES	5722	BL57Y	R5674-10	6702	CJ8Y	BPM6Y	4562
844-1	B-6L	3212	8904-1	BPR8ES	3923	BL6	R5673-6	2405	D10	AB-6	2910
844S	B-6L	3212	8904-2	BPR8ES	3923	BL60	R5673-9	3442	D14	AB-6	2910
845-1	B4-LM	3410	892M	BUZ8H	7447	BL60Y	R5674-9	6468	D16	AB-6	2910
845S	B4-LM	3410	898-1	BUZHW	2147	BL62Y	R5674-8	5657	D16J	AB-6	2910
846-1	BM4A	5628	898M	BUZHW	2147	BL64Y	R5674-8	5657	D18Y	AB-6	2910
846EZ	BM4A	5628	89C2	FR45	3686	BL7Y	R5674-7	5034	D21	AB-6	2910
846EZ	BM4A	5628	917C	BP5ES	7832	BL8	R5673-6	2405	D23	AB-6	2910
846S	BM4A	5628	924M	BPR7HS-10	1092	BL9Y	BPR6FS	2623	D6	AB-8	7909
847-1	BM6F	6221	929C	BPR4HS	7823	BN12Y	TR5	2238	D78Y	AB-6	2910
847EZ	BM6F	6221	929G	BPR4HS	7823	BN6Y	BP7EFS	3526	D9	AB-6	2910
847EZ	BM6F	6221	931-1	BR6HS	3922	BN7Y	TR5	2238	D9J	AB-6	2910
847S	BM6F	6221	931M	BR6HS	3922	BN89Y	TR5	2238	DJ6J	BM7F	6421
848-1	BPM8Y SOLID	5574	931S	BR6HS	3922	BN9Y	TR6	4177	DJ7J	BM6F	6221
848S	BPM6Y	4562	932-1	BPR7HS	6422	C10YCC	BKR6E	6962	DJ7Y	BPM6F	5950
849C	BM7A	6521	932M	BPR7HS	6422	C281YC	BKR6E	6962	DJ8J	BM6F	6221
850C	BM6F	6221	932S	BPR7HS	6422	C53	R5671A-11	6596	F10	A6FS	2210
851C	BM7F	6421	933-1	BR6HS	3922	C53C	R5671A-11	6596	F10C	A6FS	2210
851EZ	BM7F	6421	933M	BR6HS	3922	C53CX	R5671A-11	6596	F62Y	AP8FS	2227
852-1	BPMR8Y	2218	933S	BR6HS	3922	C55	R5671A-10	5820	F7Y	AP7FS	2127

NOTE: Cross references are provided as a GUIDE ONLY. Due to differences in design / materials, products produced by various mfrs may have different specifications. Please refer to specific application guide for proper usage.



Champion to NGK

Competitor Part No.	NGK Part No.	NGK Stock No.	Competitor Part No.	NGK Part No.	NGK Stock No.	Competitor Part No.	NGK Part No.	NGK Stock No.	Competitor Part No.	NGK Part No.	NGK Stock No.
Champion			Champion			Champion			Champion		
F7YC	AP7FS	2127	K9	AB-7	3010	N12YCC	BP5ES	7832	N8L	ZGR5C	6334
F7YCC	AP7FS	2127	KC10PYPB4	PFR5R-11	4292	N13L	ZGR5C	6334	N8Y	BP6ES	7333
F81Y	AP8FS	2227	L10	B6HS	7534	N13Y	BP5ES	7832	N92Y	BP4ES	6928
F83Y	AP8FS	2227	L12Y	BP5HS	4111	N14LY	ZGR5C	6334	N9BMC	BPR5EKU	5685
G1	C9E	7499	L14	B-4H	4110	N14Y	BP5ES	7832	N9BYC	BP6ET	1263
G2	C8E	7471	L15Y	BP4HS	3611	N16Y	BP4ES	6928	N9Y	BP6ES	7333
G53C	R0373A-11	5566	L16V	BUZ8H	7447	N16YC	BP4ES	6928	N9YC	BP6ES	7333
G53R	R0373A-11	5566	L19V	BUH	2422	N19V	BUE	2322	N9YC4	BP6ES-11	7334
G54V	R0045Q-10	4216	L20V	BUH	2422	N2	B9ES	2611	N9YCC	BP6ES	7333
G55	C9E	7499	L288	B5HS	4210	N21	B4ES	4129	N9YCE	BP6ES	7333
G55C	R0373A-10	4940	L2G	B9HS	5810	N279YC	BP7ES	1034	OBL9Y	BPR6FS	2623
G55R	R0373A-10	4940	L3G	B8HS	5510	N281YC	BP6ES	7333	ON11Y	BPR5ES	7734
G57C	R0373A-10	4940	L4G	B7HS	5110	N288	B5ES	6410	ON12Y	BPR5ES	7734
G57R	R0373A-10	4940	L4J	B7HS	5110	N2C	B9ES	2611	ON3	BR8ES	5422
G58	C9E	7499	L5	B7HS	5110	N2G	B9ES	2611	P10Y	D6HA	6512
G59C	R0373A-9	3388	L55G	B10HS	2399	N3	B8ES	2411	P7	D8HA	7112
G61	C8E	7471	L61Y	BP8HS	2630	N3C	B8ES	2411	P76	D8HA	7112
G63	C8E	7471	L64Y	BP7HS	5111	N3G	B8ES	2411	P8Y	D6HA	6512
H03	B6S	3510	L66Y	BP6HS	7331	N4	B7ES	1111	P-A5HC	D7EA	7912
H10	B-6L	3212	L6G	B7HS	5110	N4C	B7ES	1111	P-A7HC	D7EA	7912
H10C	B-6L	3212	L6VC	BUZ8H	7447	N4G	B7ES	1111	PG2PHP	PMR8A	5851
H10J	B-6L	3212	L76V	BUHW	2622	N4YC	BP9ES	7526	PG4PHP	PMR7A	4259
H11	B-4L	3112	L77J	B7HS	5110	N5	B6ES	7432	P-G7C	C7E	5096
H12	B-6L	3212	L77J4	B7HS-10	2129	N54R	B10EG	3630	P-L7YC4	BP6HS-10	6326
H14Y	B-6L	3212	L77JC	B7HS	5110	N57	B10ES	7928	P-L9YC	BP6HS	7331
H8	B-6L	3212	L77JC4	B7HS-10	2129	N57DR	R6061-11	2773	PM3(P-M3)	BM4A	5628
H8C	B-6L	3212	L77V	BUHW	2622	N57G	BR10EIX	6801	PM4(P-M4)	BR2-LM	5798
H8J	B-6L	3212	L78	B7HS	5110	N57R	B10EG	3630	P-N5C	B8ES	2411
J11	B-4	3210	L78C	B8HS	5510	N59DR	R6061-10	5962	PRA7HC	DPR7EIX-9	7803
J11C	B-4	3210	L78V	BUHW-2	5626	N59G	BR10EIX	6801	P-RL5SC	BR6HSA	4296
J11C	B6S	3510	L78YC	BP7HS	5111	N59YDR	BPR10EIX	95236	PRZ9HC	CR7HSA	4549
J11J	B6S	3510	L78YC6	BPR7HS-10	1092	N5C	B8ES	2411	P-Z7HC	C7HSA	4629
J11Y	XR5	3332	L7J	B6HS	7534	N5G	B6ES	7432	P-Z9HC	C6HSA	3228
J12J	B-2	3110	L81	B7HS	5110	N6	B6ES	7432	QC10PEP	PZFR6H	7696
J12YC	R5670-5	2298	L81Y	BP7HS	5111	N60	B9ES	2611	QC10PEPB	IZFR6N-E	4757
J13Y	XR5IX	7355	L82	B6HS	7534	N60R	B8EG	3430	QC10WEP	IZFR6N-E	4757
J14J	B-2	3110	L82C	B7HS	5110	N62R	B8EG	3430	QC12GMC	PZFR5F	3741
J14YC	XR5IX	7355	L82Y	BP6HS	7331	N63Y	BP8ES	2912	QC12PEP	IZFR6N-E	4757
J17LM	B4-LM	3410	L82YC	BP7HS	5111	N64Y	BP8ES	2912	QC12PEPA	PZFR6H	7696
J19LM	B2-LM	1147	L82YCC	BP6HS	7331	N65Y	BP7ES	1034	QC12PEPB	IZFR6N-E	4757
J19LMC	B2LM (Gap .020")	1147	L85	B6HS	7534	N66Y	BP6ES	7333	QC12YC	BKR6E	6962
J2YLE	B2LM (Gap .020")	1147	L86	B6HS	7534	N6Y	BP8ES	2912	QC12YC	BKR5E	7938
J2YXLE	B2LM (Gap .020")	1147	L86C	B6HS	7534	N6YC	BP8ES	2912	QC59YC	BKR8EIX	2668
J4	B7S	3710	L87YC	BP6HS	7331	N6YCC	BP8ES	2912	QC8WEP	IZFR6N-E	4757
J4C	B7S	3710	L87YCC	BP6HS	7331	N7	B7ES	1111	QC9MC4	ZFR5F-11	2262
J4J	B7S	3710	L89CM	BP5HS	4111	N74C	BUR6EB-11	7037	QJ19LM	BR2-LM	5798
J5	B7S	3710	L90	B5HS	4210	N79Y	BP6ES	7333	QL16V	BUHXW-1	5526
J6	B6S	3510	L90C	B5HS	4210	N7BYC	BP6ET	1263	QL16V S	BUHXW-1	5526
J61	R5670-8	3354	L92LCC	BPR5HS	6222	N7GY	BPR7EIX	4055	QL55	BR10HIX	6692
J63Y	R5670-7	2891	L92Y	BP5HS	4111	N7Y	BP7ES	1034	QL57	BR9HIX	5687
J6C	B6S	3510	L92YC	BP5HS	4111	N7YC	BP7ES	1034	QL6VC	BUZ8H	7447
J6J	B6S	3510	L95Y	BP4HS	3611	N7YCC	BP7ES	1034	QL76V	BUZHW	2147
J7	B6S	3510	L9G	B6HS	7534	N7YCC	BP7ES	1034	QL77CC	BR8HS	4322
J7J	B6S	3510	L9J	B6HS	7534	N8	B6ES	7432	QL77J4	BZ7HS-10	3579
J8	B6S	3510	N1	B10ES	7928	N80	B10EG	3630	QL77JC4	BZ7HS-10	3579
J8C	B6S	3510	N10PY	BPR6EIX	6637	N80G	BR10EIX	6801	QL78C	BR8HS	4322
J8J	B6S	3510	N10Y	BP6ES	7333	N82	B10EG	3630	QL78C S	BR8HS	4322
K13	AB-6	2910	N10Y4	BP6ES-11	7334	N82G	BR10EIX	6801	QL78V	BUZHW-2	2173
K15J	AB-6	2910	N11Y	BP5ES	7832	N84	B9EG	3530	QL78YC S	BPZ8HS-10	3133
K3G	AB-8	7909	N11YC	BP5ES	7832	N86G	BR9EIX	3981	QL78YC6	BPZ8HS-10	3133
K5G	AB-8	7909	N11YC4	BP5ES-11	7732	N87	B8EG	3430	QL7J5	BR6HS	3922
K7	AB-8	7909	N11YCC	BP5ES	7832	N87G	BR8EIX	5044	QL82C	BR6HS	3922
K-8	AB-8	7909	N12Y	BP5ES	7832	N89Y	BP5ES	7832	QL82C S	BR6HS	3922
K8G	AB-8	7909	N12YC	BP5ES	7832	N8GY	BPR6EIX	6637	QL82YC	BPR7HS	6422

NOTE: Cross references are provided as a GUIDE ONLY. Due to differences in design / materials, products produced by various mfrs may have different specifications. Please refer to specific application guide for proper usage.

Champion to NGK

Competitor Part No.	NGK Part No.	NGK Stock No.	Competitor Part No.	NGK Part No.	NGK Stock No.	Competitor Part No.	NGK Part No.	NGK Stock No.	Competitor Part No.	NGK Part No.	NGK Stock No.
Champion			Champion			Champion			Champion		
QL82YC S	BPR7HS	6422	RC12MCC4	ZFR6F-11G	6987	RE10WYPB5	ILTR5E11	91418	RJ7	BR6S	3522
QL86	BR6HS	3922	RC12PEC5	ZFR5LP-13G	7781	RE14MCC4	LZTR4A-11	5306	RJ8	BR6S	3522
QL86C	BR6HS	3922	RC12PEC5	BKR5EGP	7090	RE14MCC5	LZTR5A-13	4306	RJ8C	BR6S	3522
QL86C S	BR6HS	3922	RC12PEPB	BKR5EKUP	2890	RE14PLP5	PLZTR5A-13	4998	RJ8J	BR6S	3522
QL87YC	BPR6HS	7022	RC12PMC4	ZFR6FGP	7100	RE14PMC	LZTR5AGP	3381	RL12Y	BPR5HS	6222
QN2	BR9ES	5722	RC12PMPB4	PZFR6F-11	3271	RE14PMC	LZTR4AGP	5017	RL19	BR4HS	3322
QN2C	BR9ES	5722	RC12PYP	PFR5G-11	2647	RE14PMC5	LZTR4AGP	5017	RL4J	BR7HS	4122
QN2G	BR9EIX	3981	RC12YC	BKR5E	7938	RE16MC	LZTR4A-11	5306	RL77J	BR7HS	4122
QN3	BR8ES	5422	RC12YC5	BKR5E-11	6953	RE7PYP6	PTR5A-13	2467	RL78	BR7HS	4122
QN3C	BR8ES	5422	RC12YV5	BKR5E-11	6953	REA6MC	LZKAR7A	6799	RL78C	BR7HS	4122
QN84	BR9EG	3230	RC14E5	FR5-1	7252	REA8MC	LZKAR7A	6799	RL7J	BR6HS	3922
QN86	BR8EG	3130	RC14YC	BKR5E	7938	REA8MCL	LZKAR7A	6799	RL82	BR6HS	3922
R10	D6EA	7512	RC14YC4	BKR5E-11	6953	REA8MCX	LZKAR7A	6799	RL82C	BR7HS	4122
R6G	DR8EIX	6681	RC6WYPB3	IZFR6K-11S	5266	REC10WMPB	LZFR5CI-11	92145	RL82C S	BR7HS	4122
R8	D7EA	7912	RC6WYPB4	IFR7G-11KS	7746	REC10WYPB4	IFR5G11	7854	RL82Y	BPR6HS	7022
RA10HC	DCPR6E	3481	RC6YC	BKR7E	4644	REC10YPC4	LFR6A-11	3672	RL82YC	BPR7HS	6422
RA2HC	DCPR9E	2641	RC78PYP	PFR7B	4853	REC12MCC4	LZFR5C-11	92174	RL82YCC	BPR7HS	6422
RA4HC	DCPR8E SOLID	4179	RC7GYG	BKR6EIX	6418	REC12WMPB5	LZFR5CI-11	92145	RL85	BR6HS	3922
RA4HCX	DCPR9EIX	2316	RC7PYCB	BKR6EGP	7092	REC8WMPB4	DILFR6J11	92491	RL85G	BR6HIX	3419
RA4PHP	PMR8A	5851	RC7PYCB4	BKR6EGP	7092	REC8WYPB3	SILZKR7B11	9723	RL86	BR6HS	3922
RA59GC	R2525-10	5281	RC7PYCBX	BKR7EIX	2667	REC8WYPB4	DILKR7A11	93135	RL86C	BR6HS	3922
RA59PP	DCPR9EIX	2316	RC7Y	BKR7E	4644	RER8MC	LKR7E	1643	RL87Y	BPR6HS	7022
RA6	DR8EA	7162	RC7YC	BKR7E	4644	RER8ZWYCB4	ILKR7B8	1989	RL87YC	BPR6HS	7022
RA6HC	DCPR8E SOLID	4179	RC7YC3	BKR7E	4644	RET8ZWMPB4	PZNAR6A11H	5507	RL90	BR5HS	3722
RA6Y	DPR8EA-9	4929	RC7YC4	BKR7E-11	5791	RF10	AR6FS	3323	RL95YC	BPR4HS	7823
RA6YC	DPR8EA-9	4929	RC7YCC	BKR7E	4644	RF10C	AR6FS	3323	RN10GY	BPR6EIX	6637
RA8GHC	DCPR6E	3481	RC7YCC4	BKR7E-11	5791	RF11YC	WR5	2438	RN10PYP4	PGR5A-11	3573
RA8HC	DCPR7E	3932	RC89TMC	BKR6E	6962	RF14LC	WR4-1	4652	RN10WYPB5	BPR5EIX-11	2115
RA8PHP	PJR7A	2842	RC8PYP	PFR6G	4793	RF14YC	WR5	2438	RN10Y	BPR6ES	7131
RA8WHP	DCPR8EIX	6546	RC8PYP4	PFR6G-11	5555	RF18YC	WR5	2438	RN10Y4	BPR6ES-11	7133
RA8Y	DPR7EA-9	5129	RC8WYPB3	BKR7EIX	2667	RF9YC	WR5	2438	RN11Y	BPR5ES	7734
RA8YC	DPR7EA-9	5129	RC8YC4	BKR6E-11	2756	RFN14LY	FR5-1	7252	RN11YC	BPR5ES	7734
RAX92C	DR9EA	3437	RC8ZWYPB4	IZFR6K11	6994	RG4HC	CR9E	6263	RN11YC4	BPR5ES-11	7634
RAX92DC	JR9C	6193	RC8ZWYPB5	IZFR6K13	6774	RG4PHP	MR7F	95897	RN11YCC	BPR5ES	7734
RAX92YC	DPR9EA-9	5329	RC9BMC	BKR5EKU	3964	RG4YCX	MR7F	95897	RN12GY	BPR5EIX	6597
RAX94C	DR8EA	7162	RC9MC4	ZFR5F-11	2262	RG6HCC	CR9E	6263	RN12MC4	BPR5EY-11	6937
RAX94YC	DPR8EA-9	4929	RC9MCC	ZFR5F	7558	RG6YC	CPR8E	7411	RN12Y	BPR5ES	7734
RAX96C	DR7EA	7839	RC9PYC	BKR6EGP	7092	RG6YCA	CPR8E	7411	RN12YC	BPR5ES	7734
RAX96YC	DPR7EA-9	5129	RC9TMC	BKR6EKUB	7969	RG92C	CR9E	6263	RN12YC4	BPR5ES-11	7634
RBL8	BR6FS	4323	RC9Y	BKR6E	6962	RG92DC	CR9EK	4548	RN12YC6	BPR5ES-11	7634
RBL9Y	BPR6FS	2623	RC9YC	BKR6E	6962	RG94C	CR8E	1275	RN12YCC	BPR5ES	7734
RBN9Y	BPR6EFS	3623	RC9YC4	BKR6E-11	2756	RGU92C	CR9EH-9	7502	RN13L	ZGR5C	6334
RC10DMC	BKR5EK	7797	RC9YC5	BKR6E-11	2756	RGU94C	CR8EH-9	5666	RN13LYC	ZGR5C	6334
RC10ECC	PZFR6H	7696	RC9YCC	BKR6E	6962	RH10C	B-6L	3212	RN13LYC5	ZGR5A	5077
RC10MCC	ZFR6U-9	90318	RC9YCN4	BKR6E-11	2756	RH12	B-6L	3212	RN14LY	ZGR5C	6334
RC10PEC	ZFR5N	3459	RCJ4	BMR7A	4226	RH18Y	B-4L	3112	RN14MC5	GR45	4268
RC10PYP4	PFR5G-11	2647	RCJ6	BPMR7A	4626	RH8C	B-6L	3212	RN14PMC	BPR5EGP	7082
RC10PYP4B4	PFR5N-11	5838	RCJ6Y	BPMR8Y	2218	RJ11	BR6S	3522	RN14PMC5	BPR5EGP	7082
RC10PYPB4	PFR5G-11	2647	RCJ7Y	BPMR7A	4626	RJ12	BR6S	3522	RN14PMP5	GR4IX	7149
RC10VTYC4	BKUR6ET	7808	RCJ8	BMR6A	7421	RJ12C	BR6S	3522	RN14Y	GR4	2635
RC10WYPB5	IFR5E11	7994	RCJ8Y	BPMR6Y BL1	5414	RJ12YC	XR5	3332	RN14Y6	GR45	4268
RC10YC4	BKR6E-11	2756	RCJ8Y	BPMR6A	6726	RJ14YC	XR4	5858	RN14YC	BPR5ES	7734
RC10YCC4	BKR5E-11	6953	RD14	AB-6	2910	RJ17LM	BR4-LM	4133	RN14YC	GR4	2635
RC10ZWYPB4	IZFR5K11	3657	RD16	AB-7	3010	RJ18YC	XR4	5858	RN16Y	BPR4ES	7222
RC11PYPB4	PFR6G-11	5555	RD16	AB-6	2910	RJ18YC6	XR45	4536	RN16YC5	GR45	4268
RC11PYPB4	PFR6N-11	3546	RD16J	AB-6	2910	RJ19HX	BR2-LM (Gap .020")	5798	RN16YC6	BPR4ES-11	4224
RC11ZYC4	ZFR5E-11	4435	RD9	AB-6	2910	RJ19LM	BR2-LM	5798	RN2	BR9ES	5722
RC12ECC	ZFR5N	3459	RDJ7J	BM6F	6221	RJ19LMC	BR2-LM (Gap .020")	5798	RN2C	BR9ES	5722
RC12LC4	ZFR5F-11	2262	RDJ7Y	BPMR6F	1270	RJ2YLE	BR2-LM (Gap .020")	5798	RN2G	BR9EIX	3981
RC12LC4	ZFR6F-11	4291	RDJ8J	BM6F	6221	RJ2YXLE	BR2-LM (Gap .020")	5798	RN3	BR8ES	5422
RC12LC4	ZFR6FGP	7100	RDJ8J	BPMR6F	1270	RJ6	BR6S	3522	RN3C	BR8ES	5422
RC12LYC	FR5-1	7252	RDZ8H	CR8HSA	2086	RJ6C	BR6S	3522	RN4	BR7ES	5122
RC12LYC5	ZFR5F-11	2262	RE10LC	TR5-11X	7243	RJ6J	BR6S	3522	RN4C	BR7ES	5122
RC12MC4	ZFR5F-11	2262	RE10PM5	LTR5GP	5019				RN4YC	BPR8ES	3923
RC12MC5	ZFR5F-11	2262	RE10PMC5	LTR5GP	5019				RN5	BR6ES	4922
RC12MCC4	ZFR5F-11	2262	RE10PMPB5	LTR6BP13	94806				RN57YC	BPR9EIX	6853

NOTE: Cross references are provided as a GUIDE ONLY. Due to differences in design / materials, products produced by various mfrs may have different specifications. Please refer to specific application guide for proper usage.



Champion to NGK / Cummins to NGK / DENSO to NGK

Table with 15 columns: Competitor Part No., NGK Part No., NGK Stock No., and three corresponding columns for Champion, Cummins, and DENSO. It lists various spark plug models and their equivalents across different brands.

NOTE: Cross references are provided as a GUIDE ONLY. Due to differences in design / materials, products produced by various mfrs may have different specifications. Please refer to specific application guide for proper usage.

DENSO to NGK

Competitor Part No.	NGK Part No.	NGK Stock No.	Competitor Part No.	NGK Part No.	NGK Stock No.	Competitor Part No.	NGK Part No.	NGK Stock No.	Competitor Part No.	NGK Part No.	NGK Stock No.
DENSO			DENSO			DENSO			DENSO		
3136	BCP6ES-11	7210	3231	BPR5EIX	6597	3319	BR8EQ-14	2329	4009	C8HSA	6821
3137	BCPR5ES	6130	3233	DCPR7EIX	6046	3320	ZFR7F-11	6855	4010	CR8HSA	2086
3137	FR4	5155	3234	DCPR8EIX	6546	3323	BPR6EIX-11	3903	4011	C2H	2211
3138	BCPR6EP-N-11	4497	3235	ZFR5F	7558	3324	IFR5T11	4996	4012	B-4H	4110
3139	BKR6ES-11	5553	3237	ZFR4F-11	4043	3326	PK20GR8	6737	4013	BP4HS	3611
3140	BCPR6ES	2330	3238	BPR6EGP	7084	3329	BKR5EK	7797	4014	BP4HS	3611
3141	PFR6J-11	2743	3239	PGR5A-11	3573	3334	BKR7EIX-11	6988	4015	BP4HS	3611
3142	PFR6G-11	5555	3240	GR4GP	2763	3335	IFR6T11	4589	4016	BPR4HS	7823
3142	PFR6N-11	3546	3242	DCPR7EIX	6046	3336	BKR9EIX	2669	4017	BR4HS	3322
3143	BKR5E-N-11	2391	3243	DCPR8EIX	6546	3348	ZFR7F-11	6855	4018	BPR5EIX	6597
3144	BKR6E-N-11	5724	3244	BCPR6EP-11	3350	3353	IFR5T11	4996	4019	BP5HS	4111
3145	BKR6E	6962	3245	PFR6J-11	2743	3354	IGR7A-G	3106	4020	BPR5HS	6222
3149	R6254E-9	5583	3246	PZFR5F-11	4363	3356	IFR5E11	7994	4021	BP7HS	5111
3150	R6254E-9	5583	3247	PZFR6F-11	3271	3369	BKR9EIX	2669	4022	BPR7HS	6422
3151	R6254E-105	3949	3249	BKR7EKU	5881	3370	PZFR5F	3741	4024	BR7HS	4122
3152	BCPR5EIX-11	3306	3252	IFR7G-11KS	7746	3371	IZFR6F11	4095	4025	B7HS	5110
3153	BCPR6EIX-11	4919	3253	BKR6EKPB-11	3452	3372	IFR7G-11KS	7746	4026	BR7HIX	7067
3154	BCPR5EIX-11	3306	3255	BCPR7EIX	5690	3373	BKR6EIX	6418	4027	B7S	3710
3155	BCPR6EIX-11	4919	3255	BCP7ES	5030	3373	BKR6EP-8	2215	4028	BP8ES	2912
3156	BCPR5EIX-11	3306	3256	ZGR5A	5077	3374	BKR6E-11	2756	4028	R5672A-8	7173
3157	BCPR6EIX-11	4919	3257	BCPR7EIX-11	5691	3377	IZFR6K11	6994	4030	B8ES	2411
3158	BCPR7EIX	5690	3262	BKR6EIX-11	3764	3381	LFR6C-11	7787	4030	R5671A-8	4554
3159	BKR8EIX	2668	3263	BKR7EKU	5881	3395	IFR5G-11K	3107	4031	B8ES	2411
3160	BKR5EIX-11	5464	3264	PFR5B-11	2300	3396	PZFR5F-11	4363	4032	BR8EIX	5044
3161	BKR5EIX-11	5464	3265	PFR7B	4853	3401	IZFR6K11	6994	4033	BR8ES	5422
3162	BKR6EIX-11	3764	3266	BCPR5EIX-11	3306	3403	IFR6E11	6741	4034	BR8EIX	5044
3163	BKR6EIX-11	3764	3267	ZFR6A-11	1041	3412	BKR5EIX-11	5464	4035	BR8EG	3130
3164	BKR7EIX-11	6988	3268	BPR6HS-10	2633	3417	ILFR5T11	96779	4037	BR8HS	4322
3165	BKR7E	4644	3270	PGR5A-11	3573	3417	PLFR5A-11	6240	4038	B8HS	5510
3166	BKR5EIX-11	5464	3271	DCPR7EIX	6046	3418	IFR6E11	6741	4039	BR8HIX	7001
3167	ZFR4F-11	4043	3273	PFR7B	4853	3419	IFR7G-11KS	7746	4040	B8S	3810
3168	PFR6B-11	4014	3274	BPR8ES	3923	3421	ILFR6T11	4904	4041	B8EG	3430
3169	ZFR6J-11	5585	3275	PFR5L-11	5459	3422	IZFR5K11	3657	4042	BR8HIX	7001
3170	BUR7EB-11	6832	3276	BKR6E	6962	3426	DILFR6D11	6176	4043	B9EG	3530
3172	PFR6L-13	3141	3277	BPR6EKN	6757	3431	BKR6EIX	6418	4045	BR9ES	5722
3173	PZFR6F-11	3271	3278	DCPR6E	3481	3432	IZFR6K-11S	5266	4046	B9ES	2611
3174	PFR5J-11	4642	3279	BPR6EKN	6757	3433	ILFR6J-11K	4458	4046	R5671A-9	5238
3175	PZFR5F	3741	3281	BPR7EIX	4055	3435	IFR5T-8N	3508	4047	B9EG	3530
3176	DCPR7E	3932	3282	BKR8EIX	2668	3439	DILKAR6A11	9029	4048	BR9EIX	3981
3177	DCPR8E	4339	3283	DCPR6E	3481	3441	ILKR7B8	1989	4049	BR9EG	3230
3178	DCPR6E	3481	3284	PFR7G-11S	7772	3442	DILKAR7B11	1406	4050	BR9HIX	5687
3179	DCPR7E	3932	3286	BKR9EIX	2669	3443	SK20PR-L11	92085	4052	B9HS	5810
3182	BKR6E-11	2756	3287	BKR9EIX	2669	3444	ILKAR7B11	4912	4053	BR9HIX	5687
3182	BCPR6E	3735	3289	BKR5EKPB-11	4302	3445	LKR7B-9	5847	4054	BR9HS	4522
3183	BCP4ES-11	1086	3290	BKR7EIX	2667	3449	BKR6EIX-11	3764	4055	R5670-9	3913
3191	BKR5E	7938	3291	BPR6EIX	6637	3450	DILFR5A11	93759	4057	BR10EIX	6801
3191	CS6 S100	1716	3292	PFR6G-11	5555	3457	FXE24HR11	96024	4058	B10EG	3630
3192	BKR7E-11	5791	3293	FR5AP-10	6371	3458	DILFR5A-11D	98376	4059	BR10EG	3830
3194	BKR5EKB-11	3967	3295	ZFR5A-11	5084	3461	ILZKR7B-11S	5787	4060	B10EG	3630
3195	BKR6EKPB-11	3452	3296	ZFR7F	5913	3473	DFH6B-11A	6858	4062	B10ES	7928
3196	BKR6EK	2288	3297	IFR6T11	4589	3479	ZXU20HCR8	93815	4063	B10EGV	5927
3197	BKR7EKU	5881	3299	BKR7E-11	5791	3483	DILZKR7B11GS	95710	4065	B10HS	2399
3199	BPR5EY-11	6937	3300	PFR5G-11	2647	3501	ZXU22HCR8	95770	4067	BR10HIX	6692
3200	BPR7ES-11	7226	3301	PFR5B-11	2300	3521	CR9EIX	3521	4070	BR10EIX	6801
3201	BPR5ES-11	7634	3302	PGR7A	3200	3690	TR7IX	3690	4074	DR5HS	4623
3203	BPR5ES	7734	3303	IFR5T-8N	3508	3780	BKR5E	7938	4075	DR5HS	4623
3204	BPR6ES	7131	3304	BKR6EKC	4959	3797	CR8EHIX-9	3797	4076	D6EA	7512
3205	BPR5ES	7734	3305	BKR6EK	2288	3903	BPR6EIX-11	3903	4078	D6HA	6512
3206	BPR6ES-11	7133	3306	PGR6A	4984	3981	BR9EIX	3981	4080	DR6HS	4823
3212	BPR6EY-11	6261	3308	BKR8EIX	2668	4000	CR5HSA	7840	4082	DPR7EIX-9	7803
3216	BPR5EKU	5685	3311	ZFR5F-11	2262	4002	C6HSA	3228	4084	PJR7A	2842
3222	BPR5EY-11	6937	3312	DCPR8E	4339	4003	CR7HIX	7544	4085	DP7EA-9	5629
3223	PFR6G	4793	3313	DCPR9E	2641	4004	CR6HSA	2983	4086	DPR7EA-9	5129
3226	PFR6G-13	4115	3314	DCPR9EIX	2316	4006	C7HSA	4629	4087	DPR7EIX-9	7803
3229	BPR6EGP	7084	3316	BPR7ES	5534	4007	CR7HIX	7544	4089	DR7EIX	5686
3230	GR4GP	2763	3317	BPR4ES	7222	4008	CR7HSA	4549	4090	D7EA	7912

NOTE: Cross references are provided as a GUIDE ONLY. Due to differences in design / materials, products produced by various mfrs may have different specifications. Please refer to specific application guide for proper usage.



Spark Plug Cross Reference

DENSO to NGK

Competitor Part No.	NGK Part No.	NGK Stock No.	Competitor Part No.	NGK Part No.	NGK Stock No.	Competitor Part No.	NGK Part No.	NGK Stock No.	Competitor Part No.	NGK Part No.	NGK Stock No.
DENSO											
4091	DR7ES	3123	4183	BPR8HS	3725	4504	BKR6EGP	7092	4508	PFR6H-10	6290
4093	DP8EA-9	5829	4184	BPR4HS	7823	4504	BKR6EKP-11	3452	4509	YR5GP	2953
4094	DPR8EIX-9	2202	4185	ER8EIX	8201	4504	BKR6EP-11	2978	4509	UR45GP	3207
4096	DPR8EA-9	4929	4187	CR10E	6264	4504	BKR6EP-8	2215	4510	BR6FIX	2318
4097	DPR8EIX-9	2202	4188	BPR8HS	3725	4504	BKR6EQUP	3199	4510	UR5GP	3547
4099	D8EA	2120	4189	CR8EIX	4218	4504	DIFR6C11	1312	4511	TR5GP	3186
4100	DR8EIX	6681	4190	DPR5EA-9	2887	4504	FR6EI	2687	4511	ITR4A15	5599
4101	DR8ES-L	2923	4191	CR9EIX	3521	4504	IFR6B	6507	4511	ITR5H13	97287
4103	D8HA	7112	4192	BPR5HS	6222	4504	IFR6B11	5368	4511	IZTR4A11	4213
4104	D8HA	7112	4194	JR10B	1299	4504	IFR6B-K	4867	4511	IZTR5B11	1465
4105	DR8HS	5123	4196	C8E	7471	4504	IFR6D10	5344	4511	PTR4G-15	1209
4106	DPR8Z	4730	4197	CR8HIX	7669	4504	IFR6E11	6741	4511	PTR5C-13	7740
4108	DP9EA-9	6629	4198	BR8ECM	3035	4504	IFR6J11	7658	4511	PTR5D-10	3784
4109	DPR9EIX-9	5545	4199	CR9EH-9	7502	4504	IFR6Q-G	5648	4511	PTR5F-11	6579
4111	DPR9EA-9	5329	4200	BPR6HIX	4085	4504	IFR6T11	4589	4511	PZTR5A-15	7862
4112	DPR9EIX-9	5545	4201	CR7EK	7546	4504	IFR6V-10G	92085	4511	TR5AI-13	90813
4114	D9EA	2420	4202	C8EH-9	7473	4504	IZFR6K11	6994	4511	TR5BP12	93858
4115	DR9EIX	4772	4203	CR9EHIX-9	6216	4504	IZFR6K-11S	5266	4511	TR55GP	3403
4116	DR9EA	3437	4205	BPR7HIX	5944	4504	PFR6B	3500	4512	TR6GP	5141
4117	DPR9Z	4830	4208	J9A	2170	4504	PFR6B-11	4014	4512	ITR6G9	90156
4119	JR10B	1299	4209	DP7EA-9	5629	4504	PFR6G	4793	4512	TR6AP-13	5809
4120	JR10B	1299	4210	DP8EA-9	5829	4504	PFR6G-11	5555	4513	LTR5GP	5019
4122	DR9EIX	4772	4212	CR7EH-9	3486	4504	PFR6G-13	4115	4513	ILTR5B11	3474
4123	BR10EIX	6801	4215	CR8HIX	7669	4504	PFR6G-13E	2341	4513	ILTR5C11	5581
4124	ZGR5C	6334	4218	CR8EIX	4218	4504	PFR6J-11	2743	4513	ILTR5D	5476
4125	DPR6EA-9	5531	4221	CR6E	6965	4504	PFR6L-11	4639	4513	ILTR5E11	91418
4126	CR8E	1275	4222	CR5EH-9	6689	4504	PFR6L-13	3141	4513	ILTR5K13	90607
4127	C8EH-9	7473	4228	CPR6EA-9	6899	4504	PFR6N-11	3546	4513	ILTR5L11	96329
4127	CR8EH-9	5666	4501	BPR5EGP	7082	4504	PFR6U-11G	5874	4513	ILTR5M9G	90882
4128	C9E	7499	4501	BPR5EP-11	3971	4504	PFR6W-TG	5547	4513	LTR5BI-13	90083
4129	CR9EH-9	7502	4501	PGR5A-11	3573	4504	PFR7G-11	2380	4513	PTR5A-13	2467
4130	JR9B	3188	4501	PGR5C-11	5760	4504	PZFR6J-11	3586	4701	BKR5EGP	7090
4131	CR9E	6263	4502	BPR6EGP	7084	4504	SIFR6A11	127	4701	BKR5EKP-11	4302
4132	CR9EIX	3521	4502	PGR6A	4984	4505	LFR5AGP	5018	4701	BKR5EKUP	2890
4134	CR10EIX	6482	4502	BPR5EGP	7082	4505	DILFR5A11	93759	4701	BKR5EP-11	3440
4135	CR10EK	2360	4503	BKR5EGP	7090	4505	DILFR5A-11D	98376	4701	DIFR5C11	1311
4136	BPR8ES	3923	4503	BKR5EKP-11	4302	4505	DILFR5E11	92605	4701	FR5AP-10	6371
4137	C7E	5096	4503	BKR5EKUP	2890	4505	ILFR5B11	1637	4701	FR5AP-11	5463
4138	B10HS	2399	4503	BKR5EP-11	3440	4505	ILFR5T11	96779	4701	FR5AP-11E	6569
4142	CR9EHIX-9	6216	4503	DIFR5C11	1311	4505	LZFR5BI-11	93298	4701	FR5EI	1313
4143	CR9EHIX-9	6216	4503	FR5AP-10	6371	4505	PLFR5A-11	6240	4701	IFR5D10	4696
4144	BR9ECMIX	2707	4503	FR5AP-11	5463	4505	PLZFR5B13EG	97606	4701	IFR5E11	7994
4148	BP5HS	4111	4503	FR5AP-11E	6569	4506	LFR6CGP	1483	4701	IFR5G11	7854
4153	BP8HS	2630	4503	FR5EI	1313	4506	DILFR6D11	6176	4701	IFR5G-11K	3107
4155	CR9EK	4548	4503	IFR5D10	4696	4506	DILFR6J11	92491	4701	IFR5J11	7418
4157	D6EA	7512	4503	IFR5E11	7994	4506	ILFR6A	3588	4701	IFR5N10	7866
4158	CR8EK	3478	4503	IFR5G11	7854	4506	ILFR6B	6481	4701	IFR5T11	4996
4159	BR9ECM	3252	4503	IFR5G-11K	3107	4506	ILFR6J-11K	4458	4701	IFR5T-8N	3508
4160	BR10ECM	4234	4503	IFR5J11	7418	4506	ILFR6T11	4904	4701	IZFR5K11	3657
4161	BR6HSA	4296	4503	IFR5N10	7866	4506	ILZFR6D11	1208	4701	PFR5B-11	2300
4162	ER9EH	5869	4503	IFR5T11	4996	4506	LZFR6AP11GS	95712	4701	PFR5C-11	2271
4165	DP6EA-9	1068	4503	IFR5T-8N	3508	4506	PLFR6C-10G	1959	4701	PFR5G-11	2647
4166	BR9EIX	3981	4503	IZFR5K11	3657	4506	PLZFR6A-11S	5987	4701	PFR5G-13E	2761
4167	DR8EIX	6681	4503	PFR5B-11	2300	4506	SILFR6A	7913	4701	PFR5J-11	4642
4168	BP7HS-10	7829	4503	PFR5C-11	2271	4506	SILFR6A11	5468	4701	PFR5L-11	5459
4169	CR10EIX	6482	4503	PFR5G-11	2647	4506	SILFR6B8	373	4701	PFR5N-11	5838
4170	JR10B	1299	4503	PFR5G-13E	2761	4506	SILFR6C11	7505	4701	PFR5R-11	4292
4171	CR5HSA	7840	4503	PFR5J-11	4642	4507	BCPR5EGP	7086	4701	PFR7S8EG	1675
4172	DR9EIX	4772	4503	PFR5L-11	5459	4507	BCPR5EP-11	2097	4701	PFR8S8EG	94460
4173	BR9ECS	4677	4503	PFR5N-11	5838	4507	BCPR5EP-8	2950	4701	PZFR5D-11	7968
4174	CR7E	4578	4503	PFR5R-11	4292	4507	BKR5EGP	7090	4701	PZFR5F	3741
4175	BR8EIX	5044	4503	PZFR5D-11	7968	4508	BCPR6EGP	7088	4701	PZFR5F-11	4363
4176	BR10ES	4832	4503	PZFR5F	3741	4508	BCPR6EP-11	3350	4701	ZFR5AP	92041
4177	DPR5EA-9	2887	4503	PZFR5F-11	4363	4508	BCPR6EP-N-11	4497	4701	BKR5EIX-11	5464
4178	BP8HS	2630	4503	ZFR5AP	92041	4508	BCPR6EP-N-8	5275	4701	BKR5EIX	6341
4179	BR10EIX	6801	4503	ZFR5FGP	7098	4508	PFR6A-11	4045	4701	ZFR5FIX-11	2477

NOTE: Cross references are provided as a GUIDE ONLY. Due to differences in design / materials, products produced by various mfrs may have different specifications. Please refer to specific application guide for proper usage.

DENSO to NGK

Competitor Part No.	NGK Part No.	NGK Stock No.	Competitor Part No.	NGK Part No.	NGK Stock No.	Competitor Part No.	NGK Part No.	NGK Stock No.	Competitor Part No.	NGK Part No.	NGK Stock No.
DENSO											
4701	ZFR6FIX-11	6441	4706	BCPR5EIX-11	3306	4718	LTR5IX-11	4344	5067	BUR6ET	7517
4702	BKR6EGP	7092	4706	BCPR5EIX	5688	4719	ILTR6E11	90117	5068	PTR5A-13	2467
4702	BKR6EKP-11	3452	4707	BCPR6EGP	7088	4719	LTR6AI13	95853	5069	BKUR7ET	5496
4702	BKR6EP-11	2978	4707	BCPR6EP-11	3350	4719	LTR6BI-9	92182	5070	PTR5C-13	7740
4702	BKR6EP-8	2215	4707	BCPR6EP-N-11	4497	4719	LTR6BP13	94806	5071	PTR4B-15	5146
4702	BKR6EQUP	3199	4707	BCPR6EP-N-8	5275	4719	LTR6CI-8	97177	5077	PZTR5A-15	7862
4702	DIFR6C11	1312	4707	PFR6A-11	4045	4719	LTR6DI-8	96588	5088	AB-6	2910
4702	FR6EI	2687	4707	PFR6H-10	6290	4719	PLTR6A-10G	3587	5090	TR5IX	7397
4702	IFR6B	6507	4707	BCPR6EIX-11	4919	4719	SILTR6A7G	95369	5092	PT16EPR13	5809
4702	IFR6B11	5368	4707	BCPR6EIX	5689	4719	LTR6IX-11	6509	5107	LZTR7AIX-13	5107
4702	IFR6B-K	4867	4708	BPR5EGP	7082	4719	LTR6BI-13	91725	5301	BCPR5EIX	5688
4702	IFR6D10	5344	4708	BPR5EP-11	3971	4719	ILTR6A-8G	3787	5301	BCPR5EIX-11	3306
4702	IFR6E11	6741	4708	PGR5A-11	3573	4719	ILTR6F9	90656	5302	BCPR6EIX	5689
4702	IFR6J11	7658	4708	PGR5C-11	5760	4719	ILTR6G8G	96621	5302	BCPR6EIX-11	4919
4702	IFR6Q-G	5648	4708	BPR5EIX-11	2115	4719	ILTR6H8G	96870	5303	BKR5EIX	6341
4702	IFR6T11	4589	4709	BPR6EGP	7084	4719	ILTR6M9G	94489	5303	BKR5EIX-11	5464
4702	IFR6V-10G	92085	4709	PGR6A	4984	4772	DR9EIX	4772	5303	ZFR5FIX-11	2477
4702	IZFR6K11	6994	4709	BPR6EIX	6637	5002	AB-6	2910	5304	BKR6EIX	6418
4702	IZFR6K-11S	5266	4709	BPR6EIX-11	3903	5003	AB-7	3010	5304	BKR6EIX-11	3764
4702	PFR6B	3500	4709	BPR5EIX	6597	5004	AB-8	7909	5305	BPR5EIX	6597
4702	PFR6B-11	4014	4710	IXEH20ETT	9029	5007	WR5	2438	5305	BPR5EIX-11	2115
4702	PFR6G	4793	4711	DILKAR6A11	9029	5008	WR5	2438	5306	BPR6EIX	6637
4702	PFR6G-11	5555	4711	ILKAR7L11	94124	5009	WR5	2438	5307	BPR7EIX	4055
4702	PFR6G-13	4115	4712	DILKAR7B11	1406	5010	WR5	2438	5308	DCPR7EIX	6046
4702	PFR6G-13E	2341	4712	DILKAR7G11GS	91578	5012	AR6FS	3323	5309	DCPR8EIX	6546
4702	PFR6J-11	2743	4712	DILZKAR7B11	90935	5013	AR6FS	3323	5310	BKR7EIX	2667
4702	PFR6L-11	4639	4712	DILZKAR7C11S	90137	5014	AR6FS	3323	5311	BKR8EIX	2668
4702	PFR6L-13	3141	4712	ILZKAR7A10	6043	5015	AR6FS	3323	5312	BKR9EIX	2669
4702	PFR6N-11	3546	4712	ILZKAR7E11S	96509	5016	BCPR5EY-11	2441	5313	BCPR7EIX	5690
4702	PFR6U-11G	5874	4712	SILZKAR7B11	93482	5016	BCPR5E-11	1273	5313	BCPR7EIX-11	5691
4702	PFR6W-TG	5547	4713	TR5GP	3186	5018	FR5-1	7252	5314	BKR8EIX	2668
4702	PFR7G-11	2380	4713	ITR4A15	5599	5020	UR4	6630	5315	BKR9EIX	2669
4702	PZFR6J-11	3586	4713	ITR5H13	97287	5021	UR45	6945	5316	BR8EIX	5044
4702	SIFR6A11	127	4713	IZTR4A11	4213	5022	TR4IX	7300	5316	BR8EIX SOLID	6747
4702	BKR6EIX	6418	4713	IZTR5B11	1465	5023	TR55	3951	5317	BR9EIX	3981
4702	BKR6EIX-11	3764	4713	PTR4G-15	1209	5024	UR4	6630	5319	BR10EIX	6801
4703	LFR5AGP	5018	4713	PTR5C-13	7740	5025	UR4	6630	5319	BR10EIX SOLID	6957
4703	DILFR5A11	93759	4713	PTR5D-10	3784	5026	UR4	6630	5322	R6601-11	4586
4703	DILFR5A-11D	98376	4713	PTR5F-11	6579	5027	UR45	6945	5323	R7435-10	4897
4703	DILFR5E11	92605	4713	PZTR5A-15	7862	5028	UR45	6945	5325	TR5IX	7397
4703	ILFR5B11	1637	4713	TR5AI-13	90813	5029	YR5	7052	5326	TR6IX	3689
4703	ILFR5T11	96779	4713	TR5BP12	93858	5030	YR5IX	7516	5327	TR7IX	3690
4703	LZFR5BI-11	93298	4713	TR5IX	7164	5031	TR4IX	7300	5328	TR8IX	3691
4703	PLFR5A-11	6240	4713	TR5IX	7397	5032	BPR6EFS	3623	5329	R5724-9	7891
4703	PLZFR5B13EG	97606	4714	TR6GP	5141	5032	TR4IX	7300	5330	UR5IX	7177
4703	LFR5AIX-11	4469	4714	ITR6G9	90156	5033	TR55	3951	5331	BR6FIX	2318
4704	LFR6CGP	1483	4714	TR6AP-13	5809	5034	R5673-6	2405	5336	FR9BI-11	4709
4704	DILFR6D11	6176	4714	LTR6IX-11	6509	5035	BPR6FS	2623	5337	DCPR9EIX	2316
4704	DILFR6J11	92491	4714	TR6IX	3689	5036	UR6	7773	5338	LTR5IX-11	4344
4704	ILFR6A	3588	4715	UR5GP	3547	5037	UR6	7773	5339	LTR6IX-11	6509
4704	ILFR6B	6481	4715	UR45IX	7559	5038	BR6FS	4323	5340	LTR7IX-11	6510
4704	ILFR6J-11K	4458	4716	UR6GP	7966	5039	BR6FS	4323	5343	LFR5AIX-11	4469
4704	ILFR6T11	4904	4716	UR5IX	7177	5040	BP7EFS	3526	5344	LFR6AIX-11	6619
4704	ILZFR6D11	1208	4717	LZTR5AGP	3381	5041	B-2	3110	5345	LFR7AIX	2309
4704	LZFR6AP11GS	95712	4717	PLZTR5A-13	4998	5043	XR45	4536	5346	R7437-8	4901
4704	PLFR6C-10G	1959	4717	LZTR5AIX-13	2314	5045	R5670-6	2746	5347	R7437-9	4654
4704	PLZFR6A-11S	5987	4718	LTR5GP	5019	5046	BR6S	3522	5348	IFR7G-11KS	7746
4704	SILFR6A	7913	4718	ILTR5B11	3474	5047	TR5	2238	5349	LZTR5AIX-13	2314
4704	SILFR6A11	5468	4718	ILTR5C11	5581	5048	TR6	4177	5350	LZTR6AIX-13	2315
4704	SILFR6B8	373	4718	ILTR5D	5476	5060	BCP6ET	4563	5352	IK20G	5266
4704	SILFR6C11	7505	4718	ILTR5E11	91418	5061	BKUR6ET	7808	5353	IXUH22	93911
4704	LFR6AIX-11	6619	4718	ILTR5K13	90607	5061	BKUR6ET-10	2397	5356	LKR7AIX	93911
4705	DFH6B-11A	6858	4718	ILTR5L11	96329	5062	BCPR7ET	5509	5357	IK16L	6441
4706	BCPR5EGP	7086	4718	ILTR5M9G	90882	5063	BKR6EK	2288	5358	ZFR6FIX-11	6441
4706	BCPR5EP-11	2097	4718	LTR5BI-13	90083	5065	BP6ET	1263	5361	CR7EIX	7385
4706	BCPR5EP-8	2950	4718	PTR5A-13	2467	5066	BR7ET	5877	5362	CR8EIX	4218

NOTE: Cross references are provided as a GUIDE ONLY. Due to differences in design / materials, products produced by various mfrs may have different specifications. Please refer to specific application guide for proper usage.



Spark Plug Cross Reference

DENSO to NGK

Competitor Part No.	NGK Part No.	NGK Stock No.	Competitor Part No.	NGK Part No.	NGK Stock No.	Competitor Part No.	NGK Part No.	NGK Stock No.	Competitor Part No.	NGK Part No.	NGK Stock No.
DENSO											
5364	CR10EIX	6482	6004	B-2	3110	7272	UR55IX	7272	IK16TT	PFR5R-11	4292
5368	CR8EHIH-9	3797	6005	BPR2ES	2264	7348	UR6IX	7348	IK16TT	PFR7S8EG	1675
5369	IMR9C-9H	6777	6006	BPM4A	5928	7385	CR7EIX	7385	IK16TT	PFR8S8EG	94460
5372	DR8EIX	6681	6007	BPMR4A SOLID	5113	7478	BR10ECMIX	3006	IK16TT	PZFR5D-11	7968
5376	DPR8EIX-9	2202	6008	B-4	3210	7544	CR7HIX	7544	IK16TT	PZFR5F	3741
5378	BR6HIX	3419	6009	B4ES	4129	7669	CR8HIX	7669	IK16TT	PZFR5F-11	4363
5379	BR7HIX	7067	6010	BP4ES	6928	7803	DPR7EIX-9	7803	IK16TT	ZFR5AP	92041
5380	BR8HIX	7001	6011	BPR4ES	7222	067100-1330	Y-147T	7493	IK16TT	BKR5EIX-11	5464
5384	CR8HIX	7669	6012	BPR4HS-10	5024	067100-1370	Y-118R	2187	IK16TT	BKR5EIX	6341
5388	CR9EHI-9	6419	6013	B-4L	3112	067100-1430	Y-146R	7492	IK16TT	ZFR5FIX-11	2477
5388	IMR9A-9H	6966	6014	B4-LM	3410	067100-1460	Y-197R	2188	IK16TT	ZFR6FIX-11	6441
5390	CR9EIA-9	6289	6015	BM4A	5628	067100-1690	Y-703R	3782	IK20	BKR6EIX	6418
5391	BR8ECMIX	3520	6016	BM4A	5628	DG-001	Y-208T	1250	IK20	BKR6EIX-11	3764
5393	BR10ECMIX	3006	6017	BPMR4A-10	6328	DG-001	Y-924J	3473	IK20G	IZFR6K-11S	5266
5400	ER8EHIH	8201	6018	BPMR4A-10	6328	DG-002	Y-204TS1	3829	IK20L	ZFR6FIX-11	6441
5501	BKR6EIX	6418	6019	BMR4A	5728	DG-002	Y-207T	1239	IK20TT	BKR6EGP	7092
5502	BPR6EIX	6637	6020	XR4	5858	DG-002	Y-918J	3704	IK20TT	BKR6EKP-11	3452
5545	DPR9EIX-9	5545	6021	XR4	5858	DG-005	Y-732J	5909	IK20TT	BKR6EP-11	2978
5601	BCPR5EIX-11	3306	6022	BMR6A	7421	DG-120	Y-707RS	4937	IK20TT	BKR6EP-8	2215
5602	BCPR6EIX-11	4919	6023	BPMR6A	6726	DG-215	Y-118R	2187	IK20TT	BKR6EQUP	3199
5603	BKR5EIX-11	5464	6024	BPM6A-10	6026	DG-216	Y-703R	3782	IK20TT	DIFR6C11	1312
5604	BKR6EIX-11	3764	6025	BMR6A	7421	DG-222	Y-197R	2188	IK20TT	FR6EI	2687
5604	IZFR6H11	4294	6026	BM7A	6521	DG-223	Y-146R	7492	IK20TT	IFR6B	6507
5608	DCPR7EIX	6046	6027	BPM7A	7321	DG-232	Y-147T	7493	IK20TT	IFR6B11	5368
5614	IJR7A9	7901	6028	B9HS-10	3626	DXU22H-CR-D11S	DILZKR7B11GS	95710	IK20TT	IFR6B-K	4867
5615	IZFR6K11	6994	6029	BM6F	6221	FK16HQR11	DILFR5A-11D	98376	IK20TT	IFR6D10	5344
5616	IFR8H11	5068	6030	BM7F	6421	FK16HR-11	DILFR5A11	93759	IK20TT	IFR6E11	6741
5617	LFR5AIX-11	4469	6032	BPMR6A	6726	FK20HR11	DILFR6D11	6176	IK20TT	IFR6J11	7658
5618	LFR6AIX-11	6619	6032	BPMR6A-10	1029	FK20HBR11	DFH6B-11A	6858	IK20TT	IFR6Q-G	5648
5618	ILZFR6D11	1208	6033	B-4	3210	FXE20HR11	DILFR6D11	9029	IK20TT	IFR6T11	4589
5619	LFR7AIX	2309	6034	BM4A	5628	FXE22HR11	DILKAR6A11	1406	IK20TT	IFR6V-10G	92085
5626	IMR8C-9H	3653	6035	BM4A	5628	FXE24HR11	DILKAR7B11	1406	IK20TT	IZFR6K11	6994
5627	IMR9C-9H	6777	6036	BM6A	5921	IFT16	UR5IX	7177	IK20TT	IZFR6K-11S	5266
5628	IZFR5K11	3657	6037	BPM6A-10	6026	IHU27	IMR9C-9H	6777	IK20TT	PFR6B	3500
5629	IFR7L11	5114	6038	BU8H	6431	IK01-31	R7434-10	4894	IK20TT	PFR6B-11	4014
5630	IFR9H11	6588	6039	BM6F	6221	IK02-31	R7434-10	4894	IK20TT	PFR6G-11	4793
5631	IMR9B-9H	4888	6040	BPM6F	5950	IK16	BKR5EIX	6341	IK20TT	PFR6G-11	5555
5642	IMR9C-9HES	5766	6041	BM7F	6421	IK16	BKR5EIX-11	5464	IK20TT	PFR6G-13	4115
5686	DR7EIX	5686	6043	BPMR7A	4626	IK16	ZFR5FIX-11	2477	IK20TT	PFR6G-13E	2341
5687	BR9HIX	5687	6044	BPR2ES	2264	IK16L	ZFR6FIX-11	6441	IK20TT	PFR6J-11	2743
5703	R7434-10	4894	6047	B8HS-10	5126	IK16TT	BKR5EGP	7090	IK20TT	PFR6L-11	4639
5706	R7434-10	4894	6048	BM7A	6521	IK16TT	BKR5EKP-11	4302	IK20TT	PFR6L-13	3141
5713	R7376-8	5442	6049	BPM7A	7321	IK16TT	BKR5EKUP	2890	IK20TT	PFR6N-11	3546
5714	R7376-9	7763	6050	CR5HSB	6535	IK16TT	BKR5EKP-11	4302	IK20TT	PFR6U-11G	5874
5719	R7420-9	6448	6051	BR7HS	4122	IK16TT	BKR5EP-11	3440	IK20TT	PFR6W-TG	5547
5720	R7420-10	5501	6052	BR7HS-10	1098	IK16TT	DIFR5C11	1311	IK20TT	PFR7G-11	2380
5721	R7420-105	4857	6053	BR6HS	3922	IK16TT	FR5AP-10	6371	IK20TT	PZFR6J-11	3586
5722	R6725-11	4311	6054	B6HS	7534	IK16TT	FR5AP-11	5463	IK20TT	SIFR6A11	127
5728	R6252E-105	2396	6055	BR9HS-10	4551	IK16TT	FR5AP-11E	6569	IK20TT	BKR6EIX	6418
5728	R7282-105	4985	6057	B2-LM	1147	IK16TT	FR5E11	1313	IK20TT	BKR6EIX-11	3764
5731	R2525-9	4735	6058	BPR8HS	3725	IK16TT	IFR5D10	4696	IK22	BKR7EIX	2667
5732	R2525-10	5281	6060	BR8HS	4322	IK16TT	IFR5E11	7994	IK22	BKR7EIX-11	6988
5735	R0373A-9	3388	6070	CR4HSB	4695	IK16TT	IFR5G11	7854	IK22G	IFR7G-11KS	7746
5736	R0373A-10	4940	6071	BR2-LM	5798	IK16TT	IFR5G-11K	3107	IK24	BKR8EIX	2668
5737	R0373A-11	5566	6072	BR4-LM	4133	IK16TT	IFR5J11	7418	IK27	BKR9EIX	2669
5739	R0045Q-10	4216	6073	BR8HS-10	1134	IK16TT	IFR5N10	7866	IK27C11	FR9BI-11	4709
5740	R0045Q-11	5957	6076	LF5A-11	6376	IK16TT	IFR5T11	4996	IK34	R6601-11	4586
5741	R6725-115	4482	6216	CR9EHIH-9	6216	IK16TT	IFR5T-8N	3508	IKBH20TT	DFH6B-11A	6858
5744	R7376-9	7763	6681	DR8EIX	6681	IK16TT	IZFR5K11	3657	IKH01-24	R7438-8	4905
5745	R7376-10	4457	6901	BR9EIX	3981	IK16TT	PFR5B-11	2300	IKH01-27	R7438-9	4656
5749	R7438-8	4905	6903	B10EGP	5224	IK16TT	PFR5C-11	2271	IKH16	LFR5AIX-11	4469
5750	R7438-9	4656	6904	BR10EIX	6801	IK16TT	PFR5G-11	2647	IKH16TT	LFR5AGP	5018
6000	BUHXW-1	5526	6905	BR10EIX	6801	IK16TT	PFR5G-13E	2761	IKH16TT	DILFR5A11	93759
6001	BUHW	2622	6988	BKR7EIX-11	6988	IK16TT	PFR5J-11	4642	IKH16TT	DILFR5A-11D	98376
6002	BUHW-2	5626	7177	UR5IX	7177	IK16TT	PFR5L-11	5459	IKH16TT	DILFR5E11	92605
6003	CM-6	5812	7214	GR5IX	7214	IK16TT	PFR5N-11	5838	IKH16TT	ILFR5B11	1637

NOTE: Cross references are provided as a GUIDE ONLY. Due to differences in design / materials, products produced by various mfrs may have different specifications. Please refer to specific application guide for proper usage.

DENSO to NGK

Table with 15 columns: Competitor Part No., NGK Part No., NGK Stock No., Competitor Part No., NGK Part No., NGK Stock No., Competitor Part No., NGK Part No., NGK Stock No., Competitor Part No., NGK Part No., NGK Stock No., Competitor Part No., NGK Part No., NGK Stock No. The table lists cross-references between DENSO and NGK spark plug part numbers.



Spark Plug Cross Reference

DENSO to NGK

Competitor Part No.	NGK Part No.	NGK Stock No.	Competitor Part No.	NGK Part No.	NGK Stock No.	Competitor Part No.	NGK Part No.	NGK Stock No.	Competitor Part No.	NGK Part No.	NGK Stock No.
DENSO			DENSO			DENSO			DENSO		
KJ14CR-L11	ZFR4F-11	4043	PK16TT	PFR5B-11	2300	PKH16TT	DILFR5A-11D	98376	PT20TT	TR6AP-13	5809
KJ16CR	ZFR5F	7558	PK16TT	PFR5C-11	2271	PKH16TT	DILFR5E-11	92605	PT22EPR10	TR7IX	3690
KJ16CR11	ZFR5J-11	5584	PK16TT	PFR5G-11	2647	PKH16TT	ILFR5B-11	1637	PTF16TT	YR5GP	2953
KJ16CR-11	ZFR5F-11	2262	PK16TT	PFR5G-13E	2761	PKH16TT	ILFR5T11	96779	PTF16TT	UR45GP	3207
KJ16CR-L11	ZFR5F-11	2262	PK16TT	PFR5J-11	4642	PKH16TT	LZFR5BI-11	93298	PTF20TT	BR6FIX	2318
KJ16CR-L11	ZFR5J-11	5584	PK16TT	PFR5L-11	5459	PKH16TT	PLFR5A-11	6240	PTF20TT	UR5GP	3547
KJ16CR-U11	ZFR5F-11	2262	PK16TT	PFR5N-11	5838	PKH16TT	PLZFR5B13EG	97606	PTJ16R15	PZTR5A-15	7862
KJ20CR11	ZFR6J-11	5585	PK16TT	PFR5R-11	4292	PKH20TT	LFR6CGP	1483	PTV16TT	LTR5GP	5019
KJ20CR-11	ZFR6F-11	4291	PK16TT	PZFR5D-11	7968	PKH20TT	DILFR6D11	6176	PTV16TT	ILTR5B11	3474
KJ20CR-L11	ZFR6J-11	5585	PK16TT	PZFR5F	3741	PKH20TT	DILFR6J11	92491	PTV16TT	ILTR5C11	5581
KJ20CR-U11	ZFR6F-11	4291	PK16TT	PZFR5F-11	4363	PKH20TT	ILFR6A	3588	PTV16TT	ILTR5D	5476
KJ20DR-M11	BKR6E-11	2756	PK16TT	ZFR5AP	92041	PKH20TT	ILFR6B	6481	PTV16TT	ILTR5E11	91418
KJ22CR11	ZFR7F-11	6855	PK16TT	ZFR5FGP	7098	PKH20TT	ILFR6J-11K	4458	PTV16TT	ILTR5K13	90607
KJ22CR-L11	ZFR7F-11	6855	PK20GR8	PZFR5Q-11	6737	PKH20TT	ILFR6T11	4904	PTV16TT	ILTR5L11	96329
KJ22CR-L8	ZFR7F	5913	PK20PR11	PFR6B-11	4014	PKH20TT	ILZFR6D11	1208	PTV16TT	ILTR5M9G	90882
LP20R-U	BPR6EY	6427	PK20PR8	PFR6G-11	5555	PKH20TT	LZFR6AP11GS	95712	PTV16TT	LTR5BI-13	90083
LP20-U	BP6EY	7727	PK20PR-L11	PFR6G-11	5555	PKH20TT	PLFR6C-10G	1959	PTV16TT	PTR5A-13	2467
M17	AB-6	2910	PK20PR-L11	PFR6N-11	3546	PKH20TT	PLZFR6A-11S	5987	PW16TT	BPR5EGP	7082
M22	AB-7	3010	PK20PR-L13	PFR6L-13	3141	PKH20TT	SILFR6A	7913	PW16TT	BPR5EP-11	3971
M24S	AB-8	7909	PK20PR-P	PFR6J-11	2743	PKH20TT	SILFR6A11	5468	PW16TT	PGR5A-11	3573
MA16PR-U	WR5	2438	PK20PR-P11	PFR6J-11	2743	PKH20TT	SILFR6B8	373	PW16TT	PGR5C-11	5760
MA16PR-U11	WR5	2438	PK20PR-P8	PFR6J-11	2743	PKH20TT	SILFR6C11	7505	PW20TT	BPR6EGP	7084
MA16PR-U15	WR5	2438	PK20R11	BKR6EP-11	2978	PKJ16CR8	PZFR5F	3741	PW20TT	PGR6A	4984
MA16P-U	WR5	2438	PK20R-13	PFR6G-13	4115	PKJ16CR-L11	PZFR5F-11	4363	PW20TT	BPR5EGP	7082
MA20PR-U	AR6FS	3323	PK20R8	BKR6EP-8	2215	PKJ16CR-L13	PZFR5F-11	4363	Q14R-U11	BCP4ES-11	1086
MA20P-U	AR6FS	3323	PK20TR11	BKR6EKP-11	3452	PKJ20CR-11	PZFR6F-11	3271	Q16PR-TP11	BCPR5EIX-11	3306
MA20R-U	AR6FS	3323	PK20TR-11	BKR6EKP-11	3452	PKJ20CR8	PZFR6F-11	3271	Q16PR-U	BCPR5ES	6130
MA20R-U11	AR6FS	3323	PK20TT	BKR6EGP	7092	PKJ20CR-L11	PZFR6F-11	3271	Q16PR-U	FR4	5155
MW17	AB-6	2910	PK20TT	BKR6EKP-11	3452	PKJ20CR-M11	PZFR6F-11	3271	Q16PR-U11	BCPR5EY-11	2441
MW22	AB-7	3010	PK20TT	BKR6EP-11	2978	PQ16R	BCPR5EP-11	2097	Q16PR-ZU11	BCPR5EIX-11	3306
MW9	AB-2	3020	PK20TT	BKR6EP-8	2215	PQ16R13	BCPR5EP-11	2097	Q16P-U11	BCPR5E-11	1273
P16PR11	PGR5A-11	3573	PK20TT	BKR6EQUP	3199	PQ16R8	BCPR5EP-11	2097	Q16R-U	BCPR5EY	1266
P16PR8	PGR5A-11	3573	PK20TT	DIFR6C11	1312	PQ16TT	BCPR5EGP	7086	Q16R-U11	BCPR5EY-11	2441
P16R	BPR5EP-11	3971	PK20TT	FR6EI	2687	PQ16TT	BCPR5EP-11	2097	Q16R-ZU11	BCPR5EIX-11	3306
P16R13	PGR5A-11	3573	PK20TT	IFR6B	6507	PQ16TT	BCPR5EP-8	2950	Q16-U	BCPR5EIX	5688
P20PR8	PGR6A	4984	PK20TT	IFR6B11	5368	PQ16TT	BKR5EGP	7090	Q16-U11	BCPR5EY-11	2441
P20PR-S11	BPR6EIX	6637	PK20TT	IFR6B-K	4867	PQ20R	BCPR6EP-11	3350	Q16-ZU11	BCPR5EIX-11	3306
P20R11	BPR6EGP	7084	PK20TT	IFR6D10	5344	PQ20R13	BCPR6EP-11	3350	Q20PR-P11	BCPR6EIX-11	4919
P20R8	BPR6EGP	7084	PK20TT	IFR6E11	6741	PQ20R8	PFR6G	4793	Q20PR-U	BCPR6ES	2330
P22PR8	PGR7A	3200	PK20TT	IFR6J11	7658	PQ20R-P11	BCPR6EP-N-11	4497	Q20PR-U11	BCPR6EY-11	3720
PK16PR11	PFR5B-11	2300	PK20TT	IFR6Q-G	5648	PQ20R-P8	BCPR6EP-N-8	5275	Q20PR-U11	ZFR6J-11	5585
PK16PR8	PFR5G-11	2647	PK20TT	IFR6T11	4589	PQ20TT	BCPR6EGP	7088	Q20PR-ZU11	BCPR6EIX-11	4919
PK16PR-L11	PFR5L-11	5459	PK20TT	IFR6V-10G	92085	PQ20TT	BCPR6EP-11	3350	Q20P-U	BCP6ES	4930
PK16PR-P11	PFR5J-11	4642	PK20TT	IZFR6K11	6994	PQ20TT	BCPR6EP-N-11	4497	Q20P-U11	BCP6ES-11	7210
PK16R11	BKR5EP-11	3440	PK20TT	IZFR6K-11S	5266	PQ20TT	BCPR6EP-N-8	5275	Q20R-U	BCPR6ES	2330
PK16R8	PFR5B-11	2300	PK20TT	PFR6B	3500	PQ20TT	PFR6A-11	4045	Q20R-U11	BCPR6EY-11	3720
PK16TR11	BKR5EKP-11	4302	PK20TT	PFR6B-11	4014	PQ20TT	PFR6H-10	6290	Q20R-ZU11	BCPR6EIX-11	4919
PK16TR-11	BKR5EKP-11	4302	PK20TT	PFR6G	4793	PT16EPR13	TR6AP-13	5809	Q20-U	BCPR6E	3735
PK16TT	BKR5EGP	7090	PK20TT	PFR6G-11	5555	PT16EPR-C13	PTR5C-13	7740	Q20U11	BKR6E-11	2756
PK16TT	BKR5EKP-11	4302	PK20TT	PFR6G-13	4115	PT16EPR-L13	PTR5C-13	7740	Q20U11	BCPR6E	3735
PK16TT	BKR5EKUP	2890	PK20TT	PFR6G-13E	2341	PT16TT	TR5GP	3186	Q20-ZU11	BCPR6EIX-11	4919
PK16TT	BKR5EP-11	3440	PK20TT	PFR6J-11	2743	PT16TT	ITR4A15	5599	Q22PR-P11	BCPR7EIX-11	5691
PK16TT	DIFR5C11	1311	PK20TT	PFR6L-11	4639	PT16TT	ITR5H13	97287	Q22PR-U	BCPR7ES	6282
PK16TT	FR5AP-10	6371	PK20TT	PFR6L-13	3141	PT16TT	IZTR4A11	4213	Q22PR-U11	BCPR7EIX-11	5691
PK16TT	FR5AP-11	5463	PK20TT	PFR6N-11	3546	PT16TT	IZTR5B11	1465	Q22PR-ZU	BCPR7EIX	5690
PK16TT	FR5AP-11E	6569	PK20TT	PFR6U-11G	5874	PT16TT	PTR4G-15	1209	Q22PR-ZU11	BCPR7EIX-11	5691
PK16TT	FR5EI	1313	PK20TT	PFR6W-TG	5547	PT16TT	PTR5C-13	7740	Q22P-U	BCPR7EIX	5690
PK16TT	IFR5D10	4696	PK20TT	PFR7G-11	2380	PT16TT	PTR5D-10	3784	Q22P-U	BCP7ES	5030
PK16TT	IFR5E11	7994	PK20TT	PZFR6J-11	3586	PT16TT	PTR5F-11	6579	Q22P-U11	BCPR7EIX-11	5691
PK16TT	IFR5G11	7854	PK20TT	SIFR6A11	127	PT16TT	PZTR5A-15	7862	Q24PRZ-U	BKR8EIX	2668
PK16TT	IFR5G-11K	3107	PK22PR11	PFR7B	4853	PT16TT	TR5AI-13	90813	Q27PR-ZU	BKR9EIX	2669
PK16TT	IFR5J11	7418	PK22PR8	PFR7B	4853	PT16TT	TR5BP12	93858	QJ16AR-U	ZFR5F	7558
PK16TT	IFR5N10	7866	PK22PR-L11	PFR7G-11	2380	PT16TT	TR55GP	3403	QJ16C11	ZFR5A-11	5084
PK16TT	IFR5T11	4996	PK22PR-L11S	PFR7G-11S	7772	PT16VR13	PTR5A-13	2467	QJ16CR11	ZFR5A-11	5084
PK16TT	IFR5T-8N	3508	PKH16TT	LFR5AGP	5018	PT20TT	TR6GP	5141	QJ16HR-U	FR5-1	7252
PK16TT	IZFR5K11	3657	PKH16TT	DILFR5A11	93759	PT20TT	ITR6G9	90156	QJ20C11	ZFR6A-11	1041

NOTE: Cross references are provided as a GUIDE ONLY. Due to differences in design / materials, products produced by various mfrs may have different specifications. Please refer to specific application guide for proper usage.

DENSO to NGK

Competitor Part No.	NGK Part No.	NGK Stock No.	Competitor Part No.	NGK Part No.	NGK Stock No.	Competitor Part No.	NGK Part No.	NGK Stock No.	Competitor Part No.	NGK Part No.	NGK Stock No.
DENSO			DENSO			DENSO			DENSO		
QJ20CR11	ZFR6A-11	1041	T20PR-U	BPR6FS	2623	U27FE9	CR9EH-9	7502	W14F-U	B-4H	4110
QJ20CR-11	ZFR6A-11	1041	T20PR-U11	UR6	7773	U27FER9	CR9EH-9	7502	W14F-U10	B-4H	4110
RU01-31	R0045Q-10	4216	T20PR-U15	UR6	7773	U27FER-U9	CR9EHIX-9	6216	W14L	B-4L	3112
RU01-34	R0045Q-11	5957	T20P-U	R5673-6	2405	U27FE-ZU9	CR9EHIX-9	6216	W14LMR-US	BR4-LM	4133
S22PR-A7	IGR7A-G	3106	T20R-U	BR6FS	4323	U31ESN-ZU	CR10EIX	6482	W14LM-U	B4-LM	3410
S29	IFR7G-11KS	7746	T20R-U15	BR6FS	4323	U31ESRN	CR10E	6264	W14LM-US	BM4A	5628
S29A	BUR7EQ	6917	T22EP-U	BP7EFS	3526	U31ESRNZU	CR10EIX	6482	W14MPRU10	BPMR4A-10	6328
S31A	BUR9EQ	5777	T22M-U	BM7F	6421	U31ETR	CR10EK	2360	W14MPU10	BPMR4A-10	6328
SC20HR11	ILKAR7B11	4912	TJ14R-P15	PTR4B-15	5146	U31FE-ZU-9	CR9EHIX-9	6216	W14MR-U	BMR4A	5728
SF10	BUHXW-1	5526	TJ16R15	TR55IX	7164	VK16	BKR5EIX-11	5464	W14M-U	BM4A	5628
SF24	BU8H	6431	TR20	B6HS	7534	VK16PRZ-11	IZFR5K11	3657	W14MU10	BM4A	5628
SF50	BUHW	2622	TR22	BR7HS	4122	VK20	BKR6EIX-11	3764	W14M-US	BM4A	5628
SF51	BUHW-2	5626	TR22-10	BR7HS-10	1098	VK20	IZFR6H11	4294	W14PR-U	XR4	5858
SK16HR11	ILFR5T11	96779	TR24	BR8HS	4322	VK20PRZ-11	IZFR6K11	6994	W14PR-U15	XR45	4536
SK16HR11	PLFR5A-11	6240	TR24-10	BR8HS-10	1134	VK20T	BKR6EIX	6418	W14P-U	XR4	5858
SK16PR-11	IFR5G-11K	3107	U14FSR-UB	CR4HSB	4695	VK20Y	BKR6EIX	6418	W14-U	B-4	3210
SK16PR-A11	IFR5E11	7994	U14FS-UB	CR4HSB	4695	VK22	BKR7EIX	2667	W14-U10	B-4	3210
SK16PR-E11	BKR5EIX-11	5464	U16FER-9	CR5EH-9	6689	VK22PR-Z11	IFR7L11	5114	W14US	B-4	3210
SK16PR-F8	IFR5T-8N	3508	U16FS-L	CR5HSA	7840	VK24PP-Z11	IFR8H11	5068	W16EKR-S11	BUR5EB-11	6735
SK16PR-L11	IFR5G-11K	3107	U16FSR-L	CR5HSA	7840	VK24PR-Z11	IFR8H11	5068	W16EP	BP5ES	7832
SK16R11	IFR5T11	4996	U16FSR-U	CR5HSA	7840	VK27PR-Z11	IFR9H11	6588	W16EP11	BP5ES-11	7732
SK16R-P11	IFR5T11	4996	U16FSRUB	CR5HSB	6535	VKH16	LF5AIX-11	4469	W16EPR11	BPR5ES-11	7634
SK16R-P8	IFR5T-8N	3508	U16FS-U	CR5HSA	7840	VKH20	LF6AIX-11	6619	W16EPR-S11	BPR5ES-11	7634
SK20HPR-L11	ILFR6J-11K	4458	U16FS-UB	CR5HSB	6535	VKH20	ILZFR6D11	1208	W16EPR-U	BPR5ES	7734
SK20HR11	ILFR6T11	4904	U17F	CR5HSA	7840	VKH22	LF7AIX	2309	W16EPR-U10	BPR5ES-11	7634
SK20PR-A11	IFR6E11	6741	U20EPR9	CPR6EA-9	6899	VKJ20RZ-M11	IZFR6F11	4095	W16EPR-U10	GR5	2851
SK20PR-A8	IFR6E11	6741	U20ESR-N	CR6E	6965	VNH27Z	IMR9B-9H	4888	W16EPR-U11	BPR5ES-11	7634
SK20PR-L11	IFR6V-10G	92085	U20FS	C6HSA	3228	VQ16	BCPR5EIX-11	3306	W16EP-U	BP5ES	7832
SK20R11	IFR6T11	4589	U20FS-L	CR6HSA	2983	VQ20	BCPR6EIX-11	4919	W16EP-U10	GR4IX	7149
SK20R-P11	IFR6T11	4589	U20FSR-L	CR6HSA	2983	VUH24D	IMR8C-9H	3653	W16EPU11	BPR5EY-11	6937
SK22PR-M11	IFR7G-11KS	7746	U20FSR-U	CR6HSA	2983	VUH24Z	IMR8C-9H	3653	W16EP-ZU	BPR5EIX	6597
SK22PR-M11S	IFR7G-11KS	7746	U20FS-U	C6HSA	3228	VUH27D	IMR9C-9H	6777	W16ES	B5ES	6410
SKJ16CR-A8	PZFR5F	3741	U20FSZU	CR7HIX	7544	VUH27E	IMR9C-9HES	5766	W16ES-L	BR5ES	5866
SKJ16CR-L11	PZFR5F-11	4363	U20M-U	CM-6	5812	VUH27Z	IMR9A-9H	6966	W16ESL-11	BR5ES	5866
SKJ16DR-M11	IZFR5K11	3657	U22ESN	C7E	5096	VW20T	BPR6EIX	6637	W16ESR-L	BR5ES	5866
SKJ20CR-A8	IZFR6F11	4095	U22ES-N	C7E	5096	VX22BC	IJR7A9	7901	W16ESR-U	BR5ES	5866
SKJ20DR-M11	IZFR6K11	6994	U22ESR-N	CR7E	4578	VX22BZ	IJR7A9	7901	W16ES-U	B5ES	6410
SKJ20DR-M11	IZFR6K-11S	5266	U22ETR	CR7EK	7546	VXU22	DCPR7EIX	6046	W16ETR-S	BPR5EUK	5685
SKJ20DR-M13	IZFR6K11	6994	U22FER9	CR7EH-9	3486	W14	B-4	3210	W16EX	BPR5EY	1233
SVK20RZ11	BKR6EIX-11	3764	U22FS	C7HSA	4629	W14E	B4ES	4129	W16EXR-U	BPR5EY	1233
SVK20RZ8	BKR6EIX	6418	U22FS-L	CR7HSA	4549	W14EKR-S11	BUR4EB-11	5370	W16EXR-U	BPR5ES	7734
SVK20RZ8	BKR6EP-8	2215	U22FSR-L	CR7HSA	4549	W14EP	BP4ES	6928	W16EXR-U11	BPR5EY-11	6937
SXU22H-CR-11S	ILZKR7B-11S	5787	U22FSR-U	CR7HSA	4549	W14EPR	BPR4ES	7222	W16EXR-ZU	BPR5EIX	6597
SXU22HDR8	ILKR7B8	1989	U22FS-U	C7HSA	4629	W14EPR11	BPR4ES-11	4224	W16EX-U	BP5EA-L	7834
T14PR-U	UR4	6630	U22FS-ZU	CR7HIX	7544	W14EPR-U	BPR4ES	7222	W16EX-U	BP5EY	7327
T14PR-U15	UR45	6945	U24ESN	C8E	7471	W14EP-U	BP4ES	6928	W16EX-U	BPR5ES	7734
T16EPR-U	TR4IX	7300	U24ESR-N	CR8E	1275	W14EXR-U	BPR4EY	3432	W16EX-U11	BP5EA-L	7834
T16EPR-U15	TR55	3951	U24ESR-NB	CR8EB	7784	W14EXR-U11	BPR4EY	3432	W16EX-U11	BPR5ES	7734
T16NR-U11	TR5	2238	U24ESR-NZU	CR8EIX	4218	W14EXR-U13	BPR4ES	7222	W16EX-U13	BP5ES-11	7732
T16PR-U	UR4	6630	U24ETR	CR8EK	3478	W14EXR-ZU	GR4GP	2763	W16EX-ZU	BPR5EIX	6597
T16PR-U11	UR4	6630	U24FE9	C8EH-9	7473	W14EX-U	BPR4EY	3432	W16FP	BP5HS	4111
T16PR-U15	UR45	6945	U24FER9	CR8EH-9	5666	W14EX-U11	BPR4EY	3432	W16FPP	BPR5HS	6222
T16PR-U20	UR45	6945	U24FER-U9	CR8EHIX-9	3797	W14EX-U13	BPR4ES	7222	W16FPP-U	BPR5HS	6222
T16P-U	UR4	6630	U24FS	C8HSA	6821	W14EXZU	GR4GP	2763	W16FP-U	BP5HS	4111
T16R-U	YR5	7052	U24FS-L	CR8HSA	2086	W14F	B-4H	4110	W16FPUL	BP5HS	4111
T16R-U15	YR5IX	7516	U24FSR-U	CR8HSA	2086	W14FP	BPR4HS	7823	W16FS	B5HS	4210
T20EPR-U	BPR6EFS	3623	U24FSR-ZU	CR8HIX	7669	W14FP-L	BP4HS	3611	W16FSR	BR5HS	3722
T20EPR-U	TR4IX	7300	U24FS-U	C8HSA	6821	W14FPR	BP4HS	3611	W16FS-U	B5HS	4210
T20EPR-U15	TR55	3951	U24FS-ZU	CR8HIX	7669	W14FPR-L	BPR4HS	7823	W16LS	B-6L	3212
T20EP-U	TR4IX	7300	U27ESN	C9E	7499	W14FPR-U	BPR4HS	7823	W16PPR-U	BR5HS	3722
T20ERR-U	TR6IX	3689	U27ES-NZU	CR9EIX	3521	W14FPR-UL	BPR4HS	7823	W16P-U	B5HS	4210
T20EX-U	BPR6EFS	3623	U27ES-N-ZU	CR9EIX	3521	W14FPR-UL10	BPR4HS-10	5024	W17ES	BR6ES	4922
T20MP-U	BPM6F	5950	U27ESRN	CR9E	6263	W14FP-U	BP4HS	3611	W20EKR-S11	BUR6EB-11	7037
T20M-U	BM6F	6221	U27ESR-NB	CR9EB	6955	W14FP-UL	BP4HS	3611	W20EK-S11	BUR6EB-11	7037
T20NR-U11	TR6	4177	U27ESR-NZU	CR9EIX	3521	W14FPUL10	BPR4HS-10	5024	W20EP	BP6ES	7333
			U27ETR	CR9EK	4548	W14FR-U	BR4HS	3322	W20EP11	BP6ES-11	7334

NOTE: Cross references are provided as a GUIDE ONLY. Due to differences in design / materials, products produced by various mfrs may have different specifications. Please refer to specific application guide for proper usage.



DENSO to NGK

Competitor Part No.	NGK Part No.	NGK Stock No.	Competitor Part No.	NGK Part No.	NGK Stock No.	Competitor Part No.	NGK Part No.	NGK Stock No.	Competitor Part No.	NGK Part No.	NGK Stock No.
DENSO											
W20EPB	BP6ET	1263	W20SR-U	BR6S	3522	W24EP-U	R5672A-8	7173	W29ES-ZU	BR10EIX	6801
W20EPBR-S	BUR6ET	7517	W20S-U	B6S	3510	W24ES	B8ES	2411	W31AZ	R6254E-105	3949
W20EP-GU	BPR6EIX	6637	W21ES-L11	BR6EB-L-11	6931	W24ES-GU	BR8EIX	5044	W31EMRC	BR10ECM	4234
W20EPR	BPR6EIX	7131	W21ESR-L11	BR6EB-L-11	6931	W24ESR	BR8ES	5422	W31EMR-ZU	BR10ECMIX	3006
W20EPR11	BPR6ES-11	7133	W22EA	BR7ET	5877	W24ESR-U	BR8ES	5422	W31EN	B10EG	3630
W20EPR-S11	BUR6EA-11	4690	W22EB	BR7ET	5877	W24ESR-V	BR8EG	3130	W31EPT	B10EGP	5224
W20EPR-U	BPR6ES	7131	W22EBR	BR7ET	5877	W24ESR-ZU	BR8EIX	5044	W31ES	B10ES	7928
W20EPR-U10	BPR6ES-11	7133	W22EKR-S11	BUR7EB-11	6832	W24ES-U	B8ES	2411	W31ES-GU	B10EGV	5927
W20EPR-U11	BPR6ES-11	7133	W22EK-S11	BUR7EB-11	6832	W24ES-U	R5671A-8	4554	W31ESR-U	BR10ES	4832
W20EPR-ZU	BPR6EIX	6637	W22EP	BP7ES	1034	W24ES-U11	B8ES	2411	W31ESR-ZU	BR10EIX	6801
W20EPR-ZU11	BPR6EIX-11	3903	W22EP11	BPR7ES-11	7226	W24ES-V	BR8EIX	5044	W31ES-U	B10ES	7928
W20EP-S11	BUR6EA-11	4690	W22EPB	BR7ET	5877	W24ES-ZU	BR8EIX	5044	W31ES-ZU	B10EGV	5927
W20EP-U	BP6ES	7333	W22EP-GU	BPR7EIX	4055	W24FP	BP8HS	2630	W31FS	B10HS	2399
W20EP-U10	BP6ES-11	7334	W22EPR	BPR7ES	5534	W24FPL	BP8HS	2630	W31FS-U	B10HS	2399
W20EP-U11	BP6ES-11	7334	W22EPR11	BPR7ES-11	7226	W24FPR	BPR8HS	3725	W31FS-ZU	BR10HIX	6692
W20EP-ZU	BPR6EIX	6637	W22EPR-S11	BUR7EA-11	7031	W24FPRL	BPR8HS	3725	W32EPT	BR10EIX	6801
W20ES	B6ES	7432	W22EPR-U	BPR7ES	5534	W24FPR-U10	BPR8HS	3725	W34EN	BR10EIX	6801
W20ES-L	B6ES	7432	W22EPR-U11	BPR7ES-11	7226	W24FP-U	BP8HS	2630	W34EPT	BR10EIX	6801
W20ES-L11	B6ES-11	7910	W22EPR-ZU	BPR7EIX	4055	W24FR-L	BR8HSA	5539	W34E-ZU	BR10EIX	6801
W20ESR	BR6ES	4922	W22EPR-ZU11	BKR7EIX-11	6988	W24FS	B8HS	5510	W9	B-2	3110
W20ESR-L	BR6ES	4922	W22EP-S11	BUR7EA-11	7031	W24FS-GU	BR8HIX	7001	W9EP	BPR2ES	2264
W20ESR-L11	BR6ES-11	3824	W22EP-U	BP7ES	1034	W24FSR	BR8HS	4322	W9EXR-U	BPR2ES	2264
W20ESR-U	BR6ES	4922	W22EP-U11	BPR7ES-11	7226	W24FS-U	B8HS	5510	W9FP	C2H	2211
W20ES-U	B6ES	7432	W22EP-ZU	BPR7EIX	4055	W24FSU10	B8HS-10	5126	W9LMR-US	BR2-LM	5798
W20ES-U11	B6ES-11	7910	W22ES	B7ES	1111	W24FS-ZU	BR8HIX	7001	W9LM-US	B2-LM	1147
W20ES-U11	B6ES	7432	W22ES-GU	BR7EIX	6664	W24MPR-U	BPMR8Y	2218	W9PR-U	BPMR4A SOLID	5113
W20ETR-L	BPR6EKN	6757	W22ES-L	BR7ES	5122	W24S	B8S	3810	W9PR-U15	B-2	3110
W20ETR-L8	BPR6EKN	6757	W22ES-L11	BUR7EB-11	6832	W24S-U	B8S	3810	W9P-U	BPM4A	5928
W20EXR-U	BPR6EY	6427	W22ES-L-11	B7ES-11	2311	W25EA	BR8ET	6612	W9-U	B-2	3110
W20EXR-U11	BPR6EY-11	6261	W22ESR	BR7ES	5122	W25EB	BR8ET	6612	WA20M	BM6F	6221
W20EXR-U13	BPR6ES-11	7133	W22ESR-L	BR7ES	5122	W25EBR	BR8ET	6612	WA20M-U	BM6F	6221
W20EXR-ZU	BPR6EIX	6637	W22ESR-L11	BR7ES	5122	W25EDR	BR8EQ-14	2329	WA22M	BM7F	6421
W20EX-U	BP6ES	7333	W22ESR-U	BR7ES	5122	W25EDR14	BR8EQ-14	2329	WA22M-U	BM7F	6421
W20EX-U	BPR6ES	7131	W22ES-U	B7ES	1111	W25EN	B8EG	3430	X16EPR-U9	DPR5EA-9	2887
W20EX-U11	BP6ES-11	7334	W22ES-U	R5671A-7	4091	W25FN	BR8HIX	7001	X16EP-U9	DPR5EA-9	2887
W20EX-U11	BPR6ES-11	7133	W22ES-U11	B7ES-11	2311	W27AZ	R6254E-9	5583	X16FSR-U	DR5HS	4623
W20EX-U13	BP6ES-11	7334	W22ES-ZU	BR7EIX	6664	W27EDR	BUR9EQ	5777	X16FS-U	DR5HS	4623
W20EX-ZU	BPR6EIX	6637	W22EXR-U	BPR7ES	5534	W27EDR14	BUR9EQ	5777	X20EPR-U9	DPR6EA-9	5531
W20FP	BP6HS	7331	W22EX-U	BP7ES	1034	W27EMRC	BR9ECM	3252	X20EP-U9	DP6EA-9	1068
W20FP-L	BPR6HSA	4632	W22FP	BP7HS	5111	W27EMR-ZU	BR9ECMIX	2707	X20ESRU	D6EA	7512
W20FPRL	BPR6HS	7022	W22FPR	BPR7HS	6422	W27EN	B9EG	3530	X20ES-U	D6EA	7512
W20FPR-L	BPR6HSA	4632	W22FPR-U	BPR7HS	6422	W27EPT	BR9EIX	3981	X20FSR-U	DR6HS	4823
W20FPR-U	BPR6HS	7022	W22FPR-ZU	BPR7HIX	5944	W27ES	B9ES	2611	X20FS-U	D6HA	6512
W20FPR-U10	BPR6HS-10	2633	W22FP-U	BP7HS	5111	W27ES-C	BR9ECS	4677	X22EPR-GL	PJR7A	2842
W20FPR-UL10	BPR6HS-10	2633	W22FP-U10	BP7HS-10	7829	W27ES-GU	BR9EIX	3981	X22EPR-U9	DPR7EA-9	5129
W20FPR-ZU	BPR6HIX	4085	W22FP-US	BP7HS	5111	W27ESR	BR9ES	5722	X22EPR-ZU9	DPR7EIX-9	7803
W20FP-U	BP6HS	7331	W22FS	B7HS	5110	W27ESR-U	BR9ES	5722	X22EP-U9	DP7EA-9	5629
W20FPU10	BPM6A-10	6026	W22FS-GU	BR7HIX	7067	W27ESR-V	BR9EG	3230	X22EP-U9	DP7EA-9	5629
W20FRL	BR6HSA	4296	W22FSR	BR7HS	4122	W27ESR-ZU	BR9EIX	3981	X22EP-ZU9	DPR7EIX-9	7803
W20FS	B6HS	7534	W22FSR-U	BR7HS	4122	W27ES-U	B9ES	2611	X22ESR-U	DR7ES	3123
W20FS-GU	BR6HIX	3419	W22FS-U	B7HS	5110	W27ES-U	R5671A-9	5238	X22ES-U	D7EA	7912
W20FSR	BR6HS	3922	W22FS-ZU	BR7HIX	7067	W27ES-V	B9EG	3530	X22ES-ZU	DR7EIX	5686
W20FSRU	BR6HS	3922	W22M	BM7A	6521	W27ES-ZU	BR9EIX	3981	X22GPR-U	DPR8Z	4730
W20FS-U	B6HS	7534	W22MPR-U	BPMR7A	4626	W27FN	BR9HIX	5687	X24EPR-U9	DPR8EA-9	4929
W20FS-ZU	BR6HIX	3419	W22MP-U	BPMTA	7321	W27FS	B9HS	5810	X24EPR-ZU9	DPR8EIX-9	2202
W20M	BM6A	5921	W22MPUS	BPM7A	7321	W27FS-GU	BR9HIX	5687	X24EP-U	DP8EA-9	5829
W20MPRU	BPMR6A	6726	W22M-U	BM7A	6521	W27FSR	BR9HS	4522	X24EP-U9	DP8EA-9	5829
W20MPRU10	BPMR6A-10	1029	W22M-US	BM7A	6521	W27FSRU10	BR9HS-10	4551	X24EP-ZU9	DPR8EIX-9	2202
W20MPU	BPMR6A	6726	W22S	B7S	3710	W27FS-U	B9HS	5810	X24ES-GU	DR8EIX	6681
W20MPU10	BPM6A-10	6026	W22S-U	B7S	3710	W27FS-U10	B9HS-10	3626	X24ESR-U	DR8ES-L	2923
W20MR-U	BMR6A	7421	W24EMRC	BR8ECM	3035	W27FS-ZU	BR9HIX	5687	X24ESR-ZU	DR8EIX	6681
W20M-U	BMR6A	7421	W24EP	BP8ES	2912	W27S-U	R5670-9	3913	X24ESR-ZU9	DR8EIX	6681
W20M-US	BM6A	5921	W24EPR	BPR8ES	3923	W29AZ	R6254E-9	5583	X24ES-U	D8EA	2120
W20PR-U	BR6S	3522	W24EPR-U	BPR8ES	3923	W29ES-GU	BR10EIX	6801	X24ES-ZU	DR8EIX	6681
W20PR-U	R5670-6	2746	W24EPR-ZU	BPR8ES	3923	W29ESR-U	BR10EG	3830	X24ES-ZU9	DR8EIX	6681
W20S	B6S	3510	W24EP-U	BP8ES	2912	W29ES-V	B10EG	3630	X24FSR-U	DR8HS	5123

NOTE: Cross references are provided as a GUIDE ONLY. Due to differences in design / materials, products produced by various mfrs may have different specifications. Please refer to specific application guide for proper usage.

Spark Plug Cross Reference

DENSO to NGK / E3 to NGK / Gator/Oregon to NGK / Harley-Davidson to NGK / Jenn Feng to NGK / John Deere to NGK / Kohler to NGK / Kubota to NGK

Competitor Part No.	NGK Part No.	NGK Stock No.	Competitor Part No.	NGK Part No.	NGK Stock No.	Competitor Part No.	NGK Part No.	NGK Stock No.	Competitor Part No.	NGK Part No.	NGK Stock No.
DENSO			E3			Gator/Oregon			John Deere		
X24FS-U	D8HA	7112	E3.22	BPR6EY	6427	0H33750169	BP6ES	7333	M71939	BPMR6A	7421
X24FS-ZU	D8HA	7112	E3.22	BPR6EY	6427	0H8096	CR5HSB	6535	M77742	BPMR6A	6726
X24GPR-U	DPR8Z	4730	E3.22	BP6ES	7333	0H8097	CR7HSA	4549	M802138	BPR5ES	7734
X27EPR-U9	DPR9EA-9	5329	E3.22	BP6EY	7727	0J00620108	BPR7ES	5534	M805853	BPR4ES	7222
X27EPR-ZU9	DPR9EIX-9	5545	E3.31	B7ES	1111	0K20920111	BPR7HS	6422	MIU12783	BKR6EGP	7092
X27EP-U9	DP9EA-9	6629	E3.31	B9ES	2611	Harley-Davidson			MIU13325	BKR5E	7938
X27EP-ZU9	DPR9EIX-9	5545	E3.31	B8ES	2411	31600012	CR9E	6263	MIU13363	CR7EKB	4455
X27ESR-U	DR9EA	3437	E3.32	B8HS	5510	31600085	CR9EIX	3521	TY26704	ZGR5A	5077
X27ESR-ZU	DR9EIX	4772	E3.32	B7HS	5110	31600105	DCPR8EIX	6546	TY26705	BPMR7A	4626
X27ESR-ZU9	DR9EIX	4772	E3.32	BR8HSA	5539	31600106	DCPR7EIX	6046	TY26706	CMR4H	5246
X27ES-U	D9EA	2420	E3.34	BPR4ES	7222	32186-10	DCPR8EIX	6546	TY26707	CMR6H	3365
X27ES-ZU	DR9EIX	4772	E3.34	BP4ES	6928	32189-10	BPR5EIX-11	2115	TY26708	BPM8Y SOLID	5574
X27ES-ZU9	DR9EIX	4772	E3.34	BPR5ES	7734	32192-10	DCPR7EIX	6046	TY26709	BKR5E	7938
X27ET	J9A	2170	E3.36	DCPR7E	3932	32320-91	DCPR7EIX	6046	TY26710	BR7HS	4122
X27ETR	JR9B	3188	E3.36	DCPR8E	4339	32321-91	DCPR8EIX	6546	TY26711	CR5HSB	6535
X27GPR-U	DPR9Z	4830	E3.38	C7E	5096	32322-91	BPR6HIX	4085	TY26712	CMR6A	1223
X29ES-ZU	DR9EIX	4772	E3.40	UR5	2771	32323-91	BPR5EIX-11	2115	TY26713	CMR4H	5246
X31ESRU	JR10B	1299	E3.42	UR4	6630	32326-91	BPR5EIX-11	2115	TY26714	CMR7H	3066
X31ES-U	JR10B	1299	E3.44	TR5	2238	32327-91	BPR6EIX-11	3903	TY26715	BR2-LM	5798
X31ES-ZU	JR10B	1299	E3.46	GR5	2851	EVS13P	BPR6EIX-11	3903	TY26716	BR8ES	5422
X31ETR	JR10B	1299	E3.48	BKR6E	6962	EVS13S	BPR5EIX-11	2115	TY26717	BR9ES	5722
XU20EPR-U	DCPR6E	3481	E3.52	XR5	3332	EX12P	DCPR8EIX	6546	TY26718	BR9ES	3194
XU20EPRZU	DCPR6E	3481	E3.53	TR6	4177	EX12S	DCPR7EIX	6046	TY26720	BPR9ES	7788
XU20EP-U	DCPR6E	3481	E3.54	TR55	3951	HD10R12	DCPR8E	4339	TY26721	DPR8EA-9	4929
XU22EPP	DCPR7EIX	6046	E3.56	BCPR6E	3735	HD10R12	DCPR8EIX	6546	TY26722	DPR7EA-9	5129
XU22EPR-P	DCPR7EIX	6046	E3.58	FR5-1	7252	HD10R12A	DCPR8E	4339	TY26723	CR9E	6263
XU22EPR-U	DCPR7E	3932	E3.60	TR5-1	7060	HD10R12A	DCPR8EIX	6546	TY26724	D8EA	2120
XU22EPR-ZU	DCPR7EIX	6046	E3.62	TR55	3951	HD2	B-6L	3212	TY6122	BPR4HS	7823
XU22EP-U	DCPR7E	3932	E3.64	BKR5E-11	6953	HD3	B-6L	3212	TY6123	BM6A	5921
XU22EP-ZU	DCPR7EIX	6046	E3.66	LZTR4A-11	5306	HD3-4	R5670-7	2891	TY6126	BR4HS	3322
XU22HDR9	LKR7B-9	5847	E3.68	LFRA6A-11	3672	HD4	B-6L	3212	Kohler		
XU24EPR-P	DCPR8EIX	6546	E3.74	LZTR5A-13	4306	HD4A	B-6L	3212	1213202	BKR5E	7938
XU24EPR-U	DCPR8E	4339	FF-12	BMR6A	4002	HD4R	B-6L	3212	2013202	BKR6E	6962
XU24EPR-ZU	DCPR8EIX	6546	Gator/Oregon			HD4R5	BPR6HS	7022	6213204	BKR6E	6962
XU24EP-U	DCPR8E	4339	77-300	BPM7A	7321	HD4R5G	BPR6HS	7022	1213202S	BKR5E	7938
XU24EP-ZU	DCPR8EIX	6546	77-301	B4-LM	3410	HD5	BR6S	3522	1413203S	BKR6E	6962
XU27EPR-U	DCPR9E	2641	77-302	BM6A	5921	HD5-A6	BPR5ES-11	7634	1413206S	DR7EB	5469
XU27EPR-ZU	DCPR9EIX	2316	77-303	BCPR5ES	6130	HD5A6A	BPR5ES-11	7634	1413211S	DCPR6E	3481
Y24FER-C	ER8EHIX	8201	77-304	BM6F	6221	HD5R6	BPR5ES-11	7634	1413212S	DCPR7E	3932
Y27FER	ER9EH	5869	77-305	BR2-LM	5798	HD5R6A	BPR5ES-11	7634	2013202S	BKR6E	6962
Y27FERC	ER9EH	5869	77-306	BMR6A	7421	HD6	B7ES	1111	220040S	BR2-LM	5798
Z20ES-U	D6EA	7512	77-307	BPMR7A	4626	HD6R12	DCPR7E	3932	232604S	BR2-LM	5798
ZTJ16R10	TR5I	7397	77-308	BM7A	6521	HD6R12	DCPR7EIX	6046	235040S	B-6L	3212
ZXU20HCR8	SILZKR6B10E	93815	77-309	BPM6A	7021	HD6RL	BP7ES	1034	235041S	B-6L	3212
ZXU22HCR8	ILZKBR7B8DG	95770	77-310	BP5ES	7832	HD7	B8ES	2411	2513208S	PFR7B	4853
E3			77-311	BPM7A	7321	HD7-8	BR9ES	5722	2513210S	B-6L	3212
E3.10	B2-LM	1147	77-312	BPR6ES	7131	HD8	B10EG	3630	2513212S	BKR5E	7938
E3.10	BR2-LM	5798	77-313	B4-LM	3410	SH13S	BPR5EIX-11	2115	2513214S	BKR5E	7938
E3.10	B2LMY BL1	4146	77-314	BPR5ES	7734	X12P	DCPR7E	3932	2513225S	DCPR7E	3932
E3.12	BMR7A	4226	77-315	BP6ES	7333	XL10S	BPR6HIX	4085	270321S	BR2-LM	5798
E3.12	BM7A	6521	77-316	BM7F	6421	Jenn Feng			270869S	BR2-LM	5798
E3.12	BM6A	5921	77-317	B6S	3510	9111-310002	BPMR6F	1270	271082S	BR2-LM	5798
E3.12	BMR6A	7421	77-318	BPM6F	5950	9295-310502	CMR7H	3066	285215S	BR2-LM	5798
E3.14	BMR4A	5728	77-319	BPMR4A SOLID	5113	9295-320001	BM6F	6221	4113202S	BMR6A	7421
E3.14	BM4A	5628	77-320	BP4HS	3611	9295-331501	BPMR7A	4626	4113206S	BR2-LM	5798
E3.14	BM4Y BL1	4739	77-321	B6HS	7534	John Deere			5213202S	UR4	6630
E3.16	BM6F	6221	77-323	B8ES	2411	805853	BPR4ES	7222	6213204S	BKR6E	6962
E3.16	BM6F	6221	77-324	BPMR4A SOLID	5113	AM101194	B4-LM	3410	6613201S	BPR5ES	7734
E3.18	BR6ES	4922	77-355-1	CMR4H	5246	AM101194	BMR4A	5728	6613201S	BKR5E	7938
E3.18	B6ES	7432	77-400	BPM7A	7321	AM132420	TR5	2238	Kubota		
E3.20	BKR5ES	2460	77-404	BM6A	5921	AM54450	BM6A SOLID	6021	12691-67710	BKR4E-11	5424
E3.20	BKR5E	7938	Generac			B1DR8EA	DR8EA	7162	12691-67710	BCP4ES-11	1086
E3.20	BKR5E	7938	0E7585	BKR5E	7938	ET12355	BP4HS	3611	E9151-67710	BKR4E	4421
E3.20	CS6 S100	1716	0E7585A	BKR5E	7938	M138938	BPR2ES	2264	Motorcraft		
E3.22	BPR6ES	7131	0E9368	BPR6HS	7022	M143030	BMR4A	5728	1Y00	BPR5ES	7734
E3.22	BPR6ES	7131	0G84420101	BPR7ES	5534	M152222	DCPR8E	4339	1Y01	BPR6ES	7131

NOTE: Cross references are provided as a GUIDE ONLY. Due to differences in design / materials, products produced by various mfrs may have different specifications. Please refer to specific application guide for proper usage.



Spark Plug Cross Reference

Motorcraft to NGK

Competitor Part No.	NGK Part No.	NGK Stock No.	Competitor Part No.	NGK Part No.	NGK Stock No.	Competitor Part No.	NGK Part No.	NGK Stock No.	Competitor Part No.	NGK Part No.	NGK Stock No.
Motorcraft											
1Y03	BPR5E-11	7634	AE2X	B7HS	5110	AG32CU	BP6ES	7333	AGPR22PPJ	PFR6B-11	4014
1Y06	BKR5E	7938	AE3	B6HS	7534	AG34CU	BP6EY	7727	AGPR32C	BCPR6ES	2330
1Y07	BKR6E	6962	AE32	BP6HS	7331	AG34CU11	BPR6EY	6427	AGPR32C	FR5	7373
1Y09	BKR5E-11	6953	AE32C	BP6HS	7331	AG3C	B6ES	7432	AGPR32CD1	BKR6ES-11	5553
1Y0A	BKR6E-11	2756	AE3C	B6HS	7534	AG3X	B6ES	7432	AGPR32PD	BKR5EKUP	2890
1Y0B	BKR7E-11	5791	AE3X	B6HS	7534	AG4	B5ES	6410	AGPS12C	BCPR7ES	6282
1Y0F	DCPR7E	3932	AE4	B5HS	4210	AG403	B10EGV	5927	AGPS12P1	BKR7EIX-11	6988
1Y0G	ZFR5F-11	2262	AE42	BP5HS	4111	AG403C	B10EGV	5927	AGPS22C	BKR6ES	6364
1Y0H	ZFR6F-11	4291	AE42C	BP5HS	4111	AG42	BP5ES	7832	AGPS22C1	BKR6ES-11	5553
A1	B8S	3810	AE4X	B5HS	4210	AG42C	BP5ES	7832	AGPS22P	BKR6EIX-11	3764
A11	B-2	3110	AE52	BP5HS	4111	AG42CU	BP5ES	7832	AGPS22P1	BKR6EIX-11	3764
A11LM	B2-LM	1147	AE6	B5HS	4210	AG44	ZGR5C	6334	AGPS22PP1	PFR6B-11	4014
A11NX	BM4A	5628	AE62	BP5HS	4111	AG44C	BP5EA-L	7834	AGPS32C	BKR6ES	6364
A11U	B-2	3110	AE7	B-4H	4110	AG44CU	BP5EA-L	7834	AGPS32C1	BKR6ES-11	5553
A11X	B-2	3110	AE8	B-4H	4110	AG5	B5ES	6410	AGPS44F	PZFR5D-11	7968
A12	R5670-7	2891	AE901	B9HS	5810	AG501	B10ES	7928	AGPS44F11	PZFR5D-11	7968
A1C	B8S	3810	AE901X	B9HS-10	3626	AG501X	B10EGV	5927	AGPS44F11J	PZFR5D-11	7968
A1CU	B8S	3810	AE91	B9HS	5810	AG52	BP5ES	7832	AGR12C	BPR7ES	5534
A1X	B8S	3810	AER2X	BR7HS	4122	AG52C	BP4ES	6928	AGR16C	BR8ET	6612
A2	B7S	3710	AER32	BPR6HS	7022	AG54	ZGR5C	6334	AGR1X	BR8ES	5422
A21X	B8S	3810	AER4	BR5HS	3722	AG54CU	BPR4EY	3432	AGR21	BR6ES	4922
A22	R5670-6	2746	AER4X	BR5HS	3722	AG5C	B4ES	4129	AGR22	BPR6ES	7131
A22C	R5670-6	2746	AES4C	B5HS	4210	AG5CU	B5ES	6410	AGR22	GR5	2851
A22CU	R5670-6	2746	AF1	R5673-8	3249	AG603	BR9EIX	3981	AGR22C	BPR6ES	7131
A22NX	BPM7A	7321	AF12	R5674-7	5034	AG603C	BR9EIX	3981	AGR22C	GR5	2851
A2C	B7S	3710	AF22	R5674-6	4449	AG7	B4ES	4129	AGR22CU	BPR6ES	7131
A2NX	BM7A	6521	AF2C	R5673-7	2817	AG701	B9ES	2611	AGR2C	BR7ES	5122
A2X	B7S	3710	AF3	BR6FS	4323	AG701	R5671A-9	5238	AGR2X	BR7ES	5122
A3	B6S	3510	AF32	R5674-6	4449	AG701C	B9ES	2611	AGR31	BR6ES	4922
A32	R5670-6	2746	AF3C	R5673-6	2405	AG701C	R5671A-9	5238	AGR32	BPR6ES	7131
A3C	B6S	3510	AF3NX	BM7F	6421	AG701CU	B9ES	2611	AGR32	GR5	2851
A3CU	B6S	3510	AF42	UR51X	7177	AG701X	BR9EIX	3981	AGR32C	BPR6ES	7131
A3NX	BM6A	5921	AF42C	UR4	6630	AG82	BP4ES	6928	AGR32C	GR5	2851
A3X	B6S	3510	AF42CF8	UR4	6630	AG9	B4ES	4129	AGR32CU	BPR6ES	7131
A4	B6S	3510	AF4C	YR5	7052	AG901	B9ES	2611	AGR34CU	BPR6EY	6427
A42	R5670-5	2298	AF501	R5673-10	4050	AG901	R5671A-9	5238	AGR3X	BR6ES	4922
A42C	R5670-5	2298	AF52	UR41X	7401	AG901C	B9ES	2611	AGR41	BR5ES	5866
A42CU	R5670-5	2298	AF52C	UR4	6630	AG901C	R5671A-9	5238	AGR42	BPR5ES	7734
A5	B6S	3510	AF5NX	BM6F	6221	AG901CU	B9ES	2611	AGR42	GR4	2635
A52	R5670-5	2298	AF701	R5673-9	3442	AG901X	BR8EIX	5044	AGR42C	BPR5ES	7734
A52C	R5670-5	2298	AF902	R5674-8	5657	AG902	BP8ES	2912	AGR42C	GR4	2635
A52CU	XR5IX	7355	AG1	B7ES	1111	AG903	B8EG	3430	AGR42CU	BPR5ES	7734
A5C	B6S	3510	AG1	R5671A-7	4091	AG92C	B8ES	2411	AGR44C	BPR5EY	1233
A5CU	B6S	3510	AG12	BP7ES	1034	AG9U	B4ES	4129	AGR44C-11	BPR5EY-11	7532
A5NX	BM6F	6221	AG12C	BP7ES	1034	AGF12	BP7EFS	3526	AGR44CU	BPR5EY	1233
A5X	B6S	3510	AG12CU	BP7ES	1034	AGF12C	BP7EFS	3526	AGR44CU11	BPR5EY-11	6937
A7	B-4	3210	AG1C	B8ES	2411	AGF22C	TR5	2238	AGR44CU-11	BPR5EY-11	6937
A7C	B-4	3210	AG1CX	B7ES	1111	AGF32C	TR5	2238	AGR51	BR5ES	5866
A7CLM	B4-LM	3410	AG1CX	R5671A-7	4091	AGF32CU	BPR6EFS	3623	AGR52	BPR5ES	7734
A7CX	B-4	3210	AG1X	B8ES	2411	AGFS22C1	BPR6EFS	3623	AGR52	GR4	2635
A7LM	B4-LM	3410	AG2	B7ES	1111	AGFS22IPJ	ITR6F13	4477	AGR54CU	BPR4EY	3432
A7N	BM6A	5921	AG203	BR10EIX	6801	AGFS22YPC	ITR6F13	4477	AGR701X	BR9EIX	3981
A7NU	BM6A	5921	AG22	BP6ES	7333	AGFS32C1	BPR6EFS	3623	AGR82	BPR4ES	7222
A7NX	BM6A	5921	AG224	BP6ES-11	7334	AGKO	BUE	2322	AGR901X	BR8EIX	5044
A7U	B-4	3210	AG22-4	BP6ES-11	7334	AGN42	BP5ES	7832	AGRF22	BPR6EFS	3623
A7X	B-4	3210	AG22C	BP6ES	7333	AGP12C	BCP7ES	5030	AGRF22	TR5	2238
A82	XR4	5858	AG22CU	BP6ES	7333	AGP22C	BCP6ES	4930	AGRF22-6	TR55	3951
A9	B-4	3210	AG252	BP6ES	7333	AGPR12C	BKR7E	4644	AGRF22C	BPR6EFS	3623
A901	B8S	3810	AG252C	BP6ES	7333	AGPR12P	BKR7EIX-11	6988	AGRF22C	TR5	2238
A9X	B-4	3210	AG25C	BR7ET	5877	AGPR12PP8	PFR7B	4853	AGRF22C1	BPR6EFS	3623
AE1C	B7HS	5110	AG2C	B7ES	1111	AGPR22C	BKR6E	6962	AGRF22PP1	PTR5D-10	3784
AE1X	B7HS	5110	AG2CU	B7ES	1111	AGPR22C1	BKR6ES-11	5553	AGRF32	BPR6EFS	3623
AE2	B7HS	5110	AG2X	B7ES	1111	AGPR22CD	BKR6ES	6364	AGRF32	TR5	2238
AE22	BP6HS	7331	AG3	B6ES	7432	AGPR22CD1	BKR6ES-11	5553	AGRF32-6	TR55	3951
AE22C	BP6HS	7331	AG32A	BP6ES	7333	AGPR22P	BKR6EIX-11	3764	AGRF32C1	BPR6EFS	3623
AE2C	B7HS	5110	AG32C	BP6ES	7333	AGPR22PP	PFR6B-11	4014	AGRF42	TR5	2238

NOTE: Cross references are provided as a GUIDE ONLY. Due to differences in design / materials, products produced by various mfrs may have different specifications. Please refer to specific application guide for proper usage.

Motorcraft to NGK

Competitor Part No.	NGK Part No.	NGK Stock No.	Competitor Part No.	NGK Part No.	NGK Stock No.	Competitor Part No.	NGK Part No.	NGK Stock No.	Competitor Part No.	NGK Part No.	NGK Stock No.
Motorcraft			Motorcraft			Motorcraft			Motorcraft		
AGRF52	TR5	2238	AGSF34CF4	TR55-1	2683	ARF32-6	UR55	2248	AT2	B7S	3710
AGRP52	ZFR4F-11	4043	AGSF34EE	TR5-1IX	7243	ARF32C6	BPR6FS	2623	AT3	B6S	3510
AGS081C	BR8EQ-14	2329	AGSF34FM	TR55-1GP	7159	ARF32C-6	UR55	2248	AT4	B6S	3510
AGS12C	BPR7ES	5534	AGSF34FP	TR55-1GP	7159	ARF32M	UR5	2771	AT42	XR5	3332
AGS22C	BPR6ES	7131	AGSF34N	TR55-1	2683	ARF36	BR6FS	4323	AT4A	B6S	3510
AGS2C	B7ES	1111	AGSF34PP	TR5-1IX	7243	ARF3-6	YR55	7240	AT6	B6S	3510
AGS32C	BPR5ES	7734	AGSF42C-6	TR55	3951	ARF4	YR5	7052	AT8	B-4	3210
AGS32C	GR4	2635	AGSF42C-6F6	TR55	3951	ARF41C15	YR55	7240	ATL3	B-6L	3212
AGS32C11	BPR5ES-11	7634	AGSF42FM	TR55GP	3403	ARF41CU15	YR55	7240	ATL4	B-6L	3212
AGS32C-11	BPR5ES-11	7634	AGSF44FM	TR55-1GP	7159	ARF42	UR4	6630	ATL8	B-4L	3112
AGS32CF4	GR4	2635	AGSF52C	TR4	3754	ARF42-6	UR45	6945	AV1X	B8HS	5510
AGS32CF4	GR5	2851	AGSF52CF4	TR4	3754	ARF42-8	UR45	6945	AV22C	BP6HS	7331
AGS3C	B6ES	7432	AGSP32	BKR6E-11	2756	ARF42C	UR4	6630	AV22CU	BP6HS	7331
AGS42C	BPR4ES	7222	AGSP32	FR5	7373	ARF42CU	UR4	6630	AV2C	B7HS	5110
AGS42CC	BPR4ES	7222	AGSP32C	BKR6E-11	2756	ARF4-6	YR55	7240	AV2CU	B7HS	5110
AGS44	ZGR5C	6334	AGSP32C	FR5	7373	ARF52	UR4	6630	AV2X	B7HS	5110
AGS4C	B5ES	6410	AGSP32C	BKR6EGP	7092	ARF52-6	UR45	6945	AV3C	B6HS	7534
AGS52C	BPR4ES	7222	AGSP32CF4	FR5	7373	ARF52-8	UR45	6945	AV3CU	B6HS	7534
AGS52C-6	GR45	4268	AGSP32FP	PFR5G-11	2647	ARF6	YR5	7052	AV4	B5HS	4210
AGS52C-6F4	GR45	4268	AGSP32FPM	PFR5G-11	2647	ARF62	UR4	6630	AV42	BP5HS	4111
AGSF12C	BPR6EFS	3623	AGSP32FSM	BKR5EGP	7090	ARF62-6	UR45	6945	AV52	BP5HS	4111
AGSF12FM1	TR65IX	3692	AGSP32P	BKR6EIX-11	3764	ARF8	YR5	7052	AV6	B-4H	4110
AGSF2	BPR6EFS	3623	AGSP32PP	PFR5G-11	2647	ARF8-6	YR55	7240	AV6C	B-4H	4110
AGSF22C	TR5	2238	AGSP32PR	PFR6B-11	4014	AS42C	XR5	3332	AV6CU	B-4H	4110
AGSF22CF6	TR5	2238	AGSP33C	FR5	7373	AS42C-6	XR45	4536	AV701C10	B9HS-10	3626
AGSF22F1	TR55GP	3403	AGSP33C	ZFR6F-11	4291	AS4C	XR5	3332	AV701CU10	B9HS-10	3626
AGSF22F1M	TR55GP	3403	AGSP33CF4	FR5	7373	AS52C	XR4	5858	AV82	BP4HS	3611
AGSF22FM	TR55GP	3403	AGSP52	BKR5E	7938	AS8	XR4	5858	AV901C	B9HS	5810
AGSF22FM1	ITR5H13	97287	AGSP52C	BKR5E-11	6953	AS82C-7	XR45	4536	AV901CU	B9HS	5810
AGSF22FM1	TR55GP	3403	AGSP52C	FR4	5155	ASF22C	BPR6FS	2623	AV901X4	B9HS-10	3626
AGSF22FSM	TR55GP	3403	AGSP52CF6	FR4	5155	ASF32	BPR6FS	2623	AV901X-4	B9HS-10	3626
AGSF22N	TR55	3951	AGSP54	ZFR5A-11	5084	ASF32	UR5	2771	AVKO	BUH	2422
AGSF22PP	TR5IX	7397	AL11	B-4L	3112	ASF32-6F4	UR55	2248	AVKOD	BUHW	2622
AGSF22PP	PTR5F-11	6579	AL5	B-6L	3212	ASF32C	BPR6FS	2623	AVZKO	BUHX	2522
AGSF22WM	ITR5H13	97287	AL5X	B-6L	3212	ASF32C	UR5	2771	AVZKO	BUHX	2522
AGSF22WM	TR55GP	3403	AL7	B-6L	3212	ASF32C-6	UR55	2248	AWRF32	BPR6EFS	3623
AGSF22YPC	ITR6F13	4477	AL7C	B-6L	3212	ASF32CF4	UR5	2771	AWRF32	TR5	2238
AGSF23C	TR55	3951	AL7U	B-6L	3212	ASF32CF6	UR55	2248	AWRF32-5	TR55	3951
AGSF24C	TR5-1	7060	AL7X	B-6L	3212	ASF32CM	BPR6FS	2623	AWRF42	TR5	2238
AGSF24CF4	TR5-1	7060	AL82	B-6L	3212	ASF32M	BPR6FS	2623	AWSF22C	BPR6EFS	3623
AGSF24CF4	TR55-1	2683	AL9	B-4L	3112	ASF32M	UR5	2771	AWSF22C	TR5	2238
AGSF24FM	TR55-1GP	7159	AL9X	B-4L	3112	ASF32P	UR5IX	7177	AWSF22E	TR5IX	7397
AGSF24N	TR55-1	2683	AR21X	BR6S	3522	ASF3C	UR5	2771	AWSF22F	PTR6D-13	5598
AGSF32C	TR5	2238	AR31	BR6S	3522	ASF42	UR4	6630	AWSF22FM	TR5IX	7397
AGSF32CF6	TR5	2238	AR32	XR5	3332	ASF42-6C	UR55IX	7272	AWSF22FM1	TR5IX	7397
AGSF32FEC	PTR5F-11	6579	AR41	BR6S	3522	ASF42C	UR4	6630	AWSF22FS	TR5IX	7397
AGSF32FEC	PTR5C-13	7740	AR42	XR5	3332	ASF42C	UR45	6945	AWSF24C	TR5-1	7060
AGSF32FEM	PTR5D-10	3784	AR51	BR6S	3522	ASF42C-6	UR45	6945	AWSF24CF4	TR5-1	7060
AGSF32FM	PTR5C-13	7740	AR52	XR4	5858	ASF42C-7	UR45	6945	AWSF24CF4	TR55-1	2683
AGSF32FM	TR5GP	3186	AR5S	XR4	5858	ASF42C-7F4	UR45	6945	AWSF32	BPR6EFS	3623
AGSF32FMF6	PTR5C-13	7740	AR7N	BMR6A	7421	ASF42CF8	UR4	6630	AWSF32	TR5	2238
AGSF32FSM	TR55GP	3403	AR82	XR4	5858	ASF42P	UR4IX	7401	AWSF32C	BPR6EFS	3623
AGSF32N	TR55	3951	AR82-6	XR45	4536	ASF44P	UR4IX	7401	AWSF32C	TR5	2238
AGSF32PM	PTR5C-13	7740	AR82-8	XR45	4536	ASF4C	UR4	6630	AWSF32CF4	TR5	2238
AGSF32PM	TR55GP	3403	ARF2	BR6FS	4323	ASF4C-6	UR45	6945	AWSF32E	TR5IX	7397
AGSF32W	TR5IX	7397	ARF22	BPR6FS	2623	ASF52	UR4IX	7401	AWSF32EE	TR5IX	7397
AGSF32WM	ITR6F13	4477	ARF22	UR5	2771	ASF52-6	UR45	6945	AWSF32F	TR55IX	7164
AGSF32WM	TR55GP	3403	ARF22C	BPR6FS	2623	ASF52-7	UR45	6945	AWSF32FM	TR5IX	7397
AGSF32WM1	TR55GP	3403	ARF22C	UR5	2771	ASF52-7F6	UR45	6945	AWSF32P	TR5IX	7397
AGSF32YPC	TR5AI-13	90813	ARF22CU	UR6IX	7348	ASF52-7F8	UR45	6945	AWSF32PM	TR5IX	7397
AGSF32Y-PC	ITR5H13	97287	ARF26	BR6FS	4323	ASF52C	UR4	6630	AWSF32PP	TR5IX	7397
AGSF32YR	ITR5H13	97287	ARF2-6	YR55	7240	ASF52CF6	UR4	6630	AWSF34	TR5-1	7060
AGSF32YR	ITR5H13	97287	ARF3	BR6FS	4323	ASF52CF8	UR4	6630	AWSF34C	TR5-1	7060
AGSF33C	TR4	3754	ARF32	BPR6FS	2623	ASF8	YR5	7052	AWSF34CF4	TR5-1	7060
AGSF34C	TR5-1	7060	ARF32	UR5	2771	AT1	B8S	3810	AWSF34CF4	TR55-1	2683
AGSF34CF4	TR5-1	7060	ARF326	BPR6FS	2623	AT10	B-2	3110	AWSF34PP	TR5-1IX	7243

NOTE: Cross references are provided as a GUIDE ONLY. Due to differences in design / materials, products produced by various mfrs may have different specifications. Please refer to specific application guide for proper usage.



Spark Plug Cross Reference

Motorcraft to NGK / MTD to NGK

Competitor Part No.	NGK Part No.	NGK Stock No.	Competitor Part No.	NGK Part No.	NGK Stock No.	Competitor Part No.	NGK Part No.	NGK Stock No.	Competitor Part No.	NGK Part No.	NGK Stock No.
Motorcraft			Motorcraft			Motorcraft			Motorcraft		
AWSF42	TR4	3754	BF32C	WR5	2438	HG22	D8EA	2120	SP459	TR55GP	3403
AWSF42C	TR4	3754	BF32CX	WR5	2438	HG22C	D8EA	2120	SP466	B5ES	6410
AWSF42CF4	TR4	3754	BF32X	WR5	2438	HG2C	D8EA	2120	SP468	BKR5EGP	7090
AWSF42CF6	TR4	3754	BF42	WR5	2438	HG2CU	D8EA	2120	SP469	PTR5A-13	2467
AWSF42EE	TR55IX	7164	BF42C	WR5	2438	HGR2C	DR8ES-L	2923	SP470	TR55GP	3403
AWSF42P	TR5IX	7397	BF42CF8	WR5	2438	HJFS24FP	PZNR6A11H	5507	SP471	TR65IX	3692
AWSF42PP	TR5IX	7397	BF82C	WR5	2438	HV2	D8HA	7112	SP473	B-6L	3212
AWSF44	TR5-1	7060	BF82CF6	WR5	2438	HV22	D6HA	6512	SP474	B-6L	3212
AWSF44C	TR5-1	7060	BF92	WR5	2438	HV3	D6HA	6512	SP476	XR5	3332
AWSF44CF4	TR5-1	7060	BR8	AB-6	2910	MA7CM	B-4	3210	SP477	XR4	5858
AWSF44CF4	TR55-1	2683	BRF22	WR5	2438	PE3	C6HSA	3228	SP478	PTR5A-13	2467
AWSF44CF6	TR5-1	7060	BRF22C	WR5	2438	PV2	C7HSA	4629	SP479	TR5IX	7397
AWSF44CF6	TR55-1	2683	BRF31	AR6FS	3323	PV3	C6HSA	3228	SP479	ITR5H13	97287
AWSF44EE	TR5-1IX	7243	BRF314	AR6FS	3323	SP400	TR55	3951	SP479	TR55GP	3403
AWSF44P	TR5-1IX	7243	BRF31-4	AR6FS	3323	SP402	BPR6ES	7131	SP480	B-4	3210
AWSF44PP	TR5-1IX	7243	BRF32	WR5	2438	SP405	ITR5H13	97287	SP481	WR5	2438
AWSF52C	TR4	3754	BRF3M	AR6FS	3323	SP405	TR55GP	3403	SP482	TR55-1GP	7159
AWSF52CF4	TR4	3754	BRF42	WR5	2438	SP406	BKR6E-11	2756	SP485	PFR5G-11	2647
AWSF52CF6	TR4	3754	BRF6	AR6FS	3323	SP406	FR5	7373	SP486	TR55GP	3403
AWSF54	TR5-1	7060	BRF82	WR5	2438	SP408	TR5-1	7060	SP490	ILTR6H8G	96870
AWSF54C	TR5-1	7060	BSF3	AR6FS	3323	SP408	TR55-1	2683	SP492	ITR6F13	4477
AWSF54CF6	TR5-1	7060	BSF31	AR6FS	3323	SP409	TR5-1	7060	SP493	PTR5C-13	7740
AWSF54CF6	TR55-1	2683	BSF314	AR6FS	3323	SP410	UR4	6630	SP493	TR55GP	3403
AWSFA12C	TR6	4177	BSF31-4	AR6FS	3323	SP411	LTR5GP	5019	SP494	TR6	4177
AWSFA32C	TR5	2238	BSF42C	WR5	2438	SP412	TR55-1	2683	SP497	BKR6EGP	7092
AX9	B-4	3210	BSF42CF6	WR5	2438	SP413	TR55	3951	SP498	TR55-1GP	7159
AYFS092FE1	PTR5A-13	2467	BSF42CF8	WR5	2438	SP414	AR6FS	3323	SP499	TR5	2238
AYFS22C	PTR5A-13	2467	BSF44C	WR4-1	4652	SP415	BPR6FS	2623	SP500	TR5IX	7397
AYFS22FE1J	PLTR6A-10G	3587	BSF44CF6	WR4-1	4652	SP415	UR5	2771	SP500	PTR5F-11	6579
AYFS22FM	LTR5GP	5019	BSF44P	WR4-1	4652	SP415	TR5	2238	SP500	TR55GP	3403
AYFS22FPM1	PTR5A-13	2467	BSF44PF6	WR4-1	4652	SP416	BPR4ES	7222	SP501	UR5IX	7177
AYFS22PP	PTR5A-13	2467	BSF44PM	WR4-1	4652	SP417	TR55GP	3403	SP502	UR4IX	7401
AYFS22PP1	PTR5A-13	2467	BSF6	WR5	2438	SP419	TR4	3754	SP503	UR4IX	7401
AYFS32YR	ILTR5K13	90607	BSF82C	WR5	2438	SP420	WR5	2438	SP504	TR55-1GP	7159
AYRF22P	PTR5A-13	2467	BSF82CF6	WR5	2438	SP423	BPR4ES	7222	SP505	TR5	2238
AYRF22PP	PTR5A-13	2467	BSF92	WR5	2438	SP424	BKR5E-11	6953	SP506	TR55-1	2683
AYSF32YPC	ILTR5K13	90607	BT10	AB-6	2910	SP424	FR4	5155	SP509	PZNR6A11H	5507
AYSF32YPC	LTR5BI-13	90083	BT15	AB-2	3020	SP425	UR4	6630	SP511	TR5BP12	93858
AZ2	B7S	3710	BT2	AB-8	7909	SP429	TR5-1	7060	SP518	TR5C-12	92838
AZ3	B6S	3510	BT3	AB-7	3010	SP429	TR55-1	2683	SP520	LTR6BP13	94806
AZ9	B-4	3210	BT4	AB-7	3010	SP430	WR5	2438	SP521	TR55GP	3403
AZ901	B8S	3810	BT6	AB-6	2910	SP431	WR5	2438	SP522	ILTR6F9	90656
AZFS22C	TR5	2238	BT8	AB-6	2910	SP432	TR55IX	7164	SP523	TR55GP	3403
AZFS22CF4	TR5	2238	BT9	AB-6	2910	SP432	TR5IX	7397	SP524	PTR5A-13	2467
AZFS22FE	PTR5A-13	2467	BTF3	A6FS	2210	SP432	PTR5C-13	7740	SP525	ILTR6H8G	96870
AZFS22PP	PTR5A-13	2467	BTF31	A6FS	2210	SP432	TR5GP	3186	SP526	LTR6IX-11	6509
AZFS32FE	PTR5A-13	2467	BTF42	WR5	2438	SP433	ITR6F13	4477	SP527	ILTR6A-13G	3789
B2	AB-8	7909	BTF6	A6FS	2210	SP433	TR55GP	3403	SP528	LTR6CI-8	97177
B2W	AB-8	7909	BTRF42	WR5	2438	SP435	WR4-1	4652	SP530	ILTR5K13	90607
B3W	AB-7	3010	BZ8	AB-6	2910	SP436	GR4	2635	SP531	ILTR6G8G	96621
B3X	AB-7	3010	CGSF22F	TR5BP12	93858	SP439	PTR5F-11	6579	SP534	LTR6CI-8	97177
B4	AB-7	3010	CGSF22N	TR5C-12	92838	SP439A	PTR5C-13	7740	SP535	LTR6BI-9	92182
B4X	AB-7	3010	CYFS12F1	LTR6DP13	90374	SP440	TR55-1GP	7159	SP537	LTR6DI-8	96588
B6	AB-6	2910	CYFS12F5	LTR6BP13	94806	SP442	TR4	3754	SP541	ITR5H13	97287
B6W	AB-6	2910	CYFS12Y1	LTR6BI-9	92182	SP443	UR55	2248	SP541-A	ITR5H13	97287
B8	AB-6	2910	CYFS12Y2	LTR6DI-8	96588	SP444	TR5-1	7060	SP548	LTR6DP13	90374
B82	WR5	2438	CYFS12Y3	LTR6CI-8	97177	SP445	FR5	7373	TT4	G-2Z	3320
B8X	AB-6	2910	CYFS12YEC	ILTR6H8G	96870	SP445	ZFR6F-11	4291	TT8	G-2Z	3320
B9	AB-6	2910	CYFS12YP	LTR6IX-11	6509	SP446	TR55	3951	MTD		
BF12	AP8FS	2227	CYFS12YP	ILTR6F9	90656	SP447	TR5	2238	753-06193	BPMR6F	1270
BF22	WR5	2438	CYFS12YP-CFC	ILTR6G8G	96621	SP448	TR5A1-13	90813	753-06269	BPMR6F	1270
BF22C	WR5	2438	CYFS12YT3	LTR6CI-8	97177	SP448	ITR5H13	97287	753-06847	BPMR6F	1270
BF22CX	WR5	2438	HE2	D8HA	7112	SP449	XR5	3332	759-3336	BKR5E	7938
BF22X	WR5	2438	HE3	D6HA	6512	SP450	UR4	6630	759-3338	BR2-LM SOLID	3841
BF3	A6FS	2210	HG2	D8EA	2120	SP450	UR45	6945	791-610311B	BPMR6F	1270
BF32	WR5	2438				SP452	WR4-1	4652	794-00055	BM6F	6221

NOTE: Cross references are provided as a GUIDE ONLY. Due to differences in design / materials, products produced by various mfrs may have different specifications. Please refer to specific application guide for proper usage.

MTD to NGK / Torch to NGK / Volvo Penta to NGK

Competitor Part No.	NGK Part No.	NGK Stock No.	Competitor Part No.	NGK Part No.	NGK Stock No.	Competitor Part No.	NGK Part No.	NGK Stock No.	Competitor Part No.	NGK Part No.	NGK Stock No.
MTD			Torch			Torch			Torch		
951-10292	BPR6ES SOLID	4008	E5RTC	BPR5HS	6222	K5RTC5	ZFR5N	3459	Q7RTP-11	TR7IX	3690
Torch			E5T	BP5HS	4111	K5RTM	LFR5A-11	6376	QH5RTIP-13	ILTR5K13	90607
5580	BUR6ET	7517	E5TC	BP5HS	4111	K5RTP	BKR5EIX	6341	QH5RTIP-13	LTR5BI-13	90083
7026	BKR6EGP	7092	E6C	BR6HS	3922	K5RTPP-11	BKR5EP-11	3440	QH5RTPP-13	PTR5A-13	2467
7026	IFR6B11	5368	E6C	B6HS	7534	K5RTPP-11	PFR5G-11	2647	R4C	AB-6	2910
8012	BPR6EIX	6637	E6RC	BR6HS	3922	K5RTPP-11	PFR5N-11	5838	R6C	AB-6	2910
92089897	BPR7ES	5534	E6RTC	BPR6HS	7022	K5RTPPF-11	PFR5B-11	2300	R7	AB-7	3010
.K5RTC	BCPR5ES	6130	E6RTP	BPR6HIX	4085	K5RTPPF-11	PFR5J-11	4642	RC12YC	BKR5E	7938
.K5RTP	BCPR5EIX	5688	E6T	BP4HS	3611	K5RTSPP	PZFR5D-11	7968	RDJ7Y	BPMR6F	1270
.K5RTPP-11	BCPR5EP-11	2097	E6TC	BP6HS	7331	K5TC	BCPR5ES	6130	T5RTC	WR5	2438
.K5RTPPF-11	PFR5A-11	4588	E7C	B7HS	5110	K5TC	BKR5ES-11	2382	Z4C	B-4L	3112
.K5TC	BCPR5ES	6130	E7RTC	BPR7HS	6422	K6RD	BKR6EKC	4959	Z4JC	B-4L	3112
.K6RF	BCPR6ES	2330	E7RTP	BPR7HIX	5944	K6RDY	BKR6EK	2288	Volvo Penta		
.K6RTC	BCPR6ES	2330	E7TC	BPR7HS	6422	K6RF	BCPR6ES	2330	3851857	TR5	2238
.K6RTP	BCPR6EIX	5689	E7TJC	BUR6ET	7517	K6RF11	BKR6E-11	2756	3851859	UR4	6630
.K6RTPP-11	BCPR6EP-11	3350	E8C	BR8HS	4322	K6RF-11	BKR6E-11	2756	3851861	UR4	6630
.K6RTPPF-11	PFR6A-11	4045	E8RC	BR8HS	4322	K6RT2PP-11	BKR6EP-11	2978	3851868	TR4	3754
.K6TC	BCP6ES	4930	E8RTC	BPR8HS	3725	K6RT3P-11	ZFR5FGP	7098	3854399	TR5	2238
.K7RTP	BCPR7EIX	5690	E8TC	BPR8HS	3725	K6RT3PP-11	PZFR6F-11	3271	3856759	TR5	2238
A5RTC	CR5HSA	7840	F5C	B4ES	4129	K6RTC	BKR6ES	6364	3858996	PTR5F-11	6579
A6RTC	CR6HSA	2983	F5RF	BPR5EY	1233	K6RTC11	BKR6ES-11	5553	3858997	PTR5F-11	6579
A6S	CM-6	5812	F5RTC	BPR5ES	7734	K6RTC-11	BKR6ES-11	5553	3861632	PTR5F-11	6579
A6TC	C6HSA	3228	F5RTP	BPR5EIX	6597	K6RTI	BKR6EIX	6418			
A7C	C7HSA	4629	F5RTPP-11	BPR5EP-11	3971	K6RTIP	IFR6T11	4589			
A7RC	CR7HSA	4549	F5TC	BP5ES SOLID	2140	K6RTJPP	PFR6W-TG	5547			
A7RTC	CR7HSA	4549	F6C	B6ES	7432	K6RTJY	BKUR6ET	7808			
A7TC	CR7HSA	4549	F6REC4	BPR6ES SOLID	4008	K6RTP	BKR6EIX	6418			
A8RTC	CR8HSA	2086	F6RF	BPR6EY	6427	K6RTPP	PFR6B	3500			
A8TC	CR8HSA	2086	F6RTC	BPR6ES	7131	K6RTPP-11	PFR6G-11	5555			
AC6RA	CMR6A	1223	F6RTI	BPR6EIX	6637	K6RTPPF-11	PFR6B-11	4014			
AC7R	CMR7H	3066	F6RTJY	BUR6ET	7517	K6RTPPF-11	PFR6J-11	2743			
B7RC	CR7E	4578	F6RTP	BPR6EGP	7084	K6TC	BKR6ES-11	5553			
B7RD	CR7EK	7546	F6RTP	BPR6EIX	6637	K7RT3PP-11	ZFR7F-11	6855			
B8C	C8E	7471	F6T	BP6ES	7333	K7RTC	BKR7ES-11	4952			
B8RH	CR8EH-9	5666	F6TC	BP6ES	7333	K7RTP	BKR7EIX	2667			
C6RTC	D6HA	6512	F7C	B7ES	1111	K7RTPP-11	PFR7G-11	2380			
C6TC	D6HA	6512	F7RC	BR7ES	5122	K7TC	BKR7ES-11	4952			
C7E	C7E	5096	F7RTC	BPR7ES	5534	K7TJC	BCP6ET	4563			
C7TC	DP7EA-9	5629	F7RTJC	BP6ET	1263	KL6RTI	LZFR6AI	3656			
C8C	D8HA	7112	F7RTP	BPR7EIX	4055	L6C	BM6A	5921			
C8E	C8E	7471	F7TC	BPR7ES	5534	L6RC	BMR6A	7421			
C9E	C9E	7499	F7TJC	BP6ET	1263	L6RTC	BPMR6A	6726			
CR7E	CR7E	4578	F8C	BR8ES	5422	L6TC	BPM6A	7021			
CR8E	CR8E	1275	F8RC	BR8ES	5422	L7RC	BMR7A	4226			
CR9E	CR9E	6263	F8RTC	BPR8ES	3923	L7RTC	BPMR7A	4626			
D5RTC	DCPR6E	3481	F8TC	BPR8ES	3923	L7TC	BPM7A	7321			
D7	D7EA	7912	G3F	B-4	3210	L8RTC	BPMR8Y	2218			
D7CA	D7EA	7912	G4C	B-4	3210	L8RTF	BPMR8Y	2218			
D7RC	D7EA	7912	G4LC	B4-LM	3410	LDKRTPP	PLKR7A	4288			
D7RP	DR7EIX	5686	G4RC	BR4-LM	4133	N6C	BM6F	6221			
D7RTC	DP7EA-9	5629	G5RC	BR6S	3522	N6RC	BM6F	6221			
D7RTP	DPR7EIX-9	7803	G6	B6S	3510	N6RTC	BPMR6F	1270			
D8C	D8EA	2120	G6C	B6S	3510	N6TC	BPM6F	5950			
D8RC	D8EA	2120	G6RC	BR6S	3522	N7C	BM7F	6421			
D8RP	DR8EIX	6681	GL4	B4-LM	3410	N7RC	BM7F	6421			
D8RTC	DP8EA-9	5829	GL4RC	BR4-LM	4133	P6RC	BR6FS	4323			
D8T	D8EA	2120	H5	B6S	3510	P6RTC	UR6	7773			
D8TC	DP8EA-9	5829	K4RTC3	ZFR5F	7558	P6RTC	BPR6FS	2623			
DJ7Y	BPM6F	5950	K5RF11	BKR5E-11	6953	P6TC	BPR6FS	2623			
DJ8J	BM6F	6221	K5RF-11	BKR5E-11	6953	Q5RTC	TR5	2238			
DK7RTC	DCPR7E	3932	K5RT2PP-11	BKR5EP-11	3440	Q5RTP-11	TR5IX	7397			
DK7RTP	DCPR7EIX	6046	K5RT3P-11	ZFR5FGP	7098	Q6RTC	BPR6EFS	3623			
DK9RTC	DCPR9E	2641	K5RT3PP-11	PZFR5F-11	4363	Q6RTC	BPR6EFS	3623			
E4RTC	BPR4HS	7823	K5RTC	BCPR5ES	6130	Q6RTP-11	TR6IX	3689			
E4TC	BP4HS	3611	K5RTC11	BKR5ES-11	2382	Q6RTPP-13	PTR6D-13	5598			
E5C	B5HS	4210	K5RTC-11	BKR5ES-11	2382	Q6TC	BPR6EFS	3623			

NOTE: Cross references are provided as a GUIDE ONLY. Due to differences in design / materials, products produced by various mfrs may have different specifications. Please refer to specific application guide for proper usage.

INTRODUCTION

Spark plugs are one of the most misunderstood components of an engine. Numerous questions have surfaced over the years, leaving many people confused.

This guide was designed to assist the technician, hobbyist, or race mechanic in understanding, using, and troubleshooting spark plugs. The information contained in this guide applies to all types of internal combustion engines...two stroke engines, rotary engines, high performance/ racing engines and street vehicles.

Spark plugs are the window into your engine (your only eyewitness to the combustion chamber), and hence can be used as a valuable diagnostic tool. Like a patient's thermometer, the spark plug displays symptoms and conditions of the engine's performance...the experienced tuner will analyze these symptoms to track down the root cause of any problems or to determine air/fuel ratios.

BASICS:

The spark plug has two primary functions:

- 1) To ignite the air/fuel mixture
- 2) Remove heat away from the Spark Plug Tip

Spark plugs transmit electrical energy that turn fuel into working energy. A sufficient amount of voltage must be supplied by the ignition system to cause it to spark across the spark plug's gap. This is called electrical performance.

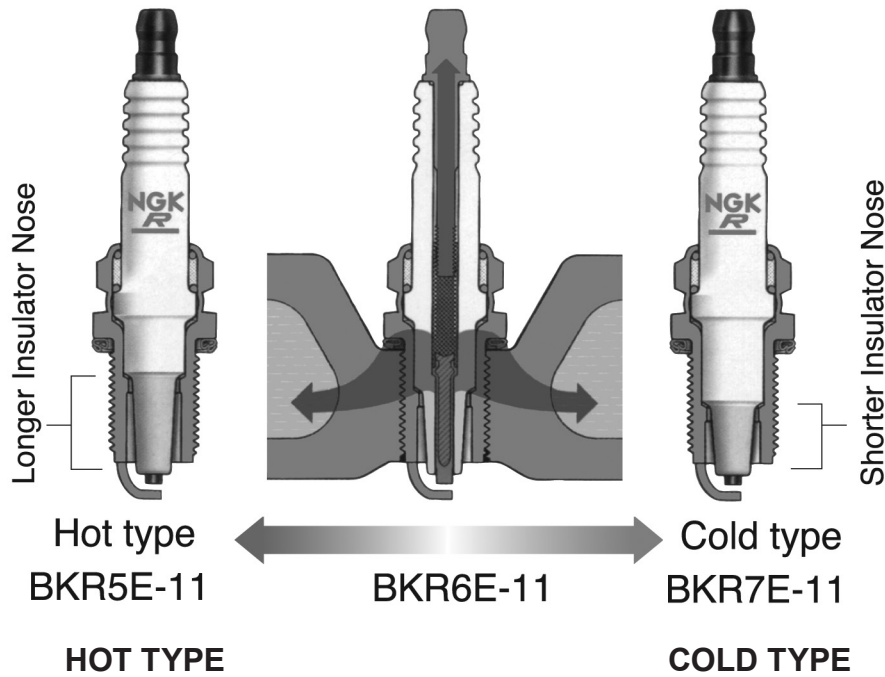
Additionally, the temperature of the spark plug's firing end must be kept low enough to prevent pre-ignition, but high enough to prevent fouling. This is called thermal performance and is determined by the heat range selected.

It is crucial to remember that spark plugs **CANNOT create heat**, they can only **remove** heat. The spark plug works as a **heat-exchanger** by pulling unwanted thermal energy away from the combustion chamber and transferring the heat to the engine's cooling system. The heat range is defined as a plug's ability to dissipate heat. The rate of heat transfer is determined by:

- 1) The insulator nose length
- 2) Gas volume around the insulator nose
- 3) Materials / construction of center electrode and ceramic insulator

A spark plug's heat range has no relationship to the actual voltage transferred through the spark plug. Rather, the heat range is a measure of the spark plug's ability to remove heat from the combustion chamber. The heat range measurement is determined by several factors; the length of the ceramic center insulator nose and its ability to absorb and transfer combustion heat, the material composition of the insulator and center electrode material.

HEAT RATING AND HEAT FLOW PATH OF SPARK PLUGS

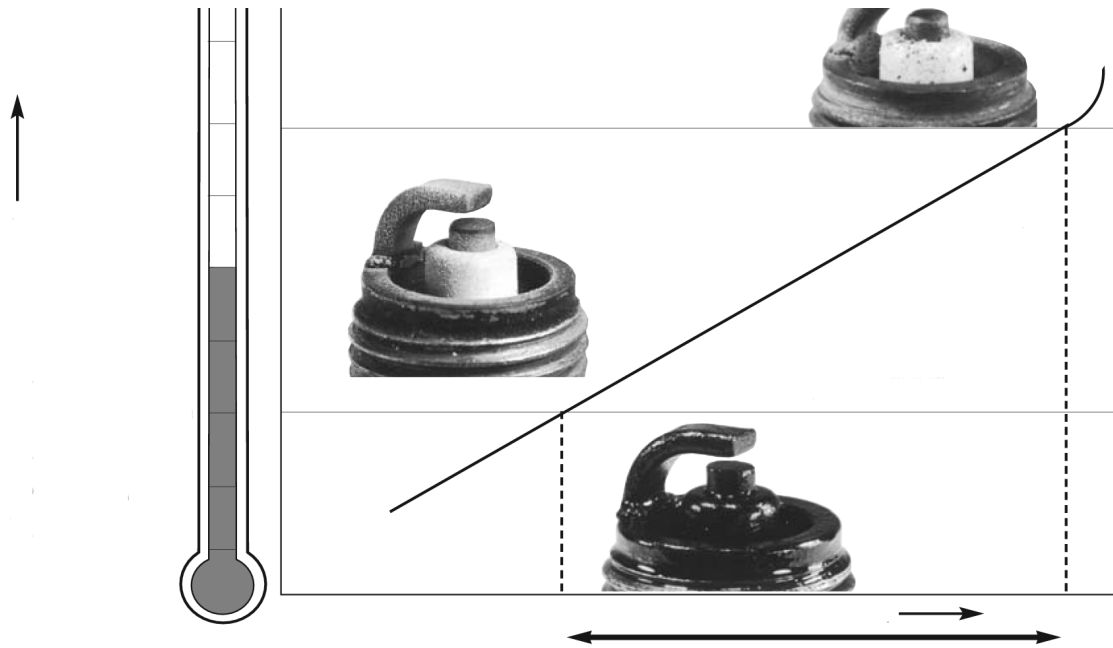


HOT TYPE
It has a larger surface exposed to the combustion gasses. It dissipates heat slowly. Its firing end heats up quickly.

COLD TYPE
It has a smaller surface exposed to the combustion gasses. It dissipates heat quickly. Its firing end does not heat up quickly.

The insulator nose length is the distance from the firing tip of the insulator to the point where the insulator meets the metal shell. Since the insulator tip is the hottest part of the spark plug, the tip temperature is a primary factor in pre-ignition and fouling. Whether the spark plugs are fitted in a lawnmower, boat, or a race car, the spark plug tip temperature must remain between 450°C-850°C. If the tip temperature is lower than 450°C, the insulator area surrounding the center electrode will not be hot enough to burn off carbon and combustion chamber deposits. These accumulated deposits can result in spark plug fouling leading to misfire. If the tip temperature is higher than 850°C the spark plug will overheat which may cause the ceramic around the center electrode to blister and the electrodes to melt. This may lead to pre-ignition/detonation and expensive engine damage. In identical spark plug types, the difference from one heat range to the next is the ability to remove approximately 70°C to 100°C from the combustion chamber. A projected style spark plug firing temperature is increased by 10°C to 20°C.

SPARK PLUG TIP TEMPERATURE AND FIRING END APPEARANCE

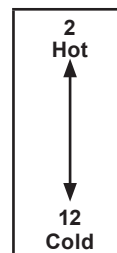


The firing end appearance also depends on the spark plug tip temperature. There are three basic diagnostic criteria for spark plugs: good, fouled and overheated. The borderline between the fouling and optimum operating regions (450°C) is called the spark plug self-cleaning temperature. The temperature at this point is where the accumulated carbon and combustion deposits are burned off.

Bearing in mind that the insulator nose length is a determining factor in the heat range of a spark plug, the longer the insulator nose, the less heat is absorbed, and the further the heat must travel into the cylinder head water journals. This means the plug has a higher internal temperature, and is said to be a hot plug. A hot spark plug maintains a higher internal operating temperature to burn off oil and carbon deposits, and has no relationship to spark quality or intensity.

Conversely, a cold spark plug has a shorter insulator nose and absorbs more combustion chamber heat. This heat travels a shorter distance, and allows the plug to operate at a lower internal temperature. A colder heat range can be necessary when the engine is modified for performance, subjected to heavy loads, or is run at high rpms for a significant period of time. The colder type removes heat more quickly, and will reduce the chance of pre-ignition/detonation and burn-out of the firing end. (Engine temperature can affect the spark plug's operating temperature, but not the spark plugs heat range).

The NGK spark plug heat rating system is as follows:



Below is a list of some of the possible external influences on a spark plug's operating temperatures. The following symptoms or conditions may have an effect on the actual temperature of the spark plug. The spark plug cannot create these conditions, but it must be able to cope with the levels of heat...if not, the performance will suffer and engine damage can occur.

Air/Fuel Mixtures seriously affect engine performance and spark plug operating temperatures.

- Rich air/fuel mixtures cause tip temperature to drop, causing fouling and poor driveability
- Lean air/fuel mixtures cause plug tip and cylinder temperature to increase resulting in pre-ignition, detonation, and possibly serious spark plug and engine damage
- It is important to read spark plugs many times during the tuning process to achieve optimum air/fuel mixture

Higher Compression Ratios/Forced Induction will elevate spark plug tip and in-cylinder temperatures

- Compression can be increased by performing any one of the following modifications:
 - a) reducing combustion chamber volume (domed pistons, smaller chamber heads, milling heads, etc)
 - b) adding forced induction (Nitrous, Turbocharging or Supercharging)
 - c) camshaft change
- As compression increases, a colder heat range plug, higher fuel octane, and careful attention to ignition timing and air/fuel ratios are necessary. Failure to select a colder spark plug can lead to spark plug/engine damage

Advancing Ignition Timing

- Advancing ignition timing by 10° causes plug tip temperature to increase by approximately 70°-100° C.

Engine Speed and Load

- Increases in firing-end temperature are proportional to engine speed and load. When traveling at a consistent high rate of speed, or carrying/pushing very heavy loads, a colder heat range spark plug should be installed.

Ambient Air Temperature:

- As air temperature falls, air density/air volume becomes greater, resulting in leaner air/fuel mixtures.
- This creates higher cylinder pressures/temperatures and causes an increase in the spark plug's tip temperature. So, fuel delivery should be increased.
- As temperature increases, air density decreases, as does intake volume, and fuel delivery should be decreased.

Humidity

- As humidity increases, air intake volume decreases.
- Result is lower combustion pressures and temperatures, causing a decrease in the spark plug's temperature and a reduction in available power.
- Air/fuel mixture should be leaner, depending upon ambient temperature.

Barometric Pressure/Altitude

- Also affects the spark plug's tip temperature
- The higher the altitude, the lower cylinder pressure becomes. As the cylinder temperature decreases, so does the plug tip temperature.
- Many mechanics attempt to "chase" tuning by changing spark plug heat ranges
- The real answer is to play with jetting or air/fuel mixtures in an effort to put more air back into the engine.

Types of Abnormal Combustion

Pre-ignition

- Defined as: ignition of the air/fuel mixture before the pre-set ignition timing mark
- Caused by hot spots in the combustion chamber...can be caused (or amplified) by over advanced timing, too hot a spark plug, low octane fuel, lean air/fuel mixture, too high compression, or insufficient engine cooling.
- A change to a higher octane fuel, a colder plug, richer fuel mixture, or lower compression may be in order
- You may also need to retard ignition timing, and check vehicle's cooling system.
- Pre-ignition usually leads to detonation; pre-ignition and detonation are two separate events.

Detonation

- The spark plug's worst enemy (Besides fouling)
- Can break insulators or break off ground electrodes
- Pre-ignition most often leads to detonation
- Plug tip temperatures can spike to over 3000°F during the combustion process (in a race motor)
- Most frequently caused by hot spots in the combustion chamber. Hot spots will allow the air/fuel mixture to pre-ignite. As the piston is being forced upward by mechanical action of the connecting rod, the pre-ignited explosion will try to force piston downward. If piston can't go up (because of the force of the premature explosion) and it can't go down (because of the upward motion of the connecting rod), the piston will rattle from side to side. The resulting shock wave causes an audible pinging sound. This is detonation.
- Most of the damage that an engine sustains when "detonating" is from excessive heat.
- The spark plug is damaged by both the elevated temperatures and the accompanying shock wave, or concussion.

Misfires

- A spark plug is said to have misfired when enough voltage has not been delivered to light off all fuel present in the combustion chamber at the proper moment of the power stroke (a few degrees before top dead center).
- A spark plug can deliver a weak spark (or no spark at all) for a variety of reasons...defective coil, too much compression with incorrect plug gap, dry fouled or wet fouled spark plugs, insufficient ignition timing, etc.
- Slight misfires cause a loss of performance for obvious reasons (if fuel is not lit, no energy is being created).
- Severe misfires will cause poor fuel economy, poor driveability, and can lead to engine damage.

Fouling

- Will occur when spark plug tip temperature is insufficient to burn off carbon, fuel, oil or other deposits
- Will cause spark to leach to metal shell...no spark across plug gap will cause a misfire
- Wet-fouled spark plugs must be changed...spark plugs will not fire
- Dry-fouled spark plugs can sometimes be cleaned by bringing engine up to operating temperature
- Before changing fouled spark plugs, be sure to eliminate root cause of fouling

Torquing and Gapping Spark Plugs

Gap

- Check gap on every plug prior to installation.
- Always use factory recommendations for gap size, unless engine is modified.
- When checking gap, use only wire gauges; flat feeler or dial gauges do not accurately measure true width of spark-gap.
- When increasing gap size for high-performance ignition systems (MSD box, etc) never go plus/minus more than .008" in order to retain parallel surfaces between ground and center electrode.
- When gapping, never use the center electrode as a fulcrum/leverage point...cracked center electrodes can result.
- Higher compression or boosted engines require smaller gaps and high powered ignition systems.

Spark Plug Torque

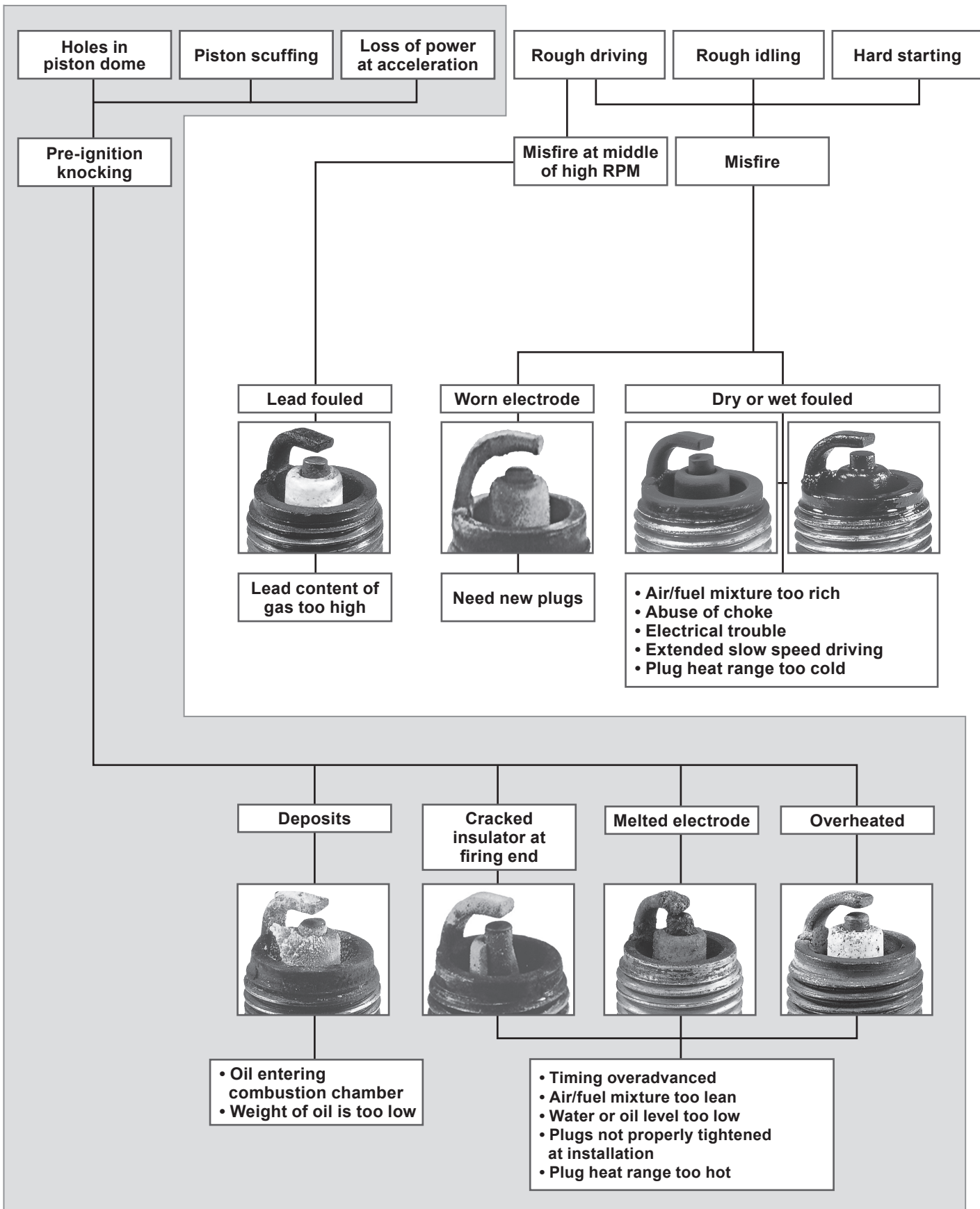
- Torque is the most critical part of installation...directly influences spark plug temperatures.
- A spark plug can only transfer heat effectively when it is fully seated on the cylinder head. Under-torqued spark plugs can allow combustion gas leakage, or will not allow the plug to remove heat effectively...spark plug and cylinder temperatures rise dramatically, eventually leading to detonation, plug/engine damage.
- Over-torquing can cause distortion (warping) of spark plug's internal seals, causing poor heat transfer... plug temperatures increase, eventually leading to detonation, plug/engine damage.
- Before installation, clean threads to prevent encountering resistance from carbon build-up. If using anti-seize compounds, use sparingly.
- When re-installing spark plugs, spark plug threads should be clean and particle-free to ensure proper seating.
- Iron and aluminum heads have different torque specs.

TORQUE SPECIFICATIONS*					
	THREAD SIZE	CAST IRON HEADS		ALUMINUM HEADS	
		WITH TORQUE WRENCH	WITHOUT TORQUE WRENCH	WITH TORQUE WRENCH	WITHOUT TORQUE WRENCH
FLAT SEAT W/ GASKET	18 mm	3.5 kg-m ~ 4.5 kg-m 25.3 lb-ft ~ 32.5 lb-ft	1/2- 2/3 turn 180° - 240°	3.5 kg-m ~ 4.0 kg-m 25.3 lb-ft ~ 28.9 lb-ft	1/2- 2/3 turn 180° - 240°
	14 mm	2.5 kg-m ~ 3.5 kg-m 18.0 lb-ft ~ 25.3 lb-ft	1/2- 2/3 turn 180° - 240°	2.5 kg-m ~ 3.0 kg-m 18.0 lb-ft ~ 21.6 lb-ft	1/2- 2/3 turn 180° - 240°
	12 mm	1.5 kg-m ~ 2.5 kg-m 10.8 lb-ft ~ 18.0 lb-ft	1/2- 2/3 turn 180° - 240°	1.5 kg-m ~ 2.0 kg-m 10.8 lb-ft ~ 14.5 lb-ft	1/2- 2/3 turn 180° - 240°
TAPERED SEAT	18 mm	2.0 kg-m ~ 3.0 kg-m 14.5 lb-ft ~ 21.6 lb-ft	1/12- 1/8 turn 30° - 45°	2.0 kg-m ~ 3.0 kg-m 14.5 lb-ft ~ 21.6 lb-ft	1/12- 1/8 turn 30° - 45°
	14 mm	1.5 kg-m ~ 2.5 kg-m 10.8 lb-ft ~ 18.0 lb-ft	1/12- 1/8 turn 30° - 45°	1.0 kg-m ~ 2.0 kg-m 7.2 lb-ft ~ 14.4 lb-ft	1/12- 1/8 turn 30° - 45°

* Use of anti-seize is not recommended on NGK spark plugs.

All engine manufacturers have recommended torque specifications for spark plug installation, and most are represented in the chart above. Install the spark plug finger tight until the gasket or tapered seat contacts the cylinder head. Then give it the recommended turn or angle.

SPARK PLUG PROBLEMS





THE IGNITION SPECIALIST™



Customer and Tech Assistance
877-473-6767



NGK Spark Plugs (U.S.A.), Inc.
46929 Magellan Drive, Wixom, MI 48393



ngksparkplugs.com



facebook.com/NGKSparkplugs